



March 1, 2014

THE CITY OF SAN DIEGO

Mr. David W. Gibson, Executive Officer
California Regional Water Quality Control Board
2375 Northside Drive, Suite 100
San Diego, CA 92108

Attention: Pretreatment Coordinator

Dear Mr. Gibson:

Subject: Board Order No. R9-2009-0001 NPDES Permit No. CA0107409
CY2013 Pretreatment Annual Report for the Pt Loma POTW

The San Diego Metropolitan Wastewater Pretreatment Program Annual Report for calendar year 2013, due March 1, 2014, is hereby submitted in accordance with the requirements of NPDES Permit No. CA0107409, adopted by the Regional Water Quality Control Board on June 10, 2009 and issued by the U.S. Environmental Protection Agency on June 16, 2010. Because flows from industries tributary to the South Bay Water Reclamation Plant can be diverted to the Pt Loma POTW, this Report also includes data for industries tributary to the South Bay Water Reclamation Plant and Ocean Outfall. The City is committed to protecting public health and the environment through a program of environmental management, which includes source control, wastewater treatment, an improved ocean outfall, and extensive monitoring. One key element of the program is an aggressive pretreatment and pollution prevention program to minimize toxic discharges to the sewerage system. This report includes a summary of Pretreatment Program activities and accomplishments throughout jurisdictions tributary to the Metropolitan Sewerage

System, which includes the Point Loma Wastewater Treatment Plant, the North City Water Reclamation Plant, and the South Bay Water Reclamation Plant.

Should you have any questions concerning the information provided herein, or wish to meet with City staff to discuss the report in detail, please contact Barbara Sharatz, of my staff, at (858) 654-4106.

Sincerely,

Robert Mulvey
Assistant Director of Public Utilities
Water Quality Branch

BLS:slc

cc: Amelia Whitson, Pretreatment Coordinator, EPA Region IX
Regulatory Unit, Water Quality Div., State Water Resources Control Board
Halla Razak, Director of Public Utilities, City of San Diego
Barbara Sharatz, Pretreatment Program Manager, City of San Diego
File



Public Utilities Department

9192 Topaz Way • San Diego, CA 92123-1117



POTW PRETREATMENT ANNUAL REPORT

COVER SHEET

NPDES Permit Holder or Sewer Authority Name: City of San Diego
Report Date: March 1, 2014
Period Covered by This Report: January 1, 2013 to December 31, 2013
Period Covered by Previous Report: January 1, 2012 to December 31, 2012

Name of Wastewater Treatment Plant(s)

NPDES Permit Number

Point Loma Wastewater Treatment Plant

CA 0107409

Person to contact concerning information contained in this report:

Name: Barbara Sharatz
Title: Industrial Wastewater Control Program Manager
Mailing Address: 9192 Topaz Way, MS 901D
San Diego, CA 92123-1119
Telephone No.: (858) 654-4106

I have personally examined and am familiar with the information submitted in this document and attachments. Based upon my inquiry of those individuals immediately responsible for obtaining the information reported herein, I believe that the submitted information is true, accurate, and complete. I am aware that there are significant penalties for submitting false information, including the possibility of fine and imprisonment.

2-27-2014

Date



Robert Mulvey

Assistant Public Utilities Director
Title

PRETREATMENT ANNUAL REPORT

PCS Data Entry Form

PPS1

POTW NAME: City of San Diego EW Blom Point Loma Metropolitan Wastewater Treatment Plant
Includes Industrial Users tributary to the City of San Diego South Bay Water Reclamation Plant and Ocean Outfall

NPDES Permit #: CA0107409 and CA0109045

Period Covered By This Report: 01/01/13 (PSSD) 12/31/13(PSED)
Start Date End Date

Number of Significant Industrial Users in SNC With Pretreatment Compliance Schedule: 0 (SSNC)

Number of Notices of Violation and Administrative Orders Issued Against Significant Industrial Users: 159 (FENF)

Number of Civil & Criminal Judicial Actions Against Significant Industrial Users: 0 (JUDI)

Number of Significant Industrial Users With Significant Violations Published: 8 (SVPU)

Number of Industrial Users From Which Penalties Have Been Collected: 0 (IUPN)



THE CITY OF SAN DIEGO

**E.W. BLOM POINT LOMA
METROPOLITAN WASTEWATER TREATMENT PLANT
ANNUAL PRETREATMENT REPORT**

NPDES PERMIT No. CA 0107409
SDRWQCB ORDER No. R9-2009-0001

JANUARY 1 – DECEMBER 31, 2013



Environmental Monitoring and Technical Services
Public Utilities Department
2392 Kincaid Road • Mail Station 45A • San Diego, CA 92101
Tel (619) 758-2310 • Fax (619) 758-2309



TABLE OF CONTENTS

Chapter 1: Executive Summary	Page
Summary	1-1
1.1 Introduction	1-2
1.2 Program Effectiveness	1-3
1.3 Program Summary	1-3
Chapter 2: Program Structure	
2.1 Program Jurisdiction	2-1
2.2 Program Organization	2-1
Area Map	2-2
2.3 Personnel and Budget	2-5
2.4 Changes and Developments	2-5
2.5 Household Hazardous Waste Program	2-6
2.6 Storm Water Pollution Prevention Program	2-7
2.7 Storm Water Diversion Systems	2-7
2.8 Pretreatment Program History	2-8
Chapter 3: Discharge Permits	
3.1 Introduction	3-1
3.2 Permit Authority	3-1
3.3 Permit Classification	3-1
3.4 Significant Industrial Users	3-3
3.5 Identification of Industrial Users	3-3
3.6 SIU Permit Requirements	3-4
3.7 Program Active Permits	3-4
3.8 Program SIU Permits	3-5
3.9 Changes in Point Loma SIU Inventory	3-7
3.10 Baseline Monitoring Reports (BMRs)	3-7
3.11 Distribution of Permits and Industrial Flows	3-12
3.12 Program Inspection and Monitoring Requirements	3-13

TABLE OF CONTENTS (Continued)

	Page
3.13 Industrial Waste Laboratory (IWL)	3-14
3.14 Summary of Routine Sampling and Inspection Statistics	3-14
3.15 Trucked Waste Permits	3-15
 Chapter 4: Enforcement	
4.1 Introduction	4-1
4.2 Annual SIU Compliance Statistics	4-1
4.3 Annual SIU Compliance Status Report Summary	4-2
4.4 Publication of Industries in SNC	4-3
4.5 Non-Compliance Fees/Penalties	4-4
4.6 Enforcement Actions by Type	4-4
4.7 Enforcement Summaries	4-5
4.8 Pollution Prevention Plans	4-9
 Chapter 5 Industrial Pollutant Discharges	
5.1 Introduction	5.1
5.2 Point Loma Influent/Effluent Metals Trends	5-1
5.3 Point Loma Treatment Plant Monitoring	5-1
5.4 Point Loma Influent and Effluent Analytical Results	5-7
5.5 Sludge Disposal Methods	5-30

LIST OF TABLES

		Page
2.1-1	Discharge Area/Agency	2-1
2.5-1	HHW Services by Member Agencies	2-6
3.6-1	Local Discharge Limits	3-4
3.7-1	Active Permit Count 1990-2013	3-5
3.8-1	SIU Permit Count 1990-2013	3-6
3.9-1	Changes in SIU Inventory	3-6
3.10-1	Baseline Monitoring Reports	3-6
3.11-1	Distribution of Permits and Industrial Waste Flow	3-12
3.11-2	Discharge Area/Agency	3-13
3.15-1	Trucked Waste Dischargers	3-11
3.15-2	Trucked Industrial Waste Discharges by Type	3-15
4.2-1	Compliance Status Summary for SIUs	4-2
4.4-1	Notice of SNC with Sewer Discharge Requirements	4-3
4.5-1	Non-Compliance Fees and Penalties Summary	4-4
4.6-1	Compliance Orders – CY2012	4-5
4.6-2	Administrative Penalty Orders	4-5
4.7-1	Enforcement Actions Summary	4-5
5.3-1	Influent Heavy Metals	5-6
5.3-2	Effluent Heavy Metals	5-6

LIST OF REPORTS

	Page
SIUs discharging under a BMR	3-17
SIU Regulated Parameters	3-19
SIU Category, Process, and Pretreatment Technology	3-49
Inspections Performed	3-63
Non SIU Permits	3-68
Groundwater Permits	3-76
Trucked Waste Permits	3-78
Dry Cleaner BMPs	3-82
Silver BMPs	3-86
Annual SIU Compliance Status	4-10
SIU NOV Summary for 2013	4-26
NonSIU NOV Summary for 2013	4-31
Sampling – SIUs Discharging to Point Loma	4-35
TTO Sampling at SIUs	4-74
Analytical Methods Used by the IWL	4-76

LIST OF REPORTS (Continued)

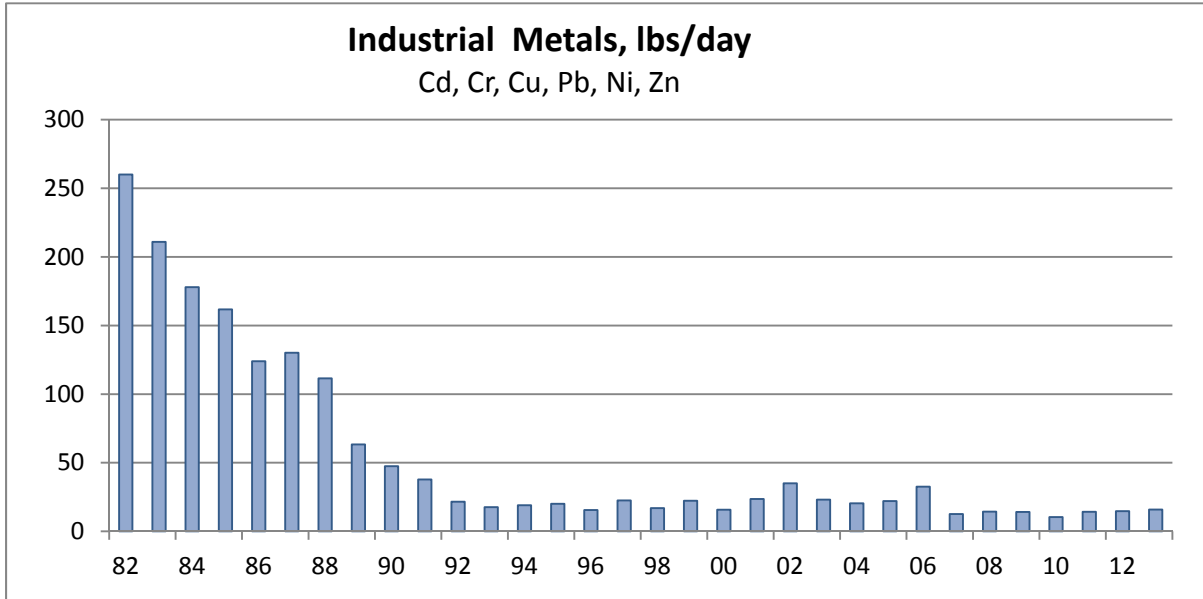
	Page
Point Loma Treatment Plant Monitoring:	
Trace Metals	5-10
Ammonia-Nitrogen and Total Cyanide	5-12
Radioactivity	5-13
Chlorinated Pesticides	5-14
Organophosphorus Pesticides	5-16
Tributyl Tin	5-18
BNAs - Acid Extractables	5-19
BNAs - Base/Neutrals	5-20
VOCs	5-22
Dioxin & Furan	5-24

LIST OF FIGURES

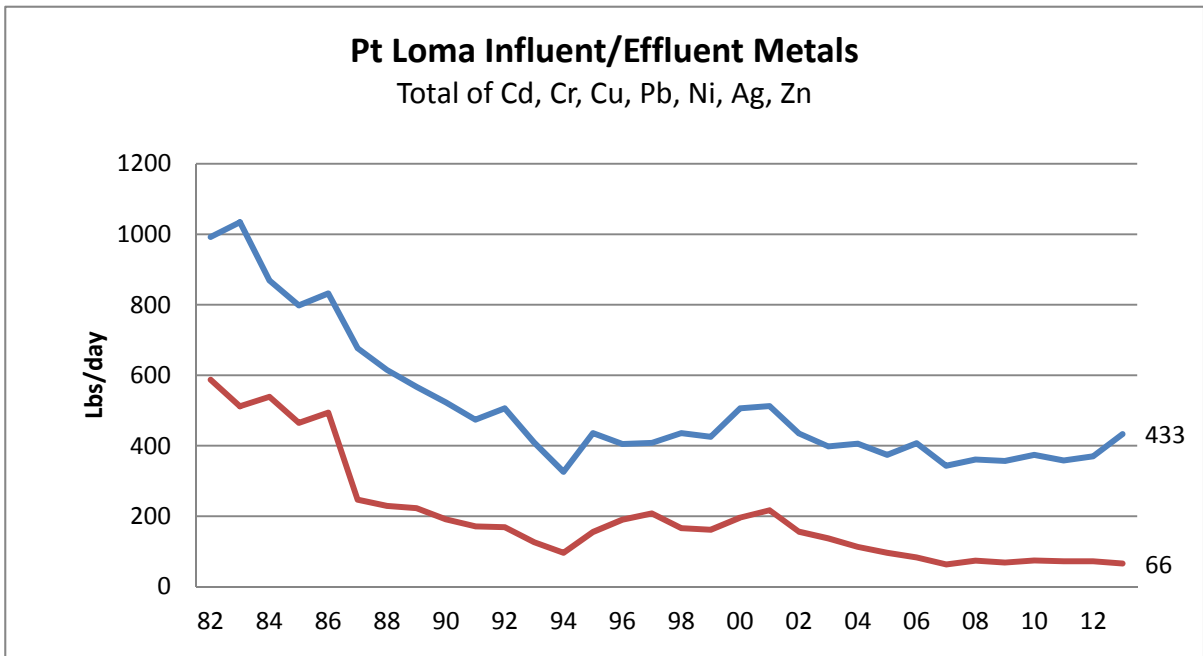
	Page
2.2-1 Industrial Wastewater Control Program Org Chart	2-3
2.2-2 Industrial Waste Lab Org Chart	2-4
5.2-1 Total Metals : Trend 1982-2012	5-2
5.2-2 Cadmium : Trend 1982-2012	5-2
5.2-3 Chromium : Trend 1982-2012	5-3
5.2-4 Copper : Trend 1982-2012	5-3
5.2-5 Lead : Trend 1982-2012	5-4
5.2-6 Nickel : Trend 1982-2012	5-4
5.2-7 Silver : Trend 1982-2012	5-5
5.2-8 Zinc : Trend 1982-2012	5-5

EXECUTIVE SUMMARY

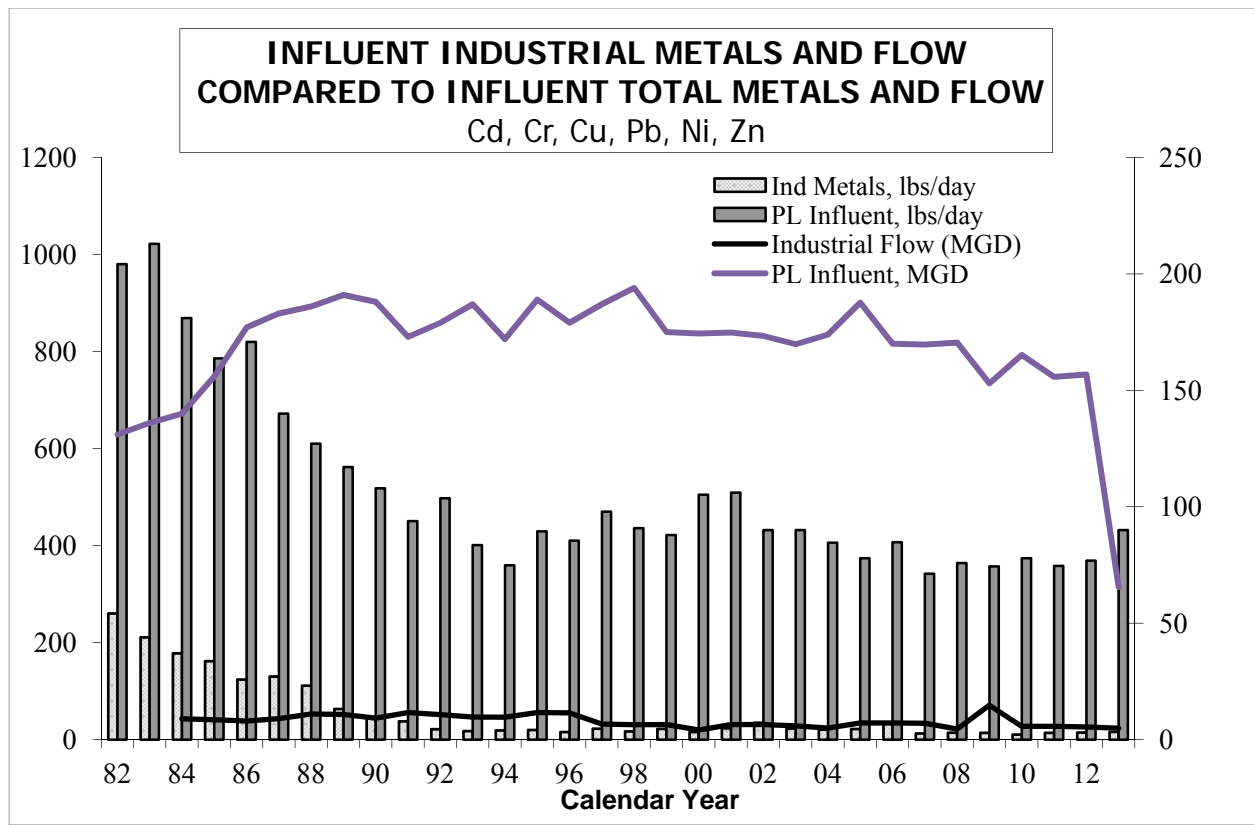
- In CY2013, average daily industrial discharges of heavy metals into the collection system were reduced by 94% from levels experienced prior to Program approval in 1982.



- Long-term trends of treatment plant influent and effluent loadings of potentially toxic heavy metal pollutants are shown below.



- There were no pass-through or interference incidents attributed to industrial discharges in CY2013.



Industrial metals loadings constituted 26.5% of the total metals discharged to Point Loma in 1982, when the Industrial Wastewater Control Program was implemented. As a result of Program efforts, industrial metals loadings have decreased by 94%, and now constitute approximately 3.7 % of the total metals discharged to the Point Loma Treatment Plant.

Note: The industrial loadings and statistics exclude 10.2 lbs/day of copper in sanitary discharges from navy ships, which has been determined to originate from seawater corrosion of shipboard copper piping and not from industrial operations. Where there is no federal limit, metals loadings in industrial discharges that are below domestic/ commercial background screening level concentrations are also excluded from the industrial loadings. Values for copper and nickel indicative of a slug discharge on 10-Dec-13 were treated in the calculations as representative of the influent only on the day of sampling.

1.1 INTRODUCTION

The City of San Diego is committed to protecting public health and the environment through a program of environmental management which includes pollution prevention, industrial pretreatment, chemically enhanced primary waste treatment, an improved ocean outfall, and extensive monitoring. A key element of this program is an aggressive pretreatment and pollution prevention program to minimize toxic discharges to the sewerage system. The City's federally-approved source control program consists of: 1) an industrial wastewater discharge permit system to establish industrial discharge limits and requirements; 2) periodic facility inspections and unannounced sampling; 3) effective enforcement procedures to deter violations and bring non-compliant dischargers back into compliance with discharge standards and requirements, and; 4) industrial user guidance and permit conditions designed to encourage pollution prevention and waste minimization.

1.2 PROGRAM EFFECTIVENESS

- Since 1982, while the average daily wastewater flow into the Metro System have increased by approximately 10%, the total mass of heavy metals entering the Metro collection system has decreased by more than 56%.
- Since federal approval of the Program in 1982, average metal loadings contributed by industrial sources have decreased by more than 94%. Whereas in 1982, industrial discharges of metals constituted nearly 27% of the Cadmium, Chromium, Copper, Lead, Nickel, and Zinc discharged to the system, today industrial loadings constitute less than 4% of the total metals discharged to the system.
- San Diego's sludge qualifies as "exceptionally clean" under the criteria set forth in 40 CFR Part 503, attesting to the effectiveness of the City's source control program and providing maximum options for beneficial reuse of the sludge.

1.3 PROGRAM SUMMARY - CY2013

- During CY2013 the program administered 94 SIU permits, covering 118 outfalls and monitored at 153 sample points. Eight outfalls at 8 facilities were in SNC during the year resulting in a Program Significant Non-Compliance Rate for CY2013 of 6.8% (8 of 118 outfalls). SIUs were in 100% compliance with discharge standards and requirements at 84% of the outfalls.
- As of December 31, 2013, the Program administered 75 SIU permits and 1272 additional control mechanisms, including 276 Class 2 and 3 permits, 112 Hauled Waste permits, 39 Groundwater Discharge permits, and 855 Best Management Practice Discharge Authorizations, covering targeted commercial sectors. The Program also performs annual inspections at 38 additional facilities with processes subject to federal pretreatment standards that either operate as stand-alone R&D facilities, or have zero discharge of regulated waste streams to sewer to confirm continuing non-regulated status.
- During CY2013, 611 inspections were conducted, including 134 SIU pretreatment compliance inspections, 352 Source Control inspections, 20 rainwater diversion inspections, 42 sewer surcharge inspections, 51 storm water compliance inspections, and 6 compliant investigations; 2,241 unannounced sampling visits were conducted; 5,100 industry samples were collected by the Industrial Laboratory for analyses; and 18,543 pollutant measurements were performed. In addition, 2,880 industry self-monitoring samples and 1,039 BMP self-certifications were received and reviewed to evaluate compliance.
- During CY2013, 240 Notices of Violation were issued to industries for exceeding discharge limits or failing to comply with permit conditions; 159 of these were issued to SIUs. No new formal enforcement actions, including Administrative Penalty Orders and Compliance Orders, were issued. Non-compliance fees in the amount of \$18,527 and no penalties were collected.
- The CY2013 annual publication list of 8 Significant Industrial Users in SNC is based on compliance determinations for the entire year.
- The 16th Annual Local Limits Re-evaluation submitted July 1, 2013, confirms that the local limits developed in 1996 remain technically justified and sufficient to protect the POTW and the environment.

CHAPTER 2 – PROGRAM STRUCTURE

2.1 PROGRAM JURISDICTION

The Metropolitan Industrial Wastewater Control Program (IWCP) administers the pretreatment program in the City of San Diego (Map areas 1 – 12) and in 15 participating agencies contributing to the Metropolitan Sewerage System. Table 2.1-1 lists the areas served; Figure 2.1-1 shows the areas geographically.

Table 2.1-1 DISCHARGE AREA / AGENCY BY AREA NUMBER			
Area	Description	Area	Description
01	¹ SD: Rancho Bernardo	14	City of Coronado
02	SD: Sorrento Valley & Torrey Pines	15	City of Del Mar
03	SD: Miramar, Mira Mesa, Scripps Ranch	16	City of El Cajon
04	SD: Mission Bay, Pacific Beach, La Jolla	17	City of Imperial Beach
05	SD: Clairemont Mesa	18	City of La Mesa
06	SD: Kearny Mesa	19	City of National City
07	SD: Mission Gorge	20	City of Poway
08	SD: Point Loma, Lindberg Field	21	Santee/Padre Dam Municipal Water District
09	SD: North Downtown	22	City of Lemon Grove
10	SD: East San Diego	32	² SDCSD: Alpine Service Area
11	SD: South Downtown	33	SDCSD: Lakeside Service Area
12	SD: San Ysidro, Otay Mesa	34	SDCSD: Spring Valley Service Area
13	City of Chula Vista	35	SDCSD: Winter Gardens Service Area
		36	SDCSD: East Otay Mesa Service Area

¹ All flows from the Rancho Bernardo area of San Diego are treated by the Hale Avenue Treatment Plant, which is owned and operated by the City of Escondido. With the exception of parts of areas 12 and 36, which are in part diverted to the South Bay Water Reclamation Plant, the remaining areas are tributary to the City's Point Loma Wastewater Treatment Plant. Permitted flows in some areas include significant volumes of construction dewatering and groundwater remediation

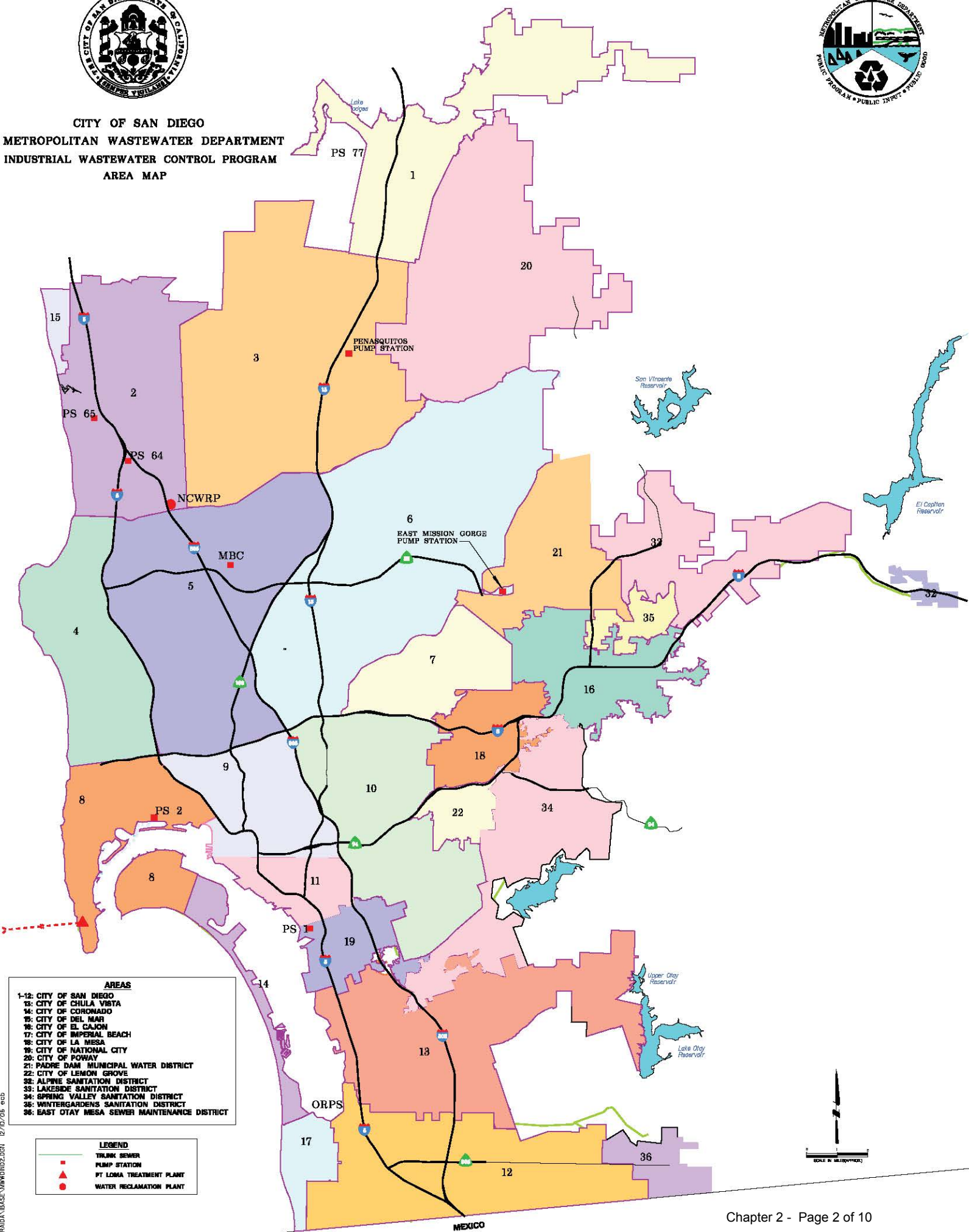
²San Diego County Sanitation District: In July 2011, Areas 32 through 36, previously separate sewer districts, were incorporated into the newly-formed San Diego County Sanitation District; the former districts are now 'service areas'.

2.2 PROGRAM ORGANIZATION

The IWCP is part of the Environmental Monitoring and Technical Services Division of the Metropolitan Wastewater Department of the City of San Diego. The IWCP consists of two operational sections: Industrial Permits and Compliance, and the Industrial Waste Laboratory. See Figures 2.2-1 and 2.2-2 below for organizational charts for each section.




**CITY OF SAN DIEGO
METROPOLITAN WASTEWATER DEPARTMENT
INDUSTRIAL WASTEWATER CONTROL PROGRAM
AREA MAP**



- AREAS**
- 1-12: CITY OF SAN DIEGO
 - 13: CITY OF CHULA VISTA
 - 14: CITY OF CORONADO
 - 15: CITY OF DEL MAR
 - 16: CITY OF EL CAJON
 - 17: CITY OF IMPERIAL BEACH
 - 18: CITY OF LA MESA
 - 19: CITY OF NATIONAL CITY
 - 20: CITY OF POWAY
 - 21: PADRE DAM MUNICIPAL WATER DISTRICT
 - 22: CITY OF LEMON GROVE
 - 23: ALPINE SANITATION DISTRICT
 - 24: LAKESIDE SANITATION DISTRICT
 - 25: SPRING VALLEY SANITATION DISTRICT
 - 26: WINTERGARDENS SANITATION DISTRICT
 - 27: EAST OTAY MESA SEWER MAINTENANCE DISTRICT

- LEGEND**
- TRUNK SEWER
 - PUMP STATION
 - ▲ PT LOMA TREATMENT PLANT
 - WATER RECLAMATION PLANT



REPIDA\BASE\MW\IND2\034_12/07/05.ecb

**Figure 2.2-1
PUBLIC UTILITIES DEPARTMENT / WASTEWATER BRANCH
ENVIRONMENTAL MONITORING AND TECHNICAL SERVICES DIVISION
INDUSTRIAL WASTEWATER CONTROL PROGRAM: December 2013**

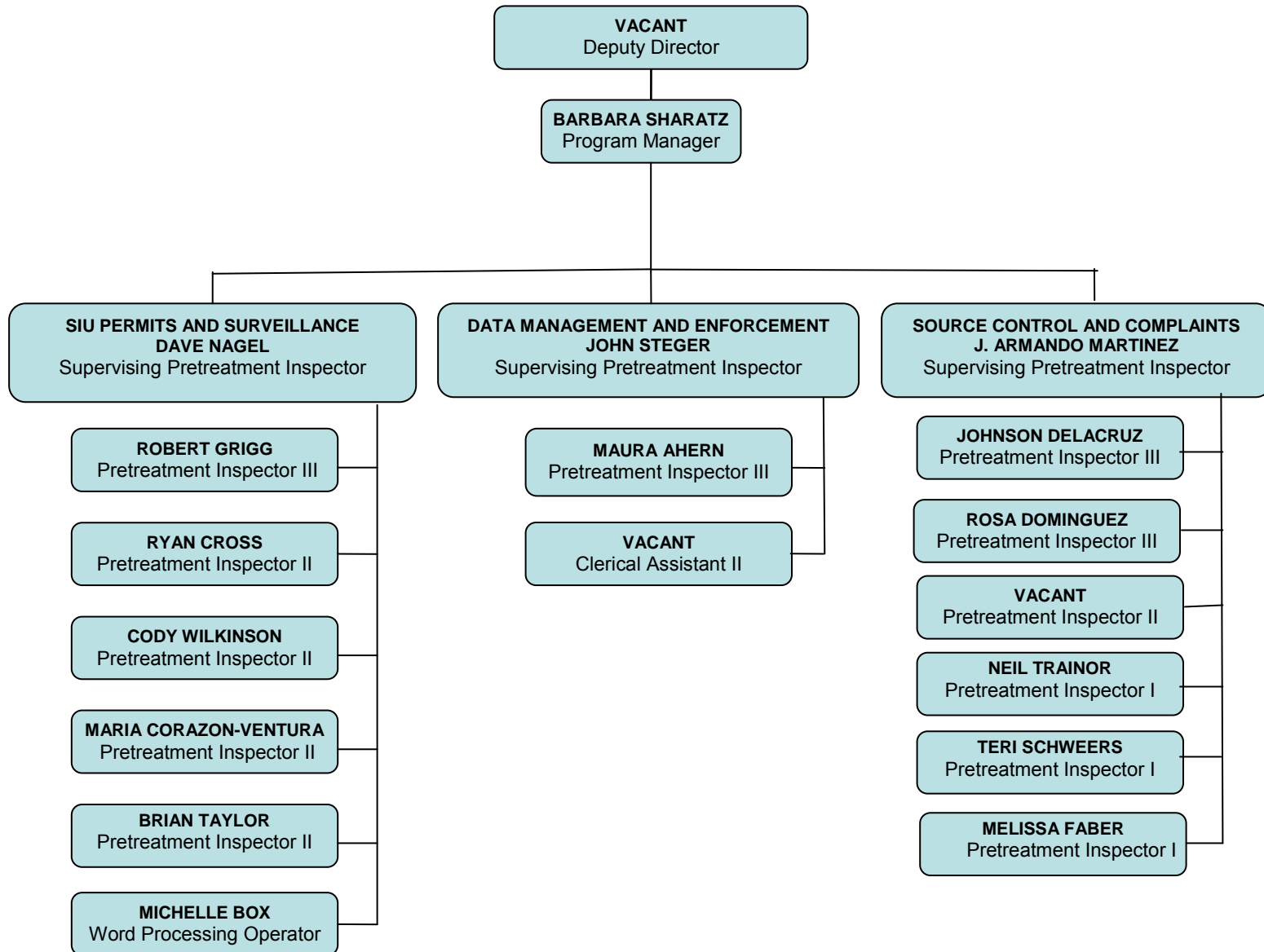
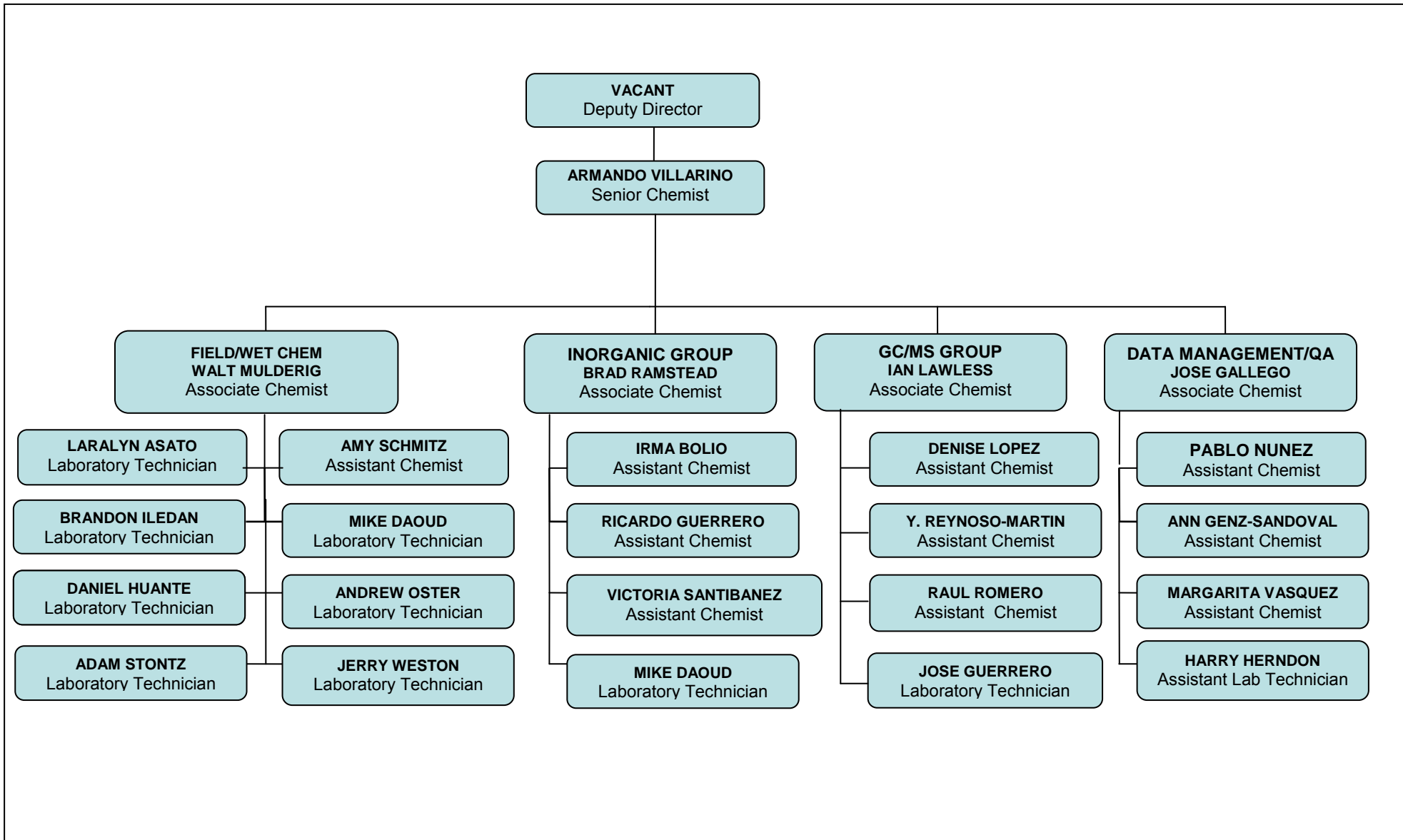


Figure 2.2-2
PUBLIC UTILITIES DEPARTMENT / WASTEWATER BRANCH
ENVIRONMENTAL MONITORING AND TECHNICAL SERVICES DIVISION
INDUSTRIAL WASTE LABORATORY: December 2013



2.3 PERSONNEL AND BUDGET

Metropolitan Industrial Wastewater Control Program budgeted positions and monies for FY2014 are summarized below:

<u>Section</u>	<u># Positions</u>	<u>Budget</u>	
IW Permits and Compliance	18	Personnel	\$2,017,154
		Non-personnel	\$ 104,128
		Capital Outlay	<u>-0-</u>
		Subtotal	\$2,121,282
 IW Laboratory	 25	Personnel	 \$2,312,122
		Non-personnel	\$ 510,457
		Capital Outlay	<u>\$ 177,917</u>
		Subtotal	<u>\$3,000,496</u>
		TOTAL	\$5,121,788

The following regulatory training was received by the inspection staff in CY13.

Date	Class Title	# attendees	# hrs/ person	Total Hours	Total Cost
various	Fall Classic: Includes HazMat Handler and Hazard Communications Refresher , ISO Awareness/ Environmental Impact/ Storm Water BMPs for the POTW; Laboratory Safety; Fire Safety	16	8	128	Internal
02/12/2013	SPLASH QUERY(sewer/water infrastructure)	1	3	3	Internal
02/25/2013	Storm Drain Compliance Inspector training	14	1.5	21	Internal
Total				152	-0-

2.4 PROGRAM NOTES: CHANGES AND DEVELOPMENTS - CY2013

During CY2013, there were no significant changes in operating the pretreatment program from the previous year including, but not limited to, changes concerning the program's administrative structure, local limits, monitoring program or monitoring frequencies, legal authority, enforcement policy, or funding levels. The program initiated a Cost of Service Study to allocate costs and develop a new pricing structure and fee schedule for services; the draft report is scheduled for March 2014.

2.5

HOUSEHOLD HAZARDOUS WASTE PROGRAM

The City of San Diego Environmental Services Department, Public Utilities Department, and Storm Water Department jointly finance a Household Hazardous Waste (HHW) collection program designed to reduce the introduction of pollutants from non-point sources into sewers, storm drains, and municipal landfills. The City’s permanent household hazardous waste collection facility at the Miramar Landfill is open to City of San Diego residents on Saturdays excluding holidays (such as Thanksgiving and Christmas weekends); an appointment and proof of residency is required. The City’s program also sponsors seven to eight auto product recycling events per year, coordinates and advertises commercial locations that accept auto products for recycling, and conducts public outreach activities at schools, businesses, and community groups. Each contributing agency has also implemented a strategy for handling household hazardous wastes originating within its jurisdiction.

Table 2.5-1 HHW SERVICES BY MEMBER AGENCIES (July 1, 2012 – June 30, 2013)		
JURISDICTION	COLLECTION SERVICE	HOTLINE/EDUCATION SERVICE (Yes or No)
Chula Vista	Chula Vista Regional HHW Facility Temporary HHW Collection Events Door-to-Door Collection for Seniors/Disabled Curbside Used Oil and Filter Collection	Yes
Coronado	Coronado HHW Facility Door-to-Door Collection for Seniors/Disabled Curbside Used Oil and Filter Collection	Yes
El Cajon	El Cajon HHW Facility Curbside Used Oil and Filter Collection	Yes
Imperial Beach	Chula Vista Regional HHW Facility Door-to-Door Collection for Seniors/Disabled	Yes
La Mesa	La Mesa HHW Facility Door-to-Door Collection for Seniors/Disabled	Yes
Lemon Grove	La Mesa HHW Facility Door-to-Door Collection for Seniors/Disabled	Yes
National City	Chula Vista Regional HHW Facility Door-to-Door Collection for Seniors/Disabled	Yes
Poway	Poway HHW Facilities Door-to-Door Collection for Seniors/Disabled	Yes
San Diego*	San Diego HHW Facility Auto Product Recycling Events Door-to-Door Collection for Seniors/Disabled	Yes
Santee	El Cajon HHW Facility Curbside Used Oil and Filter Collection	Yes
County of San Diego - Unincorporated Areas**	El Cajon and Ramona HHW Facilities Temporary HHW Collection Events Door-to-Door Collection for Seniors/Disabled	Yes

* **City of San Diego** includes communities such as La Jolla, Mira Mesa, Normal Heights, North Park, Otay Mesa, Pt. Loma, Rancho Bernardo, Rancho Penasquitos, and San Ysidro.

** Unincorporated Areas include communities such as Alpine, Lakeside, Wintergardens, and Spring Valley.

2.6 STORM WATER DIVISION

The City's Transportation & Storm Water Department/Storm Water Division operates and maintains the storm drain system and is responsible for implementing the Jurisdictional Urban Runoff Management Plan (JURMP) to regulate discharges to the storm water conveyance system, and to perform periodic monitoring of urban runoff during dry weather. The storm water code enforcement unit investigates alleged illegal discharges and takes enforcement action against violators of the Storm Water Management and Discharge Control ordinance (SDMC 43.03).

During CY2013 the Industrial Wastewater Control Program assisted the Storm Water Pollution Prevention Program by performing 51 industrial storm water compliance inspections in the City of San Diego, including 16 Storm Water Pollution Prevention Plan reviews, and providing findings to the Storm Water Pollution Prevention Program.

2.7 DESCRIPTION OF PROGRAM TO QUANTIFY, CHARACTERIZE, REGULATE, AND TREAT FLOW FROM LOW-FLOW URBAN RUNOFF DIVERSION SYSTEMS AND 'FIRST FLUSH' INDUSTRIAL STORMWATER DIVERSION SYSTEMS THAT ARE ROUTED TO THE SANITARY SEWER COLLECTION SYSTEM

2.7-1: Municipal Low Flow Storm water Diversion Systems

Waste streams originating in storm drains tributary to City of San Diego low flow diversion structures have been monitored to characterize the pollutant loads and ensure that the City's collection and treatment facilities will not be harmed by the pollutants in the accepted storm water. Some low flow diversion systems are controlled by sensors that automatically shut the diversions off during rain events; others are manually diverted back to storm during rain events to protect the collection system and treatment facilities from hydraulic overloads.

Analytical results have established that the pollutant loadings have not interfered with or passed through the treatment plant; therefore existing plant processes are sufficient to treat the additional loads contributed as a result of the low flow diversions. In addition, operational experience has demonstrated that the automatic and manual controls have effectively prevented any hydraulic impacts on the collection or treatment system.

The City is working with Metro participating agencies to ensure any low flow diversion systems they may install conform to these same standards and provide the same levels of collection system and treatment plant protection.

2.7-2: "First Flush" Industrial Storm water Diversion Systems

In recognition of the fact that there may be situations where runoff from industrial or commercial facilities may not meet Regional Board discharge standards, the City has worked with industrial facilities to provide for capture and discharge to the sewer of first flush storm water runoff where it is clearly demonstrated that the pollutant and/or hydraulic load will not negatively affect the collection or treatment system.

The industry is required to provide information about the tributary area, diversion mechanism, capture and holding facilities, and expected pollutants, and must demonstrate adequate discharge controls prior to receiving authorization for discharge. In general, facilities must capture and hold storm water and may discharge it to sewer no sooner than twenty-four hours after the end of the last rain event. Careful evaluation of analytical data for proposed discharges, determination of available

line capacity, and review of proposed discharge controls ensures that the industrial first flush discharges will not negatively impact the collection system or the treatment facilities.

2.8 PRETREATMENT PROGRAM HISTORY

Industrial wastewater control activities were initiated by the City in the late 1960s and informally continued through the 1970s. Sewerage service contracts with the Metro agencies were adopted in 1960 and later became the basis for participation of the Metro Agencies in the Metropolitan Industrial Wastewater Control Program (IWCP), approved by EPA in 1982.

- 1981 Industrial Survey conducted, building on work of 1970s.
- 1981-2 Consultants develop Program structure and procedures; submit to EPA for approval.
- 1982 Program formally approved by EPA on July 1, 1982.
- 1983 IW Ordinance, permit fees and trucked waste fees approved by City Council.
- 1983-5 # permits 300 in 1983 to 1200+ in 1985. Compliance conferences with IUs.
- 1985 NOVs initiated. Program audit by EPA, SWRCB, and RWQCB results in findings of excellent data management, knowledgeable staff, and good procedures for permitting, inspecting, and sampling; need for stronger legal authority in Municipal Code and with contract agencies.
- 1986 First Annual Pretreatment Report.
- 1987 First Pretreatment Compliance Inspection (PCI) by SWRCB. First Enforcement Response Plan developed. Interjurisdictional Agreements (IJAs) with Metro Agencies initiated.
- 1988 PCI by RWQCB results in no required Program actions.
- 1989 Estimated capital investment in pretreatment equipment by industries in the San Diego service region exceeds \$20 million.
- 1990-1 Consent Decree, EPA trial in federal court for secondary treatment, and Administrative Order.
- 1991-2 Program audit by EPA, SWRCB, and RWQCB in March 1991 followed by a Pretreatment Program Evaluation (PPE) from May 1991 through August 1992.
- 1992 Technical fact sheets initiated, sampling frequencies modified to comply with PPE recommendations.
- 1993 Administrative Order issued to Program incorporating Consent Decree and PPE recommendations. All AO requirements completed by due dates, including fact sheets completed, SIU permits reissued, and Enforcement Response Plan submitted.
- 1994 Waiver application initiated by City.
- 1995 Waiver granted, new NPDES Permit issued; PCI by SWRCB establishes no requirements; new Pretreatment Information Management System (PIMS) implemented; Administrative Civil Penalty policy implemented.

- 1996 Urban Area Pretreatment Program requirements satisfied; local limits development study and innovative non-CIU contributory flow industrial pollutant loadings allocation strategy results in proposed modification of local limits; PCI by SWRCB establishes no requirements.
- 1997 Public participation meetings held by both City and RWQCB prior to adoption of Urban Area Pretreatment Program and new local limits; SIU permits modified to include new local limits.
- 1998 Tijuana Industrial Wastewater Control Training Project conducted with 30 trainees completing course in pretreatment facility inspections, laboratory procedures, and field work; City participates in national Silver Council / AMSA study; first Annual Local Limits re-evaluation confirms 1996 limits remain valid; graphs of heavy metals discharged by industry revised to include only SIU discharges; targeted commercial sectors issued BMP discharge authorizations.
- 1999 Tijuana Project continues with wastewater characterization study and laboratory personnel training; ordinance provisions relating to General and Specific Prohibitions and civil penalties strengthened; Program assumes implementation of regulations in 4 County Sanitation Districts; Annual Report graph of heavy metals (Cd, Cr, Cu, Pb, Ni, Zn) discharged by SIUs revised to include only SIU regulated discharges and local pollutants discharged at greater than background levels.
- 2000 RWQCB report from December 1999 audit requires SDMC revisions to detail specific authorities and increase maximum criminal penalties to \$25,000 / day per violation; revision adopted by City Council in November 2000. Permit document generation and program billing automated. IWL fully implements ICP-MS for all metals analyses.
- 2001 IWL personnel assist with translation of Ken Kerry Pretreatment Program training manual and videos into Spanish; Pt Loma Waiver Renewal Permit Application submitted
- 2002 Regional Board and EPA issue waiver permit for the Point Loma Treatment Plant. South Bay Water Reclamation Plant comes on-line. Program provides inspector training in Tecate, Mexico and performs Storm Water compliance inspections at SIUs to assist the Storm Water Pollution Prevention Program. IW Laboratory continues to provide sampling training and services in Tijuana, Tecate, Mexicali, and Ensenada, Mexico.
- 2003 New group created to administer Source Control mechanisms and respond to complaints. Increased focus on surveillance monitoring. Non-routine enforcement responsibilities shifted to SIU Permit and Source Control groups.
- 2004 Program continues to perform Storm Water P³ assistance, and to participate in cooperative program of technical assistance with the State of California and Mexico
- 2005 Program initiates classification of 'Large User' account billing rates under the 10/01/04 new rate structure.
- 2006 Program initiates regulation of remediation sites with free product or discharging > 14,000 gpd and construction dewatering sites discharging > 25,000 gpd as SIUs.
- 2007 Program and Industrial Waste Laboratory participate in Business Process Re-engineering effort to develop Most Efficient Organization resulting in loss of 2 Inspector II positions, 1

Assistant Chemist position, and 1 Assistant Laboratory Technician position. Initiated regulation of groundwater remediation projects >14,400 gpd or with free product, and construction dewatering with flow >25,000 gpd as SIUs.

- 2008 Program performs study to identify sources of TDS to reclamation plants and adds program TDS monitoring to new permits tributary to reclamation facilities; initiates rainwater diversion testing and certification requirements in permits; allocates 0.7 Inspector III position to sewer surcharge evaluation reviews and approvals.
- 2009 Program quantifies self-regenerating water softener TDS contributions from regulated industries
- 2010 Program reviewed Interjurisdictional Pretreatment Agreements and Ordinances for all Participating Agencies to identify deficiencies
- 2011 Program surveyed dental facilities to evaluate compliance with voluntary ADA BMPs; program automated billing for imported flows and hauled waste surcharges
- 2012 Program developed proposed changes to Municipal Code and Interjurisdictional Pretreatment Agreements
- 2013 Independent audit of program permit administration, billing, and laboratory operations.

CHAPTER 3 - DISCHARGE PERMITS

3.1 INTRODUCTION

The Metropolitan Industrial Wastewater Control Program (IWCP) implements an industrial wastewater discharge permit system for the City of San Diego and 11 other Participating Agencies whose sewage is treated by the Point Loma Wastewater Treatment Plant (PLWTP). The Program regulates pollutant discharges into the Metropolitan Sewerage System from industrial facilities by issuing permits that establish enforceable pollutant limits and authorize civil and criminal penalties for discharge violations. They also establish sampling, reporting, record keeping, and notification requirements. Permits are issued for a maximum of five years and are non-transferable.

3.2 PERMIT AUTHORITY

On June 6, 1983, the San Diego City Council adopted Ordinance Sections 64.01 through 64.05 of Chapter VI, Article 4 of the San Diego Municipal Code pertaining to industrial waste discharges, permits, and regulations. Section 64.07, establishing specific pretreatment regulations for wastes discharged from commercial food establishments, was added on July 11, 1988. Revisions adopted in 1988, 1989, 1993, and 2000 strengthened pretreatment provisions and authorized increased penalties. The current Chapter 6, Article 4 of the Municipal Code is available on the Internet at <http://clerkdoc.sannet.gov/Website/mc/MunicodeChapter06>.

The Industrial Wastewater Control Program implements the pretreatment program in all agencies served by the Metropolitan Sewerage System (Metro System) in accordance with contractual service agreements and Interjurisdictional Pretreatment Agreements signed by the City of San Diego and each of the participating agencies. These agreements establish the Program's authority to implement and enforce pretreatment regulations in contributing agencies and require the agencies to adopt equivalent ordinances, penalties, and procedures for regulation of industrial users.

3.3 PERMIT CLASSIFICATIONS

Permit classifications include Industrial Class 1, Class 2, and Class 3; Trucked Waste permits; and Groundwater Discharge Permits. Class 4 and 5 are used for facilities that do not require permits.

Class 1 Permits: Class 1 dischargers are defined as those users with processes subject to Federal Categorical Pretreatment Standards. These users require source control, pretreatment, or both.

Class 2 Permits: Class 2 permits are issued to targeted industrial sectors, which have some toxic constituents in their discharge but are not subject to federal categorical Pretreatment Standards. Class 2 permits may include numeric limits, as at industrial laundries and membrane manufacturers discharging >25,000 gpd, or Best Management Practice requirements (BMPs), as at laboratories, radiator shops, and hospitals. Groundwater remediation projects receive Class 2 permits.

Class 3 Permits: Class 3 permits are issued to targeted industrial sectors to regulate conventional pollutants. Class 3 facilities may include numeric limits, as at commercial laundries discharging > 25,000 gpd, or Best Management Practice requirements (BMPs), as at auto repair facilities and boat- and shipyards. Construction dewatering projects receive Class 3 permits.

Class 4 (No Permit required): Class 4 facilities include industries with sanitary flow only and Class 2 and 3 facilities with flows below permitting thresholds (25 gpd and 2500 gpd respectively); these Class 4 facilities are re-evaluated every five years.

Class 4C (No permit required): Facilities with processes subject to federal categorical pretreatment standards that generate process wastewater and have elected to go zero discharge to sewer are issued Class 4C 'No Permit Required' letters. These facilities are inspected annually, at which time they must also sign a Certification of Zero Discharge of Federally Regulated Waste Streams as a condition of retaining their Class 4C status.

Class 4Z (No permit required): Facilities with processes subject to federal categorical pretreatment standards that generate no process wastewater are issued Class 4Z letters. These facilities are inspected once every 2 years at which time they must also sign a Certification of Zero Regulated Waste Water generated as a condition of retaining their Class 4Z status.

Class 5 (No Permit required): Class 5 facilities include industries with sanitary flow only and minimal potential to ever generate industrial wastewater.

Trucked Waste Hauler Permits: Permits are issued to trucked waste haulers authorizing the disposal of wastes into the Metro System at designated dumpsites. Two types of waste hauler permits are issued:

Domestic: For hauling of domestic septic tank/cesspool, holding tank and portable toilet wastes. These permits are issued for one year.

Industrial: For hauling of industrial wastes under generator-specific permits.

Trucked Waste Generator Permits: Generators that propose to have wastes hauled to the City sewer dumpsite must obtain a Trucked Waste Generator Permit. These permits specify a source, such as bilge water from a particular Navy ship, and are issued for the duration of the specified job. The generator must collect a representative sample of the proposed discharge, analyze for pollutants known or expected to be present, and submit the results with the permit application. Sampling and reporting are required monthly thereafter for the duration of the job.

Temporary Groundwater Discharge Permits: These permits are issued for flows resulting from construction dewatering and groundwater remediation projects, where no alternative disposal method is reasonably available. These permits are issued for a maximum of two years, after which time the generator must discharge under an NPDES permit or cease discharge. In 2006, the program began regulating groundwater remediation discharges >14,000 gpd or having free product; and construction dewatering discharges > 25,000 gpd as SIUs.

Class 2F and 4D Best Management Practice (BMP) Discharge Authorizations: These authorizations consist of a statement of BMP requirements followed by a certification of compliance for management and discharge of silver-rich solutions (2F) or dry cleaning solvents (4D). When signed by the commercial discharger, the certification authorizes discharges in compliance with BMP requirements for a period of up to five years. Random inspections are performed after receipt of the certification to ensure compliance. Additionally, re-certification is required every six months. Implementation of the BMP Certification and Discharge Authorization programs in 1998, in lieu of the previously applied numeric limits, enabled the program to extend coverage of BMP requirements with no increase in inspection staff and a reduction in laboratory sampling and analysis costs formerly associated with the targeted sectors.

Batch Discharge Authorizations: Batch Discharge Authorizations for one-time, or short-term non-routine discharges not otherwise covered by a current permit, are issued subject to review of analytical data from a sample of the proposed discharge and compliance with all applicable

requirements and standards.

3.4 SIGNIFICANT INDUSTRIAL USERS (SIUs)

The Program defines a Significant Industrial User (SIU) in accordance with Federal regulations, as an Industrial User that:

1. Is subject to Federal Categorical Pretreatment Standards under 40 CFR 403.6 and 40 CFR chapter I, subchapter N; and
2. Any other industrial user that:
 - (a) Discharges an average of 25,000 gallons per day or more of process wastewater to the POTW (excluding sanitary, non-contact cooling and boiler blow down wastewater); or,
 - (b) Contributes a process wastestream which makes up 5 percent or more of the average dry weather hydraulic or organic capacity of the POTW treatment plant; or,
 - (c) Is designated as such by the Control Authority on the basis that the industrial user has a reasonable potential for adversely affecting the POTW's operation or for violating any pretreatment standard or requirement. For metals, program policy defines "reasonable potential" as a facility having the potential to discharge 5% or more of the allowable industrial headworks loading in a single non-routine discharge. For groundwater remediation sites, the presence of free product or discharges >14, 000 gpd have "reasonable potential" and are regulated as SIUs. For construction dewatering sites, discharges > 25,000 gpd are regulated as SIUs.

The Program may in future determine that an Industrial User subject to categorical Pretreatment Standards under 40 CFR 403.6 and 40 CFR Chapter I, Subchapter N is a Non-Significant Categorical Industrial User rather than a Significant Industrial User in accordance with requirements and conditions established at 40 CFR 403.3(v)(2). The program has not adopted or implemented this provision of the streamlining regulations at this time.

All Class 1 permittees are SIUs. Class 2 and Class 3 permittees having flows > 25,000 gpd are also SIUs (flow SIUs). As of December 31, 2013, the Program included 75 SIUs of which 41 were Class 1 permittees subject to federal categorical pretreatment standards (CIUs), 12 were Class 2 flow SIUs, 12 were Class 2 slug potential SIUs (groundwater remediation projects with free product), and 10 were Class 3 flow SIUs, including 3 construction dewatering permits.

3.5 IDENTIFICATION OF INDUSTRIAL USERS

The City of San Diego utilizes the following methods to maintain a complete and current Industrial User Inventory, and to identify new sources or SIUs:

1. Industrial User application requests.
2. Referrals from the following sources:
 - County Department of Health Services Hazardous Materials Management Unit
 - The City of San Diego Development Services Mechanical Plan Check Section
 - Public Works Departments of Participating Agencies' Permit Assistance Centers
 - The City of San Diego Economic Development Department
3. Drive-by surveys
4. Annual review of area Yellow Page telephone directories, both hardcopy and internet. The new listings are compared with the previous directory and current IU inventory to check for new, relocated, and closed businesses.

5 Questioning of industry contacts about their competitors in the area.

3.6 SIU PERMIT REQUIREMENTS

The Program's SIU permits identify pollutants of concern; list prohibited discharges; specify applicable federal or local limits, standards, and requirements; require access for sampling and inspections; describe sources and volume of the authorized industrial discharge; and specify self-monitoring and reporting requirements. Permits may also establish additional requirements and compliance schedules.

The San Diego Municipal Code authorizes the Program Manager to establish local limits (see Table 3.6-1) and apply those limits in user permits. Local limits were developed to apply only to SIU facilities: they are applied such that each SIU gets the full federal allowance for applicable federally regulated pollutants and the local limit for each locally regulated pollutant that is not federally regulated and that is discharged by the facility at a concentration higher than background levels. SIU sampling and facility inspection frequencies meet or exceed the required minimum standards set by regulations and EPA Guidance.

SIU permits incorporate detailed fact sheets and, when determined necessary, require formal Slug Discharge Control Plans.

Table 3.6-1 LOCAL CONTRIBUTORY FLOW DISCHARGE LIMITS APPLICABLE TO SIUs			
Constituent	Limit	Constituent	Limit
pH	5.0 - 12.5	Cadmium	1.0 mg/L
Flash Point	>140 Deg F	Chromium	5.0 mg/L
Plant and Animal-based Grease and Oil	500 mg/L	Copper	11.0 mg/L
Dissolved Sulfides	1.0 mg/L	Lead	5.0 mg/L
Temperature	150° C	Nickel	13.0 mg/L
Cyanide, Total	1.9 mg/L	Zinc	24.0 mg/L

Note: Local limits apply to SIU discharges where the parameter is not subject to a federal CIU pretreatment standard and sampling has demonstrated that the facility discharges the pollutant at > background concentration levels.

3.7 PROGRAM ACTIVE PERMITS

As of December 31, 2013, the IWCP was administering 351 active Class 1, 2, and 3 permits, including 41 CIU permits, 34 Flow or Pollutant of Concern SIU permits, and 39 Groundwater Discharge Permits; 112 Trucked Waste permits, and; 855 Pollution Prevention Best Management Practice Discharge Authorizations, as summarized in Table 3.7-1. There were 36 Class 4C zero discharge facilities that generate wastewater from federally regulated processes and are inspected annually and 2 Class 4Z facilities with federally regulated operations that generate no wastewater and are inspected every two years. An additional 2188 active IUs are classified as Class 4, and are re-evaluated periodically to ensure continuing Class 4 status; 185 Class 5 facilities have been found to have no potential to discharge process wastewater.

**Table 3.7-1
ACTIVE PERMITS METROWIDE AT YEAR END
1990 – 2013**

Year	Class 1	Class 2	Class 3	Trucked Waste	¹ G/W	² BMP	⁵ Total Permits	³ CIU Class 4	⁴ Other Class 4/5
1990	105	799	524	43	19		1,490		
1991	123	900	427	42	13		1,505		
1992	108	904	342	40	21		1,415		
1993	96	925	254	38	23		1,336		
1994	79	883	194	35	24		1,215		
1995	76	568	108	22	24		798		
1996	76	527	69	59	13		744		
1997	75	469	62	75	4		685		
1998	72	593	53	64	6		788		
1999	73	406	39	85	15	1192	1710	36	1488
2000	70	369	30	79	15	1215	1763	38	1599
2001	73	411	37	71	14	1287	1879	41	1668
2002	66	410	35	75	17	1280	1678	38	1570
2003	58	378	30	82	26	1175	1723	35	1527
2004	60	368	35	85	19	1144	1692	39	1572
2005	51	352	43	83	34	1142	1671	36	1858
2006	50	340	35	98	30	1123	1646	38	1896
2007	49	324	37	107	34	1077	1594	37	1962
2008	48	299	37	113	33	1022	1519	37	2088
2009	42	297	44	118	33	835	1336	33	2160
2010	44	292	46	119	48	922	1423	35	2251
2011	43	285	46	114	40	890	1378	34	2324
2012	42	274	45	120	43	868	1349	35	2378
2013	41	266	44	112	42	855	1318	38	2373

¹ Groundwater Discharge Permits are either Class 2 (Remediation) or Class 3 (Construction Dewatering) Permits. They may also be Flow or Pollutant of Concern SIUs

² Best Management Practice Discharge Authorizations

³ Facilities with categorical processes but no discharge to sewer; inspected annually if generate waste stream, once every 2 years if no process wastewater.

⁴ Active facilities that are dry or have industrial flows < permitting thresholds; no permit is required.

⁵ Includes trucked waste permits

The program continues to issue temporary Batch Discharge Authorizations in lieu of full permits wherever appropriate; the program processed 49 of these authorizations in 2013.

3.8 PROGRAM SIU PERMITS

Table 3.8-1 lists the number of active categorical (CIU) and non-categorical significant industrial user (SIU) permits as of December 31 for each year during the period of 1990 through 2013. The decline in the number of CIUs from 1990 to 1994 is attributed to a slow-down in defense sector manufacturing in

the San Diego area. Decreases from 1995 - 2013 were due to either closure, relocation of manufacturing operations, or installation of technology that recycled or reclaimed all wastewater, thereby resulting in zero discharge of process water by former SIUs.

In 2007, the program established criteria for regulating groundwater remediation facilities and construction dewatering operations as SIUs due to one or more of the following concerns: toxicity, fire/explosion hazard, or hydraulic capacity in the collection system. The increase in the program's SIU inventory since 2007 is due to inclusion of these facilities.

Table 3.8-1 SIGNIFICANT INDUSTRIAL USERS PERMITTED METROWIDE 1990 – 2013			
Year	Categorical Significant Industrial Users (CIUs)	Non-Categorical Significant Industrial Users (SIUs)	Total SIUs
1990	105	23	128
1991	123	22	145
1992	108	22	130
1993	96	22	118
1994	79	23	102
1995	76	22	98
1996	76	20	96
1997	75	18	93
1998	72	16	88
1999	73	15	88
2000	70	16	86
2001	73	18	91
2002	66	20	86
2003	59	19	78
2004	60	21	81
2005	51	19	70
2006	50	20	70
2007	49	25	74
2008	48	24	72
2009	42	33	75
2010	44	38	82
2011	43	37	80
2012	42	35	77
2013	41	34	75

3.9

CHANGES IN POINT LOMA SIU INVENTORY – CY2013

Table 3.9-1: Changes in SIU Inventory – 2013						Note: UT; = Extracted Groundwater Permit
Facility	Name	Class	Permit	Date	Comments	
FACILITIES THAT BECAME SIUs IN 2013						See report beginning next page
SIU FACILITIES INACTIVATED IN 2013						See report beginning next page
SIU FACILITIES THAT REPORTED A NAME CHANGE IN 2013						NONE
FORMER SIU FACILITIES THAT BECAME NON-SIUs IN 2013						
Facility	Name	Class	Permit	Date	Comments	
02-0485	Quantum Design Inc	1	03-A	25-Sep-13	Moved some operations; WW hauled from others	
19-0313	UT; Thrifty Oil Co #110	2	03-A	25-Nov-13	Free product recovery completed.	

3.10 BASELINE MONITORING REPORTS REQUESTED OR RECEIVED IN CY2013

Facility Name	Facility #	BMR Requested	BMR Received
Miramar Metal Processing of San Diego	03-1086		12-Aug-2013

Facilities Discharging to Treatment Plant 1 that became SIUs between 01-Jan-13 and 31-Dec-13

Report run on: February 22, 2014 1:25 PM

Class	Facility Name	SIU	Permit	Issue Dt	Comments
1	02-1136 Vanguard Space Technologies Inc	Y	01-A	15-NOV-13	New CIU. Metal Finisher PSNS. 90 day compliance report required. Quarterly monitoring at Conn 110. Infrequent batch discharge (Att N). Zero discharge cert for chemfilm at Conn 120. Att C requirements to install flow meter & establish Batch Discharge Log.
2	02-1098 UT; TRS Group Inc	Y	01-A	11-MAR-13	GW remdn renewal pmt. 72,000 gpd (vinyl chloride, PCE, TCE). 1 yr Cat 2 SIU permit w/ M - SM and IWLab mon. Min/max disch flow rates are 8/50 gpm respec, based on meter specs and authrzd flow. In-situ thermal treatment with electrode resistance heating.
	08-0586 UT; Austin/Sundt	Y	01-A	17-MAY-13	Short duration const dewat project. 144,000 gpd. POCs are PCBs, metals, benz, gasoline, diesel. Max flow rate is 100 gpm (set by Flow Modeling Group). Min rate is 5 gpm (set by meter specs). Valve is used to control disch flow rate. M self and IW Lab mon.
	08-0589 UT; PK Mechanical Systems Inc	Y	01-A	11-DEC-13	Class 2 (SIU). Short duration const dewat project. 288,000 gpd. POCs are PCBs. Max flow rate is 200 gpm (set by Flow Modeling Group dry weather only). Min rate is 5 gpm (set by meter specs). Valve is used to control disch flow rate. M self and IW Lab mon.
	11-0559 UT; SCS Engineers Inc	Y	01-A	13-MAY-13	Class 2 SIU (FP). Soil remedn. for Stoddard Solv. Min/max rates 5/10 gpm. M SM min/max flow rates, initial/end mtr reads, imp flow, COD, TSS, TPH, benzene, and Flash. Q IW Lab mon for same parms & SA TDS, conduct, and chlorides.
	11-0561 UT; Fordyce Construction	Y	01-A	01-MAY-13	Class 2 SIU (Flow). 1-yr pmt for short duration. Const. dwng. Soil has trace Gas. Min/max flow rates 5/100 gpm. M SM min/max flow rates, initial/end mtr reads, imp flow, COD, TSS, benzene, and BTEX. IW Lab mon for same parms & TDS, conduct, and chlorides.
	11-0563 San Diego Bay Enviro Restoration Fund South Trust	Y	01-A	17-SEP-13	Bay dredging project with pollution potential. Class 2 flow SIU. Flow rate limit 250 gpm. Monthly self-monitoring for flow, PCBs, COD, TSS; quarterly for As, Hg, Cu, Pb, Ni, Zn. Quarterly IWL monitoring.
	11-0566 UT; West Tech	Y	01-A	24-DEC-13	Project has history of free product on the site and free product is in the immediate area.
	21-0329 UT; Wing Avenue Flood Control Improvement Project	Y	01-A	13-SEP-13	Construction dewatering SIU. Short term duration. Since there is potential for groundwater to be impacted by surrounding area pollution (gasoline), pretreatment for organics is provided.
3	04-0489 UT; HPS Mechanical Inc	Y	01-A	20-DEC-13	High flow SIU construction dewatering project. Short term (5-6 month), with settling for solids, no known pollutants in area.
	05-1221 UT; ARB Inc	Y	01-A	19-APR-13	Const dew project. 1-year permit flow SIU

Facilities Discharging to Treatment Plant 1 that became SIUs between 01-Jan-13 and 31-Dec-13

Report run on: February 22, 2014 1:25 PM

Class	Facility Name	SIU	Permit	Issue Dt	Comments
3	05-1221 UT; ARB Inc	Y	01-A		(345,600 gpd). No POC known/suspected. Sedimentation and filtration provided, and meter is in place. Min/max flow rates: 50/300 gpm. Monthly Reporting/Self monitoring and IWL monitoring. MH cover protection by IU.
	08-0583 UT; Halbert Construction Company Inc	Y	01-A	13-FEB-13	08-0583: Class 3 (SIU): Const. dewatering project with >25,000 gpd flow. No pollutants of concern, filtration provided. Approved by City of Coronado. Max/min flow rates: 250 and 1.7 gpm, established by Coronado and meter respectively. Short term duration.
	08-0585 UT; Hydroquip Pump & Dewatering Corp	Y	01-A	17-APR-13	Class 3 (SIU). Short duration const dewatering project. 216,000 gpd. No POC; with solids removal. Max flow rate is 150 gpm (set by Flow Modeling Group). Min rate is 50 gpm (set by meter specs). Valve is used to control discharge flow rate. M self and IW Lab mon.

Count **13**

SIU Permits Inactivated between 01-Jan-2013 and 30-Dec-2013

Tuesday, February 18, 2014 6:19 pm

Page 1

<i>Facility</i>	<i>Name</i>	<i>Permit</i>	<i>AR no</i>	<i>Class</i>	<i>SIU</i>	<i>Pmt Inact Date</i>	<i>By</i>	<i>Reason</i>
02-1096	UT; Orion Construction	01-A	8613	3	Y	14-Mar-2013	DRN	Project completed.
02-1119	UT; Caltrans 11-2t0404 Project ID 1100000446	01-A	9755	3	Y	30-Sep-2013	JAM	Construction dewatering complete. Permit no longer needed.
04-0485	UT; Ortiz Corporation	01-B	9539	3	Y	30-Oct-2013	JAM	Project complete, permit no longer needed.
05-1221	UT; ARB Inc	01-A	7512	3	Y	19-Sep-2013	JAM	Project complete, equipment/connection removed. Permit no longer needed.
07-0182	UT; LH Woods & Sons Inc	01-A	9775	3	Y	06-Feb-2013	JAM	Construction dewatering project complete.
07-0183	UT; TC Construction	01-A	7572	3	Y	26-Mar-2013	BLS	
07-0183	UT; TC Construction	01-B	7572	3	Y	11-Jul-2013	JAM	Project complete.
08-0583	UT; Halbert Construction Company Inc	01-A	9895	3	Y	12-Jun-2013	JAM	Permit no longer needed.
08-0585	UT; Hydroquip Pump & Dewatering Corp	01-A	9917	3	Y	27-Jun-2013	JAM	Project complete, discharge permit is no longer required.
08-0586	UT; Austin/Sundt	01-A	9922	2	Y	28-Aug-2013	JAM	Project complete, permit no longer needed.
09-0956	UT; Fogerty v Exxon Trust - East	01-A	9316	2	Y	28-Oct-2013	JAM	Permit currently not needed. May re-apply in the future.
09-0957	UT; Fogerty v Exxon Trust - West	01-A		2	Y	28-Oct-2013	JAM	Permit currently not needed. May re-apply in the future.
09-0966	UT; USS Cal Builders	02-A	9677	2	Y	29-Apr-2013	JAM	Dewatering operations concluded.
10-0563	UT; URS Corporation	01-A	7830	3	Y	07-May-2013	BLS	
10-0563	UT; URS Corporation	01-B	9916	3	Y	18-Jun-2013	JAM	Project complete, permit no longer needed.
11-0334	KC Graphix	06-A	720	1	Y	29-Apr-2013	DRN	Moved to National City (19-0375)
11-0554	UT; Burtech Pipeline Inc	02-A	7699	2	Y	13-Feb-2013	JAM	Project complete, permit no longer required.
11-0561	UT; Fordyce Construction	01-A	9920	2	Y	27-Jun-2013	JAM	Project complete, discharge permit is no longer required.
13-0466	UT; Ami Adini & Associates Inc	02-A	9002	2	Y	14-Oct-2013	JAM	Applicant will reapply should they need to discharge again.
13-0466	UT; Ami Adini & Associates Inc	02-B	9002	2	Y	14-Oct-2013	JAM	Applicant will reapply should they need to discharge again.
13-0466	UT; Ami Adini & Associates Inc	03-A	9002	2	Y	14-Oct-2013	JAM	Applicant will reapply should they need to discharge again.
17-0013	UT; Thrifty Oil Company # 416	02-A	8051	2	Y	30-Sep-2013	JAM	No more discharge planned from this site. Permit no longer needed.
17-0013	UT; Thrifty Oil Company # 416	03-A	8051	2	Y	30-Sep-2013	JAM	No more discharge planned from this site.

SIU Permits Inactivated between 01-Jan-2013 and 30-Dec-2013

Tuesday, February 18, 2014 6:19 pm

Page 2

<i>Facility</i>	<i>Name</i>	<i>Permit</i>	<i>AR no</i>	<i>Class</i>	<i>SIU</i>	<i>Pmt Inact Date</i>	<i>By</i>	<i>Reason</i>
17-0013	UT; Thrifty Oil Company # 416	03-A						Permit no longer needed.
22-0039	CRH California Water Inc dba Culligan San Diego	06-A		3	Y	24-Dec-2013	DRN	Moved operations to 09-0975.

Facility count: 24

3.11 DISTRIBUTION OF PERMITS AND INDUSTRIAL FLOW

Table 3.11-1 DISTRIBUTION OF PERMITS AND INDUSTRIAL WASTE FLOW BY AREA
 Metropolitan Industrial Wastewater Control Program – 2013
 The geographical areas are described in Table 3.11-2

Area	Class 1	IW (GPD)	Class 2	IW (GPD)	Class 3	IW (GPD)	BMP	Total Permits	Total GPD	Class 4C	Class 4
01	0	0	0	0	0	0	0	0	0	0	4
02	7	10,567	53	714,069	1	276	34	95	724,912	3	121
03	5	3,248	25	30,262	4	24,558	68	102	58,068	6	250
04	0	0	7	11,609	3	1,032,560	63	73	1,044,169	0	98
05	3	7,011	23	75,051	4	12,151	120	150	94,213	1	235
06	3	44,425	13	6,949	3	13,250	31	50	64,624	2	100
07	0	0	5	28,871	1	2,577	25	31	31,448	0	24
08	1	34,167	16	470,118	4	13,572	39	60	517,857	3	95
09	0	0	9	45,474	1	45,908	85	95	91,382	0	234
10	0	0	10	13,343	1	4,031	56	67	17,374	0	137
11	3	15,963	26	1,142,445	8	476,541	10	47	1,634,949	2	107
12	3	391	4	11,414	6	250,632	18	31	262,437	4	69
13	2	22,343	12	14,847	3	8,303	72	89	45,493	0	193
14	0	0	1	345	1	29,187	13	15	29,532	0	12
15	0	0	0	0	0	0	5	5	0	0	13
16	5	34,431	19	53,415	0	0	69	93	87,846	6	174
17	0	0	0	0	0	0	5	5	0	0	8
18	0	0	4	6,395	0	0	47	51	6,395	0	68
19	0	0	11	35,633	1	3,986	34	46	39,619	3	120
20	4	40,415	7	17,208	2	41	22	35	57,664	3	80
21	2	88	8	36,225	0	0	19	29	36,313	1	109
22	0	0	4	3,919	0	0	8	12	3,919	0	25
32	0	0	0	0	0	0	3	3	0	0	13
33	1	37	5	2,807	0	0	3	9	2,844	0	22
34	1	350	3	6,686	1	0	6	11	7,036	2	42
35	0	0	1	49	0	0	0	1	49	0	19
36	1	43,322	0	0	0	0	0	1	43,322	0	2
Total	41	256,758	266	2,727,134	44	1,917,573	855	1,206	4,901,465	36	2,374

Note: Total does not include trucked waste permits

**Table 3.11-2
DISCHARGE AREA / AGENCY BY AREA NUMBER**

Area	Description	Area	Description
01	¹ SD: Rancho Bernardo	14	City of Coronado
02	SD: Sorrento Valley & Torrey Pines	15	City of Del Mar
03	SD: Miramar, Mira Mesa, Scripps Ranch	16	City of El Cajon
04	SD: Mission Bay, Pacific Beach, La Jolla	17	City of Imperial Beach
05	SD: Clairemont Mesa	18	City of La Mesa
06	SD: Kearny Mesa	19	City of National City
07	SD: Mission Gorge	20	City of Poway
08	SD: Point Loma, Lindbergh Field	21	Santee/Padre Dam Municipal Water District
09	SD: North Downtown	22	City of Lemon Grove
10	SD: East San Diego	32	² SDCSD: Alpine Service Area
11	SD: South Downtown	33	SDCSD: Lakeside Service Area
12	SD: San Ysidro, Otay Mesa	34	SDCSD: Spring Valley Service Area
13	City of Chula Vista	35	SDCSD: Winter Gardens Service Area
		36	SDCSD: East Otay Mesa Service Area District

¹ All flows from the Rancho Bernardo area of San Diego are treated by the Hale Avenue Treatment Plant, owned and operated by the City of Escondido. The remaining areas are tributary to the City's Point Loma Wastewater Treatment Plant. Areas 12, 13, and 36 contribute wastewater flows to both the Point Loma Wastewater Treatment Plant and the South Bay Water Reclamation Plant. Permitted flows in areas 8 and 9 include significant volumes of construction dewatering and groundwater remediation discharges.

² Effective July 1, 2011, the five tributary County Sewer Districts designated areas 32 through 36 were consolidated to form the San Diego County Sanitation District (SDCSD). Former separate sewer districts are now managed by the county as service areas. For purposes of work distribution, tracking, and billing, the County asked that the program retain tracking of the 5 service areas separately, therefore the area designations of 32 – 36 have been retained.

3.12 PROGRAM INSPECTION AND MONITORING REQUIREMENTS

When an application for a new permit is received, a site inspection of the discharger's facility and operations is conducted to identify and characterize wastewater flows and pollutants; obtain process information; determine applicable federal pretreatment standards, if any; locate discharge points where limits apply and compliance will be determined; and communicate permit requirements, such as Standard Conditions, General and Specific Prohibitions, and site-specific sampling, analysis, and reporting requirements.

SIU permits: After a permit is issued, the Industrial Waste Laboratory sampling crews make periodic unannounced site visits to collect samples of the permittee's discharge over a 24-hour period, using automatic samplers; grab samples are collected to determine compliance with discharge standards for grease and oil, total toxic organics, cyanide, and pH. Samples are collected, preserved, and analyzed in accordance with requirements set forth at 40 CFR Part 136. Analytical results are used to determine compliance status, identify operational and housekeeping problems, and evaluate effectiveness of pretreatment equipment. Annual inspections are performed at all SIU facilities to evaluate on-going process and pretreatment operations and maintenance, identify operational changes requiring a permit amendment, evaluate the need for a slug control plan, and maintain the industry's awareness of Permit requirements. SIUs also have self-monitoring (sampling and analysis) and reporting requirements as conditions of their permits.

Non-SIU permits: Permits include local limits or best management practices and semi-annual certification requirements. Sampling and analysis is performed to determine compliance with limits.

3.13 IW LABORATORY

In addition to industry monitoring, the city’s Industrial Waste Laboratory continues to:

- Conduct quarterly collection system sampling and analysis to provide data for the reevaluation of the Local Limits
- Conduct quarterly sampling and analysis of wastewater from the metropolitan participating agencies to determine their respective sewage-strength contributions for billing purposes
- Conduct monitoring of trucked liquid waste discharges 72 hours/week at Pump Station 1

In 2013, the Industrial Waste Laboratory also continued to analyze wastewater samples from the City of Tijuana, Baja California, Mexico in support of their Pretreatment Program. This project was funded by the USIBWC.

3.14 SUMMARY OF ROUTINE SAMPLING AND INSPECTION STATISTICS

During 2013, IWCP personnel conducted 134 scheduled SIU facility inspections, 352 non-SIU Source Control inspections, 20 rainwater diversion inspections, 42 billing surcharge inspections, 51 storm water inspections, 6 compliance inspections, and 6 complaint investigations. Industrial Waste Laboratory personnel conducted 2,241 unannounced sampling visits; collected 5,100 industry samples; and performed 18,543 analyses. Inspection and sampling statistics for 2002-2013 are presented in the table below. Industrial users submitted results from 2,880 self-monitoring samples; they also submitted 1,039 self-certifications of compliance.

Action / Year	2003	2004	2005	2006	2007	2008	2009	2010	2011	2012	2013
Scheduled Facility Inspections	1482	1481	1044	770	731	910	823	719	697	794	611
Unscheduled Sampling Events	1569	1728	1691	1586	2134	2397	2063	2052	2392	1,971	2,241
*Program Samples Collected	3885	4370	3962	4562	4401	5876	4948	4935	5555	5,146	5,100
IWL Analyses Performed	13,489	16,791	15,285	15,515	15,983	24,872	17,778	15,786	18,773	17,343	18,543
*Self-Monitoring Samples	2670	2739	2547	2973	2865	2854	2875	3238	3237	3127	2,880
Self-Certifications	1662	1622	1543	1522	1447	1399	1320	1228	1167	1102	1,039

3.15 TRUCKED WASTE PERMITS

In 2013, 69 industrial trucked waste generator permits were issued; 29 trucking companies registered with the program to provide hauling services for industrial wastes; and 35 domestic waste hauler permits were issued. Most industrial trucked wastes originate from dewatering of grease trap wastes, ship maintenance and repair, and private treatment system sludge disposal. Domestic wastes originate from portable toilets (construction sites, public events), septage holding tanks, and septic tanks (non-sewered residences). The designated discharge point to the POTW for all hauled wastes is at Pump Station #1 (PS1) on Harbor Drive.

Approximately 39.9 million gallons of domestic and industrial wastes were received at Pump Station #1 from trucked waste haulers in CY2013. A total of 6,744,800 gallons of grease trap water was received after separation of grease, solids, and oils; this volume is decreasing as technology enabling the production of biofuels from grease trap wastes improves. A total of 2,926,000 gallons of sludge was received from other POTWs, water treatment plants, and Indian reservations. All truckloads are logged in at the pump station and monthly billings are prepared by program staff to recover costs of treatment and disposal.

In addition to the hauled liquid wastes received at PS1, approximately 15.4 million gallons of hauled domestic wastes were received by the El Cajon Department of Public Works from haulers authorized by the Program to discharge. The increase from 0.36 MGY in CY2006 to 15.4 MGY in CY2013 at the El Cajon dump site is attributed to the City of San Diego rate increase for hauled domestic wastes effective May 1, 2007, which eliminated the economic benefit of discharging to the City's PS1 dump site and resulted in the diversion of domestic liquid waste loads to the often closer El Cajon alternate site. Since San Diego's rate adjustment on March 1, 2012, the city's domestic hauler rates have been higher than El Cajon's hauler rates by about \$8.00/1000 gallons.

Monthly volumes of trucked wastes received at PS1 during CY2013 are shown in Tables 3.15-1 and 3.15-2.

Table 3.15-1 Trucked Waste Discharges – 2013 Metropolitan Sewerage System: Pump Station #1			
Month	Domestic Waste Discharged in Gallons/month	Industrial Waste Discharged in Gallons/month	Totals
January	1,504,000	2,072,620	3,576,620
February	1,281,220	1,845,160	3,126,380
March	1,492,480	2,365,940	3,858,420
April	1,378,500	2,240,420	3,618,920
May	1,302,560	2,342,140	3,644,700
June	1,274,080	2,000,320	3,274,400
July	1,424,900	2,097,020	3,521,920
August	1,383,680	1,848,180	3,231,860
September	1,304,050	1,689,860	2,993,910
October	1,483,700	1,842,180	3,325,880
November	1,316,210	1,605,940	2,922,150
December	1,215,260	1,636,620	2,851,880
Totals	16,360,640	23,587,400	39,947,040

Table 3.15-2
 2013 Industrial Waste Discharges by Type (in gallons per month)
 Metropolitan Sewerage System: Pump Station #1

Month	Grease Trap	Other Industrial	Sludge	Total Industrial
January	591,000	1,119,420	362,200	2,072,620
February	592,500	913,060	339,600	1,845,160
March	525,300	1,369,340	471,300	2,365,940
April	585,500	1,374,120	280,800	2,240,420
May	647,500	1,424,040	270,600	2,342,140
June	540,500	1,305,520	154,300	2,000,320
July	524,000	1,351,560	216,000	2,091,560
August	622,000	1,084,880	141,300	1,848,180
September	539,000	925,960	224,900	1,689,860
October	574,000	1,128,280	139,900	1,842,180
November	479,000	1,032,640	94,300	1,605,940
December	524,500	881,320	230,800	1,636,620
Totals	6,744,800	13,910,140	2,926,000	23,580,940

SIUs Currently Discharging Under a BMR

NAME	FACILITY	BMR_RECVD	REQ
A to Z Metal Finishing	03-0920	20-Jan-1999	Y
AP Precision Metals	12-0144	17-Apr-2001	Y
ATK Space Systems	03-0115	01-Dec-1992	Y
Action Powder Coating LLC	03-0717	21-Sep-1993	Y
Allermed Laboratories Inc	05-0684	13-Nov-1992	Y
Anocote Metal Finishing	03-1017	02-Sep-2004	Y
Chromalloy San Diego	05-0985	08-Dec-2011	Y
		14-Dec-2009	Y
		07-Dec-2011	Y
Coating Services Group LLC	33-0044	24-May-2007	Y
Compucraft Industries Inc	21-0252	07-Sep-2001	Y
Creative Metal Industries	21-0248	22-Aug-2000	Y
Cubic Defense Applications Inc	06-0026	12-Apr-1984	Y
Curtis Technology Inc	02-0505	09-Nov-1992	Y
Doncasters GCE Industries	13-0115	16-May-2002	Y
Emerald Textiles LLC	12-0065	21-Apr-1999	N
GKN Aerospace Chem-tronics Inc	16-0520	03-Dec-1992	Y
Garvin Industries	16-0033	23-Nov-2001	Y
General Dynamics NASSCO	11-0051	03-Dec-1992	Y
Golden State Metal Finishing	34-0070	26-Jan-2005	Y
Hallmark Circuits Inc	20-0043	09-Jun-1997	Y
Hamilton Sundstrand dba Pratt & Whitney AeroPower	06-0267	23-Oct-1996	Y
Harcon Precision Metals Inc	12-0244	17-Jun-2010	Y
Heinz Frozen Foods	12-0154	30-Aug-2002	N
K-Tube Corporation	20-0122	07-Jan-2006	Y
Kyocera America Inc	06-0058	12-Nov-1992	Y
L & T Precision Corporation	20-0109	21-Jun-2002	Y
Major Scientific Industries	11-0272	19-Nov-1992	Y
Otay Mesa Energy Center LLC	36-0001	20-Jun-2007	Y
		12-Mar-2007	Y
Pacira Pharmaceuticals Inc	02-0761	05-Apr-1999	Y
	02-0762	26-Jul-2004	Y
		23-Jul-1997	Y
PrimaPharm Inc	02-0439	10-Feb-2010	Y
Rohr Inc dba Goodrich Aerostructures	13-0161	07-May-1984	Y
Southern California Plating Company Inc	11-0024	12-Nov-1992	Y
Spec-Built Systems Inc	12-0202	28-Jun-2005	Y
Suneva Medical Inc	02-0518	02-Sep-2005	Y
TTM Printed Circuit Group Inc	05-0997	22-Feb-1982	Y
The Argen Corporation	02-0582	30-Nov-1992	Y

SIUs currently discharging under a BMR (cont.)

NAME	FACILITY	BMR_RECVD	REQ
-----	-----	-----	---
Thermal Management Solutions dba Santier	03-0722	23-Feb-1994	Y
Triumph Fabrications - San Diego	16-0529	02-Dec-1992	Y
USN;Naval Base Coronado - NASNI	08-0018	30-Nov-1992	Y
Valley Metals	20-0108	19-Nov-1998	Y
Vanguard Space Technologies Inc	02-1136	18-Sep-2012	Y
Veridiam Inc	16-0348	01-Feb-2000	Y
Vision Systems Inc	16-0343	10-Feb-1994	Y

47 rows selected.

SIU Facilities: Regulated Parameters by Connection Treatment Plant 1

Report run on: February 27, 2014 8:33 PM

Page 1

Facility	Pmt	Name	Address	Conn	Total IW (gpd)	Parmcode	City freq	Self freq	Cat	Period	Lower Limit	Upper Limit	Units
02-0112	04-A	University of California San Diego	9500 Gilman Dr 0089, La Jolla	100	159,406	COPPER	Q	Q	L	DM		11	mg/L
						PH	Q	Q	L	DM	5	12.5	pH
						PH HIGHEST	Q		L	DM		12.5	pH
				200	5,837	COPPER	Q	Q	L	DM		11	mg/L
						PH	Q	Q	L	DM	5	12.5	pH
						PH HIGHEST	Q		L	DM		12.5	pH
				300	80,321	COPPER	Q	Q	L	DM		11	mg/L
						PH	Q	Q	L	DM	5	12.5	pH
						PH HIGHEST	Q		L	DM		12.5	pH
				400	32,046	COPPER	Q	Q	L	DM		11	mg/L
						PH	Q	Q	L	DM	5	12.5	pH
						PH HIGHEST	Q		L	DM		12.5	pH
				500	2,998	COPPER	Q	Q	L	DM		11	mg/L
						PH	Q	Q	L	DM	5	12.5	pH
						PH HIGHEST	Q		L	DM		12.5	pH
02-0332	05-A	Pall Filtration & Separations Group Inc	4116 Sorrento Valley Bl , San Diego	110	67,323	PH	Q	H	L	DM	5	12.5	pH
02-0439	01-A	PrimaPharm Inc	3443 Tripp Ct , San Diego	100	180	ACETONE:P-O	Q	Q	F	DM		3223	ug/L
									MO		1277	ug/L	
						ETHYL ACET:P-O	Q	Q	F	DM		3223	ug/L
									MO		1277	ug/L	
						ISOP ACETATE:P-O	Q	Q	F	DM		3223	ug/L
									MO		1277	ug/L	
						METHYLE CL:P-O	Q	Q	F	DM		467	ug/L
			MO		109	ug/L							
			N-AMYL ACET:P-O	Q	Q	F	DM		3223	ug/L			
						MO		1277	ug/L				
02-0505	04-A	Curtis Technology Inc	11391 Sorrento Valley Rd , San Diego	100	3	CADMIUM	Q	Q	F	DM		.11	mg/L
									MO		.07	mg/L	
						CHROMIUM	Q	Q	F	DM		2.77	mg/L
									MO		1.71	mg/L	
						COPPER	Q	Q	F	DM		3.38	mg/L
									MO		2.07	mg/L	
						CYANIDE(T)	Q	Q	F	DM		1.2	mg/L
									MO		.65	mg/L	
						LEAD	Q	Q	F	DM		.69	mg/L
									MO		.43	mg/L	
						NICKEL	Q	Q	F	DM		3.98	mg/L
			MO		2.38	mg/L							
			PH	Q	Q	L	DM	5	12.5	pH			
			PH HIGHEST	S		L	DM		12.5	pH			
			SILVER	Q	Q	F	DM		.43	mg/L			

SIU Facilities: Regulated Parameters by Connection Treatment Plant 1

Report run on: February 27, 2014 8:33 PM

Page 2

Facility	Pmt	Name	Address	Conn	Total IW (gpd)	Parmcode	City freq	Self freq	Cat	Period	Lower Limit	Upper Limit	Units
02-0505	04-A	Curtis Technology Inc	11391 Sorrento Valley Rd , San Diego	100	3	SILVER	Q	Q	F	MO	.24		mg/L
						TTO(413+433)-P	A	Q	F	DM	2130		ug/L
						ZINC	Q	Q	F	DM	2.61		mg/L
02-0518	04-A	Suneva Medical Inc	5870 Pacific Center Bl , San Diego	110	1,700	ACETONE:P-O	Q	Q	F	DM	20700		ug/L
									MO	8200		ug/L	
						ETHYL ACET:P-O	Q	Q	F	DM	20700		ug/L
									MO	8200		ug/L	
						ISOP ACETATE:P-O	Q	Q	F	DM	20700		ug/L
									MO	8200		ug/L	
						METHYLE CL:P-O	Q	Q	F	DM	3000		ug/L
									MO	700		ug/L	
						N-AMYL ACET:P-O	Q	Q	F	DM	20700		ug/L
									MO	8200		ug/L	
02-0582	05-B	The Argen Corporation	5855 Oberlin Dr , San Diego	110	184	PH	Q	Q	L	DM	5	12.5	pH
						CADMIUM	Q	Q	F	DM	.16		mg/L
									MO	.07		mg/L	
						COPPER	Q	Q	F	DM	.88		mg/L
									MO	.46		mg/L	
						CYANIDE(T)	Q	Q	F	DM	.13		mg/L
									MO	.06		mg/L	
						SILVER	Q	Q	F	DM	.19		mg/L
02-0761	04-A	Pacira Pharmaceuticals Inc	11011 N Torrey Pines Rd , San Diego	120	4,847	ACETONE:P-O	Q	Q	F	DM	18747		ug/L
									MO	7426		ug/L	
						ETHYL ACET:P-O	Q	Q	F	DM	18747		ug/L
									MO	7426		ug/L	
						ISOP ACETATE:P-O	Q	Q	F	DM	18747		ug/L
									MO	7426		ug/L	
						METHYLE CL:P-O	Q	Q	F	DM	2717		ug/L
									MO	634		ug/L	
						N-AMYL ACET:P-O	Q	Q	F	DM	18747		ug/L
									MO	7426		ug/L	
02-0762	04-A	Pacira Pharmaceuticals Inc	10450 Science Center Dr , San Diego	110	3,535	PH	Q	Q	L	DM	5	12.5	pH
						ACETONE:P-O	Q	Q	F	DM	20700		ug/L
									MO	8200		ug/L	
						ETHYL ACET:P-O	Q	Q	F	DM	20700		ug/L
									MO	8200		ug/L	
						ISOP ACETATE:P-O	Q	Q	F	DM	20700		ug/L
									MO	8200		ug/L	
						METHYLE CL:P-O	Q	Q	F	DM	3000		ug/L
			MO	700		ug/L							

SIU Facilities: Regulated Parameters by Connection Treatment Plant 1

Report run on: February 27, 2014 8:33 PM

Facility	Pmt	Name	Address	Conn	Total IW (gpd)	Parmcode	City freq	Self freq	Cat	Period	Lower Limit	Upper Limit	Units
02-0762	04-A	Pacira Pharmaceuticals Inc	10450 Science Center Dr , San Diego	110	3,535	N-AMYL ACET:P-O	Q	Q	F	DM		20700	ug/L
						PH	Q	Q	L	DM	5	12.5	pH
						PH HIGHEST	N		L	DM		12.5	pH
02-1098	01-A	UT; TRS Group Inc	11620 Sorrento Valley Rd , San Diego	100	72,000	3CLETHE	M	M	L	DM		500	ug/L
						4CLETHE	M	M	L	DM		700	ug/L
						FLOW RATE MAX		M	L	DM		50	gpm
						MANGANESE	M	M	L	DM		.05	mg/L
						PH	M	M	L	DM	5	12.5	pH
						VINYL CL	M	M	L	DM		200	ug/L
02-1136	01-A	Vanguard Space Technologies Inc	5660 Eastgate Dr Suite D, San Diego	110	17	CADMIUM	Q	Q	F	DM		.11	mg/L
									MO		.07	mg/L	
						CHROMIUM	Q	Q	F	DM		2.77	mg/L
									MO		1.71	mg/L	
						COPPER	Q	Q	F	DM		3.38	mg/L
									MO		2.07	mg/L	
						CYANIDE(T)	Q	Q	F	DM		1.2	mg/L
									MO		.65	mg/L	
						LEAD	Q	Q	F	DM		.69	mg/L
									MO		.43	mg/L	
						NICKEL	Q	Q	F	DM		3.98	mg/L
									MO		2.38	mg/L	
						PH	Q	Q	L	DM	5	12.5	pH
SILVER	Q	Q	F	DM		.43	mg/L						
			MO		.24	mg/L							
			TTO(413+433)-P	A	Q	F	DM		2130	ug/L			
			ZINC	Q	Q	F	DM		2.61	mg/L			
							MO		1.48	mg/L			
03-0115	05-A	ATK Space Systems	9617 Distribution Av , San Diego	410	80	CADMIUM	Q	Q	F	DM		.11	mg/L
									MO		.07	mg/L	
						CHROMIUM	Q	Q	F	DM		2.77	mg/L
									MO		1.71	mg/L	
						COPPER	Q	Q	F	DM		3.38	mg/L
									MO		2.07	mg/L	
						CYANIDE(T)	Q	Q	F	DM		1.2	mg/L
									MO		.65	mg/L	
						LEAD	Q	Q	F	DM		.69	mg/L
									MO		.43	mg/L	
			NICKEL	Q	Q	F	DM		3.98	mg/L			
							MO		2.38	mg/L			
			SILVER	Q	Q	F	DM		.43	mg/L			
							MO		.24	mg/L			

SIU Facilities: Regulated Parameters by Connection Treatment Plant 1

Report run on: February 27, 2014 8:33 PM

Page 4

Facility	Pmt	Name	Address	Conn	Total IW (gpd)	Parmcode	City freq	Self freq	Cat	Period	Lower Limit	Upper Limit	Units
03-0115	05-A	ATK Space Systems	9617 Distribution Av , San Diego	410	80	TTO(413+433)-P ZINC	A	Q	F	DM		2130	ug/L
							Q	Q	F	DM		2.61	mg/L
										MO		1.48	mg/L
03-0717	06-A	Action Powder Coating LLC	7949 Stromesa Ct Suite D, San Diego	110	2,181	CADMIUM	Q	Q	F	DM		.11	mg/L
										MO		.07	mg/L
							Q	Q	F	DM		2.77	mg/L
										MO		1.71	mg/L
							Q	Q	F	DM		3.38	mg/L
										MO		2.07	mg/L
							Q	Q	F	DM		1.2	mg/L
										MO		.65	mg/L
							Q	Q	F	DM		.69	mg/L
										MO		.43	mg/L
							Q	Q	F	DM		3.98	mg/L
										MO		2.38	mg/L
							Q	Q	L	DM	5	12.5	pH
Q	Q	L	DM		12.5	pH							
Q	Q	F	DM		.43	mg/L							
			MO		.24	mg/L							
			DM		2130	ug/L							
			DM		2.61	mg/L							
			MO		1.48	mg/L							
03-0722	06-A	Thermal Management Solutions dba Santier	10113 Carroll Canyon Rd , San Diego	110	179	CADMIUM	Q	Q	F	DM		.11	mg/L
										MO		.07	mg/L
							Q	Q	F	DM		2.75	mg/L
										MO		1.7	mg/L
							Q	Q	F	DM		2.97	mg/L
										MO		1.72	mg/L
							Q	Q	F	DM		1.19	mg/L
										MO		.65	mg/L
							Q	Q	F	DM		67.8	mg/L
										MO		46	mg/L
							Q	Q	F	DM		.69	mg/L
										MO		.43	mg/L
							Q	Q	F	DM		8.75	mg/L
			MO		3.88	mg/L							
Q	Q	F	DM		2.93	mg/L							
			MO		1.78	mg/L							
Q		L	DM	5	12.5	pH							
Q	Q	F	DM		.43	mg/L							
			MO		.24	mg/L							
			DM		2115	ug/L							

SIU Facilities: Regulated Parameters by Connection Treatment Plant 1

Report run on: February 27, 2014 8:33 PM

Page 5

Facility	Pmt	Name	Address	Conn	Total IW (gpd)	Parmcode	City freq	Self freq	Cat	Period	Lower Limit	Upper Limit	Units
03-0722	06-A	Thermal Management Solutions dba Santier	10113 Carroll Canyon Rd , San Diego	110	179	ZINC	Q	Q	F	DM	2.59		mg/L
										MO	1.47		mg/L
03-0920	04-A	A to Z Metal Finishing	9352 Cabot Dr , San Diego	110	536	CADMIUM	Q	Q	F	DM	.11		mg/L
										MO	.07		mg/L
						CHROMIUM	Q	Q	F	DM	2.77		mg/L
										MO	1.71		mg/L
						COPPER	Q	Q	F	DM	3.38		mg/L
										MO	2.07		mg/L
						CYANIDE(T)	Q	Q	F	DM	1.2		mg/L
										MO	.65		mg/L
						LEAD	Q	Q	F	DM	.69		mg/L
										MO	.43		mg/L
						NICKEL	Q	Q	F	DM	3.98		mg/L
										MO	2.38		mg/L
						PH	Q	Q	L	DM	5	12.5	pH
						SILVER	Q	Q	F	DM	.43		mg/L
										MO	.24		mg/L
						TTO(413+433)-P	A	Q	F	DM	2130		ug/L
						ZINC	Q	Q	F	DM	2.61		mg/L
										MO	1.48		mg/L
03-1017	02-A	Anocote Metal Finishing	7550 Trade St , San Diego	110	94	CADMIUM	Q	Q	F	DM	.11		mg/L
										MO	.07		mg/L
						CHROMIUM	Q	Q	F	DM	2.77		mg/L
										MO	1.71		mg/L
						COPPER	Q	Q	F	DM	3.38		mg/L
										MO	2.07		mg/L
						CYANIDE(T)	Q	Q	F	DM	1.2		mg/L
										MO	.65		mg/L
						LEAD	Q	Q	F	DM	.69		mg/L
										MO	.43		mg/L
						NICKEL	Q	Q	F	DM	3.98		mg/L
										MO	2.38		mg/L
						PH	Q	Q	L	DM	5	12.5	pH
						SILVER	Q	Q	F	DM	.43		mg/L
										MO	.24		mg/L
						TTO(413+433)-P	A	Q	F	DM	2130		ug/L
						ZINC	Q	Q	F	DM	2.61		mg/L
										MO	1.48		mg/L
04-0489	01-A	UT; HPS Mechanical Inc	1900 Avenida De La Playa , La Jolla CA	100	144,000	FLOW RATE MAX		M	L	DM	300		gpm
				200	144,000	FLOW RATE MAX		M	L	DM	300		gpm
				300	144,000	FLOW RATE MAX		M	L	DM	300		gpm
				400	144,000	FLOW RATE MAX		M	L	DM	300		gpm

SIU Facilities: Regulated Parameters by Connection Treatment Plant 1

Report run on: February 27, 2014 8:33 PM

Facility	Pmt	Name	Address	Conn	Total IW (gpd)	Parmcode	City freq	Self freq	Cat	Period	Lower Limit	Upper Limit	Units
04-0489	01-A	UT; HPS Mechanical Inc	1900 Avenida De La Playa , La Jolla CA	500	144,000	FLOW RATE MAX		M	L	DM	300		gpm
				600	144,000	FLOW RATE MAX		M	L	DM	300		gpm
				700	48,000	FLOW RATE MAX		M	L	DM	100		gpm
				800	48,000	FLOW RATE MAX		M	L	DM	100		gpm
				900	48,000	FLOW RATE MAX		M	L	DM	100		gpm
05-0684	05-A	Allermed Laboratories Inc	7203 Convoy Ct , San Diego	130	10	ACETONE:P-O	S	Q	F	DM	20700		ug/L
									MO	8200	ug/L		
						ETHYL ACET:P-O	S	Q	F	DM	20700	ug/L	
							MO	8200	ug/L				
				ISOP ACETATE:P-O	S	Q	F	DM	20700	ug/L			
							MO	8200	ug/L				
				METHYLE CL:P-O	S	Q	F	DM	3000	ug/L			
							MO	700	ug/L				
				N-AMYL ACET:P-O	S	Q	F	DM	20700	ug/L			
							MO	8200	ug/L				
				140	10	ACETONE:P-O	S	Q	F	DM	20700	ug/L	
							MO	8200	ug/L				
				ETHYL ACET:P-O	S	Q	F	DM	20700	ug/L			
							MO	8200	ug/L				
				ISOP ACETATE:P-O	S	Q	F	DM	20700	ug/L			
			MO	8200	ug/L								
METHYLE CL:P-O	S	Q	F	DM	3000	ug/L							
			MO	700	ug/L								
N-AMYL ACET:P-O	S	Q	F	DM	20700	ug/L							
			MO	8200	ug/L								
150	20	ACETONE:P-O	S	Q	F	DM	20700	ug/L					
			MO	8200	ug/L								
ETHYL ACET:P-O	S	Q	F	DM	20700	ug/L							
			MO	8200	ug/L								
ISOP ACETATE:P-O	S	Q	F	DM	20700	ug/L							
			MO	8200	ug/L								
METHYLE CL:P-O	S	Q	F	DM	3000	ug/L							
			MO	700	ug/L								
N-AMYL ACET:P-O	S	Q	F	DM	20700	ug/L							
			MO	8200	ug/L								
05-0985	03-D	Chromalloy San Diego	7007 Consolidated Wy , San Diego	130	50	CADMIUM	Q	Q	F	DM	.11		mg/L
									MO	.07	mg/L		
						CHROMIUM	Q	Q	F	DM	2.77	mg/L	
									MO	1.71	mg/L		
						COPPER	Q	Q	F	DM	3.38	mg/L	
			MO	2.07	mg/L								
					CYANIDE(T)	Q	Q	F	DM	1.2		mg/L	

SIU Facilities: Regulated Parameters by Connection Treatment Plant 1

Report run on: February 27, 2014 8:33 PM

Page 7

Facility	Pmt	Name	Address	Conn	Total IW (gpd)	Parmcode	City freq	Self freq	Cat	Period	Lower Limit	Upper Limit	Units
05-0985	03-D	Chromalloy San Diego	7007 Consolidated Wy , San Diego	130	50	CYANIDE(T)	Q	Q	F	MO	.65		mg/L
						LEAD	Q	Q	F	DM	.69		mg/L
										MO	.43		mg/L
						NICKEL	Q	Q	F	DM	3.98		mg/L
										MO	2.38		mg/L
						SILVER	Q	Q	F	DM	.43		mg/L
										MO	.24		mg/L
						TTO(413+433)-P	A	Q	F	DM	2130		ug/L
						ZINC	Q	Q	F	DM	2.61		mg/L
										MO	1.48		mg/L
05-0997	04-A	TTM Printed Circuit Group Inc	5037 Ruffner St , San Diego	220	6,851	CADMIUM	Q	Q	F	DM	.11		mg/L
										MO	.07		mg/L
						CHROMIUM	Q	Q	F	DM	2.77		mg/L
										MO	1.71		mg/L
						COPPER	Q	Q	F	DM	3.38		mg/L
										MO	2.07		mg/L
						LEAD	Q	Q	F	DM	.69		mg/L
										MO	.43		mg/L
						NICKEL	Q	Q	F	DM	3.98		mg/L
										MO	2.38		mg/L
						PH	Q	Q	L	DM	5	12.5	pH
						PH HIGHEST	Q		L	DM		12.5	pH
						SILVER	Q	Q	F	DM	.43		mg/L
										MO	.24		mg/L
TTO(413+433)-P	A	Q	F	DM	2130		ug/L						
ZINC	Q	Q	F	DM	2.61		mg/L						
				MO	1.48		mg/L						
				221	100	CYANIDE(T)	Q	Q	F	DM	1.2		mg/L
									MO	.65		mg/L	
				222	57	CYANIDE(T)	Q	Q	F	DM	1.2		mg/L
									MO	.65		mg/L	
05-1019	04-A	USN;Marine Corps Air Station Miramar	45249 Miramar Wy , San Diego	100	18,818	FLOW RATE MAX			L	DM	1111		gpm
						OIL/GREASE	Q	H	L	DM	500		mg/L
						PH	Q	H	L	DM	5	12.5	pH
05-1081	04-A	UT; Circle K Stores Inc	3861 Governor Dr , San Diego	100	840	BNZ(W/OAGG)	Q	Q	L	DM	50		ug/L
						BTEX	Q	Q	L	DM	750		ug/L
						FLOW RATE MAX		M	L	DM	10		gpm
06-0026	05-A	Cubic Defense Applications Inc	9233 Balboa Av , San Diego	150	150	CADMIUM	Q	Q	F	DM	.69		mg/L
										MO	.26		mg/L
						CHROMIUM	Q	Q	F	DM	2.77		mg/L
										MO	1.71		mg/L
						COPPER	Q	Q	F	DM	3.38		mg/L

SIU Facilities: Regulated Parameters by Connection Treatment Plant 1

Report run on: February 27, 2014 8:33 PM

Facility	Pmt	Name	Address	Conn	Total IW (gpd)	Parmcode	City freq	Self freq	Cat	Period	Lower Limit	Upper Limit	Units
06-0026	05-A	Cubic Defense Applications Inc	9233 Balboa Av , San Diego	150	150	COPPER	Q	Q	F	MO	2.07		mg/L
						CYANIDE(T)	Q	Q	F	DM	1.2		mg/L
									MO	.65		mg/L	
						LEAD	Q	Q	F	DM	.69		mg/L
									MO	.43		mg/L	
						NICKEL	Q	Q	F	DM	3.98		mg/L
									MO	2.38		mg/L	
						SILVER	Q	Q	F	DM	.43		mg/L
									MO	.24		mg/L	
						TTO(413+433)-P	A	Q	F	DM	2130		ug/L
						ZINC	Q	Q	F	DM	2.61		mg/L
									MO	1.48		mg/L	
				160	207	CADMIUM	Q	Q	F	DM	.69		mg/L
									MO	.26		mg/L	
						CHROMIUM	Q	Q	F	DM	2.77		mg/L
									MO	1.71		mg/L	
						COPPER	Q	Q	F	DM	3.38		mg/L
									MO	2.07		mg/L	
						CYANIDE(T)	Q	Q	F	DM	1.2		mg/L
									MO	.65		mg/L	
						LEAD	Q	Q	F	DM	.69		mg/L
									MO	.43		mg/L	
						NICKEL	Q	Q	F	DM	3.98		mg/L
									MO	2.38		mg/L	
				SILVER	Q	Q	F	DM	.43		mg/L		
							MO	.24		mg/L			
				TTO(413+433)-P	A	Q	F	DM	2130		ug/L		
				ZINC	Q	Q	F	DM	2.61		mg/L		
							MO	1.48		mg/L			
				170	3	CADMIUM	Q	Q	F	DM	.69		mg/L
									MO	.26		mg/L	
						CHROMIUM	Q	Q	F	DM	2.77		mg/L
									MO	1.71		mg/L	
						COPPER	Q	Q	F	DM	3.38		mg/L
									MO	2.07		mg/L	
						CYANIDE(T)	Q	Q	F	DM	1.2		mg/L
			MO			.65		mg/L					
LEAD	Q	Q	F			DM	.69		mg/L				
			MO			.43		mg/L					
NICKEL	Q	Q	F			DM	3.98		mg/L				
			MO			2.38		mg/L					
SILVER	Q	Q	F	DM	.43		mg/L						

SIU Facilities: Regulated Parameters by Connection Treatment Plant 1

Report run on: February 27, 2014 8:33 PM

Facility	Pmt	Name	Address	Conn	Total IW (gpd)	Parmcode	City freq	Self freq	Cat	Period	Lower Limit	Upper Limit	Units					
06-0026	05-A	Cubic Defense Applications Inc	9233 Balboa Av , San Diego	170	3	SILVER	Q	Q	F	MO	.24		mg/L					
						TTO(413+433)-P	A	Q	F	DM	2130		ug/L					
						ZINC	Q	Q	F	DM	2.61		mg/L					
										MO	1.48		mg/L					
06-0058	05-A	Kyocera America Inc	8611 Balboa Av , San Diego	130	32,590	CADMIUM	Q	H	F	DM	.11		mg/L					
										MO	.07		mg/L					
						CHROMIUM	Q	H	F	DM	2.77		mg/L					
										MO	1.71		mg/L					
						COPPER	Q	H	F	DM	3.38		mg/L					
										MO	2.07		mg/L					
						LEAD	Q	H	F	DM	.69		mg/L					
										MO	.43		mg/L					
						NICKEL	Q	H	F	DM	3.98		mg/L					
										MO	2.38		mg/L					
						PH	Q	H	L	DM	5	12.5	pH					
						PH HIGHEST	Q		L	DM		12.5	pH					
						SILVER	Q	H	F	DM	.43		mg/L					
										MO	.24		mg/L					
						TTO(413+433)-P	A	H	F	DM	2130		ug/L					
						ZINC	Q	H	F	DM	2.61		mg/L					
										MO	1.48		mg/L					
									131	7,716	CYANIDE(A)	Q	H	F	DM	.86		mg/L
															MO	.32		mg/L
									140	10,000	CADMIUM	Q	H	F	DM	.11		mg/L
									MO	.07		mg/L						
					CHROMIUM	Q	H	F	DM	2.77		mg/L						
									MO	1.71		mg/L						
					COPPER	Q	H	F	DM	3.38		mg/L						
									MO	2.07		mg/L						
					LEAD	Q	H	F	DM	.69		mg/L						
									MO	.43		mg/L						
					NICKEL	Q	H	F	DM	3.98		mg/L						
									MO	2.38		mg/L						
					PH	Q	H	L	DM	5	12.5	pH						
					PH HIGHEST	Q		L	DM		12.5	pH						
					SILVER	Q	H	F	DM	.43		mg/L						
									MO	.24		mg/L						
					TTO(413+433)-P	A	H	F	DM	2130		ug/L						
					ZINC	Q	H	F	DM	2.61		mg/L						
									MO	1.48		mg/L						
06-0267	06-A	Hamilton Sundstrand dba Pratt & Whitney AeroPower	4400 Ruffin Rd , San Diego	110	475	CADMIUM	Q	Q	F	DM	.11		mg/L					
										MO	.07		mg/L					

SIU Facilities: Regulated Parameters by Connection Treatment Plant 1

Report run on: February 27, 2014 8:33 PM

Facility	Pmt	Name	Address	Conn	Total IW (gpd)	Parmcode	City freq	Self freq	Cat	Period	Lower Limit	Upper Limit	Units		
06-0267	06-A	Hamilton Sundstrand dba Pratt & Whitney AeroPower	4400 Ruffin Rd , San Diego	110	475	CHROMIUM	Q	Q	F	DM		2.77	mg/L		
									MO		1.71	mg/L			
						COPPER	Q	Q	F	DM		3.38	mg/L		
									MO		2.07	mg/L			
						CYANIDE(T)	Q	Q	F	DM		1.2	mg/L		
									MO		.65	mg/L			
						LEAD	Q	Q	F	DM		.69	mg/L		
									MO		.43	mg/L			
						NICKEL	Q	Q	F	DM		3.98	mg/L		
									MO		2.38	mg/L			
			PH	Q	Q	L	DM	5	12.5	pH					
			SILVER	Q	Q	F	DM		.43	mg/L					
							MO		.24	mg/L					
			TTO(413+433)-P	A	Q	F	DM		2130	ug/L					
			ZINC	Q	Q	F	DM		2.61	mg/L					
							MO		1.48	mg/L					
06-0634	01-A	UT; Union Oil Facility No. 3515899294	Gramercy Dr , San Diego	100	26,000	BNZ(W/OAGG)	H	H	L	DM		50	ug/L		
						BTEX	H	H	L	DM		750	ug/L		
						FLOW RATE MAX		M	L	DM		25	gpm		
						PETROLEUM HC	H	H	L	DM		500	mg/L		
			TPH		H	L	DM		500	mg/L					
07-0171	04-A	UT; Thrifty Oil Company # 419	8787 Lake Murray Bl , San Diego	100	1,400	BNZ(W/OAGG)	H	H	L	DM		50	ug/L		
						BTEX	H	H	L	DM		750	ug/L		
						FLOW MAX		M	L	DM		1400	gpd		
						FLOW RATE MAX		M	L	DM		10	gpm		
08-0008	05-B	UT; USN NAVSUP FLC Fuel Point San Diego	199 Rosecrans St , San Diego	210	75,000	FLOWIMP MAX DRY		M	L	DM		250	gpm		
						FLOWIMP MAX WET		M	L	DM		125	gpm		
						PETROLEUM HC	H		L	DM		500	mg/L		
						TPH		H	L	DM		500	mg/L		
08-0009	06-C	USN;Naval Submarine Base	140 Sylvester Rd , San Diego	100	35,566	OIL/GREASE	Q	Q	L	DM		500	mg/L		
						PH	Q	Q	L	DM	5	12.5	pH		
						PETROLEUM HC	M		L	DM		500	mg/L		
			TPH		M	L	DM		500	mg/L					
08-0018	05-A	USN;Naval Base Coronado - NASNI	NAS North Island , San Diego	100	34,167	OIL/GREASE	Q	Q	L	DM		500	mg/L		
						PH	Q	Q	L	DM	5	12.5	pH		
						SULFIDE DISSOLVD	Q	Q	L	DM		1	mg/L		
						CADMIUM	120	3,054	Q	M	F	DM		.11	mg/L
												MO		.07	mg/L
						CHROMIUM	Q	M	F	DM		2.77	mg/L		
						MO		1.71	mg/L						
			COPPER	Q	M	F	DM		3.38	mg/L					
							MO		2.07	mg/L					

SIU Facilities: Regulated Parameters by Connection Treatment Plant 1

Report run on: February 27, 2014 8:33 PM

Facility	Pmt	Name	Address	Conn	Total IW (gpd)	Parmcode	City freq	Self freq	Cat	Period	Lower Limit	Upper Limit	Units			
08-0018	05-A	USN;Naval Base Coronado - NASNI	NAS North Island , San Diego	120	3,054	LEAD	Q	M	F	DM	.69		mg/L			
									MO	.43		mg/L				
						NICKEL	Q	M	F	DM	3.98		mg/L			
									MO	2.38		mg/L				
						SILVER	Q	M	F	DM	.43		mg/L			
									MO	.24		mg/L				
						TTO(413+433)-P	A	M	F	DM	2130		ug/L			
						ZINC	Q	M	F	DM	2.61		mg/L			
									MO	1.48		mg/L				
							123	0	CYANIDE(A)	Q	M	F	DM	.86		mg/L
												MO	.32		mg/L	
							140	16	CADMIUM	Q	Q	F	DM	.69		mg/L
									MO	.26		mg/L				
				CHROMIUM	Q	Q			F	DM	2.77		mg/L			
									MO	1.71		mg/L				
				COPPER	Q	Q			F	DM	3.38		mg/L			
									MO	2.07		mg/L				
				CYANIDE(T)	Q	Q			F	DM	1.2		mg/L			
									MO	.65		mg/L				
				LEAD	Q	Q			F	DM	.69		mg/L			
									MO	.43		mg/L				
				NICKEL	Q	Q			F	DM	3.98		mg/L			
									MO	2.38		mg/L				
				SILVER	Q	Q	F	DM	.43		mg/L					
							MO	.24		mg/L						
				TTO(413+433)-P	A	Q	F	DM	2130		ug/L					
				ZINC	Q	Q	F	DM	2.61		mg/L					
							MO	1.48		mg/L						
					150	26,027	CADMIUM	Q	M	F	DM	.11		mg/L		
									MO	.07		mg/L				
CHROMIUM	Q	M	F	DM			2.77		mg/L							
			MO	1.71				mg/L								
COPPER	Q	M	F	DM			3.38		mg/L							
			MO	2.07				mg/L								
CYANIDE(T)	Q	M	F	DM			1.2		mg/L							
			MO	.65				mg/L								
LEAD	Q	M	F	DM			.69		mg/L							
			MO	.43				mg/L								
NICKEL	Q	M	F	DM			3.98		mg/L							
			MO	2.38				mg/L								
SILVER	Q	M	F	DM	.43		mg/L									
			MO	.24		mg/L										

SIU Facilities: Regulated Parameters by Connection Treatment Plant 1

Report run on: February 27, 2014 8:33 PM

Facility	Pmt	Name	Address	Conn	Total IW (gpd)	Parmcode	City freq	Self freq	Cat	Period	Lower Limit	Upper Limit	Units
08-0018	05-A	USN;Naval Base Coronado - NASNI	NAS North Island , San Diego	150	26,027	TTO(413+433)-P	A	M	F	DM		2130	ug/L
						ZINC	Q	M	F	DM		2.61	mg/L
										MO		1.48	mg/L
										DM		.69	mg/L
										MO		.26	mg/L
										DM		2.77	mg/L
				160	37	CADMIUM	Q	Q	F	DM		1.71	mg/L
						CHROMIUM	Q	Q	F	DM		3.38	mg/L
						COPPER	Q	Q	F	DM		2.07	mg/L
						CYANIDE(T)	Q	Q	F	DM		1.2	mg/L
						LEAD	Q	Q	F	DM		.65	mg/L
						NICKEL	Q	Q	F	DM		.69	mg/L
						SILVER	Q	Q	F	DM		.43	mg/L
						TTO(413+433)-P	A	Q	F	DM		3.98	mg/L
						ZINC	Q	Q	F	DM		2.38	mg/L
										MO		.43	mg/L
										DM		.24	mg/L
										MO		2130	ug/L
										DM		2.61	mg/L
										MO		1.48	mg/L
										DM		.11	mg/L
										MO		.07	mg/L
										DM		2.77	mg/L
						180	0	CADMIUM	Q	Q	F	DM	
				CHROMIUM	Q			Q	F	DM		3.38	mg/L
				COPPER	Q			Q	F	DM		2.07	mg/L
				CYANIDE(T)	Q			Q	F	DM		1.2	mg/L
				LEAD	Q			Q	F	DM		.65	mg/L
				NICKEL	Q			Q	F	DM		.69	mg/L
				SILVER	Q			Q	F	DM		.43	mg/L
				TTO(413+433)-P	A			Q	F	DM		3.98	mg/L
				ZINC	Q			Q	F	DM		2.38	mg/L
										MO		.43	mg/L
										DM		.24	mg/L
										MO		2130	ug/L
				190	2,860	CADMIUM	Q	Q	F	DM		2.61	mg/L
CHROMIUM	Q	Q	F			DM		1.48	mg/L				
COPPER	Q	Q	F			DM		.69	mg/L				
						MO		.26	mg/L				
						DM		2.77	mg/L				
						MO		1.71	mg/L				

SIU Facilities: Regulated Parameters by Connection Treatment Plant 1

Report run on: February 27, 2014 8:33 PM

Page 13

Facility	Pmt	Name	Address	Conn	Total IW (gpd)	Parmcode	City freq	Self freq	Cat	Period	Lower Limit	Upper Limit	Units
08-0018	05-A	USN;Naval Base Coronado - NASNI	NAS North Island , San Diego	190	2,860	COPPER	Q	Q	F	MO		2.07	mg/L
						CYANIDE(T)	Q	Q	F	DM		1.2	mg/L
									MO		.65	mg/L	
						LEAD	Q	Q	F	DM		.69	mg/L
									MO		.43	mg/L	
						NICKEL	Q	Q	F	DM		3.98	mg/L
									MO		2.38	mg/L	
						SILVER	Q	Q	F	DM		.43	mg/L
									MO		.24	mg/L	
									TTO(413+433)-P	A	Q	F	DM
			ZINC	Q	Q	F	DM		2.61	mg/L			
						MO			1.48	mg/L			
08-0589	01-A	UT; PK Mechanical Systems Inc	3302 Pacific Highway , San Diego	100	288,000	BNZ(W/OAGG)	Q	M	L	DM		500	ug/L
						FLOWIMP MAX DRY		M	L	DM		200	gpm
						FLOWIMP MAX WET		M	L	DM		0	gpm
						PCBS	M	M	F	DM		3	ug/L
09-0001	05-A	AlSCO Inc	705 W Grape St , San Diego	100	45,908	COPPER	Q	H	L	DM		11	mg/L
						OIL/GREASE	Q	H	L	DM		588	mg/L
						PH	Q	H	L	DM	5	12.5	pH
						ZINC	Q	H	L	DM		24	mg/L
11-0016	05-A	USN;Naval Base San Diego	32nd St @ Harbor Dr , San Diego	820		FLOW R MAX RESTR		S	L	DM		350	gpm
						FLOWIMP MAX DRY		S	L	DM		750	gpm
						FLOWIMP MAX WET		S	L	DM		750	gpm
				830	43,979	OIL/GREASE	Q		L	DM		500	mg/L
						PH	M		L	DM	5	12.5	pH
				850	43,912	CADMIUM	Q	Q	L	DM		1	mg/L
						CHROMIUM	Q	Q	L	DM		5	mg/L
						COPPER	Q	Q	L	DM		11	mg/L
						LEAD	Q	Q	L	DM		5	mg/L
						NICKEL	Q	Q	L	DM		13	mg/L
		ZINC	Q	Q	L	DM		24	mg/L				
11-0024	05-A	Southern California Plating Company Inc	3261 National Av , San Diego	110	1,292	CADMIUM	Q	Q	F	DM		.11	mg/L
									MO		.07	mg/L	
						CHROMIUM	Q	Q	F	DM		2.77	mg/L
									MO		1.71	mg/L	
						COPPER	Q	Q	F	DM		3.38	mg/L
									MO		2.07	mg/L	
						CYANIDE(T)	Q	Q	F	DM		1.2	mg/L
									MO		.65	mg/L	
						LEAD	Q	Q	F	DM		.69	mg/L
									MO		.43	mg/L	
		NICKEL	Q	Q	F	DM		3.98	mg/L				

SIU Facilities: Regulated Parameters by Connection Treatment Plant 1

Report run on: February 27, 2014 8:33 PM

Page 14

Facility	Pmt	Name	Address	Conn	Total IW (gpd)	Parmcode	City freq	Self freq	Cat	Period	Lower Limit	Upper Limit	Units
11-0024	05-A	Southern California Plating Company Inc	3261 National Av , San Diego	110	1,292	NICKEL	Q	Q	F	MO		2.38	mg/L
						PH	Q	Q	L	DM	5	12.5	pH
						PH HIGHEST	Q		L	DM		12.5	pH
						SILVER	Q	Q	F	DM		.43	mg/L
										MO		.24	mg/L
						TTO(413+433)-P	A	Q	F	DM		2130	ug/L
						ZINC	Q	Q	F	DM		2.61	mg/L
										MO		1.48	mg/L
11-0032	04-B	Angelica Textile Services	3939 Market St , San Diego	110	49,366	OIL/GREASE	Q	H	L	DM		500	mg/L
						PH	Q	H	L	DM	5	12.5	pH
						PH HIGHEST	Q		L	DM		12.5	pH
						ZINC	Q	H	L	DM		24	mg/L
11-0051	05-A	General Dynamics NASSCO	2798 Harbor Dr , San Diego	200	3,396	CADMIUM	Q	Q	L	DM		1	mg/L
						CHROMIUM	Q	Q	L	DM		5	mg/L
						COPPER	Q	Q	L	DM		11	mg/L
						LEAD	Q	Q	L	DM		5	mg/L
						NICKEL	Q	Q	L	DM		13	mg/L
						OIL/GREASE	Q	Q	L	DM		500	mg/L
						PH	Q	Q	L	DM	5	12.5	pH
						ZINC	Q	Q	L	DM		24	mg/L
				300	7,391	OIL/GREASE	Q	Q	L	DM		500	mg/L
						PH	Q	Q	L	DM	5	12.5	pH
				310	7,391	CADMIUM	Q	Q	F	DM		.11	mg/L
												.07	mg/L
						CHROMIUM	Q	Q	F	DM		2.77	mg/L
												1.71	mg/L
						COPPER	Q	Q	F	DM		3.38	mg/L
												2.07	mg/L
						CYANIDE(T)	Q	Q	F	DM		1.2	mg/L
												.65	mg/L
						LEAD	Q	Q	F	DM		.69	mg/L
												.43	mg/L
						NICKEL	Q	Q	F	DM		3.98	mg/L
								2.38	mg/L				
		SILVER	Q	Q	F	DM		.43	mg/L				
								.24	mg/L				
		TTO(413+433)-P	A	Q	F	DM		2130	ug/L				
		ZINC	Q	Q	F	DM		2.61	mg/L				
								1.48	mg/L				
				600	3,876	FLOWIMP MAX DRY			L	DM		750	gpm
						FLOWIMP MAX WET			L	DM		500	gpm
						OIL/GREASE	Q	Q	L	DM		500	mg/L

SIU Facilities: Regulated Parameters by Connection Treatment Plant 1

Report run on: February 27, 2014 8:33 PM

Page 15

Facility	Pmt	Name	Address	Conn	Total IW (gpd)	Parmcode	City freq	Self freq	Cat	Period	Lower Limit	Upper Limit	Units
11-0051	05-A	General Dynamics NASSCO	2798 Harbor Dr , San Diego	600	3,876	PH	Q	Q	L	DM	5	12.5	pH
11-0189	05-A	Cintas Corporation	675 32nd St , San Diego	110	26,589	CADMIUM	Q	Q	L	DM		1	mg/L
						CHROMIUM	Q	Q	L	DM		5	mg/L
						COPPER	Q	Q	L	DM		11	mg/L
						LEAD	Q	Q	L	DM		5	mg/L
						NICKEL	Q	Q	L	DM		13	mg/L
						OIL/GREASE	Q	Q	L	DM		500	mg/L
						PH	Q	Q	L	DM	5	12.5	pH
						ZINC	Q	Q	L	DM		24	mg/L
11-0272	04-A	Major Scientific Industries	3557 Dalbergia St , San Diego	110	8	CADMIUM	Q	Q	F	DM		.11	mg/L
										MO		.07	mg/L
						CHROMIUM	Q	Q	F	DM		2.77	mg/L
										MO		1.71	mg/L
						COPPER	Q	Q	F	DM		3.38	mg/L
										MO		2.07	mg/L
						CYANIDE(T)	Q	Q	F	DM		1.2	mg/L
										MO		.65	mg/L
						LEAD	Q	Q	F	DM		.69	mg/L
										MO		.43	mg/L
						NICKEL	Q	Q	F	DM		3.98	mg/L
										MO		2.38	mg/L
						SILVER	Q	Q	F	DM		.43	mg/L
										MO		.24	mg/L
						TTO(413+433)-P	A	Q	F	DM		2130	ug/L
						ZINC	Q	Q	F	DM		2.61	mg/L
										MO		1.48	mg/L
11-0398	05-A	Unifirst Corporation	4041 Market St , San Diego	110	26,194	CADMIUM	Q	Q	L	DM		1	mg/L
						CHROMIUM	Q	Q	L	DM		5	mg/L
						COPPER	Q	Q	L	DM		11	mg/L
						LEAD	Q	Q	L	DM		5	mg/L
						NICKEL	Q	Q	L	DM		13	mg/L
						OIL/GREASE	Q	Q	L	DM		500	mg/L
						PH	Q	Q	L	DM	5	12.5	pH
						PH HIGHEST	A		L	DM		12.5	pH
						ZINC	Q	Q	L	DM		24	mg/L
11-0444	04-B	CP Kelco	2025 E Harbor Dr , San Diego	430	99,490	PH	W	M	L	DM	5	12.5	pH
						PH HIGHEST	Q		L	DM		12.5	pH
						SULFIDE DISSOLVD	M	Q	L	DM		1	mg/L
				800	573,767	PH	W	M	L	DM	5	12.5	pH
						PH HIGHEST	H		L	DM		12.5	pH
						SULFIDE DISSOLVD	M	M	L	DM		1	mg/L
11-0526	03-A	UT; Thrifty Oil Company # 096	2502 Imperial Av , San Diego	100	1,120	BNZ(W/OAGG)	N	H	L	DM		50	ug/L

SIU Facilities: Regulated Parameters by Connection Treatment Plant 1

Report run on: February 27, 2014 8:33 PM

Page 16

Facility	Pmt	Name	Address	Conn	Total IW (gpd)	Parmcode	City freq	Self freq	Cat	Period	Lower Limit	Upper Limit	Units
11-0526	03-A	UT; Thrifty Oil Company # 096	2502 Imperial Av , San Diego	100	1,120	BTEX	N	H	L	DM	750		ug/L
						FLOW RATE MAX		M	L	DM	20		gpm
11-0534	02-A	UT; City of San Diego - Storm Water Dept	111 W Harbor Dr , San Diego	100	217,721	FLOW RATE MAX		M	L	DM	500		gpm
11-0539	03-A	UT; G & M Oil Company	3774 Main St , San Diego	100	1,901	BTEX	A	H	L	DM	750		ug/L
						FLOW RATE MAX		M	L	DM	6		gpm
11-0559	01-A	UT; SCS Engineers Inc	101 16th St , San Diego	100	14,400	BNZ(W/OAGG)	Q	M	L	DM	50		ug/L
						BTEX	Q	M	L	DM	750		ug/L
						FLOW RATE MAX		M	L	DM	10		gpm
						PETROLEUM HC	Q	M	L	DM	500		mg/L
						TPH		M	L	DM	500		mg/L
11-0563	01-A	San Diego Bay Enviro Restoration Fund South Trust	Harbor Dr , San Diego	100	288,000	ARSENIC	Q	Q	L	DM	5		mg/L
						FLOW RATE MAX		M	L	DM	250		gpm
						MERCURY	Q	Q	L	DM	.2		mg/L
						PCBS	Q	Q	L	DM	3		ug/L
11-0566	01-A	UT; West Tech	1901 Main St , San Diego	100	14,400	BNZ(W/OAGG)	H	H	L	DM	50		ug/L
						BTEX	H	H	L	DM	750		ug/L
						FLOW RATE MAX		M	L	DM	10		gpm
						PETROLEUM HC	H	H	L	DM	500		mg/L
						TPH		H	L	DM	500		mg/L
12-0038	04-B	RJ Donovan Correctional Facility	480 Alta Rd , San Diego	100	48,948	OIL/GREASE	H	H	L	DM	500		mg/L
						PH	H	H	L	DM	5	12.5	pH
12-0065	03-C	Emerald Textiles LLC	1725 Dornoch Ct , San Diego	110	67,678	OIL/GREASE	Q	Q	L	DM	500		mg/L
						PH	Q	Q	L	DM	5	12.5	pH
12-0144	04-A	AP Precision Metals	1215 30th St , San Diego	110	75	CADMIUM	Q	Q	F	DM	.11		mg/L
										MO	.07		mg/L
						CHROMIUM	Q	Q	F	DM	2.77		mg/L
										MO	1.71		mg/L
						COPPER	Q	Q	F	DM	3.38		mg/L
										MO	2.07		mg/L
						CYANIDE(T)	Q	Q	F	DM	1.2		mg/L
										MO	.65		mg/L
						LEAD	Q	Q	F	DM	.69		mg/L
										MO	.43		mg/L
						NICKEL	Q	Q	F	DM	3.98		mg/L
										MO	2.38		mg/L
						PH	Q	Q	L	DM	5	12.5	pH
						SILVER	Q	Q	F	DM	.43		mg/L
										MO	.24		mg/L
						TTO(413+433)-P	A	Q	F	DM	2130		ug/L
						ZINC	Q	Q	F	DM	2.61		mg/L
										MO	1.48		mg/L

SIU Facilities: Regulated Parameters by Connection Treatment Plant 1

Report run on: February 27, 2014 8:33 PM

Page 17

Facility	Pmt	Name	Address	Conn	Total IW (gpd)	Parmcode	City freq	Self freq	Cat	Period	Lower Limit	Upper Limit	Units
12-0154	03-A	Heinz Frozen Foods	7878 Airway Rd , San Diego	110	62,361	CHROMIUM	Q	Q	L	DM		5	mg/L
						OIL/GREASE	M	M	L	DM		500	mg/L
						PH	M	M	L	DM	5	12.5	pH
						PH HIGHEST	N		L	DM		12.5	pH
12-0202	03-A	Spec-Built Systems Inc	2150 Michael Faraday Dr , San Diego	110	30	TEMP	M	M	F	DM		65.5	DegC
						CADMIUM	S	Q	F	DM		.11	mg/L
									MO		.07	mg/L	
						CHROMIUM	S	Q	F	DM		2.77	mg/L
									MO		1.71	mg/L	
						COPPER	S	Q	F	DM		3.38	mg/L
									MO		2.07	mg/L	
						CYANIDE(T)	S	Q	F	DM		1.2	mg/L
									MO		.65	mg/L	
						LEAD	S	Q	F	DM		.69	mg/L
									MO		.43	mg/L	
						NICKEL	S	Q	F	DM		3.98	mg/L
									MO		2.38	mg/L	
12-0220	02-A	Circle Foods LLC	8411 Siempre Viva Rd , San Diego	110	59,574	PH	S	Q	L	DM	5	12.5	pH
						SILVER	S	Q	F	DM		.43	mg/L
									MO		.24	mg/L	
						TTO(413+433)-P	A	Q	F	DM		2130	ug/L
12-0244	01-C	Harcon Precision Metals Inc	1790 Dornoch Ct , San Diego	110	286	ZINC	S	Q	F	DM		2.61	mg/L
									MO		1.48	mg/L	
						OIL/GREASE	M	M	L	DM		500	mg/L
						PH	M	M	L	DM	5	12.5	pH
12-0244	01-C	Harcon Precision Metals Inc	1790 Dornoch Ct , San Diego	110	286	PH HIGHEST	N		L	DM		12.5	pH
						TEMP	M	M	L	DM		65.5	DegC
						CADMIUM	S	S	F	DM		.11	mg/L
									MO		.07	mg/L	
						CHROMIUM	S	S	F	DM		2.77	mg/L
									MO		1.71	mg/L	
						COPPER	S	S	F	DM		3.38	mg/L
									MO		2.07	mg/L	
						CYANIDE(T)	S	S	F	DM		1.2	mg/L
									MO		.65	mg/L	
						LEAD	S	S	F	DM		.69	mg/L
									MO		.43	mg/L	
						NICKEL	S	S	F	DM		3.98	mg/L
			MO		2.38	mg/L							
PH	S	S	L	DM	5	12.5	pH						
PH HIGHEST	S		L	DM		12.5	pH						
SILVER	S	S	F	DM		.43	mg/L						

SIU Facilities: Regulated Parameters by Connection Treatment Plant 1

Report run on: February 27, 2014 8:33 PM

Facility	Pmt	Name	Address	Conn	Total IW (gpd)	Parmcode	City freq	Self freq	Cat	Period	Lower Limit	Upper Limit	Units				
12-0244	01-C	Harcon Precision Metals Inc	1790 Dornoch Ct , San Diego	110	286	SILVER	S	S	F	MO		.24	mg/L				
						TTO(413+433)-P	A	S	F	DM		2130	ug/L				
						ZINC	S	S	F	DM		2.61	mg/L				
12-0275	01-A	Jensen Meat Company Inc	2550 Britannia Bl Suite 101, San Diego	110	22,288	CHLORIDE	Q	Q	L	DM		1.48	mg/L				
						OIL/GREASE	Q	Q	L	DM		245	mg/L				
						PH	Q	Q	L	DM	12.5	5	pH				
						TFDS	Q	Q	L	DM		1000	mg/L				
						CADMIUM	Q	Q	F	DM		.11	mg/L				
13-0115	05-A	Doncasters GCE Industries	757 Main St , Chula Vista	330	572	CADMIUM	Q	Q	F	DM		.07	mg/L				
						CHROMIUM	Q	Q	F	DM		2.77	mg/L				
						COPPER	Q	Q	F	DM		1.71	mg/L				
						COPPER	Q	Q	F	DM		3.38	mg/L				
						COPPER	Q	Q	F	DM		2.07	mg/L				
						CYANIDE(T)	Q	Q	F	DM		1.2	mg/L				
						CYANIDE(T)	Q	Q	F	DM		.65	mg/L				
						LEAD	Q	Q	F	DM		.69	mg/L				
						LEAD	Q	Q	F	DM		.43	mg/L				
						NICKEL	Q	Q	F	DM		3.98	mg/L				
				NICKEL	Q	Q	F	DM		2.38	mg/L						
				PH	Q	Q	L	DM	5	12.5	pH						
				PH HIGHEST	S		L	DM		12.5	pH						
				SILVER	Q	Q	F	DM		.43	mg/L						
				SILVER	Q	Q	F	DM		.24	mg/L						
				TTO(413+433)-P	A	Q	F	DM		2130	ug/L						
				ZINC	Q	Q	F	DM		2.61	mg/L						
				ZINC	Q	Q	F	DM		1.48	mg/L						
				13-0115	05-A	Doncasters GCE Industries	757 Main St , Chula Vista	410	340	CADMIUM	Q	Q	F	DM		.11	mg/L
										CADMIUM	Q	Q	F	DM		.07	mg/L
CHROMIUM	Q	Q	F							DM		2.77	mg/L				
CHROMIUM	Q	Q	F							DM		1.71	mg/L				
COPPER	Q	Q	F							DM		3.38	mg/L				
COPPER	Q	Q	F							DM		2.07	mg/L				
CYANIDE(T)	Q	Q	F							DM		1.2	mg/L				
CYANIDE(T)	Q	Q	F							DM		.65	mg/L				
LEAD	Q	Q	F							DM		.69	mg/L				
LEAD	Q	Q	F							DM		.43	mg/L				
NICKEL	Q	Q	F	DM		3.98	mg/L										
NICKEL	Q	Q	F	DM		2.38	mg/L										
PH	Q	Q	L	DM	5	12.5	pH										
PH HIGHEST	S		L	DM		12.5	pH										
SILVER	Q	Q	F	DM		.43	mg/L										

SIU Facilities: Regulated Parameters by Connection Treatment Plant 1

Report run on: February 27, 2014 8:33 PM

Page 19

Facility	Pmt	Name	Address	Conn	Total IW (gpd)	Parmcode	City freq	Self freq	Cat	Period	Lower Limit	Upper Limit	Units
13-0115	05-A	Doncasters GCE Industries	757 Main St , Chula Vista	410	340	SILVER	Q	Q	F	MO		.24	mg/L
						TTO(413+433)-P	A	Q	F	DM		2130	ug/L
						ZINC	Q	Q	F	DM		2.61	mg/L
										MO		1.48	mg/L
13-0161	04-A	Rohr Inc dba Goodrich Aerostructures	850 Lagoon Dr , Chula Vista	210	5,240	CADMIUM	Q	Q	F	DM		.03	mg/L
										MO		.02	mg/L
						CHROMIUM	Q	Q	F	DM		.8	mg/L
										MO		.49	mg/L
						COPPER	Q	Q	F	DM		.98	mg/L
										MO		.6	mg/L
						CYANIDE(T)	Q	Q	F	DM		.35	mg/L
										MO		.19	mg/L
						LEAD	Q	Q	F	DM		.2	mg/L
										MO		.12	mg/L
				NICKEL	Q	Q	F	DM		1.15	mg/L		
								MO		.69	mg/L		
				PH	Q	Q	L	DM	5	12.5	pH		
				PH HIGHEST	A		L	DM		12.5	pH		
				SILVER	Q	Q	F	DM		.12	mg/L		
								MO		.07	mg/L		
				TTO(413+433)-P	A	Q	F	DM		616	ug/L		
				ZINC	Q	Q	F	DM		.76	mg/L		
								MO		.43	mg/L		
				250				16,130	CADMIUM	Q	Q	F	DM
									MO		.07	mg/L	
CHROMIUM	Q	Q	F						DM		2.77	mg/L	
									MO		1.71	mg/L	
COPPER	Q	Q	F						DM		3.38	mg/L	
									MO		2.07	mg/L	
CYANIDE(T)	Q	Q	F						DM		1.2	mg/L	
									MO		.65	mg/L	
LEAD	Q	Q	F						DM		.69	mg/L	
									MO		.43	mg/L	
NICKEL	Q	Q	F	DM		3.98	mg/L						
				MO		2.38	mg/L						
PH	Q	Q	L	DM	5	12.5	pH						
PH HIGHEST	A		L	DM		12.5	pH						
SILVER	Q	Q	F	DM		.43	mg/L						
				MO		.24	mg/L						
TTO(413+433)-P	A	Q	F	DM		2130	ug/L						
ZINC	Q	Q	F	DM		2.61	mg/L						
				MO		1.48	mg/L						

SIU Facilities: Regulated Parameters by Connection Treatment Plant 1

Report run on: February 27, 2014 8:33 PM

Facility	Pmt	Name	Address	Conn	Total IW (gpd)	Parmcode	City freq	Self freq	Cat	Period	Lower Limit	Upper Limit	Units
13-0303	04-A	UT; World Oil Marketing Company	685 H St , Chula Vista	100	2,000	BNZ(W/OAGG)	H	H	L	DM		50	ug/L
						BTEX	H	H	L	DM		750	ug/L
						FLOW RATE MAX		M	L	DM		10	gpm
13-0454	05-A	UT; Innovative Environmental Solutions	1330 3rd Av , Chula Vista	100	310	BNZ(W/OAGG)	Q	Q	L	DM		50	ug/L
						BTEX	Q	Q	L	DM		750	ug/L
						FLOW RATE MAX		M	L	DM		10	gpm
14-0034	04-A	Hotel Del Coronado	1500 Orange Av , Coronado	110	29,187	OIL/GREASE	Q	Q	L	DM		500	mg/L
						PH	Q	Q	L	DM	5	12.5	pH
						PH HIGHEST	Q		L	DM		12.5	pH
16-0033	04-A	Garvin Industries	316 Millar Av , El Cajon	110	65	CADMIUM	Q	Q	F	DM		.11	mg/L
									MO		.07	mg/L	
						CHROMIUM	Q	Q	F	DM		2.77	mg/L
									MO		1.71	mg/L	
						COPPER	Q	Q	F	DM		3.38	mg/L
									MO		2.07	mg/L	
						CYANIDE(T)	Q	Q	F	DM		1.2	mg/L
									MO		.65	mg/L	
						LEAD	Q	Q	F	DM		.69	mg/L
									MO		.43	mg/L	
						NICKEL	Q	Q	F	DM		3.98	mg/L
									MO		2.38	mg/L	
						PH	Q	Q	L	DM	5	12.5	pH
SILVER	Q	Q	F	DM		.43	mg/L						
			MO		.24	mg/L							
			TTO(413+433)-P	A	Q	F	DM		2130	ug/L			
			ZINC	Q	Q	F	DM		2.61	mg/L			
							MO		1.48	mg/L			
16-0343	04-A	Vision Systems Inc	1895 Gillespie Wy , El Cajon	110	550	CADMIUM	Q	Q	F	DM		.11	mg/L
									MO		.07	mg/L	
						CHROMIUM	Q	Q	F	DM		2.77	mg/L
									MO		1.71	mg/L	
						COPPER	Q	Q	F	DM		3.38	mg/L
									MO		2.07	mg/L	
						LEAD	Q	Q	F	DM		.69	mg/L
									MO		.43	mg/L	
						NICKEL	Q	Q	F	DM		3.98	mg/L
									MO		2.38	mg/L	
						PH	Q	Q	L	DM	5	12.5	pH
						SILVER	Q	Q	F	DM		.43	mg/L
									MO		.24	mg/L	
			TTO(413+433)-P	A	Q	F	DM		2130	ug/L			
			ZINC	Q	Q	F	DM		2.61	mg/L			

SIU Facilities: Regulated Parameters by Connection Treatment Plant 1

Report run on: February 27, 2014 8:33 PM

Facility	Pmt	Name	Address	Conn	Total IW (gpd)	Parmcode	City freq	Self freq	Cat	Period	Lower Limit	Upper Limit	Units
16-0343	04-A	Vision Systems Inc	1895 Gillespie Wy , El Cajon	110	550	ZINC	Q	Q	F	MO		1.48	mg/L
						CYANIDE(A)	Q	Q	F	DM	.86	mg/L	
16-0348	04-A	Veridiam Inc	1717 Cuyamaca St , El Cajon	110	4,678	AMMONIA	Q	Q	F	DM		20.58	mg/L
									MO	.32	mg/L		
						CADMIUM	Q	Q	F	DM	.34	mg/L	
									MO	.13	mg/L		
						CHROMIUM	Q	Q	F	DM	1.34	mg/L	
									MO	.82	mg/L		
						COPPER	Q	Q	F	DM	1.7	mg/L	
									MO	1.04	mg/L		
						CYANIDE(T)	Q	Q	F	DM	.59	mg/L	
									MO	.32	mg/L		
						FLUORIDE	Q	Q	F	DM	6.24	mg/L	
									MO	2.77	mg/L		
						LEAD	Q	Q	F	DM	.34	mg/L	
									MO	.21	mg/L		
						NICKEL	Q	Q	F	DM	1.93	mg/L	
			MO	1.15	mg/L								
PH	Q	Q	L	DM	5	12.5	pH						
SILVER	Q	Q	F	DM	.22	mg/L							
			MO	.12	mg/L								
TTO(413+433)-P	A	Q	F	DM	1073	ug/L							
ZINC	Q	Q	F	DM	1.3	mg/L							
			MO	.74	mg/L								
16-0520	04-A	GKN Aerospace Chem-tronics Inc	1150 W Bradley Av , El Cajon	110	16,703	CADMIUM	Q	Q	F	DM	.5	mg/L	
									MO	.2	mg/L		
						CHROMIUM	Q	Q	F	DM	2.52	mg/L	
									MO	1.56	mg/L		
						COPPER	Q	Q	F	DM	3.07	mg/L	
									MO	1.88	mg/L		
						CYANIDE(T)	Q	Q	F	DM	1.09	mg/L	
									MO	.59	mg/L		
						LEAD	Q	Q	F	DM	.63	mg/L	
									MO	.39	mg/L		
						NICKEL	Q	Q	F	DM	3.62	mg/L	
									MO	2.17	mg/L		
						PH	Q	Q	L	DM	5	12.5	pH
PH HIGHEST	Q	Q	L	DM	12.5	pH							
SILVER	Q	Q	F	DM	.39	mg/L							
			MO	.22	mg/L								
TTO(413+433)-P	A	Q	F	DM	1938	ug/L							

SIU Facilities: Regulated Parameters by Connection Treatment Plant 1

Report run on: February 27, 2014 8:33 PM

Page 22

Facility	Pmt	Name	Address	Conn	Total IW (gpd)	Parmcode	City freq	Self freq	Cat	Period	Lower Limit	Upper Limit	Units			
16-0520	04-A	GKN Aerospace Chem-tronics Inc	1150 W Bradley Av , El Cajon	110	16,703	ZINC	Q	Q	F	DM		2.37	mg/L			
											MO		1.35	mg/L		
				210	8,001	CADMIUM	Q	Q	F	DM		.67	mg/L			
												MO		.25	mg/L	
						CHROMIUM	Q	Q	F	DM		2.73	mg/L			
												MO		1.69	mg/L	
						COPPER	Q	Q	F	DM		3.33	mg/L			
												MO		2.04	mg/L	
						CYANIDE(T)	Q	Q	F	DM		1.18	mg/L			
												MO		.64	mg/L	
						LEAD	Q	Q	F	DM		.68	mg/L			
												MO		.42	mg/L	
						NICKEL	Q	Q	F	DM		3.93	mg/L			
												MO		2.35	mg/L	
						PH	Q	Q	L	DM		5	12.5	pH		
						PH HIGHEST	Q		L	DM			12.5	pH		
						SILVER	Q	Q	F	DM		.42	mg/L			
												MO		.24	mg/L	
						TTO(413+433)-P	A	Q	F	DM			2101	ug/L		
						ZINC	Q	Q	F	DM			2.57	mg/L		
													MO		1.46	mg/L
							410	630	CADMIUM	Q	Q	F	DM		.66	mg/L
													MO		.25	mg/L
						CHROMIUM	Q	Q	F	DM		2.77	mg/L			
												MO		1.71	mg/L	
						COPPER	Q	Q	F	DM		3.38	mg/L			
												MO		2.07	mg/L	
						CYANIDE(T)	Q	Q	F	DM		1.2	mg/L			
												MO		.65	mg/L	
						LEAD	Q	Q	F	DM		.69	mg/L			
								MO		.43	mg/L					
		NICKEL	Q	Q	F	DM		3.98	mg/L							
								MO		2.38	mg/L					
		PH	Q	Q	L	DM		5	12.5	pH						
		PH HIGHEST	Q		L	DM			12.5	pH						
		SILVER	Q	Q	F	DM		.43	mg/L							
								MO		.24	mg/L					
		TTO(413+433)-P	A	Q	F	DM			2130	ug/L						
		ZINC	Q	Q	F	DM			2.61	mg/L						
									MO		1.48	mg/L				
			420	128	CADMIUM	Q	Q	F	DM		.11	mg/L				
									MO		.07	mg/L				

SIU Facilities: Regulated Parameters by Connection Treatment Plant 1

Report run on: February 27, 2014 8:33 PM

Facility	Pmt	Name	Address	Conn	Total IW (gpd)	Parmcode	City freq	Self freq	Cat	Period	Lower Limit	Upper Limit	Units
16-0520	04-A	GKN Aerospace Chem-tronics Inc	1150 W Bradley Av , El Cajon	420	128	CHROMIUM	Q	Q	F	DM	2.77	1.71	mg/L
									MO	3.38	2.07	mg/L	
						COPPER	Q	Q	F	DM	3.38	2.07	mg/L
									MO	2.07	1.2	.65	mg/L
						CYANIDE(T)	Q	Q	F	DM	1.2	.65	mg/L
									MO	.65	.69	.43	mg/L
						LEAD	Q	Q	F	DM	.69	.43	mg/L
									MO	.43	3.98	2.38	mg/L
						NICKEL	Q	Q	F	DM	3.98	2.38	mg/L
									MO	2.38	.43	.24	mg/L
						SILVER	Q	Q	F	DM	.43	.24	mg/L
									MO	.24	2130	2.61	1.48
				TTO(413+433)-P	A	Q	F	DM	2130	2.61	1.48	mg/L	
				ZINC	Q	Q	F	DM	2.61	1.48	mg/L		
							MO	1.48	.11	.07	mg/L		
				450	306	CADMIUM	Q	Q	F	DM	.11	.07	mg/L
									MO	.07	2.77	1.71	mg/L
						CHROMIUM	Q	Q	F	DM	2.77	1.71	mg/L
									MO	1.71	3.38	2.07	mg/L
						COPPER	Q	Q	F	DM	3.38	2.07	mg/L
									MO	2.07	1.2	.65	mg/L
						CYANIDE(T)	Q	Q	F	DM	1.2	.65	mg/L
									MO	.65	.69	.43	mg/L
						LEAD	Q	Q	F	DM	.69	.43	mg/L
			MO			.43	3.98	2.38	mg/L				
NICKEL	Q	Q	F			DM	3.98	2.38	mg/L				
			MO			2.38	.43	.24	mg/L				
SILVER	Q	Q	F	DM	.43	.24	mg/L						
			MO	.24	2130	2.61	1.48	ug/L					
TTO(413+433)-P	A	Q	F	DM	2130	2.61	1.48	mg/L					
ZINC	Q	Q	F	DM	2.61	1.48	mg/L						
			MO	1.48	.11	.07	mg/L						
460	100	CADMIUM	Q	Q	F	DM	.11	.07	mg/L				
					MO	.07	2.77	1.71	mg/L				
		CHROMIUM	Q	Q	F	DM	2.77	1.71	mg/L				
					MO	1.71	3.38	2.07	mg/L				
		COPPER	Q	Q	F	DM	3.38	2.07	mg/L				
					MO	2.07	1.2	.65	mg/L				
CYANIDE(T)	Q	Q	F	DM	1.2	.65	mg/L						
			MO	.65	.69	.43	mg/L						
LEAD	Q	Q	F	DM	.69	.43	mg/L						
			MO	.43			mg/L						

SIU Facilities: Regulated Parameters by Connection Treatment Plant 1

Report run on: February 27, 2014 8:33 PM

Facility	Pmt	Name	Address	Conn	Total IW (gpd)	Parmcode	City freq	Self freq	Cat	Period	Lower Limit	Upper Limit	Units	
16-0520	04-A	GKN Aerospace Chem-tronics Inc	1150 W Bradley Av , El Cajon	460	100	NICKEL	Q	Q	F	DM	3.98		mg/L	
									MO	2.38	mg/L			
						SILVER	Q	Q	F	DM	.43	mg/L		
									MO	.24	mg/L			
						TTO(413+433)-P	A	Q	F	DM	2130	ug/L		
						ZINC	Q	Q	F	DM	2.61	mg/L		
									MO	1.48	mg/L			
						510	133	CADMIUM	Q	Q	F	DM	.11	mg/L
											MO	.07	mg/L	
								CHROMIUM	Q	Q	F	DM	2.77	mg/L
											MO	1.71	mg/L	
								COPPER	Q	Q	F	DM	3.38	mg/L
									MO	2.07	mg/L			
				CYANIDE(T)	Q			Q	F	DM	1.2	mg/L		
									MO	.65	mg/L			
				LEAD	Q			Q	F	DM	.69	mg/L		
									MO	.43	mg/L			
				NICKEL	Q			Q	F	DM	3.98	mg/L		
									MO	2.38	mg/L			
				SILVER	Q	Q	F	DM	.43	mg/L				
							MO	.24	mg/L					
				TTO(413+433)-P	A	Q	F	DM	2130	ug/L				
				ZINC	Q	Q	F	DM	2.61	mg/L				
							MO	1.48	mg/L					
620	482	CADMIUM	Q	Q	F	DM	.11	mg/L						
					MO	.07	mg/L							
		CHROMIUM	Q	Q	F	DM	2.77	mg/L						
					MO	1.71	mg/L							
		COPPER	Q	Q	F	DM	3.38	mg/L						
					MO	2.07	mg/L							
		CYANIDE(T)	Q	Q	F	DM	1.2	mg/L						
					MO	.65	mg/L							
		LEAD	Q	Q	F	DM	.69	mg/L						
					MO	.43	mg/L							
		NICKEL	Q	Q	F	DM	3.98	mg/L						
					MO	2.38	mg/L							
SILVER	Q	Q	F	DM	.43	mg/L								
			MO	.24	mg/L									
TTO(413+433)-P	A	Q	F	DM	2130	ug/L								
ZINC	Q	Q	F	DM	2.61	mg/L								
			MO	1.48	mg/L									
16-0529	04-A	Triumph Fabrications - San	203 N Johnson Av , El Cajon	110	150	CADMIUM	Q	Q	F	DM	.11		mg/L	

SIU Facilities: Regulated Parameters by Connection Treatment Plant 1

Report run on: February 27, 2014 8:33 PM

Facility	Pmt	Name	Address	Conn	Total IW (gpd)	Parmcode	City freq	Self freq	Cat	Period	Lower Limit	Upper Limit	Units
16-0529	04-A	Triumph Fabrications - San Diego	203 N Johnson Av , El Cajon	110	150	CADMIUM	Q	Q	F	MO	.07		mg/L
						CHROMIUM	Q	Q	F	DM	2.77		mg/L
									MO	1.71		mg/L	
						COPPER	Q	Q	F	DM	3.38		mg/L
									MO	2.07		mg/L	
						CYANIDE(T)	Q	Q	F	DM	1.2		mg/L
									MO	.65		mg/L	
						LEAD	Q	Q	F	DM	.69		mg/L
									MO	.43		mg/L	
						NICKEL	Q	Q	F	DM	3.98		mg/L
									MO	2.38		mg/L	
						PH	Q	Q	L	DM	5	12.5	pH
						SILVER	Q	Q	F	DM	.43		mg/L
									MO	.24		mg/L	
				TTO(413+433)-P	A	Q	F	DM	2130		ug/L		
				ZINC	Q	Q	F	DM	2.61		mg/L		
							MO	1.48		mg/L			
				160	18	CADMIUM	Q	Q	F	DM	.11		mg/L
									MO	.07		mg/L	
						CHROMIUM	Q	Q	F	DM	2.77		mg/L
									MO	1.71		mg/L	
						COPPER	Q	Q	F	DM	3.38		mg/L
									MO	2.07		mg/L	
						CYANIDE(T)	Q	Q	F	DM	1.2		mg/L
									MO	.65		mg/L	
						LEAD	Q	Q	F	DM	.69		mg/L
									MO	.43		mg/L	
						NICKEL	Q	Q	F	DM	3.98		mg/L
			MO			2.38		mg/L					
SILVER	Q	Q	F			DM	.43		mg/L				
			MO			.24		mg/L					
TTO(413+433)-P	A	Q	F	DM	2130		ug/L						
ZINC	Q	Q	F	DM	2.61		mg/L						
			MO	1.48		mg/L							
170	18	CADMIUM	Q	Q	F	DM	.11		mg/L				
					MO	.07		mg/L					
		CHROMIUM	Q	Q	F	DM	2.77		mg/L				
					MO	1.71		mg/L					
		COPPER	Q	Q	F	DM	3.38		mg/L				
			MO	2.07		mg/L							
CYANIDE(T)	Q	Q	F	DM	1.2		mg/L						
			MO	.65		mg/L							

SIU Facilities: Regulated Parameters by Connection Treatment Plant 1

Report run on: February 27, 2014 8:33 PM

Page 26

Facility	Pmt	Name	Address	Conn	Total IW (gpd)	Parmcode	City freq	Self freq	Cat	Period	Lower Limit	Upper Limit	Units
16-0529	04-A	Triumph Fabrications - San Diego	203 N Johnson Av , El Cajon	170	18	LEAD	Q	Q	F	DM	.69		mg/L
									MO	.43		mg/L	
									DM	3.98		mg/L	
									MO	2.38		mg/L	
									DM	.43		mg/L	
									MO	.24		mg/L	
									DM	2130		ug/L	
									DM	2.61		mg/L	
									MO	1.48		mg/L	
16-0727	04-A	UT; Thrifty Oil Company # 420	398 El Cajon Bl , El Cajon	100	200	BNZ(W/OAGG)	Q	Q	L	DM	50		ug/L
						BTEX	Q	Q	L	DM	750		ug/L
						FLOW RATE MAX		M	L	DM	20		gpm
16-0743	01-A	UT; Hargrave Environmental Consulting Inc	1313 N 2nd St , El Cajon	100	21,600	BNZ(W/OAGG)	H	H	L	DM	50		ug/L
						BTEX	H	H	L	DM	750		ug/L
						FLOW RATE MAX		M	L	DM	15		gpm
20-0043	05-A	Hallmark Circuits Inc	13500 Danielson St , Poway	110	37,202	CADMIUM	Q	Q	F	DM	.11		mg/L
									MO	.07		mg/L	
									DM	2.77		mg/L	
									MO	1.71		mg/L	
									DM	3.38		mg/L	
									MO	2.07		mg/L	
									DM	.69		mg/L	
									MO	.43		mg/L	
									DM	3.98		mg/L	
									MO	2.38		mg/L	
									DM	12.5	5	pH	
									DM	12.5		pH	
									DM	.43		mg/L	
									MO	.24		mg/L	
			DM	2130		ug/L							
			DM	2.61		mg/L							
			MO	1.48		mg/L							
				111	12	CYANIDE(A)	Q	Q	F	DM	.86		mg/L
									MO	.32		mg/L	
				112	300	CYANIDE(T)	Q	Q	F	DM	1.2		mg/L
									MO	.65		mg/L	
20-0108	04-B	Valley Metals	13125 Gregg St , Poway	110	1,017	AMMONIA	Q	Q	F	DM	300		mg/L
									MO	132		mg/L	
									DM	.11		mg/L	
									MO	.07		mg/L	
						CHROMIUM	Q	Q	F	DM	1.32		mg/L
									MO	.8		mg/L	

SIU Facilities: Regulated Parameters by Connection Treatment Plant 1

Report run on: February 27, 2014 8:33 PM

Facility	Pmt	Name	Address	Conn	Total IW (gpd)	Parmcode	City freq	Self freq	Cat	Period	Lower Limit	Upper Limit	Units
20-0108	04-B	Valley Metals	13125 Gregg St , Poway	110	1,017	COPPER	Q	Q	F	DM		3.38	mg/L
									MO		2.07	mg/L	
						CYANIDE(T)	Q	Q	F	DM		.76	mg/L
									MO		.4	mg/L	
						FLUORIDE	Q	Q	F	DM		42.8	mg/L
									MO		19	mg/L	
						LEAD	Q	Q	F	DM		.75	mg/L
									MO		.43	mg/L	
						NICKEL	Q	Q	F	DM		1.9	mg/L
									MO		1.15	mg/L	
						PH	Q	Q	L	DM	5	12.5	pH
						PH HIGHEST	Q		L	DM		12.5	pH
						SILVER	Q	Q	F	DM		.43	mg/L
									MO		.24	mg/L	
TTO(413+433)-P	A	Q	F	DM		2130	ug/L						
ZINC	Q	Q	F	DM		2.77	mg/L						
			MO		1.46	mg/L							
20-0109	05-A	L & T Precision Corporation	12105 Kirkham Rd , Poway	120	35	CADMIUM	Q	Q	F	DM		.11	mg/L
									MO		.07	mg/L	
						CHROMIUM	Q	Q	F	DM		2.77	mg/L
									MO		1.71	mg/L	
						COPPER	Q	Q	F	DM		3.38	mg/L
									MO		2.07	mg/L	
						CYANIDE(T)	Q	Q	F	DM		1.2	mg/L
									MO		.65	mg/L	
						LEAD	Q	Q	F	DM		.69	mg/L
									MO		.43	mg/L	
						NICKEL	Q	Q	F	DM		3.98	mg/L
									MO		2.38	mg/L	
						SILVER	Q	Q	F	DM		.43	mg/L
									MO		.24	mg/L	
TTO(413+433)-P	A	Q	F	DM		2130	ug/L						
ZINC	Q	Q	F	DM		2.61	mg/L						
			MO		1.48	mg/L							
20-0122	03-A	K-Tube Corporation	13400 Kirkham Wy , Poway	110	160	CADMIUM	Q	Q	F	DM		.11	mg/L
									MO		.07	mg/L	
						CHROMIUM	Q	Q	F	DM		2.77	mg/L
									MO		1.71	mg/L	
						COPPER	Q	Q	F	DM		3.38	mg/L
									MO		2.07	mg/L	
CYANIDE(T)	Q	Q	F	DM		1.2	mg/L						
			MO		.65	mg/L							

SIU Facilities: Regulated Parameters by Connection Treatment Plant 1

Report run on: February 27, 2014 8:33 PM

Facility	Pmt	Name	Address	Conn	Total IW (gpd)	Parmcode	City freq	Self freq	Cat	Period	Lower Limit	Upper Limit	Units
20-0122	03-A	K-Tube Corporation	13400 Kirkham Wy , Poway	110	160	LEAD	Q	Q	F	DM	.69		mg/L
									MO	.43		mg/L	
						NICKEL	Q	Q	F	DM	3.98		mg/L
									MO	2.38		mg/L	
						PH	Q	Q	L	DM	5	12.5	pH
						PH HIGHEST	Q		L	DM		12.5	pH
						SILVER	Q	Q	F	DM	.43		mg/L
									MO	.24		mg/L	
						TTO(413+433)-P	A	Q	F	DM	2130		ug/L
						ZINC	Q	Q	F	DM	2.61		mg/L
									MO	1.48		mg/L	
				120	1,538	CADMIUM	Q	Q	F	DM	.11		mg/L
									MO	.07		mg/L	
						CHROMIUM	Q	Q	F	DM	2.77		mg/L
									MO	1.71		mg/L	
						COPPER	Q	Q	F	DM	3.38		mg/L
									MO	2.07		mg/L	
						CYANIDE(T)	Q	Q	F	DM	1.2		mg/L
									MO	.65		mg/L	
						LEAD	Q	Q	F	DM	.69		mg/L
									MO	.43		mg/L	
						NICKEL	Q	Q	F	DM	3.98		mg/L
									MO	2.38		mg/L	
PH	Q	Q	L	DM	5	12.5	pH						
PH HIGHEST	Q		L	DM		12.5	pH						
SILVER	Q	Q	F	DM	.43		mg/L						
			MO	.24		mg/L							
TTO(413+433)-P	A	Q	F	DM	2130		ug/L						
ZINC	Q	Q	F	DM	2.61		mg/L						
			MO	1.48		mg/L							
21-0248	04-A	Creative Metal Industries	10039 Prospect Av Suite E, Santee	110	60	CADMIUM	Q	Q	F	DM	.11		mg/L
									MO	.07		mg/L	
						CHROMIUM	Q	Q	F	DM	2.77		mg/L
									MO	1.71		mg/L	
						COPPER	Q	Q	F	DM	3.38		mg/L
									MO	2.07		mg/L	
						CYANIDE(T)	Q	Q	F	DM	1.2		mg/L
									MO	.65		mg/L	
						LEAD	Q	Q	F	DM	.69		mg/L
									MO	.43		mg/L	
						NICKEL	Q	Q	F	DM	3.98		mg/L
									MO	2.38		mg/L	

SIU Facilities: Regulated Parameters by Connection Treatment Plant 1

Report run on: February 27, 2014 8:33 PM

Page 29

Facility	Pmt	Name	Address	Conn	Total IW (gpd)	Parmcode	City freq	Self freq	Cat	Period	Lower Limit	Upper Limit	Units
21-0248	04-A	Creative Metal Industries	10039 Prospect Av Suite E, Santee	110	60	SILVER	Q	Q	F	DM	.43		mg/L
									MO	.24		mg/L	
						TTO(413+433)-P	A	Q	F	DM	2130		ug/L
						ZINC	Q	Q	F	DM	2.61		mg/L
									MO	1.48		mg/L	
21-0252	04-A	Compucraft Industries Inc	8787 Olive Ln , Santee	110	20	CADMIUM	Q	Q	F	DM	.11		mg/L
									MO	.07		mg/L	
						CHROMIUM	Q	Q	F	DM	2.77		mg/L
									MO	1.71		mg/L	
						COPPER	Q	Q	F	DM	3.38		mg/L
									MO	2.07		mg/L	
						CYANIDE(T)	Q	Q	F	DM	1.2		mg/L
									MO	.65		mg/L	
						LEAD	Q	Q	F	DM	.69		mg/L
									MO	.43		mg/L	
				NICKEL	Q	Q	F	DM	3.98		mg/L		
							MO	2.38		mg/L			
				PH	Q	Q	L	DM	5	12.5	pH		
				PH HIGHEST	A		L	DM		12.5	pH		
				SILVER	Q	Q	F	DM	.43		mg/L		
							MO	.24		mg/L			
				TTO(413+433)-P	A	Q	F	DM	2130		ug/L		
				ZINC	Q	Q	F	DM	2.61		mg/L		
							MO	1.48		mg/L			
								120	8	CADMIUM	Q	Q	F
									MO	.07		mg/L	
						CHROMIUM	Q	Q	F	DM	2.77		mg/L
									MO	1.71		mg/L	
						COPPER	Q	Q	F	DM	3.38		mg/L
									MO	2.07		mg/L	
						CYANIDE(T)	Q	Q	F	DM	1.2		mg/L
									MO	.65		mg/L	
						LEAD	Q	Q	F	DM	.69		mg/L
									MO	.43		mg/L	
						NICKEL	Q	Q	F	DM	3.98		mg/L
									MO	2.38		mg/L	
						PH	Q	Q	L	DM	5	12.5	pH
						PH HIGHEST	A		L	DM		12.5	pH
						SILVER	Q	Q	F	DM	.43		mg/L
									MO	.24		mg/L	
						TTO(413+433)-P	A	Q	F	DM	2130		ug/L
						ZINC	Q	Q	F	DM	2.61		mg/L

SIU Facilities: Regulated Parameters by Connection Treatment Plant 1

Report run on: February 27, 2014 8:33 PM

Facility	Pmt	Name	Address	Conn	Total IW (gpd)	Parmcode	City freq	Self freq	Cat	Period	Lower Limit	Upper Limit	Units
21-0252	04-A	Compucraft Industries Inc	8787 Olive Ln , Santee	120	8	ZINC	Q	Q	F	MO		1.48	mg/L
21-0302	04-A	UT; Thrifty Oil Company # 113	1525 N Magnolia Av , El Cajon	100	2,880	BNZ(W/OAGG)	Q	Q	L	DM		50	ug/L
						BTEX	Q	Q	L	DM		750	ug/L
						FLOW RATE MAX		M	L	DM		20	gpm
21-0329	01-A	UT; Wing Avenue Flood Control Improvement Project	4218 Wing Av , El Cajon	100	30,000	BNZ(W/OAGG)	N	M	L	DM		50	ug/L
						BTEX	N	M	L	DM		750	ug/L
						FLOW RATE MAX		M	L	DM		50	gpm
34-0070	03-A	Golden State Metal Finishing	2737 Via Orange Wy , Spring Valley	110	350	CADMIUM	Q	Q	F	DM		.11	mg/L
										MO		.07	mg/L
						CHROMIUM	Q	Q	F	DM		2.77	mg/L
										MO		1.71	mg/L
						COPPER	Q	Q	F	DM		3.38	mg/L
										MO		2.07	mg/L
						CYANIDE(T)	Q	Q	F	DM		1.2	mg/L
										MO		.65	mg/L
						LEAD	Q	Q	F	DM		.69	mg/L
										MO		.43	mg/L
						NICKEL	Q	Q	F	DM		3.98	mg/L
										MO		2.38	mg/L
						PH	Q	Q	L	DM	5	12.5	pH
						SILVER	Q	Q	F	DM		.43	mg/L
										MO		.24	mg/L
						TTO(413+433)-P	A	Q	F	DM		2130	ug/L
						ZINC	Q	Q	F	DM		2.61	mg/L
										MO		1.48	mg/L
36-0001	02-A	Otay Mesa Energy Center LLC	606 De La Fuente Ct , San Diego	110	43,000	CHROMIUM	Q	Q	F	DM		.2	mg/L
						OIL/GREASE	Q	Q	L	DM		500	mg/L
						PH	Q	Q	L	DM	5	12.5	pH
						PH HIGHEST	N		L	DM		12.5	pH
						TDS	S	Q	L	DM		2000	mg/L
						ZINC	Q	Q	F	DM		1	mg/L
				140	22	COPPER	S	S	F	DM		1	mg/L

SIU Facilities Federal Category, Process, and Pretreatment Technology by Connection Treatment Plant 1

Report run on: February 5, 2014 4:32 PM

Page 1

Facility	Permit	Name	IW Discharged (gpd)	Conn	Principle Process	Federal/Local	CFR Part	CFR Section	Order	Pre Treat Code				
02-0112	04-A	University of California San Diego	280,608	100	Overview - Muir & Revelle Colleges	Local	132		1	HAUL				
									2	ZERO				
									3	SOURCE				
									4	1CRC				
									120	Zero Discharge Metal Finishing	Local		1	HAUL
													2	ZERO
									200	Overview - Med School	Local	132	1	HAUL
													2	SOURCE
													3	1CRC
									300	Overview - North Campus	Local	132	1	HAUL
													2	SOURCE
													3	1CRC
													4	DIVRTA
									400	Overview - East Campus	Local	132	1	HAUL
													2	SOURCE
								3	1CRC					
				500	Stein Clinical Sciences	Local	132	1	HAUL					
								2	SOURCE					
								3	1CRC					
02-0332	05-A	Pall Filtration & Separations Group Inc	67,475	100	Sewer Lateral	Local			1	SOURCE				
				110	Membrane Mfg	Local								
02-0439	01-A	PrimaPharm Inc	180	100	Pharm Mfg & Sanitary Waste	Federal	439	.46	1	SOURCE				
									2	HAUL				
02-0505	04-A	Curtis Technology Inc	4	100	Chem Milling	Federal	433	.17	1	PH				
									2	SETTLE				
									3	HAUL				
									4	SD-FP				
02-0518	04-A	Suneva Medical Inc	1,790	100	Sewer Lateral	Local	132		1	SOURCE				
									2	HAUL				
									3	PH				
				110	Pharmaceutical Manufacturing	Federal	439	.27	1	SOURCE				
							439	.47	2	HAUL				
									3	PH				

SIU Facilities Federal Category, Process, and Pretreatment Technology by Connection Treatment Plant 1

Report run on: February 5, 2014 4:32 PM

Page 2

Facility	Permit	Name	IW Discharged (gpd)	Conn	Principle Process	Federal/Local	CFR Part	CFR Section	Order	Pre Treat Code
02-0582	05-B	The Argen Corporation	194	110	Precious Metals Forming	Federal	471	.45	1	SETTLE
									2	PH
									3	FILT-O
									4	ADS-C
									5	IX
02-0761	04-A	Pacira Pharmaceuticals Inc	4,847	120	Pharm Mfg	Federal	439	.47	1	PH
02-0762	04-A	Pacira Pharmaceuticals Inc	3,535	110	Pharmaceutical mfg	Federal	439	.47	1	SPAR-A
									2	PH
02-1098	01-A	UT; TRS Group Inc	72,000	100	groundwater	Local	101		1	EVAP
									2	FILT-O
									3	FLOC
									4	PH
									5	HAUL
02-1136	01-A	Vanguard Space Technologies Inc	17	110	Clean / Etch	Federal	433	.17	1	PH
				120	Chem film	Local			1	ZERO
									2	HAUL
03-0115	05-A	ATK Space Systems	240	100	Zero Disch Cert for Core MF ops	Local			1	RECYL
									2	HAUL
				200	Solvent Certification - Bldg 4/7 Labs	Local			1	HAUL
				410	Abrasive Jet Machining	Federal	433	.17	1	CENT
									2	UF
03-0717	06-A	Action Powder Coating LLC	2,181	110	Coating / cleaning	Federal	433	.17	1	EQUAL
									2	SETTLE
03-0722	06-A	Thermal Management Solutions dba Santier	197	110	Metal Finishing / Surface Treatment	Federal	433	.17	1	BATCH
							471	.45	2	P&S
							471	.55	3	COAG
									4	FLOC
									5	SD-FP
									6	FILT
									7	EVAP
									8	HAUL
									9	IX
									10	RECYL

SIU Facilities Federal Category, Process, and Pretreatment Technology by Connection Treatment Plant 1

Report run on: February 5, 2014 4:32 PM

Page 3

Facility	Permit	Name	IW Discharged (gpd)	Conn	Principle Process	Federal/Local	CFR Part	CFR Section	Order	Pre Treat Code
03-0722	06-A	Thermal Management Solutions dba Santier	197	220	Precious / Refractory Metal Forming	Local	471	.45	1	EVAP
							471	.55	2	ZERO
03-0920	04-A	A to Z Metal Finishing	536	110	Metal Finishing	Federal	433	.17	1	PH
									2	BATCH
									3	P&S
									4	CR
03-1017	02-A	Anocote Metal Finishing	94	110	Etch, anodize, cleaning rinses	Federal	433	.17	1	PH
									2	EQUAL
04-0489	01-A	UT; HPS Mechanical Inc	1,008,000	100	Nickel & zinc plating, coating	Local			1	HAUL
				200	Construction dewatering	Local	101		1	SETTLE
				300	Dewater MH301	Local	101		1	SETTLE
				400	Dewater MH4	Local	101		1	SETTLE
				500	Dewater MH71	Local	101		1	SETTLE
				600	Dewater MH107	Local	101			
				700	Dewater MH273	Local	101		1	SETTLE
				800	Dewater MH11	Local	101		1	SETTLE
				900	Dewater MH27	Local	101		1	SETTLE
					Dewater MH377	Local	101			
05-0684	05-A	Allermed Laboratories Inc	100	130	Glassware Washing/Sterile Prep	Federal	439	.46		
				140	Glassware Washing/Extraction Area	Federal	439	.46		
				150	Media Prep/Tube Washing	Federal	439	.26		
05-0985	03-D	Chromalloy San Diego	50	100	Sewer Lateral	Local	100			
				130	FPI testing	Federal	433	.17		
05-0997	04-A	TTM Printed Circuit Group Inc	6,861	220	PCB Manufacturing	Federal	433	.17	1	BATCH
									2	IX
									3	EW
									4	EQUAL
									5	PH
				221	Gold Electro Plating	Federal	433	.17	1	REC
									2	IX
				222	Immersion Gold	Federal	433	.17	1	REC
									2	IX

SIU Facilities Federal Category, Process, and Pretreatment Technology by Connection Treatment Plant 1

Report run on: February 5, 2014 4:32 PM

Page 4

Facility	Permit	Name	IW Discharged (gpd)	Conn	Principle Process	Federal/Local	CFR Part	CFR Section	Order	Pre Treat Code
05-0997	04-A	TTM Printed Circuit Group Inc	6,861	230	Film Developing	Local	130		1	HAUL
05-1019	04-A	USN;Marine Corps Air Station Miramar	18,818	100	Aircraft maintenance	Local	130		1	DIVRTA
							132		2	ELBOW
							134		3	SETTLE
									4	HAUL
05-1081	04-A	UT; Circle K Stores Inc	840	100	Groundwater Remediation (F/P)	Local	101		1	SPAR-A
									2	FILT-O
									3	ADS-C
06-0026	05-A	Cubic Defense Applications Inc	360	100	main lateral - Bldg 1	Local				
				150	wave soldering	Federal	433	.15		
				160	deburring / cleaning / silkscreening	Federal	433	.15		
				170	testing	Federal	433	.15		
06-0058	05-A	Kyocera America Inc	43,590	130	Ni plating, cleaning	Federal	433	.17	1	FLOC
									2	THCK-G
									3	SD-FP
									4	FILT
									5	PH
									6	UF
				131	Au plating, stripping	Federal	433	.17	1	CN
									2	PH
									3	FLOC
				140	Alk soap clean, SCA Dicing, Flip Chip	Federal	433	.17	1	PH
06-0267	06-A	Hamilton Sundstrand dba Pratt & Whitney AeroPower	475	110	Metal Cleaning / Etching	Federal	433	.17	1	SETTLE
									2	UF
									3	PH
									4	ADS-C
									5	IX
				210	Vault dewatering	Local				
07-0171	04-A	UT; Thrifty Oil Company # 419	1,400	100	Groundwater Remediation (F/P)	Local	101		1	FILT-O
									2	ADS-C
									3	O/W
08-0008	05-B	UT; USN NAVSUP FLC Fuel Point San Diego	130,634	210	Fuel recovery with ground remediation	Local	101		1	SETTLE
									2	O/W

SIU Facilities Federal Category, Process, and Pretreatment Technology by Connection Treatment Plant 1

Report run on: February 5, 2014 4:32 PM

Page 5

Facility	Permit	Name	IW Discharged (gpd)	Conn	Principle Process	Federal/Local	CFR Part	CFR Section	Order	Pre Treat Code
08-0008	05-B	UT; USN NAVSUP FLC Fuel Point San Diego	130,634	210					3	DAF+C
08-0009	06-C	USN;Naval Submarine Base	35,576	100	SUBASE industrial & sanitary wastewater	Local	134			
				130	NDT X-Ray	Local	130		1	HAUL
				170	Bilge / hydroblast	Local	134		1	O/W
									2	EMUL-C
									3	PH
									4	P&S
									5	DAF
									6	SD-FP
									7	HOLD
				500	SUBASE(Naval Health) /FISC/SPAWAR Oview	Local	132			
08-0018	05-A	USN;Naval Base Coronado - NASNI	34,167	100	NASNI Pump Station	Local	134			
				120	IWTP @ NASNI	Federal	433	.17	1	BATCH
									2	CHOX-O
									3	CR
									4	P&S
									5	PH
									6	SAND
									7	ADS-C
									8	SD-BF
									9	HAUL
				123	CN Treatment @ IWTP	Federal	433	.17	1	CN
				140	Engine Test Cell Cleaning	Federal	433	.15	1	ELBOW
				150	Oil Recovery Plant	Federal	433	.17	1	EQUAL
									2	O/W
									3	PPT
									4	DAF
									5	SD-FP
				160	Hydrostatic testing	Federal	433	.15		
				180	Pump/valve/hose testing	Federal	433	.17		

SIU Facilities Federal Category, Process, and Pretreatment Technology by Connection Treatment Plant 1

Report run on: February 5, 2014 4:32 PM

Page 6

Facility	Permit	Name	IW Discharged (gpd)	Conn	Principle Process	Federal/Local	CFR Part	CFR Section	Order	Pre Treat Code
08-0018	05-A	USN;Naval Base Coronado - NASNI	34,167	190	Aircraft Test Pad Cleaning	Federal	433	.15	1	O/W
				799	Groundwater remediation	Local			1	ELBOW
08-0589	01-A	UT; PK Mechanical Systems Inc	288,000	100	Construction Dewatering	Local	101		1	SETTLE
									2	FILT-O
									3	ADS-C
09-0001	05-A	Alsco Inc	45,908	100	Commercial Laundry	Local	133		1	SETTLE
									2	EQUAL
									3	SCREEN
									4	ELBOW
11-0016	05-A	USN;Naval Base San Diego	58,566	100	USN8 SWW: Piers 6, 7, 8 & Mole Pier	Local	134			
				200	Medical/Dental Clinics, Gym	Local				
				300	Auto Hobby Shop	Local			1	ELBOW
									2	SETTLE
									3	HAUL
				400	Steam Plant, Vehicle Maint	Local			1	ELBOW
									2	RECYL
									3	HOLD
									4	HAUL
				500	Steam Clean, Hydrotest, Hydroblast	Local			1	ELBOW
									2	SETTLE
									3	HAUL
				600	NEX Car Wash; Engine cleaning	Local			1	ELBOW
									2	SETTLE
									3	HAUL
				799	Vault dewatering	Local				
				810	USN6 SWW: Piers 1 & 2, Quay Wall	Local	134			
				820	USN7 SWW: Piers 3, 4, 5, Graving Dock	Local	134		1	HOLD
				830	NC4M SWW: Piers 10, 12, 13	Local	134			
				850	Treated Bilgewater	Local	134		1	SCREEN
									2	EQUAL
									3	O/W
									4	PLATE

SIU Facilities Federal Category, Process, and Pretreatment Technology by Connection Treatment Plant 1

Report run on: February 5, 2014 4:32 PM

Page 7

Facility	Permit	Name	IW Discharged (gpd)	Conn	Principle Process	Federal/Local	CFR Part	CFR Section	Order	Pre Treat Code
11-0016	05-A	USN;Naval Base San Diego	58,566	850					5	PPT
									6	DAF
									7	THCK-G
									8	SD-FP
									9	HAUL
				900	Fire Fighting School	Local			1	SAND
11-0024	05-A	Southern California Plating Company Inc	1,292	110	Anodize/chromate/phosphate	Federal	433	.17	1	CR
									2	PH
									3	FLOC
									4	SETTLE
									5	SD-FP
									6	HAUL
11-0032	04-B	Angelica Textile Services	49,416	110	Commercial Laundry	Local	133		1	LINT
									2	PH
11-0051	05-A	General Dynamics NASSCO	14,663	200	Bilge/Ballast (not thru 310)	Local	120		1	SETTLE
									2	O/W
				300	Overview - West End of Yard	Local				
				310	WWTF Effluent	Federal	433	.17	1	O/W
									2	PH
									3	DAF
									4	COAG
									5	SD-FP
									6	HAUL
				600	Overview - East End of Yard	Local				
				620	VTC Separator	Local			1	SETTLE
									2	O/W
				630	Film Processing	Local	130		1	ERU+1
				798	Stormwater	Local				
				799	Seawater	Local				
11-0189	05-A	Cintas Corporation	26,594	110	Industrial Laundering	Local	133		1	SD-FP
									2	O/W
									3	SETTLE
									4	FLOC

SIU Facilities Federal Category, Process, and Pretreatment Technology by Connection Treatment Plant 1

Report run on: February 5, 2014 4:32 PM

Page 8

Facility	Permit	Name	IW Discharged (gpd)	Conn	Principle Process	Federal/Local	CFR Part	CFR Section	Order	Pre Treat Code
11-0189	05-A	Cintas Corporation	26,594	110					5	PH
									6	HAUL
11-0272	04-A	Major Scientific Industries	8	110	PCB Manufacturing	Federal	433	.17	1	FILT-O
									2	SETTLE
									3	PH
									4	P&S
									5	HAUL
									6	SOURCE
11-0398	05-A	Unifirst Corporation	26,194	110	Industrial Laundry	Local	133		1	SCREEN
									2	SETTLE
									3	LINT
									4	EMUL-C
									5	O/W
									6	PH
									7	HAUL
11-0444	04-B	CP Kelco	673,257	430	R&D Pilot Plant	Local	199		1	EQUAL
									2	PH
				799	Storm Water	Local				
				800	Kelco SBP & Cogen Plant	Local			1	PH
									2	EQUAL
11-0526	03-A	UT; Thrifty Oil Company # 096	1,120	100	GW remediation: gas w/FP	Local	101		1	O/W
									2	FILT-O
									3	ADS-C
11-0534	02-A	UT; City of San Diego - Storm Water Dept	400,960	100	two westernmost pits	Local				
				110	southwest corner pit	Local	101		1	SETTLE
									2	FILT-O
									3	ADS-C
				120	northwest corner pit	Local	101		1	SETTLE
									2	FILT-O
									3	ADS-C
				210	southeast corner pit	Local	101		1	SETTLE
									2	FILT
									3	ADS-C

SIU Facilities Federal Category, Process, and Pretreatment Technology by Connection Treatment Plant 1

Report run on: February 5, 2014 4:32 PM

Page 9

Facility	Permit	Name	IW Discharged (gpd)	Conn	Principle Process	Federal/Local	CFR Part	CFR Section	Order	Pre Treat Code
11-0534	02-A	UT; City of San Diego - Storm Water Dept	400,960	220	northeast corner pit	Local	101		1	SETTLE
									2	FILT
									3	ADS-C
11-0539	03-A	UT; G & M Oil Company	1,901	100	Groundwater	Local	101		1	FILT-O
									2	ADS-C
11-0559	01-A	UT; SCS Engineers Inc	14,400	100	Groundwater Remediation	Local	101		1	O/W
									2	FILT-O
									3	ADS-C
11-0563	01-A	San Diego Bay Enviro Restoration Fund South Trust	288,000	100	Dredging Decant Water	Local			1	SETTLE
11-0566	01-A	UT; West Tech	14,400	100	Construction Dewatering	Local	101		1	ADS-C
									2	SETTLE
									3	FILT
									4	FILT-O
12-0038	04-B	RJ Donovan Correctional Facility	48,948	100	Prison Sewer Main	Local	133		1	GREASE
									2	GRIND
									3	SCREEN
12-0065	03-C	Emerald Textiles LLC	67,703	110	Commercial Laundry	Local	133		1	LINT
									2	SETTLE
									3	HAUL
12-0144	04-A	AP Precision Metals	75	110	Metal Coating (Iron Phosphating)	Federal	433	.17	1	SETTLE
12-0154	03-A	Heinz Frozen Foods	62,411	110	Food Manufacturing	Local	137		1	EQUAL
									2	SCREEN
									3	DAF+C
									4	GREASE
									5	HAUL
12-0202	03-A	Spec-Built Systems Inc	30	110	Iron Phosphating	Federal	433	.17	1	SETTLE
									2	RECYL
									3	PH
12-0220	02-A	Circle Foods LLC	59,574	110	Food manufacturing	Local	137		1	EQUAL
									2	SCREEN
									3	DAF+C
									4	SD-FP

SIU Facilities Federal Category, Process, and Pretreatment Technology by Connection Treatment Plant 1

Report run on: February 5, 2014 4:32 PM

Page 10

Facility Permit	Name	IW Discharged (gpd)	Conn	Principle Process	Federal/Local	CFR Part	CFR Section	Order	Pre Treat Code	
12-0244 01-C	Harcon Precision Metals Inc	286	110	Chemical conversion coating & water Jet	Federal	433	.17	1	PH	
								2	MIXER	
								3	SETTLE	
								4	HAUL	
								5	EVAP	
13-0115 05-A	Doncasters GCE Industries	913	200	Bldg 2 Lateral, 1887 Nirvana Av	Local			1	ZERO	
								2	HAUL	
			300	Bldg 3 Lateral, 757 Main St	Local	130	433	.17	1	ERU+1
									2	HAUL
			330	Dye Pen / Vibra Clean	Federal	433	.17	1	SETTLE	
								2	IX	
								3	FILT-O	
			410	Dye Pen / Water Jet Cutting	Federal	433	.17	1	SETTLE	
								2	IX	
								3	FILT-O	
4	O/W									
5	HAUL									
13-0161 04-A	Rohr Inc dba Goodrich Aerostructures	21,430	210	Tumble / Hydro Test / Cool	Federal	433	.17	1	1CRC	
								250	Metal Finishing & Stormwater	Federal
			2	CR						
			3	PH						
			4	P&S						
			5	UF						
			6	SD-FP						
			7	HAUL						
			8	RECYL						
			9	HOLD						
13-0303 04-A	UT; World Oil Marketing Company	2,000	700	Sewer Lateral w/CT Bleed	Local	101				
			100	Groundwater remediation	Local			1	SETTLE	
								2	ADS-C	
13-0454 05-A	UT; Innovative Environmental Solutions	310	100	GW remediation: gas w/FP	Local	101		1	SETTLE	
								2	O/W	

SIU Facilities Federal Category, Process, and Pretreatment Technology by Connection Treatment Plant 1

Report run on: February 5, 2014 4:32 PM

Page 11

Facility	Permit	Name	IW Discharged (gpd)	Conn	Principle Process	Federal/Local	CFR Part	CFR Section	Order	Pre Treat Code
13-0454	05-A	UT; Innovative Environmental Solutions	310	100					3	FILT-O
									4	ADS-C
14-0034	04-A	Hotel Del Coronado	29,187	110	Commercial laundry	Local			1	SCREEN
									2	EQUAL
16-0033	04-A	Garvin Industries	65	110	Cleaning/Fe Phosphating	Federal	433	.17	1	PH
16-0343	04-A	Vision Systems Inc	550	110	Etch / Chemfilm	Federal	433	.17	1	PH
									2	P&S
									3	FILT-O
				111	Chemfilm	Federal	433	.17	1	CN
									2	CR
									3	PPT
									4	FILT-O
16-0348	04-A	Veridiam Inc	4,758	110	Metal Forming/Cleaning	Federal	433	.15	1	EQUAL
							433	.17	2	PH
							468	.15	3	P&S
							471	.35	4	SD-FP
							471	.65	5	RECYL
							471	.95	6	BATCH
									7	HAUL
				120	X-ray Processing	Local	130		1	ERU+2
16-0520	04-A	GKN Aerospace Chem-tronics Inc	26,826	110	Chem Mill, Caustic Clean	Federal	130		1	EQUAL
							433	.15	2	FLOC
							433	.17	3	P&S
									4	PH
				210	Clean, Dye Pen, Tumble	Federal	130		1	EQUAL
							433	.15	4	PH
							433	.17		
				410	Chembrite	Federal	433	.15	1	PH
							433	.17		
				420	Steam Cleaning	Federal	433	.17	1	SETTLE
									2	ELBOW
				430	X-Ray Processing	Local	130		1	RECOV
				450	Bldg 5 Steam Clean, Dye Pen	Federal	433	.17	1	ELBOW

SIU Facilities Federal Category, Process, and Pretreatment Technology by Connection Treatment Plant 1

Report run on: February 5, 2014 4:32 PM

Page 12

Facility	Permit	Name	IW Discharged (gpd)	Conn	Principle Process	Federal/Local	CFR Part	CFR Section	Order	Pre Treat Code
16-0520	04-A	GKN Aerospace Chem-tronics Inc	26,826	460	Dye Penetrant Test	Federal	433	.17		
					510 Bldg 8 Dye Pen	Federal	433	.17		
					520 Alodining	Local			1	ZERO
					620 Bldg9 Water Jet Cutting	Federal	433	.17	1	FILT-O
16-0529	04-A	Triumph Fabrications - San Diego	232	100	Building Lateral	Local	130			
					110 Metal Finishing	Federal	433	.17	1	SETTLE
									2	PH
									3	PPT
					130 Plaster Mold / Pan Wash	Local				
					160 Dye Pen (FPI #2,#3)	Federal	433	.17		
16-0727	04-A	UT; Thrifty Oil Company # 420	200	100	Groundwater remediation	Local	101		1	ELBOW
									2	FILT-O
									3	ADS-C
16-0743	01-A	UT; Hargrave Environmental Consulting Inc	21,600	100	Groundwater Remediation	Local	101		1	FILT-O
									2	ADS-C
20-0043	05-A	Hallmark Circuits Inc	37,202	110	PC Board Manufacturing	Federal	433	.17	1	IX
									2	EW
									3	BATCH
									4	RECYL
									5	PH
									6	FLOC
									7	FILT-O
									8	SD-FP
									9	HAUL
									111 Gold Tab Plating	Federal
20-0108	04-B	Valley Metals	1,440	110	Immersion Gold Plating and Tip	Federal	433	.17	1	RECYL
					Metal Forming/Finishing	Federal	433	.17	1	UF
									2	FILT
									3	PH
									4	P&S
								5	O/W	

SIU Facilities Federal Category, Process, and Pretreatment Technology by Connection Treatment Plant 1

Report run on: February 5, 2014 4:32 PM

Page 13

Facility Permit	Name	IW Discharged (gpd)	Conn	Principle Process	Federal/Local	CFR Part	CFR Section	Order	Pre Treat Code								
20-0108 04-B	Valley Metals	1,440	110					6	SETTLE								
								8	SPAR-A								
								9	DEAD								
								10	RECYL								
								11	PPT-F								
								12	HAUL								
								1	RECOV								
								2	3CRC								
								20-0109 05-A	L & T Precision Corporation	35	100	Sewer Lateral	Local			1	HAUL
																2	EVAP
								20-0122 03-A	K-Tube Corporation	1,738	110	120	Silkscreen Cleaning	Federal	433	.17	
												110	Pressure Washing	Federal	433	.17	1
120	Tube Manufacturing	Federal	433	.17	1	FILT-O											
21-0248 04-A	Creative Metal Industries	60	110	Silkscreen Cleaning	Federal	433	.17										
				120	Etching & Coating (Zero Discharge)	Local	100		1	HAUL							
21-0252 04-A	Compucraft Industries Inc	28	100	Zero discharge Cr wastewater	Local			1	ZERO								
				110	Metalfinishing	Federal	433	.17	1	PH							
				120	Fabrication/Machining	Federal	433	.17									
21-0302 04-A	UT; Thrifty Oil Company # 113	2,880	100	GW Remediation: gas w/FP	Local	101		1	SETTLE								
								2	ADS-C								
								3	FILT-O								
21-0329 01-A	UT; Wing Avenue Flood Control Improvement Project	30,000	100	Construction Dewatering	Local	101		1	FILT-O								
								2	SETTLE								
								3	ADS-C								
33-0044 02-A	Coating Services Group LLC	37	110	MF assoc process rinses	Federal	433	.17	1	HAUL								
34-0070 03-A	Golden State Metal Finishing	350	110	Treated MF Rinses	Federal	433	.17	1	PH								
				120	Ni Seal / Black Dye / Chemfilm	Local			1	ZERO							
				2	HAUL												
36-0001 02-A	Otay Mesa Energy Center LLC	43,032	110	WetSac blowdown + OWS	Federal	423	.17	1	SETTLE								
				2	PH												
			120	PCB zero discharge	Federal	423	.17	1	ZERO								

SIU Facilities Federal Category, Process, and Pretreatment Technology by Connection Treatment Plant 1

Report run on: February 5, 2014 4:32 PM

Page 14

Facility	Permit	Name	IW Discharged (gpd)	Conn	Principle Process	Federal/ Local	CFR Part	CFR Section	Order	Pre Treat Code
36-0001	02-A	Otay Mesa Energy Center LLC	43,032	140	Turbine washing	Federal	423	.17	1	SETTLE

74

Inspections Performed

IU #	Industry	Inspection Type	Inspection Date
02-0112	University of California San Diego	Rainwater Diversion Inspection	07-Nov-13
		Annual/Renewal Inspection	07-Nov-13
		Sewer Surcharge Inspection	07-Nov-13
02-0332	Pall Filtration & Separations Group Inc	Stormwater Inspection - SWPPP Reviewec	17-Jul-13
		Sewer Surcharge Inspection	17-Jul-13
		Annual/Renewal Inspection	17-Jul-13
02-0439	PrimaPharm Inc	Annual/Renewal Inspection	25-Jun-13
		Sewer Surcharge Inspection	25-Jun-13
		Stormwater Inspection	25-Jun-13
02-0485	Quantum Design Inc	Annual/Renewal Inspection	14-Jun-13
		Stormwater Inspection	14-Jun-13
02-0505	Curtis Technology Inc	Annual/Renewal Inspection	30-May-13
		Stormwater Inspection	30-May-13
02-0518	Suneva Medical Inc	Annual/Renewal Inspection	26-Mar-13
		Stormwater Inspection	26-Mar-13
02-0582	The Argen Corporation	Annual/Renewal Inspection	19-Sep-13
		Sewer Surcharge Inspection	19-Sep-13
		Stormwater Inspection	19-Sep-13
02-0761	Pacira Pharmaceuticals Inc	Annual/Renewal Inspection	12-Dec-13
		Stormwater Inspection	12-Dec-13
02-0762	Pacira Pharmaceuticals Inc	Stormwater Inspection - SWPPP Reviewec	12-Dec-13
		Annual/Renewal Inspection	12-Dec-13
02-1096	UT; Orion Construction	Inactivation Request - Site Visit	13-Mar-13
02-1098	UT; TRS Group Inc	Initial Inspection	22-Feb-13
		Site Visit not elsewhere classified	26-Jun-13
		Inactivation Request - Site Visit	27-Sep-13
02-1119	UT; Caltrans 11-2t0404 Project ID 1100000446	Inactivation Request - Site Visit	27-Sep-13
		Initial Inspection	16-Jul-13
		Site Visit not elsewhere classified	15-Oct-13
02-1136	Vanguard Space Technologies Inc	Stormwater Inspection	15-Oct-13
		Site Visit not elsewhere classified	07-Mar-13
		Stormwater Inspection - SWPPP Reviewec	14-Feb-13
		Annual/Renewal Inspection	14-Feb-13
03-0115	ATK Space Systems	Sewer Surcharge Inspection	14-Feb-13
		Annual/Renewal Inspection	18-Sep-13
		Stormwater Inspection	18-Sep-13
03-0717	Action Powder Coating LLC	Annual/Renewal Inspection	18-Sep-13
		Stormwater Inspection	18-Sep-13
		Annual/Renewal Inspection	14-Nov-13
03-0722	Thermal Management Solutions dba Santier	Site Visit not elsewhere classified	19-Mar-13
		Sewer Surcharge Inspection	14-Nov-13
		Site Visit not elsewhere classified	29-Jan-13
		Site Visit not elsewhere classified	06-Dec-13
		Annual/Renewal Inspection	14-Nov-13
03-0920	A to Z Metal Finishing	Compliance Inspection	25-Jun-13
		Annual/Renewal Inspection	24-Oct-13
		Stormwater Inspection	24-Oct-13
03-1017	Anocote Metal Finishing	Annual/Renewal Inspection	17-Dec-13
		Stormwater Inspection	17-Dec-13
04-0485	UT; Ortiz Corporation	Inactivation Request - Site Visit	16-Oct-13
		Site Visit not elsewhere classified	27-Jun-13
		Site Visit not elsewhere classified	05-Aug-13

Inspections Performed

IU #	Industry	Inspection Type	Inspection Date
04-0489	UT; HPS Mechanical Inc	Initial Inspection	12-Dec-13
05-0684	Allermed Laboratories Inc	Annual/Renewal Inspection	20-Nov-13
		Stormwater Inspection	20-Nov-13
05-0985	Chromalloy San Diego	Annual/Renewal Inspection	20-Jun-13
		Site Visit not elsewhere classified	20-Mar-13
		Sewer Surcharge Inspection	20-Jun-13
		Stormwater Inspection by City Contractor	01-Apr-13
05-0997	TTM Printed Circuit Group Inc	Stormwater Inspection - SWPPP Reviewec	31-Oct-13
		Annual/Renewal Inspection	30-Oct-13
		Sewer Surcharge Inspection	30-Oct-13
05-1019	USN;Marine Corp Air Station Miramar	Rainwater Diversion Inspection	23-Jan-13
	USN;Marine Corps Air Station Miramar	Annual/Renewal Inspection	23-Jan-13
05-1081	UT; Circle K Stores Inc	Annual/Renewal Inspection	16-Oct-13
05-1221	UT; ARB Inc	Initial Inspection	15-Apr-13
		Inactivation Request - Site Visit	19-Sep-13
		Site Visit not elsewhere classified	30-Jul-13
		Site Visit not elsewhere classified	19-Sep-13
06-0026	Cubic Defense Applications Inc	Annual/Renewal Inspection	24-Jul-13
		Stormwater Inspection by City Contractor	20-Mar-13
		Sewer Surcharge Inspection	24-Jul-13
06-0058	Kyocera America Inc	Annual/Renewal Inspection	20-Feb-13
		Sewer Surcharge Inspection	20-Feb-13
		Stormwater Inspection	20-Feb-13
06-0267	Hamilton Sundstrand dba Pratt & Whitney AeroPower	Stormwater Inspection - SWPPP Reviewec	12-Sep-13
		Sewer Surcharge Inspection	12-Sep-13
		Annual/Renewal Inspection	12-Sep-13
07-0171	UT; Thrifty Oil Company # 419	Annual/Renewal Inspection	17-Oct-13
		Site Visit not elsewhere classified	24-Oct-13
07-0182	UT; LH Woods & Sons Inc	Inactivation Request - Site Visit	06-Feb-13
07-0183	UT; TC Construction	Site Visit not elsewhere classified	18-Mar-13
		Site Visit not elsewhere classified	28-Jun-13
		Site Visit not elsewhere classified	27-Mar-13
		Inactivation Request - Site Visit	10-Jul-13
08-0008	UT; USN NAVSUP FLC Fuel Point San Diego	Annual/Renewal Inspection	13-Nov-13
08-0009	USN;Naval Submarine Base	Site Visit not elsewhere classified	02-Dec-13
08-0018	USN;Naval Base Coronado - NASNI	Annual/Renewal Inspection	29-Apr-13
		Site Visit not elsewhere classified	16-Dec-13
08-0583	UT; Halbert Construction Company Inc	Initial Inspection	11-Feb-13
		Site Visit not elsewhere classified	04-Jun-13
08-0585	UT; Hydroquip Pump & Dewatering Corp	Initial Inspection	12-Apr-13
		Inactivation Request - Site Visit	26-Jun-13
08-0586	UT; Austin/Sundt	Initial Inspection	09-May-13
		Inactivation Request - Site Visit	23-Aug-13
		Site Visit not elsewhere classified	15-May-13
		Site Visit not elsewhere classified	06-May-13
08-0589	UT; PK Mechanical Systems Inc	Initial Inspection	05-Dec-13
09-0001	AlSCO Inc	Annual/Renewal Inspection	16-Jan-13
		Stormwater Inspection	16-Jan-13

Inspections Performed

IU #	Industry	Inspection Type	Inspection Date
09-0001	AlSCO Inc	Sewer Surcharge Inspection	16-Jan-13
09-0966	UT; USS Cal Builders	Inactivation Request - Site Visit	25-Apr-13
10-0018	Coca-Cola Bottling Company of Southern California	Annual/Renewal Inspection	13-Mar-13
		Stormwater Inspection	13-Mar-13
		Sewer Surcharge Inspection	13-Mar-13
		Inactivation Request - Site Visit	04-Dec-13
10-0563	UT; URS Corporation	Inactivation Request - Site Visit	18-Jun-13
		Site Visit not elsewhere classified	26-Apr-13
11-0016	USN; Naval Base San Diego	Annual/Renewal Inspection	08-Jan-13
		Sewer Surcharge Inspection	10-Jan-13
11-0024	Southern California Plating Company Inc	Stormwater Inspection - SWPPP Review	16-Jul-13
		Annual/Renewal Inspection	16-Jul-13
		Compliance Inspection	07-Aug-13
		Compliance Inspection	29-Aug-13
11-0032	Angelica Textile Services	Annual/Renewal Inspection	04-Sep-13
		Sewer Surcharge Inspection	04-Sep-13
		Stormwater Inspection	04-Sep-13
11-0051	General Dynamics NASSCO	Annual/Renewal Inspection	19-Nov-13
		Site Visit not elsewhere classified	10-Dec-13
		Sewer Surcharge Inspection	19-Nov-13
11-0189	Cintas Corporation	Annual/Renewal Inspection	26-Sep-13
		Stormwater Inspection	26-Sep-13
		Sewer Surcharge Inspection	26-Sep-13
		Site Visit not elsewhere classified	20-Mar-13
11-0272	Major Scientific Industries	Annual/Renewal Inspection	21-Aug-13
		Stormwater Inspection	21-Aug-13
		Sewer Surcharge Inspection	21-Aug-13
11-0334	KC Graphix	Inactivation Request - Site Visit	25-Apr-13
11-0398	Unifirst Corporation	Compliance Inspection	12-Mar-13
		Sewer Surcharge Inspection	12-Mar-13
		Stormwater Inspection	12-Mar-13
		Annual/Renewal Inspection	12-Mar-13
11-0444	CP Kelco	Annual/Renewal Inspection	08-Oct-13
11-0526	UT; Thrifty Oil Company # 096	Annual/Renewal Inspection	04-Sep-13
		Site Visit not elsewhere classified	06-Sep-13
11-0534	UT; City of San Diego - Storm Water Dept	Annual/Renewal Inspection	08-Jul-13
11-0539	UT; G & M Oil Company	Annual/Renewal Inspection	12-Mar-13
11-0554	UT; Burtech Pipeline Inc	Inactivation Request - Site Visit	01-Feb-13
11-0559	UT; SCS Engineers Inc	Initial Inspection	19-Apr-13
		Site Visit not elsewhere classified	06-May-13
		Site Visit not elsewhere classified	25-Apr-13
11-0561	UT; Fordyce Construction	Initial Inspection	29-Apr-13
		Inactivation Request - Site Visit	27-Jun-13
11-0563	San Diego Bay Enviro Restoration Fund South Trust	Initial Inspection	16-Sep-13
		Site Visit not elsewhere classified	10-Dec-13
11-0566	UT; West Tech	Initial Inspection	19-Dec-13
12-0038	RJ Donovan Correctional Facility	Annual/Renewal Inspection	21-Nov-13
12-0065	Emerald Textiles LLC	Annual/Renewal Inspection	28-Aug-13
		Stormwater Inspection	28-Aug-13

Inspections Performed

IU #	Industry	Inspection Type	Inspection Date
12-0065	Emerald Textiles LLC	Sewer Surcharge Inspection	28-Aug-13
12-0144	AP Precision Metals	Annual/Renewal Inspection	22-Mar-13
		Stormwater Inspection	22-Mar-13
12-0154	Heinz Frozen Foods	Stormwater Inspection - SWPPP Review	23-Oct-13
		Annual/Renewal Inspection	23-Oct-13
		Sewer Surcharge Inspection	23-Oct-13
12-0202	Spec-Built Systems Inc	Annual/Renewal Inspection	06-Nov-13
		Site Visit not elsewhere classified	04-Dec-13
		Sewer Surcharge Inspection	06-Nov-13
		Stormwater Inspection	06-Nov-13
12-0220	Southwest Products LLC dba Circle Foods	Stormwater Inspection - SWPPP Review	16-Dec-13
		Sewer Surcharge Inspection	12-Dec-13
		Annual/Renewal Inspection	12-Dec-13
12-0244	Harcon Precision Metals Inc	Annual/Renewal Inspection	04-Dec-13
		Sewer Surcharge Inspection	04-Dec-13
		Stormwater Inspection	04-Dec-13
12-0275	Jensen Meat Company Inc	Initial Inspection	16-Jul-13
		Stormwater Inspection	16-Jul-13
		Rainwater Diversion Inspection	16-Jul-13
		Site Visit not elsewhere classified	05-Jun-13
13-0115	Doncasters GCE Industries	Annual/Renewal Inspection	18-Jan-13
13-0161	Rohr Inc dba Goodrich Aerostructures	Annual/Renewal Inspection	25-Jan-13
13-0303	UT; World Oil Marketing Company	Annual/Renewal Inspection	19-Apr-13
13-0454	UT; Innovative Environmental Solutions	Annual/Renewal Inspection	18-Dec-13
13-0466	UT; Ami Adini & Associates Inc	Inactivation Request - Site Visit	07-Oct-13
14-0034	Hotel Del Coronado	Annual/Renewal Inspection	23-Dec-13
16-0033	Garvin Industries	Annual/Renewal Inspection	06-Mar-13
16-0343	Vision Systems Inc	Annual/Renewal Inspection	21-May-13
16-0348	Veridiam Inc	Site Visit not elsewhere classified	20-Mar-13
		Annual/Renewal Inspection	31-Oct-13
		Site Visit not elsewhere classified	11-Apr-13
16-0520	GKN Aerospace Chem-tronics Inc	Annual/Renewal Inspection	25-Apr-13
16-0529	Triumph Fabrications - San Diego	Annual/Renewal Inspection	09-May-13
16-0727	UT; Thrifty Oil Company # 420	Annual/Renewal Inspection	05-Nov-13
16-0743	UT; Hargrave Environmental Consulting In	Annual/Renewal Inspection	06-Aug-13
		Site Visit not elsewhere classified	13-Aug-13
17-0013	UT; Thrifty Oil Company # 416	Inactivation Request - Site Visit	27-Sep-13
20-0043	Hallmark Circuits Inc	Annual/Renewal Inspection	16-Dec-13
		Site Visit not elsewhere classified	20-Mar-13
20-0108	Valley Metals	Annual/Renewal Inspection	19-Feb-13
		Site Visit not elsewhere classified	20-Mar-13
20-0109	L & T Precision Corporation	Annual/Renewal Inspection	06-Feb-13
20-0122	K-Tube Corporation	Annual/Renewal Inspection	22-Oct-13
21-0248	Creative Metal Industries	Annual/Renewal Inspection	12-Dec-13
21-0252	Compucraft Industries Inc	Annual/Renewal Inspection	26-Mar-13
21-0302	UT; Thrifty Oil Company # 113	Annual/Renewal Inspection	04-Jun-13
21-0329	UT; Wing Avenue Flood Control Improvement Project	Initial Inspection	05-Sep-13
22-0039	CRH California Water Inc dba Culligan SarDiego	Annual/Renewal Inspection	16-May-13

Inspections Performed

IU #	Industry	Inspection Type	Inspection Date
22-0039	CRH California Water Inc dba Culligan SarInactivation Request - Site Visit Diego		20-Dec-13
33-0044	Coating Services Group LLC	Annual/Renewal Inspection	24-Jan-13
34-0070	Golden State Metal Finishing	Annual/Renewal Inspection	18-Apr-13
36-0001	Otay Mesa Energy Center LLC	Site Visit not elsewhere classified	09-Jan-13
		Annual/Renewal Inspection	20-Jun-13

Active Non-SIU Permits, Treatment Plant 1

Report run on: February 5, 2014 2:54 PM

Class	Facility	Permit	Name	Address	City	Zip
2	02-0033	02-A	Salk Institute for Biological Studies	10010 N Torrey Pines Rd	San Diego	92037
	02-0040	03-A	Scripps Memorial Hospital	9888 Genesee Av	La Jolla	92037
	02-0043	04-A	Sanford-Burnham Medical Research Institute	10901 N Torrey Pines Rd	San Diego	92037
	02-0059	03-A	General Atomics	3550 General Atomics Ct	San Diego	92121
	02-0313	03-A	Quidel Corporation	10165 Mc Kellar Ct	San Diego	92121
	02-0429	02-B	FedEx Freight West	5550 Eastgate MI	San Diego	92121
	02-0434	04-A	Shire Regenerative Medicine	10933 N Torrey Pines Rd Suite 200	La Jolla	92037
	02-0441	04-A	Agilent Technologies	11011 N Torrey Pines Rd	La Jolla	92037
	02-0501	05-A	EMD Millipore	10394 Pacific Center Ct	San Diego	92121
	02-0510	03-A	Tanabe Research Laboratories	4540 Towne Centre Ct	San Diego	92121
	02-0553	02-A	BD Biosciences	10995 Torreyana Rd	San Diego	92121
	02-0574	00-A	Integrated Microwave	11353 Sorrento Valley Rd	San Diego	92121
	02-0603	02-A	Bioserv Corporation	5340 Eastgate MI	San Diego	92121
	02-0630	04-A	Vertex Pharmaceuticals San Diego LLC	11010 Torreyana Rd	San Diego	92121
	02-0636	04-A	Accumetrics Inc	3985 Sorrento Valley Bl Suite B	San Diego	92121
	02-0641	03-A	Johnson & Johnson Pharmaceutical R&D	3210 Merryfield Rw	San Diego	92121
	02-0650	02-A	Helicon Therapeutics	7473 Lusk Bl	San Diego	92121
	02-0715	03-A	The Scripps Research Institute	3545 Cray Ct	La Jolla	92037
	02-0721	02-A	Arena Pharmaceuticals Inc	6166 Nancy Ridge Dr	San Diego	92121
	02-0729	02-A	Scripps Green Hospital and Clinic	10666 N Torrey Pines Rd	La Jolla	92037
	02-0730	03-A	The Scripps Research Institute	10466 N Torrey Pines Rd	La Jolla	92037
	02-0744	03-A	The Scripps Research Institute	3050 Science Park Rd	La Jolla	92037
	02-0752	03-A	Novartis Institute for Functional Genomics dba GNI	10675 John Jay Hopkins Dr	San Diego	92121
	02-0756	02-A	Pfizer La Jolla Laboratories	10777 Science Center Dr	San Diego	92121
	02-0764	05-A	Amylin Pharmaceuticals Inc	4570 Executive Dr Suite	San Diego	92121
	02-0776	02-A	BD Biosciences	11077 N Torrey Pines Rd	La Jolla	92037
	02-0779	03-A	Sunstate Equipment Company	5590 Eastgate MI	San Diego	92121
	02-0795	02-A	Trius Therapeutics	6310 Nancy Ridge Dr Suite 105	San Diego	92121
	02-0803	02-A	The Scripps Research Institute	3528 General Atomics Ct	San Diego	92121
	02-0810	02-A	Charles River Laboratory Transgenic Services	10792 Roselle St	San Diego	92121
	02-0812	01-A	ActivX Biosciences Inc	11025 N Torrey Pines Rd Suite 120	La Jolla	92037
	02-0827	01-A	Sequenom Inc	3595 John Hopkins Ct	San Diego	92121
	02-0860	02-A	Takeda San Diego Inc	10410 Science Center Dr	San Diego	92121
	02-0863	02-A	The Scripps Research Institute	3215 Merryfield Rw	San Diego	92121
	02-0868	02-A	Genomatica Inc	10520 Wateridge Cr	San Diego	92121
	02-0880	02-A	Vical Inc	10390 Pacific Center Ct	San Diego	92121
	02-0889	01-A	Molecular Diagnostic Services	4204 Sorrento Valley Bl Suite G	San Diego	92121

Active Non-SIU Permits, Treatment Plant 1

Report run on: February 5, 2014 2:54 PM

Class	Facility	Permit	Name	Address	City	Zip
2	02-0892	02-A	Althea Technologies Inc	11040 Roselle St	San Diego	92121
	02-0939	01-A	Biocept Inc	5810 Nancy Ridge Dr Suite 200	San Diego	92121
	02-0957	01-A	The Burnham Institute for Medical Research	3010 Science Park Rd	San Diego	92121
	02-0972	01-A	SDG&E Environmental Lab	6555 Nancy Ridge Dr Suite 300	San Diego	92121
	02-0977	01-A	Ambrx Inc	10975 N Torrey Pines Rd	San Diego	92037
	02-1011	01-A	Veterinary Specialty Hospital	10435 Sorrento Valley Rd	San Diego	92121
	02-1013	01-A	Senomyx Inc	4767 Nexus Center Dr	San Diego	92121
	02-1014	02-A	Sanford-Burnham Medical Research Institute	10905 Road to the Cure	San Diego	92121
	02-1016	01-A	Pacific Membranes	3956 Sorrento Valley Bl Suite 600	San Diego	92121
	02-1063	01-A	Axikin Pharmaceuticals	10835 Road to the Cure Suite 200	San Diego	92121
	02-1083	01-A	Receptos	10835 Road to the Cure Suite 205	San Diego	92121
	02-1084	01-A	Explora Biolabs	10835 Road to the Cure Suite 130	San Diego	92121
	02-1095	01-A	VA San Diego Healthcare System	3350 La Jolla Village Dr	San Diego	92161
	03-0077	03-A	Miramar Truck Sales Inc	6066 Miramar Rd	San Diego	92121
	03-0254	02-A	SDCCD; Miramar College	10440 Black Mountain Rd	San Diego	92126
	03-0293	02-A	Hertz Equipment Rental	8014 Miramar Rd	San Diego	92126
	03-0347	03-A	Sungear	8535 Arjons Dr Suite G	San Diego	92126
	03-0488	02-A	GenBio	15222 Avenue of Science Suite A	San Diego	92128
	03-0530	01-A	Valley Crest Landscape Inc	8450 Miramar Pl	San Diego	92121
	03-0535	04-A	Hazard Construction Company	6465 Marindustry Dr	San Diego	92121
	03-0694	01-A	Pulse Electronics Inc	12220 World Trade Dr	San Diego	92128
	03-0738	01-A	Scripps Laboratories	6838 Flanders Dr	San Diego	92121
	03-0752	02-A	Inova Diagnostics Inc	9900 Old Grove Rd	San Diego	92131
	03-0777	02-B	Gen-Probe Inc	10210 Genetic Center Dr	San Diego	92121
	03-0780	03-A	Miramar Bobcat Inc	9370 Miramar Rd	San Diego	92126
	03-0801	02-A	SMS Technologies Inc	9877 Waples St	San Diego	92121
	03-0808	01-A	Detail Works Inc	9210 Dowdy Dr Suite H	San Diego	92126
	03-0934	02-A	Diamond Environmental	9174 Rehco Rd	San Diego	92121
	03-0965	03-A	Designer Molecules Inc	10080 Willow Creek Rd	San Diego	92131
	03-0993	01-A	City;Environmental Services Dept	8353 Miramar Pl	San Diego	92121
	03-1024	01-B	NeoMPS	9395 Cabot Dr	San Diego	92126
	03-1035	01-A	TriLink BioTechnologies Inc	9955 Mesa Rim Rd	San Diego	92121
	03-1052	01-A	Integrated DNA Technologies	6828 Nancy Ridge Dr Suite 400	San Diego	92121
	03-1060	01-A	Combi-Blocks Inc	7949 Silverton Av Suite 915	San Diego	92126
	03-1070	03-A	Johnson Matthey Medical Products	12205 World Trade Dr	San Diego	92128
	03-1081	01-A	Biosite Inc	9975 Summers Ridge Rd	San Diego	92121
	03-1190	01-A	Peregrine Semiconductor	9380 Carroll Park Dr	San Diego	92121

Active Non-SIU Permits, Treatment Plant 1

Report run on: February 5, 2014 2:54 PM

<i>Class</i>	<i>Facility</i>	<i>Permit</i>	<i>Name</i>		<i>Address</i>		<i>City</i>	<i>Zip</i>
2	03-1206	01-A	AEM Inc	6610	Cobra	Wy	San Diego	92121
	04-0005	03-A	Bud's Radiator Service	7464	Draper	Av	La Jolla	92037
	04-0016	05-A	Sea World San Diego	500	Sea World	Dr	San Diego	92109
	04-0196	01-B	Mission Bay Aquatic Center	1001	Santa Clara	Pl	San Diego	92109
	04-0211	02-A	UCSD Scripps Institution of Oceanography	8602	La Jolla Shores	Dr	La Jolla	92093
	04-0253	01-A	Driscoll Mission Bay	1500	Quivira	Wy	San Diego	92109
	04-0418	02-A	Genelux Corporation	3030	Bunker Hill	St Suite 310	San Diego	92109
	04-0481	01-A	AnaBios Corporation	3030	Bunker Hill	St Suite 312	San Diego	92109
	05-0011	01-A	Arrowhead Mountain Spring Water Company	8025	Engineer	Rd	San Diego	92111
	05-0013	02-A	University of San Diego	5998	Alcala Park		San Diego	92110
	05-0015	06-A	The San Diego Union-Tribune LLC	350	Camino de la Reina		San Diego	92108
	05-0035	02-B	Children's Hospital and Health Center	3020	Children's	Wy	San Diego	92123
	05-0039	02-A	Sharp Memorial Hospital	7901	Frost	St	San Diego	92123
	05-0064	05-A	The Pepsi Bottling Group of San Diego	7995	Armour	St	San Diego	92111
	05-0100	03-A	Frazee Industries	6625	Miramar	Rd	San Diego	92121
	05-0111	02-A	City;Equipment Division - Rose Canyon	3775	Morena	Bl	San Diego	92117
	05-0120	02-A	Sharp Pathology Laboratory	5325	Metro	St	San Diego	92110
	05-0384	02-A	San Diego Transit Corporation	4630	Ruffner	St	San Diego	92111
	05-0446	01-A	SDCCD; Mesa College	7250	Mesa College	Dr	San Diego	92111
	05-0467	03-A	Caltrans	7177	Opportunity	Rd	San Diego	92111
	05-0513	03-A	San Diego Gas & Electric Company	4848	Santa Fe	St	San Diego	92109
	05-0533	02-A	Kearny Mesa Acura & Jaguar/Aston Martin of SD	5202	Kearny Mesa	Rd	San Diego	92111
	05-0656	04-A	SDUSD; San Diego Unified School District	4710	Cardin	St	San Diego	92111
	05-0669	03-A	San Diego Gas & Electric Company	6875	Consolidated	Wy	San Diego	92121
	05-0689	02-A	Kenyon Machine Inc	5002	Santa Fe	St Suite E	San Diego	92109
	05-0750	01-A	AntiCancer Inc	7917	Ostrow	St	San Diego	92111
	05-0809	04-B	MM San Diego LLC - Miramar	5244	Convoy	St	San Diego	92111
	05-1067	01-A	Mercedes Benz of San Diego	4750	Kearny Mesa	Rd	San Diego	92111
	05-1189	02-A	UT; Thrifty Oil Company #405	2505	Morena	Bl	San Diego	92110
	06-0013	03-A	Solar Turbines Inc	4200	Ruffin	Rd	San Diego	92123
	06-0052	02-A	Merry X-Ray Chemical Corporation	4444	Viewridge	Av	San Diego	92123
	06-0071	04-A	City;Fire - Rescue Dept Repair Facility	3870	Kearny Villa	Rd	San Diego	92123
	06-0238	04-A	Sorrento Electronics Inc	4949	Greencraig	Ln	San Diego	92123
	06-0268	03-A	San Diego Gas & Electric Company	5488	Overland	Av	San Diego	92123
	06-0275	03-A	EnviroMatrix Analytical Inc	4340	Viewridge	Av Suite A	San Diego	92123
	06-0344	01-A	United Rentals	5580	Kearny Villa	Rd	San Diego	92123
	06-0405	04-A	CP Kelco	8225	Aero	Dr	San Diego	92123

Active Non-SIU Permits, Treatment Plant 1

Report run on: February 5, 2014 2:54 PM

<i>Class</i>	<i>Facility</i>	<i>Permit</i>	<i>Name</i>		<i>Address</i>		<i>City</i>	<i>Zip</i>
2	06-0498	02-A	Maxwell Technologies Inc	9244	Balboa	Av	San Diego	92123
	06-0519	03-A	VAS Engineering	4750	Viewridge	Av	San Diego	92123
	06-0533	01-A	Hi Tech Honeycomb	9355	Ruffin	Ct	San Diego	92123
	06-0569	01-A	Water Works Inc	5490	Complex	St Suite 602	San Diego	92123
	06-0596	02-A	Statewide Stripes Inc	7320	Mission Gorge Road		San Diego	92120
	07-0001	03-A	City;Alvarado Treatment Plant	5540	Kiowa	Dr	La Mesa	91941
	07-0011	05-A	Kaiser Foundation Hospital	4647	Zion	Av	San Diego	92120
	07-0152	02-A	BJ's Rentals Inc	7585	Mission Gorge	Rd	San Diego	92120
	07-0170	05-C	UT; Union Oil Facility # 35-1588	7121	Park Ridge	Bl	San Diego	92120
	08-0004	03-A	American Airlines	2330	Stillwater	Rd	San Diego	92101
	08-0016	04-A	USN;Marine Corps Recruit Depot	4600	Belleau	Av Bldg 224	San Diego	92140
	08-0017	05-A	USN;Space & Naval Warfare Systems Center Pacific	53560	Hull	St	San Diego	92152
	08-0229	03-A	Environmental Engineering Laboratory Inc	3538	Hancock	St	San Diego	92110
	08-0247	01-A	Shelter Island Boatyard	2330	Shelter Island	Dr Suite 1	San Diego	92106
	08-0290	00-A	Nielsen Beaumont Marine	2420	Shelter Island	Dr	San Diego	92106
	08-0347	03-A	The Strip Shop	4015	La Salle	St	San Diego	92110
	08-0358	01-A	San Diego County Public Health Lab	3851	Rosecrans	St	San Diego	92110
	08-0385	01-A	San Diego County Regional Airport Authority	3225	N Harbor	Dr	San Diego	92101
	08-0390	02-A	Aircraft Service International	2340	Stillwater	Rd	San Diego	92101
	08-0490	03-A	USN;Naval Amphib Base Coronado	3420	Guadalcanal	Rd Bldg 104	San Diego	92155
	08-0494	03-A	BJ's Rentals Inc	3959	Pacific	Hy	San Diego	92110
	08-0525	02-A	City;Public Utilities EMTS Lab at NTC	2392	Kincaid	Rd	San Diego	92101
	09-0009	04-A	USN;Naval Medical Center San Diego	34800	Bob Wilson	Dr	San Diego	92134
	09-0012	03-A	UCSD Medical Center	200	W Arbor	Dr	San Diego	92103
	09-0023	04-A	Solar Turbines Inc	2200	Pacific	Hy	San Diego	92101
	09-0041	02-A	SDCCD; City College	1313	Park	Bl	San Diego	92101
	09-0048	01-A	Zoological Society of San Diego	2920	Zoo	Dr	San Diego	92101
	09-0052	01-A	Sharp Rees-Stealy Medical Group	2001	4th	Av	San Diego	92101
	09-0431	04-A	San Diego Gas & Electric - Metro C & O	701	33rd	St	San Diego	92102
	09-0607	03-A	City;Police Department Headquarters	1401	Broadway		San Diego	92101
	09-0825	02-A	Scripps Mercy Hospital	4077	5th	Av	San Diego	92103
	10-0002	02-A	Alvarado Hospital Medical Center	6655	Alvarado	Rd	San Diego	92120
	10-0023	03-A	San Diego State University	5500	Campanile	Dr	San Diego	92182
	10-0058	01-A	City;Equipment Division - Chollas	2740	Caminito Chollas		San Diego	92105
	10-0239	03-A	Dion International Trucks Inc	5255	Federal	Bl	San Diego	92105
	10-0272	03-A	E & E Industries Inc	4931	Market	St	San Diego	92102

Active Non-SIU Permits, Treatment Plant 1

Report run on: February 5, 2014 2:54 PM

<i>Class</i>	<i>Facility</i>	<i>Permit</i>	<i>Name</i>		<i>Address</i>		<i>City</i>	<i>Zip</i>
2	10-0384	03-A	Decisive Testing Inc	4735	Myrtle	Av	San Diego	92105
	10-0456	02-A	First Student	4902	Market	St	San Diego	92102
	10-0469	01-A	Villa View Community Hospital	5550	University	Av	San Diego	92105
	10-0474	05-A	UT; ARCADIS US Inc	6098	University	Av	San Diego	92115
	10-0499	03-A	UT; BBC Environmental Inc		Various (Metro Area)		San Diego	92116
	11-0040	02-A	San Diego Trolley Inc	1535	Newton	Av	San Diego	92113
	11-0086	03-B	San Diego Transit Corporation	100	16th	St	San Diego	92102
	11-0181	04-A	Cool Radiator	3362	National	Av	San Diego	92113
	11-0217	03-A	BAE System San Diego Ship Repair	2205	E Belt	St	San Diego	92113
	11-0261	03-A	Sundance Stage Lines	3762	Main	St	San Diego	92113
	11-0269	02-A	Pacific Ship Repair & Fabrication Inc	1625	Rigel	St	San Diego	92113
	11-0301	02-A	IMS Recycling Services	2731	Newton	Av	San Diego	92113
	11-0352	04-A	Ace Radiator	1836	National	Av	San Diego	92113
	11-0379	03-A	The Jankovich Company	961	E Harbor	Dr	San Diego	92101
	11-0380	01-A	New Leaf Biofuel LLC	2285	Newton	Av	San Diego	92113
	11-0399	03-A	Lupe's Radiator Shop	2660	Imperial	Av Suite B	San Diego	92102
	11-0404	02-A	Burlington Northern & Santa Fe Railway	1342	Cesar E Chavez	Py	San Diego	92113
	11-0412	03-A	Sloan Electric Company	3520	Main	St	San Diego	92113
	11-0417	03-A	Continental Maritime of San Diego	1995	Bay Front	St	San Diego	92113
	11-0433	02-A	Universal Radiator & Automotive Inc	2005	Imperial	Av	San Diego	92102
	11-0435	03-A	Deca Forklift Inc	3596	Dalbergia	St	San Diego	92113
	11-0527	01-A	Propulsion Controls Engineering (PCE)	1620	Rigel	St	San Diego	92113
	12-0140	01-A	Kaiser Foundation Health Plan	4652	Palm	Av	San Diego	92154
	12-0143	02-A	Adesa San Diego	2175	Cactus	Rd	San Diego	92154
	12-0145	04-A	Larkspur Energy	9355	Otay Mesa	Rd	San Diego	92154
	12-0177	01-A	Truck Net LLC	8490	Avenida De La Fuente		San Diego	92154
	13-0007	02-A	Clarkson Lab & Supply Inc	350	Trousdale	Dr	Chula Vista	91910
	13-0008	04-A	Sharp Chula Vista Medical Center	751	Medical Center	Ct	Chula Vista	91911
	13-0040	03-A	Southwestern College	900	Otay Lakes	Rd	Chula Vista	91910
	13-0057	04-A	Scripps Memorial Hospital Chula Vista	435	H	St	Chula Vista	91910
	13-0063	03-A	Quality Lift Trucks	115	N Glover	Av	Chula Vista	91910
	13-0159	03-A	SOS Metals San Diego	635	Anita	St	Chula Vista	91911
	13-0278	03-A	Allied Waste Systems dba Allied Waste Services SD	881	Energy	Wy	Chula Vista	91911
	13-0316	02-A	Fuller Ford	560	Auto Park	Dr	Chula Vista	91911
	13-0327	02-A	Dresser-Rand	1675	Brandywine	Av Suite E&F	Chula Vista	91911
	13-0399	02-A	Veolia Transportation	3650A	Main	St	Chula Vista	91911

Active Non-SIU Permits, Treatment Plant 1

Report run on: February 5, 2014 2:54 PM

<i>Class</i>	<i>Facility</i>	<i>Permit</i>	<i>Name</i>		<i>Address</i>		<i>City</i>	<i>Zip</i>
2	14-0002	03-A	Sharp Coronado Hospital	250	Prospect	PI	Coronado	92118
	16-0024	04-A	Decco Castings Inc	1596	Pioneer	Wy	El Cajon	92020
	16-0270	03-A	Grossmont College	8800	Grossmont College	Dr	El Cajon	92020
	16-0281	02-A	Elmer Sweetwood & Sons Inc	151	S Sunshine	Av	El Cajon	92020
	16-0335	01-A	Autohaus Stebel Inc	885	E Washington	Av	El Cajon	92020
	16-0382	01-A	Cummins Cal Pacific LLC	310	N Johnson	Av	El Cajon	92020
	16-0405	01-C	Waste Management	1001	W Bradley	Av	El Cajon	92020
	16-0565	07-A	UT; Thrifty Oil Company # 043	1092	E Washington	Av	El Cajon	92020
	16-0574	06-A	UT; Thrifty Oil Company # 421	900	E Broadway		El Cajon	92020
	16-0610	02-A	Emberton's Machine and Tool Inc	1215	Pioneer	Wy	El Cajon	92020
	16-0632	06-A	UT; Thrifty Oil Company # 042	700	Avocado	Av	El Cajon	92020
	16-0651	01-A	Thunderbird Products	1148	N Marshall	Av	El Cajon	92020
	16-0714	06-A	UT; Hargrave Environmental Consulting	1977	N Marshall	Av	El Cajon	92020
	16-0725	05-A	UT; Thrifty Oil Company # 098	978	N Cuyamaca	St	El Cajon	92020
	16-0726	03-A	UT; Thrifty Oil Company # 120	489	W Main	St	El Cajon	92020
	16-0776	01-A	Pacific Coast Water and Filtration	1168	N Johnson	Av	El Cajon	92020
	16-0785	03-A	UT; Ametek Inc	790	Greenfield	Dr	El Cajon	92021
	16-0789	01-A	Recycle X LLC Medical Waste Division	1463	Fayette	St	El Cajon	92020
	18-0010	02-B	Grossmont Hospital	5555	Grossmont Center	Dr	La Mesa	91942
	18-0040	02-A	Grossmont Union High School District	1100	Murray	Dr	El Cajon	92020
	18-0184	02-A	City of La Mesa Operations Center	8152	Commercial	St	La Mesa	91942
	18-0195	03-A	UT; Thrifty Oil Company #121	9600	Murray	Dr	La Mesa	91942
	19-0001	03-A	Ron Baker Chevrolet Isuzu	2301	National City	Bl	National City	91950
	19-0024	04-A	Paradise Valley Hospital	2400	E 4th	St	National City	91950
	19-0032	04-A	Pepper Oil Company Inc	2300	Tidelands	Av	National City	91950
	19-0045	04-A	San Diego Wood Preserving Company	2010	Haffley	Av	National City	91950
	19-0110	03-A	Southland Clutch Inc	101	E 18th	St	National City	91950
	19-0143	02-A	Costco Wholesale Industries	1001	W 19th	St	National City	91950
	19-0206	03-A	Frank Toyota	2400	National City	Bl	National City	91950
	19-0214	03-A	San Diego Auto Detail	110	W 11th	St	National City	91950
	19-0313	04-A	UT; Thrifty Oil Company # 110	1139	Harbison	Av	National City	92050
	19-0318	01-A	Innovative Cutting Design Corp	1805	Cleveland	Av	National City	91950
	19-0351	01-A	Jacobs Engine Rebuilding	938	Coolidge	Av	National City	91950
	20-0002	03-A	Palomar Pomerado Health	15615	Pomerado	Rd	Poway	92064
	20-0033	02-A	Toray Membranes USA Inc	13435	Danielson	St	Poway	92064
	20-0112	03-A	BJ's Rentals Inc	13044	Poway	Rd	Poway	92064
	20-0145	02-A	Southwest Imaging Inc	13670	Danielson	St Suite C	Poway	92064

Active Non-SIU Permits, Treatment Plant 1

Report run on: February 5, 2014 2:54 PM

Class	Facility	Permit	Name		Address		City	Zip
2	20-0208	01-A	Alfa Scientific Designs Inc	13200	Gregg	St	Poway	92064
	20-0228	08-A	UT; ConocoPhillips 76 Station #2971	14147	Twin Peaks	Rd	Poway	92064
	20-0238	03-A	UT; Phillips 66 Company Circle K Station #2966	12906	Pomerado	Rd	Poway	92064
	21-0078	02-A	TC Construction Company Inc	10510	Prospect	Av	Santee	92071
	21-0092	04-A	Kirk's Radiator & Auto AC Inc	1754	N Magnolia	Av	El Cajon	92020
	21-0151	01-A	Padre Dam Municipal Water District	12001	N Fanita	Py	Santee	92071
	21-0175	04-A	Eskimo Radiator & Air Conditioning Repair	121	E Bradley	Av	El Cajon	92020
	21-0184	03-A	Scantibodies Laboratory Inc	9336	Abraham	Wy	Santee	92071
	21-0299	01-A	California Water Jet	10135	Prospect	Av	Santee	92071
	22-0007	03-A	EW Truck & Equipment	6336	Federal	Bl	San Diego	92114
	22-0036	02-A	Bob Baker Toyota of Lemon Grove	6800	Federal	Bl	Lemon Grove	91945
	22-0057	07-A	UT; Tesoro	7988	Broadway		Lemon Grove	91945
	22-0068	06-A	UT; Tesoro Refining & Marketing Co LLC	8001	Broadway		Lemon Grove	91945
	33-0002	01-A	Lakeside Equipment Sales and Rentals	11925	Woodside	Av	Lakeside	92040
	33-0011	02-A	Lakeside Radiator & Auto	9764	Los Coches	Rd	Lakeside	92040
	33-0013	02-A	Lakeside Muffler and Welding	12461	Woodside	Av	Lakeside	92040
	33-0026	01-A	Hawthorne Rent-It Service	12329	Mapleview	St	Lakeside	92040
	33-0038	07-A	UT; EnviroApplications Incorporated	12060	Woodside	Av	Lakeside	92040
	34-0028	01-A	Bravo's Engine Rebuilders	9450	Jamacha	Bl Suite C	Spring Valley	91977
	34-0037	02-A	Asmar's Engine Cleaning	8621	Troy	St	Spring Valley	91977
	34-0052	02-A	County of San Diego	11970	Singer	Ln	Spring Valley	91978
	35-0002	03-A	GRC Performance Machine	8455	Winter Gardens	Bl	Lakeside	92040
242								
3	02-0527	03-A	Penhall Company	5775	Eastgate	Dr	San Diego	92121
	03-0236	01-A	Pioneer Centres of San Diego	9020	Miramar	Rd	San Diego	92126
	03-0332	03-A	TORVAC Division of Darling International	8096	Miramar	Rd	San Diego	92126
	03-0712	02-A	United States Postal Service	11251	Rancho Carmel	Dr Suite 1602	San Diego	92199
	03-1194	01-A	JDZ Inc dba AleSmith Brewing Company	9368	Cabot	Dr	San Diego	92126
	04-0435	02-A	UT; Ralston Real Estate Company	7817	Ivanhoe	Av	San Diego	92037
	04-0487	01-B	UT; Western Foundation & Shoring Inc	6722	Vista Del Mar	Av	La Jolla	92037
	05-0036	02-A	Clairemont Car Wash	3030	Clairemont	Dr	San Diego	92117
	05-0626	01-A	Chapparone Auto Body & Painting	8039	Balboa	Av Suite A	San Diego	92111
	05-0771	01-A	G & M Oil Company	3860	Kearny Mesa	Rd	San Diego	92111
	05-1071	01-A	G & M Oil Company # 174	7737	Balboa	Av	San Diego	92111
	06-0494	01-A	G & M Oil Company # 54	8110	Balboa	Av	San Diego	92111
	06-0515	02-A	HQ 63D Regional Support Command	2400	Admiral Baker	Rd	San Diego	92120
	06-0592	01-A	Johnson's Catering	9341	Ruffin	Ct	San Diego	92123

Active Non-SIU Permits, Treatment Plant 1

Report run on: February 5, 2014 2:54 PM

<i>Class</i>	<i>Facility</i>	<i>Permit</i>	<i>Name</i>		<i>Address</i>		<i>City</i>	<i>Zip</i>
3	07-0094	02-A	G & M Oil Company #178	8815	Lake Murray	Bl	San Diego	92119
	08-0059	02-A	Genie Car Wash	3949	W Point Loma	Bl	San Diego	92110
	08-0304	03-A	US Coast Guard	2710	N Harbor	Dr	San Diego	92101
	08-0398	01-A	Hertz Rent-A-Car	3202	N Harbor	Dr	San Diego	92101
	08-0435	03-B	Enterprise Rent A Car	1691	Hancock	St	San Diego	92101
	10-0386	01-A	Genie Car Wash and Oil Change	5985	University	Av	San Diego	92115
	11-0041	02-A	San Diego Unified Port District		Foot of Crosby	St	San Diego	92101
	11-0147	02-A	Moody's Lunch Service Inc	4637	Market	St	San Diego	92102
	11-0241	03-A	UT; St Vincent De Paul Village	1501	Imperial	Av	San Diego	92101
	11-0251	03-A	Chesapeake Fish Company	535	Harbor	Ln	San Diego	92101
	11-0447	03-A	Aqua Aire West LLC	3561	Dalbergia	St	San Diego	92113
	11-0453	01-A	Trolley Auto Parts	2966	Commercial	St	San Diego	92113
	12-0024	03-A	US Border Patrol	3752	Beyer	Bl	San Diego	92173
	12-0028	01-A	Palm Ave LLC	1835	Palm	Av	San Diego	92154
	13-0283	04-A	United Parcel Service	2300	Boswell	Ct	Chula Vista	91913
	13-0298	03-A	Chula Vista Energy Center LLC	3497	Main	St	Chula Vista	91911
	13-0439	01-A	Toyota Chula Vista	650	Main	St	Chula Vista	91911
	19-0115	04-A	Mossy Nissan National City	2700	National City	Bl	National City	91950
	20-0020	01-A	Poway Unified School District	13626	Twin Peaks	Rd	Poway	92064
	20-0113	02-A	Allstate Van & Storage dba Allstate Moving Systems	12356	Mclvers	Ct	Poway	92064
	34-0113	01-A	UT; GRFCO	9338	Kenwood	Dr	Spring Valley	91977

35

277

Active Groundwater Permits, Treatment Plant 1

Report run on: February 5, 2014 2:40 PM

Page 1

Class	Facility	Permit	Name	Address	City	Zip
2	02-1098	01-A	UT; TRS Group Inc	11620 Sorrento Valley Rd	San Diego	92121
	05-1081	04-A	UT; Circle K Stores Inc	3861 Governor Dr	San Diego	92122
	05-1189	02-A	UT; Thrifty Oil Company #405	2505 Morena Bl	San Diego	92110
	07-0170	05-C	UT; Union Oil Facility # 35-1588	7121 Park Ridge Bl	San Diego	92120
	07-0171	04-A	UT; Thrifty Oil Company # 419	8787 Lake Murray Bl	San Diego	92119
	08-0008	05-B	UT; USN NAVSUP FLC Fuel Point San Diego	199 Rosecrans St	San Diego	92106
	08-0589	01-A	UT; PK Mechanical Systems Inc	3302 Pacific Highway	San Diego	92101
	10-0474	05-A	UT; ARCADIS US Inc	6098 University Av	San Diego	92115
	10-0499	03-A	UT; BBC Environmental Inc	Various (Metro Area)	San Diego	92116
	11-0526	03-A	UT; Thrifty Oil Company # 096	2502 Imperial Av	San Diego	92102
	11-0539	03-A	UT; G & M Oil Company	3774 Main St	San Diego	92113
	11-0559	01-A	UT; SCS Engineers Inc	101 16th St	San Diego	92101
	11-0566	01-A	UT; West Tech	1901 Main St	San Diego	92113
	13-0303	04-A	UT; World Oil Marketing Company	685 H St	Chula Vista	91910
	13-0454	05-A	UT; Innovative Environmental Solutions	1330 3rd Av	Chula Vista	91911
	16-0565	07-A	UT; Thrifty Oil Company # 043	1092 E Washington Av	El Cajon	92020
	16-0574	06-A	UT; Thrifty Oil Company # 421	900 E Broadway	El Cajon	92020
	16-0632	06-A	UT; Thrifty Oil Company # 042	700 Avocado Av	El Cajon	92020
	16-0714	06-A	UT; Hargrave Environmental Consulting	1977 N Marshall Av	El Cajon	92020
	16-0725	05-A	UT; Thrifty Oil Company # 098	978 N Cuyamaca St	El Cajon	92020
	16-0726	03-A	UT; Thrifty Oil Company # 120	489 W Main St	El Cajon	92020
	16-0727	04-A	UT; Thrifty Oil Company # 420	398 El Cajon Bl	El Cajon	92020
	16-0743	01-A	UT; Hargrave Environmental Consulting Inc	1313 N 2nd St	El Cajon	92020
	16-0785	03-A	UT; Ametek Inc	790 Greenfield Dr	El Cajon	92021
	18-0195	03-A	UT; Thrifty Oil Company #121	9600 Murray Dr	La Mesa	91942
	19-0313	04-A	UT; Thrifty Oil Company # 110	1139 Harbison Av	National City	92050
	20-0228	08-A	UT; ConocoPhillips 76 Station #2971	14147 Twin Peaks Rd	Poway	92064
	20-0238	03-A	UT; Phillips 66 Company Circle K Station #2966	12906 Pomerado Rd	Poway	92064
	21-0302	04-A	UT; Thrifty Oil Company # 113	1525 N Magnolia Av	El Cajon	92020
	21-0329	01-A	UT; Wing Avenue Flood Control Improvement Project	4218 Wing Av	El Cajon	92020
	22-0057	07-A	UT; Tesoro	7988 Broadway	Lemon Grove	91945
	22-0068	06-A	UT; Tesoro Refining & Marketing Co LLC	8001 Broadway	Lemon Grove	91945
	33-0038	07-A	UT; EnviroApplications Incorporated	12060 Woodside Av	Lakeside	92040
33						
3	04-0435	02-A	UT; Ralston Real Estate Company	7817 Ivanhoe Av	San Diego	92037
	04-0487	01-B	UT; Western Foundation & Shoring Inc	6722 Vista Del Mar Av	La Jolla	92037
	04-0489	01-A	UT; HPS Mechanical Inc	1900 Avenida De La Playa	La Jolla CA	92037
	11-0241	03-A	UT; St Vincent De Paul Village	1501 Imperial Av	San Diego	92101
	11-0534	02-A	UT; City of San Diego - Storm Water Dept	111 W Harbor Dr	San Diego	92101

Active Groundwater Permits, Treatment Plant 1

Report run on: February 5, 2014 2:40 PM

<i>Class</i>	<i>Facility</i>	<i>Permit</i>	<i>Name</i>	<i>Address</i>			<i>City</i>	<i>Zip</i>
3	34-0113	01-A	UT; GRFCO	9338	Kenwood	Dr	Spring Valley	91977
6								
4	04-0380	01-A	UT; City Environmental Services	1700	Seaworld	Dr	San Diego	92109
1								
40								

Trucked Waste Permits Issued between 01-Jan-2013 and 30-Dec-2013

Thursday, February 27, 2014 8:43 pm

Page 1

Class 6 - Domestic Waste Hauler

<i>Name</i>	<i>Facility</i>	<i>Permit</i>	<i>Expires</i>	<i>Waste Type</i>
A-Pot Rentals	25-0020	19-A	01-Feb-2014	Domestic
Action Cleaning Corporation	25-0040	20-A	01-Dec-2014	Domestic
Al-Max Sanitation	25-0041	20-A	01-Oct-2014	Domestic
Andy Gump Inc	25-0417	01-A	01-Apr-2014	Domestic
Anytime Septic & Drain	25-0017	18-A	01-Jan-2014	Domestic
Atlas Pumping Service	25-0042	19-A	01-Aug-2014	Domestic
Black Gold Industries	25-0320	06-A	01-Sep-2014	Domestic
California Marine Cleaning	25-0330	05-A	01-Mar-2014	Domestic
Center Septic	25-0097	17-A	01-Jul-2014	Domestic
Diamond Environmental Services LLC	25-0106	17-A	01-Dec-2014	Domestic
Dons Hydroblasting & Pumping	25-0076	18-A	01-Mar-2014	Domestic
East County Septic	25-0409	02-A	01-Nov-2014	Domestic
Environmental Logistics Inc	25-0424	01-A	01-Aug-2014	Domestic
Essential Support Services Inc	25-0353	04-A	01-Jul-2014	Domestic
GL Technologies LLC	25-0370	03-A	01-Mar-2014	Domestic
Honey Bee Septic Pumping	25-0006	19-A	01-Jul-2014	Domestic
JJ Septic & Drain Service Inc	25-0025	19-A	01-Jul-2014	Domestic
JMB Sanitation	25-0289	07-A	01-Sep-2014	Domestic
Jims Apollo Septic	25-0027	19-A	01-Apr-2014	Domestic
Modern Septic Service	25-0033	19-A	01-Jul-2014	Domestic
NRC Environmental Services Inc	25-0332	05-A	01-May-2014	Domestic
National Construction Rentals Inc	25-0231	09-A	01-Aug-2014	Domestic
Patriot Environmental Services	25-0383	03-A	01-Nov-2014	Domestic
Ramona Septic	25-0367	04-A	01-Dec-2014	Domestic
Rosie's Rentals Inc	25-0315	06-A	01-Jul-2014	Domestic
Rosie's Rentals Inc	25-0315	07-A	01-Nov-2014	Domestic
Safiro Portable Toilets	25-0099	17-A	01-Jul-2014	Domestic
Sludgebusters Septic Service	25-0037	20-A	01-Nov-2014	Domestic
So Cal Sanitation	25-0331	03-A	01-Aug-2014	Domestic
Spankys Portable Services	25-0401	02-A	01-Jul-2014	Domestic
Sunrise Pumping Service	25-0351	04-A	01-Jun-2014	Domestic
Titan Portable Sanitation	25-0427	01-A	01-Oct-2014	Domestic
United Pumping Service Inc	25-0101	11-A	30-Apr-2014	Domestic
United Site Services	25-0270	07-A	01-May-2014	Domestic
Waples Construction & Septic Service	25-0399	02-A	01-Jun-2014	Domestic

Count this class:

35

Class 7 - Industrial Waste Hauler

<i>Name</i>	<i>Facility</i>	<i>Permit</i>	<i>Expires</i>	<i>Waste Type</i>
Action Cleaning Corporation	25-0008	19-A	01-Apr-2014	Other IW
Al-Max Sanitation	25-0011	20-A	01-Oct-2014	Other IW
American Asphalt and Concrete Inc	25-0414	01-A	01-Feb-2014	Other IW
Any Hour Septic Service	25-0175	12-A	01-Jan-2014	Other IW
Atlas Pumping Service	25-0015	19-A	01-Mar-2014	Other IW
Black Gold Industries	25-0321	06-A	01-Sep-2014	Other IW
California Marine Cleaning	25-0329	05-A	01-Mar-2014	Other IW

Trucked Waste Permits Issued between 01-Jan-2013 and 30-Dec-2013

Thursday, February 27, 2014 8:43 pm

Page 2

Class 7 - Industrial Waste Hauler

<i>Name</i>	<i>Facility</i>	<i>Permit</i>	<i>Expires</i>	<i>Waste Type</i>
City; Environmental Services Miramar Landfill	25-0390	02-A	01-Jan-2014	Other IW
Continental Maritime of San Diego Inc	25-0013	15-A	01-Oct-2014	Other IW
Diamond Environmental Services LLC	25-0107	17-A	01-Dec-2014	Other IW
Downstream Services Inc	25-0262	08-A	01-Dec-2014	Other IW
Environmental Logistics Inc	25-0386	02-A	01-Sep-2014	Other IW
GL Technologies LLC	25-0371	03-A	01-Mar-2014	Maintenance
Green Clean Water & Waste Services Inc	25-0403	02-A	01-Jul-2014	Other IW
Hazard Construction Company	25-0308	07-A	01-Mar-2014	Other IW
JC Environmental Company Inc	25-0413	01-A	01-Oct-2014	Other IW
JJ Septic & Drain Service Inc	25-0119	15-A	01-Jan-2014	Other IW
Modern Septic Service	25-0061	11-A	01-Dec-2014	Other IW
NRC Environmental Services Inc	25-0333	05-A	01-May-2014	Other IW
Ocean Blue Environmental Services	25-0267	04-A	01-Jun-2014	Other IW
Pacific Tank Cleaning Services	25-0428	01-A	01-Oct-2014	Other IW
Pacific Trans Environmental Services Inc	25-0004	20-A	01-Nov-2014	Other IW
Patriot Environmental Services	25-0384	03-A	01-Nov-2014	Other IW
Sludgebusters Septic Service	25-0128	12-A	01-Feb-2014	Other IW
South Bay Sandblasting & Tank Cleaning Inc	25-0282	08-A	01-Dec-2014	Other IW
Spankys Portable Services Inc	25-0275	07-A	01-May-2014	Other IW
Sunrise Pumping Service	25-0352	04-A	01-Jun-2014	Other IW
United Site Services	25-0406	02-A	01-Nov-2014	Other IW
Western Pump Inc.	25-0422	01-A	21-Jul-2014	Other IW

Count this class: **29**

Class 9 - Trucked Industrial Waste Generator

<i>Name</i>	<i>Facility</i>	<i>Permit</i>	<i>Expires</i>	<i>Waste Type</i>
Action Cleaning Corporation	25-0196	43-A	01-May-2014	Other IW
Action Cleaning Corporation	25-0196	44-A	01-Aug-2013	Other IW
Action Cleaning Corporation	25-0354	04-A	01-Jul-2014	Other IW
Al-Max Sanitation	25-0002	36-A	01-Oct-2014	Grease Traps
Al-Max Sanitation (R L Bates Inc)	25-0357	04-A	01-Aug-2014	Other IW
All Seasons RV Park	25-0233	09-A	01-Sep-2014	Sludge
American Asphalt and Concrete Inc	25-0415	01-A	16-Feb-2013	Other IW
Atlas Pumping Service	25-0048	35-A	01-Mar-2014	Grease Traps
Atlas Pumping Service	25-0369	03-A	01-Mar-2014	Other IW
Barona Casino	25-0129	15-A	01-Mar-2014	Sludge
Black Gold Industries	25-0328	05-A	01-Feb-2014	Maintenance
Cal Fire - Rainbow Conservation Camp	25-0290	06-A	01-Sep-2014	Sludge
California Dept of Forestry La Cima Fire Center	25-0184	12-A	01-Feb-2014	Sludge
Certified Coatings Company	25-0425	01-A	01-Sep-2014	Other IW
City; Environmental Svcs Miramar Landfill	25-0389	03-A	01-Jan-2014	Other IW
City; Environmental Svcs Miramar Landfill	25-0389	04-A	01-Apr-2014	Other IW
Compliance Monitoring Services	25-0423	01-A	31-Aug-2013	Other IW
County of San Diego	25-0244	09-A	01-Apr-2014	Sludge
County of San Diego DPW Julian WWTP	25-0325	06-A	01-Oct-2014	Sludge
Diamond Environmental Services	25-0298	07-A	01-Dec-2014	Maintenance

Trucked Waste Permits Issued between 01-Jan-2013 and 30-Dec-2013

Thursday, February 27, 2014 8:43 pm

Page 3

Class 9 - Trucked Industrial Waste Generator

<i>Name</i>	<i>Facility</i>	<i>Permit</i>	<i>Expires</i>	<i>Waste Type</i>
Downstream Services Inc	25-0261	03-A	01-Aug-2014	Maintenance
Environmental Logistics Inc	25-0387	02-A	01-Sep-2014	Other Non-IW
Golden Acorn Casino	25-0197	26-A	01-May-2014	Sludge
Golden Acorn Casino	25-0197	27-A	01-May-2014	Sludge
Green Clean Water & Waste Services Inc	25-0404	02-A	01-Jul-2014	Other IW
Green Clean Water & Waste Services Inc	25-0405	02-A	01-Jul-2014	Other IW
Hazard Construction Company	25-0307	07-A	01-Mar-2014	Other Non-IW
JC Environmental Company Inc	25-0416	01-A	01-Oct-2014	Maintenance
JJ Septic & Drain Service Inc	25-0121	15-A	01-Jan-2014	Maintenance
Lake Morena Views Mutual Water Co	25-0391	02-A	01-Feb-2014	Other IW
Lilac Enterprises - Hide Away Lake	25-0142	14-A	01-Mar-2014	Sludge
Modern Septic	25-0274	07-A	01-May-2014	Maintenance
NRC Environmental Services Inc	25-0350	04-A	01-May-2014	Other IW
Oak Tree Ranch Inc	25-0157	13-A	01-Jun-2014	Sludge
Ocean Blue Environmental Services	25-0418	01-A	01-Jun-2014	Maintenance
Olivenhain Municipal Water District	25-0187	09-A	01-Apr-2014	Other IW
Omega II Corporation	25-0429	01-A	21-Nov-2013	Other IW
Otay Landfill Gas LLC	25-0049	20-A	01-Feb-2014	Condensate
Otay Landfill Inc	25-0105	18-A	01-Dec-2014	Condensate
Otay Landfill Inc	25-0426	01-A	01-Sep-2014	Condensate
Patriot Environmental Services	25-0385	03-A	01-Nov-2014	Other Non-IW
Pauma Valley CSD	25-0311	06-A	01-May-2014	Sludge
Ramona MWD San Vicente WWTP	25-0133	15-A	01-Feb-2014	Sludge
Ramona MWD San Vicente WWTP	25-0349	04-A	01-Apr-2014	Other IW
San Diego Zoo Safari Park	25-0174	10-B	01-Mar-2013	Sludge
San Diego Zoo Safari Park	25-0174	11-A	01-Mar-2014	Sludge
San Marcos Energy LLC	25-0343	06-A	01-Aug-2014	Condensate
Santa Ysabel Resort & Casino	25-0277	08-A	01-Jun-2014	Sludge
Skyline Ranch Country Club	25-0246	08-A	01-May-2014	Sludge
Sludgebusters Septic Service	25-0273	07-A	01-May-2014	Maintenance
South Bay Water Reclamation Plant	25-0207	21-A	16-May-2013	Sludge
South Bay Water Reclamation Plant	25-0207	22-A	27-Nov-2013	Sludge
Spankys Portable Services Inc	25-0276	07-A	01-May-2014	Maintenance
Stone Brewing Company	25-0411	02-A	01-Nov-2013	Sludge
Stone Brewing Company	25-0411	03-A	01-Nov-2014	Sludge
Stone Brewing Company	25-0411	04-A	01-Nov-2014	Sludge
Stone Brewing Company	25-0412	02-A	01-Nov-2013	Sludge
Stone Brewing Company	25-0412	03-A	01-Nov-2014	Sludge
Stone Brewing Company	25-0412	04-A	01-Nov-2014	Sludge
Sycamore Energy LLC	25-0344	05-A	01-Aug-2014	Condensate
Sycamore Landfill Inc	25-0167	13-A	30-Apr-2014	Condensate
Sycuan Casino	25-0135	16-A	01-Dec-2014	Sludge
Sycuan Casino	25-0358	04-A	01-Aug-2014	Other IW
USN;Remote Training Site Warner Springs (RTSV	25-0265	09-A	01-Dec-2014	Other Non-IW
United Pumping Service Inc	25-0346	04-A	01-Feb-2014	Maintenance
United Site Services	25-0407	02-A	01-Nov-2014	Maintenance

Trucked Waste Permits Issued between 01-Jan-2013 and 30-Dec-2013

Thursday, February 27, 2014 8:43 pm

Page 4

Class 9 - Trucked Industrial Waste Generator

<i>Name</i>	<i>Facility</i>	<i>Permit</i>	<i>Expires</i>	<i>Waste Type</i>
Valley View Casino	25-0172	14-A	01-Jul-2014	Sludge
Viejas Tribal Government	25-0130	15-A	01-Feb-2014	Sludge
Western Pump Inc.	25-0421	01-A	24-Jul-2013	Other IW
Count this class:		69		
Grand Total:		133		

Dry Cleaners Subject to Best Management Practices, Treatment Plant 1

Report run on: February 27, 2014 8:24 PM

Page 1

Class	Facility	Permit	Name		Address				City
4D	02-0642	02-A	Dry Clean USA	12750	Carmel Country	Rd	Suite	109	San Diego
	02-0643	01-A	Beasley Dry Cleaners	3840	Valley Centre	Dr	Suite	605	San Diego
	02-0645	01-A	Cosmopolitan Cleaners	9450	Scranton	Rd			San Diego
	02-0646	01-A	Continental Cleaners	2741	Via De La Valle				San Diego
	02-0647	02-A	Sorrento Cleaners	10066	Pacific Heights	Bl	Suite	111	San Diego
	02-0648	02-A	Del Mar Cleaners	2644	Del Mar Heights	Rd			San Diego
	03-0208	01-A	Elegant Cleaners	9912	Carmel Mountain	Rd	Suite	J	San Diego
	03-0262	00-A	Superway Cleaners	9396	Mira Mesa	Bl	Suite	D	San Diego
	03-0601	01-A	Martinizing Dry Cleaning	9930	Mira Mesa	Bl			San Diego
	03-0707	02-A	La Jolla Cleaners	8455	Commerce	Av			San Diego
	03-0817	02-A	Your Cleaners	8971	Mira Mesa	Bl			San Diego
	03-0820	01-A	Park Ave Cleaners	12145	Alta Carmel	Ct	Suite	210	San Diego
	03-0824	01-A	Carmel Plaza Cleaners	10175	Rancho Carmel	Dr	Suite	A122	San Diego
	03-0826	02-A	Julies # 1 Cleaners	13289	Black Mountain	Rd		9	San Diego
	03-0827	01-A	Excellent Cleaners	9450	Mira Mesa	Bl			San Diego
	03-0830	01-A	Farahs Cleaners & Tailoring	9724	Carmel Mountain	Rd	Suite	C	San Diego
	03-0833	01-A	Colony Cleaners	11885	Carmel Mountain	Rd	Suite	910	San Diego
	03-0835	02-A	Taylor's Cleaners	12880	Rancho Penasquitos	Bl	Suite	A	San Diego
	03-0836	01-A	Sunny Fresh Cleaners	10006	Scripps Ranch	Bl			San Diego
	03-1109	01-A	Westview Cleaners	13350	Camino Del Sur		Suite	1	San Diego
	03-1141	01-A	Simply Cleaner	11385	Poway	Rd	Suite	105	San Diego
	03-1144	01-A	Expert Cleaners	6615	Flanders	Dr	Suite	C	San Diego
	04-0038	00-A	Ogden's One Hour Cleaners	945	Pearl	St			La Jolla
	04-0262	01-A	Leles Tailoring and Cleaners	5617	La Jolla	Bl			La Jolla
	04-0264	01-A	Sunny Fresh Cleaners	1720	Garnet	Av			San Diego
	04-0266	01-A	Margarets Cleaners	7519	La Jolla	Bl			La Jolla
	04-0267	03-A	Joymax Cleaners	1609	Garnet	Av			San Diego
	04-0268	01-A	One Hour Martinizing	5010	Cass	St	Suite	A&B	San Diego
	04-0269	01-A	Ocean Cleaners	7523	Fay	Av	Suite	E	La Jolla
	04-0272	02-A	Pacific Plaza Cleaners	1860	Garnet	Av			San Diego
	04-0274	01-A	Sunny Fresh Cleaners	8849	Villa La Jolla	Dr	Suite	305	La Jolla
	04-0275	01-A	Ocean Cleaners	1186	Garnet	Av			San Diego
	04-0382	01-A	Quality Cleaners	7521	Girard	Av			La Jolla
	04-0393	01-A	Pearl St Cleaners	454	Pearl	St			San Diego
	05-0200	00-A	Omega Cleaners	5167	Clairemont Mesa	Bl			San Diego
	05-0296	01-A	Mr Best Cleaners	4415	Genesee	Av			San Diego
	05-0520	01-A	Heritage Dry Cleaners	2147	Comstock	St			San Diego
	05-0776	02-A	Le Le's 2 Cleaners	4465	Clairemont Mesa	Bl	Suite	A	San Diego
	05-0813	02-A	Genesee Plaza Cleaners	4203	Genesee	Av	Suite	105	San Diego
	05-0814	02-A	University City Cleaners	3212	Governor	Dr			San Diego
	05-0816	02-A	North Coast Cleaners	8915	Towne Centre	Dr	Suite	120	San Diego
	05-0817	01-A	Apadana Cleaners	7610	Hazard Center	Dr	Suite	515	San Diego
	05-0822	01-A	Fed Mart Cleaners	4411	Mercury	St	Suite	107	San Diego
	05-0825	02-A	Balboa Crest Cleaners	6391	Balboa	Av			San Diego
	05-0827	02-A	Fairlane Cleaners	5595	Clairemont Mesa	Bl			San Diego
	05-0987	02-A	Dry Clean 4 Less	4764	Clairemont Mesa	Bl			San Diego
	05-1013	03-A	Distinctive Cleaners	4049	Governor	Dr			San Diego

Dry Cleaners Subject to Best Management Practices, Treatment Plant 1

Report run on: February 27, 2014 8:24 PM

Page 2

Class	Facility	Permit	Name	Address	City
4D	05-1018	01-A	Colony Cleaners	7770 Regents Rd	San Diego
	05-1169	01-A	D-Lux Cleaners	7640 Clairemont Mesa Bl	San Diego
	05-1177	01-A	Clairemont Village Cleaners	3089 Clairemont Dr	San Diego
	06-0443	03-A	Mission Gorge Dry Cleaning	10330 Friars Rd	San Diego
	06-0446	03-A	Klassic Cleaners	9353 Clairemont Mesa Bl	San Diego
	06-0449	03-A	Tierrasanta Cleaners	10601 Tierrasanta Bl	San Diego
	06-0450	02-A	One Hour Cleaners	10472 Clairemont Mesa Bl	San Diego
	07-0055	00-A	San Carlos Cleaners	7415 Jackson Dr	San Diego
	07-0115	02-A	D'Lite Cleaners and Laundry	5165 Waring Rd	San Diego
	07-0118	02-A	One Hour Martinizing	8680 Navajo Rd	San Diego
	07-0169	02-A	San Diego Wholesale Dry Cleaner	5837 Mission Gorge Rd	San Diego
	08-0425	01-A	Mr J S Cleaners	3639 Midway Dr	San Diego
	08-0427	01-A	Embassy Cleaners	4320 Voltaire St	San Diego
	08-0430	03-A	One Day Cleaners	3960 W Point Loma Bl	San Diego
	08-0432	01-A	Las Brisas Fabric Care Center	1785 Sunset Cliffs Bl	San Diego
	08-0433	02-A	Shelter Island Village Cleaners	2907 Shelter Island Dr	San Diego
	08-0434	01-A	Ultimate Fabricare	1230 St Rosecrans	San Diego
	08-0535	01-A	Rosecrans Cleaners	1878 St Rosecrans	San Diego
	08-0536	01-A	Martinizing Cleaners	1208 Rosecrans St	San Diego
	08-0537	01-A	Point Loma Cleaners & Laundry	1801 Sunset Cliffs Bl	San Diego
	08-0538	01-A	Midway Cleaners	2383 Midway Dr	San Diego
	09-0143	00-A	Bell Cleaners	2233 1st Av	San Diego
	09-0228	00-A	Mission Hills Fabric Care Center	1604 W Lewis St	San Diego
	09-0237	02-A	North Park Cleaner	2928 Lincoln Av	San Diego
	09-0408	00-A	Veribest Cleaners	419 Robinson Av	San Diego
	09-0722	01-A	Rose Cleaners	1945 El Cajon Bl	San Diego
	09-0725	01-A	Presidio Cleaners	430 W Washington St	San Diego
	09-0726	02-A	Continental Dry Cleaners	1001 Broadway	San Diego
	09-0729	01-A	Ogden's One Hour Cleaners	1294 University Av	San Diego
	09-0732	02-A	La Mision Cleaners	105 Washington St	San Diego
	09-0828	01-A	Uptown Cleaners	1020 University Av	San Diego
	09-0830	01-A	Mathews Cleaners & Tailors	3935 Ohio St	San Diego
	09-0940	01-A	57th Ave Cleaners	2200 5th Av	San Diego
	10-0077	00-A	University Cleaners	4441 El Cajon Bl	San Diego
	10-0101	00-A	Classic Dry Cleaners & Laundry	5042 Imperial Av	San Diego
	10-0139	02-A	Imig Park Cleaners	4705 Federal Bl	San Diego
	10-0240	01-A	Select Cleaners & Laundry	4666 University Av	San Diego
	10-0406	01-A	Fairlane Cleaners	6302 El Cajon Bl	San Diego
	10-0410	01-A	Cascade Cleaners	6145 El Cajon Bl	San Diego
	10-0412	01-A	South Bay Cleaners	2939 Alta View Dr	San Diego
	10-0413	01-A	Paradise Cleaners	6915 Paradise Valley Rd	San Diego
	10-0479	01-A	University Cleaners Inc	7360 El Cajon Bl	San Diego
	10-0492	01-A	Libertycall US	3280 Main St	San Diego
	10-0493	01-A	USA Cleaners	3605 College Av	San Diego
	10-0541	01-A	CB Apparel & Dry Cleaning	4101 El Cajon Bl	San Diego
	12-0106	02-A	Saturn Cleaners	655 Saturn Bl	San Diego
	12-0108	03-A	Rainbow Cleaners	2004 Dairy Mart Rd	San Diego

Dry Cleaners Subject to Best Management Practices, Treatment Plant 1

Report run on: February 27, 2014 8:24 PM

Page 3

Class	Facility	Permit	Name		Address				City
4D	13-0130	01-A	A & P Cleaners	48	Broadway				Chula Vista
	13-0165	01-A	Bonita Cleaners	88	E Bonita	Rd	Suite	C	Chula Vista
	13-0168	01-A	Arya Cleaners	750	Otay Lakes	Rd			Chula Vista
	13-0170	02-A	One Hour Martinizing	885	E H	St	Suite	A	Chula Vista
	13-0171	02-A	Canyon Plaza Cleaners	515	Telegraph Canyon	Rd			Chula Vista
	13-0175	02-A	Fairlane Cleaners	386	E H	St	Suite	215	Chula Vista
	13-0176	01-A	Speedy Clean Specialists Inc	1327	3rd	Av			Chula Vista
	13-0177	02-A	Bradley Dry Cleaners	415	3rd	Av			Chula Vista
	13-0178	01-A	Bob Burns Cleaners	768	3rd	Av			Chula Vista
	13-0286	03-A	USA Cleaners	4360	Bonita	Rd			Chula Vista
	13-0287	02-A	Braley Cleaners	4506	Bonita	Rd			Chula Vista
	14-0015	02-A	Crown Cleaners	1212	10th	St			Coronado
	14-0016	02-A	Loews Coronado Bay Resort	4000	Coronado Bay	Rd			Coronado
	14-0018	03-A	Island Cleaners	822	Orange	Av			Coronado
	14-0019	02-A	Luxury Cleaners	110	B	Av			Coronado
	16-0371	00-A	Coit Services	1080	N Marshall	Av			El Cajon
	16-0424	01-A	Jamacha Cleaners	544	Jamacha	Rd			El Cajon
	16-0427	02-A	Magic Dry Cleaner	1754	E Main	St			El Cajon
	16-0428	01-A	Crystal Cleaners	360	Magnolia	Av	Suite	N	El Cajon
	16-0432	02-A	Fashion Cleaners	312	Broadway				El Cajon
	16-0436	02-A	Tower Cleaners	1265	Avocado	Bl	Suite	105	El Cajon
	16-0537	01-A	El Cajon 1 Hour Dry Cleaner	115	Jamacha	Rd			El Cajon
	16-0540	01-A	Town and Country Fabricare	2646	Fletcher	Py			El Cajon
	16-0542	03-A	Larry's Cleaners	862	Jackman	St			El Cajon
	16-0717	01-A	Park Cleaners	13465	Camino Canada		Suite	111	El Cajon
	18-0102	01-A	Mom's Cleaners	5020	Baltimore	Dr			La Mesa
	18-0104	02-A	Dante's Cleaners	8160	Parkway	Dr			La Mesa
	18-0105	01-A	Mart Cleaners	8733	La Mesa	Bl			La Mesa
	18-0107	02-A	VIP Cleaners	5650	Lake Murray	Bl			La Mesa
	19-0236	03-A	Continental Cleaners	1536	Sweetwater	Rd	Suite	A	National City
	20-0069	02-A	Dry Clean USA	13522	Poway	Rd			Poway
	20-0073	01-A	Twin Peaks Cleaners & Shirt Laundry	14891	Pomerado	Rd			Poway
	20-0075	03-A	Ogden's Cleaners	13573	Poway	Rd			Poway
	21-0203	01-A	Style Cleaners	9640	Mission Gorge	Rd			Santee
	21-0204	03-A	Magic Flow Cleaners	10251	Mast	Bl	Suite	K	Santee
	21-0206	02-A	Daisy Cleaners	9876	N Magnolia	Av			Santee
	21-0235	02-A	Carlton Classic Cleaners	9636	Carlton Hills	Bl			Santee
	22-0044	02-A	Le's Cleaners	7028	Broadway				Lemon Grove
	22-0045	01-A	Palomar Cleaners	7870	Broadway				Lemon Grove
	22-0060	03-A	Clean Xpress	6935	Federal	Bl			Lemon Grove
	32-0002	02-A	Alpine Cleaners	1347	Tavern	Rd	Suite	28A	Alpine
	33-0003	02-A	PR Cleaners # 1	12403	Woodside	Av			Lakeside
	33-0005	02-A	PR Cleaners # 2	9534	Winter Gardens	Bl	Suite	G	Lakeside
	34-0013	01-A	Advantage Cleaners	2522	Jamacha	Rd	Suite	101	El Cajon
	34-0014	01-A	Spring Valley Cleaners	627	Sweetwater	Rd			Spring Valley
	34-0018	01-A	Casa de Oro Dry Cleaners	9902	Campo	Rd			Spring Valley
	34-0021	02-A	Bonded Cleaners	2778	Sweetwater Spring	Bl			Spring Valley

Dry Cleaners Subject to Best Management Practices, Treatment Plant 1

Report run on: February 27, 2014 8:24 PM

Page 4

Class	Facility	Permit	Name	Address	City
141					

Film Processors Subject to Best Management Practices, Treatment Plant 1

Report run on: February 5, 2014 2:58 PM

Page 1

Class	Facility	Permit	Name		Address				City
2F	02-0364	02-A	Graphics Unlimited	10477	Roselle	St	Suite	B	San Diego
	02-0370	01-A	Chrome	6150	Lusk	Bl	Suite	B103	San Diego
	02-0411	02-A	Foto Finish Digital	3525	Del Mar Heights	Rd			San Diego
	02-0476	00-A	Scripps Ximed Medical Center	9850	Genesee	Av	Space	900	La Jolla
	02-0503	01-A	One Hour Moto Photo	8935	Town Centre	Dr	Suite	103	San Diego
	02-0556	00-A	San Diego Printers	9190	Camino Santa Fe				San Diego
	02-0614	01-A	Canyon Graphics	6680	Cobra	Wy			San Diego
	02-0652	01-A	Neeley Chiropractic	12925	El Camino Real		Suite	J24	San Diego
	02-0653	01-A	Maryrose Hawkins DDS	12395	El Camino Real				San Diego
	02-0654	01-A	Lawrence J Schlitt MD	12395	El Camino Real				San Diego
	02-0655	01-A	Kingston & Phillips DDS	12395	El Camino Real				San Diego
	02-0660	01-A	Carmel Valley Vet Clinic	3890	Valley Centre	Dr			San Diego
	02-0664	01-A	Chiropractic Center Carmel Valley	12750	Carmel Country	Rd	Suite	207	San Diego
	02-0665	01-A	Pacific Petcare Veterinary Hos	12720	Carmel Country	Rd	Suite	100	San Diego
	02-0672	01-A	Sorrento Valley Dental	11230	Sorrento Valley	Rd		130	San Diego
	02-0678	01-A	Universal Reprographics San Diego	4920	Carroll Canyon	Rd			San Diego
	02-0683	01-A	Carol Gomez Summerhays DDS Inc	6635	Flanders	Dr	Suite	E	San Diego
	02-0689	01-A	Professional Dental Group	9339	Genesee	Av	Suite	240	San Diego
	02-0694	01-A	First Chiropractic	5915	Mira Mesa	Bl		D	San Diego
	02-0696	02-A	Mira Mesa Dental Care	6755	Mira Mesa	Bl	Suite	142	San Diego
	02-0698	01-A	Howard Dixon DDS MS Inc	5627	Oberlin	Dr		100	San Diego
	02-0699	01-A	T G Kujawski DDS	5425	Oberlin	Dr		101	San Diego
	02-0700	01-A	Manning & Associates	5764	Pacific Center	Bl	Suite	108	San Diego
	02-0753	01-A	Scripps Clinic Del Mar	12395	El Camino Real		Suite	101	San Diego
	02-0763	01-A	Carmel Valley Chiropractic	3830	Valley Center	Dr			San Diego
	02-0840	01-A	ColorWorks	5915	Mira Mesa	Bl	Suite	B	San Diego
	02-0962	01-A	Torrey Pines Orthopaedic Medical Group	4520	Executive	Dr	Suite	101	San Diego
	02-1051	01-A	Elum Designs Inc	3962	Sorrento Valley	Bl	Suite	900	San Diego
	03-0074	01-A	CK Chiropractic Cntr/Kien TA Chiropratic Inc	9844	Hibert	St			San Diego
	03-0460	01-A	IPM Lithographics Inc	9040	Carroll	Wy	Suite	9	San Diego
	03-0475	01-A	Creative Computer Products	6369	Nancy Ridge	Dr			San Diego
	03-0552	01-A	Photomation West Company	9212	Mira Este	Ct	Suite	101	San Diego
	03-0635	01-A	Johnson Dental Radiographic	10737	Camino Ruiz		Suite	105	San Diego
	03-0658	00-A	Strictly Black & White	9919	Hibert	St	Suite	B	San Diego
	03-0668	01-A	Associated Screen Print Intl	9323	Activity	Rd	Suite	A	San Diego
	03-0686	01-A	Stephen C Tuttle DDS	9982	Scripps Ranch	Bl			San Diego
	03-0702	00-A	Costco Wholesale Photo Lab # 452	12350	Carmel Mountain	Rd			San Diego
	03-0728	00-A	Maurice Roy Photography	7595	Miramar	Av			La Jolla
	03-0789	02-A	In to Ink Printing	7888	Silverton	Av	Suite	G	San Diego
	03-0838	01-A	William E Gable DDS	9855	Erma	Rd			San Diego
	03-0839	01-A	Richard A Giglio DDS	9855	Erma	Rd			San Diego
	03-0841	02-A	Western Chiropractic Center	9910	Mira Mesa	Bl			San Diego

Film Processors Subject to Best Management Practices, Treatment Plant 1

Report run on: February 5, 2014 2:58 PM

Page 2

Class	Facility	Permit	Name		Address				City
2F	03-0843	01-A	Neal Pham DDS	9831	Mira Mesa		Bl		San Diego
	03-0846	01-A	Jon Prickril DDS	10299	Scripps		Tr		San Diego
	03-0847	01-A	Family Physicians Med Center	10297	Scripps		Tr		San Diego
	03-0849	01-A	American Speedy Printing	9235	Activity		Rd	Suite 112	San Diego
	03-0850	01-A	Sir Speedy	7706	Arjons		Dr		San Diego
	03-0853	01-A	Christopher Cremer DDS	11279	Camino Ruiz				San Diego
	03-0854	02-A	Meyerson Dental	10737	Camino Ruiz			Suite 120	San Diego
	03-0856	01-A	Kwang Kim DDS	10737	Camino Ruiz				San Diego
	03-0857	02-A	Special Smiles	9359	Mira Mesa		Bl		San Diego
	03-0858	01-A	James Hopper DDS	9292	Mira Mesa		Bl		San Diego
	03-0859	01-A	Wilfred Baltazar Jr DDS	9329	Mira Mesa		Bl		San Diego
	03-0861	02-A	Center Veterinary Clinic	8977	Mira Mesa		Bl	Suite A	San Diego
	03-0863	01-A	Mesa Dental Group	9225	Mira Mesa		Bl	Suite 212	San Diego
	03-0864	01-A	Erik Ferrer DDS	9373	Mira Mesa		Bl		San Diego
	03-0866	01-A	SDUSD; Mira Mesa High School	10510	Reagan		Rd		San Diego
	03-0867	01-A	Market Forces Printing	7925	Silverton		Av	Suite 503	San Diego
	03-0869	02-A	San Diego Smiles by Design	11835	Carmel Mountain		Rd	Suite 1306	San Diego
	03-0870	01-A	Carmel Plaza Chiropractic	12070	Carmel Mountain		Rd	Suite 209	San Diego
	03-0872	02-A	Carmel Plaza Dental Center	11738	Carmel Mountain		Rd		San Diego
	03-0875	01-A	Scripps Clinic Rancho Bernardo	15025	Innovation		Dr		San Diego
	03-0876	01-A	Rancho Carmel Dental Care	10175	Rancho Carmel		Dr	Suite 110	San Diego
	03-0883	01-A	A Black Mountain Road Pet Clinic	13161	Black Mountain		Rd	Suite 1	San Diego
	03-0884	01-A	Mount Carmel High School	9550	Carmel Mountain		Rd		San Diego
	03-0886	01-A	Carmel Mountain Chiropractic	9320	Carmel Mountain		Rd		San Diego
	03-0887	02-A	Adrian F Naguit DDS	9888	Carmel Mountain		Rd	Suite D	San Diego
	03-0888	01-A	Walter D Andrada DDS	9330	Carmel Mountain		Rd	Suite B	San Diego
	03-0899	01-A	SDUSD; Scripps Ranch High School	10410	Treena		St		San Diego
	03-0940	01-A	International Technoprint Inc	10625	Scripps Ranch		Bl	Suite F	San Diego
	03-0947	01-A	SmileCare	10788	Black Mountain		Rd		San Diego
	03-1000	01-A	Image 2 Print	9920	Scripps Lake		Dr	Suite 102	San Diego
	03-1077	01-A	Rite Aid # 5661	8985	Mira Mesa		Bl		San Diego
	03-1094	01-A	Ray Derakshan DMD	11134	Rancho Carmel		Dr	Suite 103	San Diego
	03-1096	01-A	Allele Biotechnology & Pharmaceuticals LLC	6827	Nancy Ridge		Dr		San Diego
	03-1098	01-A	Larson Chiropractic	13161	Black Mountain		Rd	Unit 2	San Diego
	03-1112	01-A	Laserlab Inc	6790	Top Gun		St	Suite 9	San Diego
	03-1177	01-A	Walgreens # 11654	10787	Camino Ruiz				San Diego
	03-1207	01-A	Sia-Zol Inc	9330	Mira Mesa		Bl	Suite F	San Diego
	03-1209	01-A	Mira Mesa Veterinary Clinic	9396	Mira Mesa		Bl	Suite A	San Diego
	04-0108	02-A	La Jolla One Hour Photo	7523	Fay		Av		La Jolla
	04-0186	00-A	The Bishop's School	7607	La Jolla		Bl		La Jolla
	04-0219	00-A	Copley Information Services	7701	Herschel		Av		La Jolla
	04-0256	02-A	CVS Pharmacy # 9106	1652	Garnet		Av		San Diego

Film Processors Subject to Best Management Practices, Treatment Plant 1

Report run on: February 5, 2014 2:58 PM

Page 3

Class	Facility	Permit	Name	Address	City
2F	04-0257	01-A	ABC Veterinary Hospital	2032 Hornblend	San Diego
	04-0258	01-A	Libs Chiropractic Center	4410 Lamont	San Diego
	04-0259	01-A	SDUSD; Mission Bay High School	2475 Grand	San Diego
	04-0279	01-A	The Animal Hosp of La Jolla	7601 Draper	La Jolla
	04-0280	02-A	La Jolla Family Dentistry	7509 Draper	La Jolla
	04-0281	03-A	CVS #9926	7525 Eads	La Jolla
	04-0288	01-A	Whitney A Jones DDS	9850 Genesee	La Jolla
	04-0289	01-A	Scripps Center For Dental Care	9850 Genesee	La Jolla
	04-0291	02-A	Torrey Pines Orthopaedic Medical Group Inc	9850 Genesee	La Jolla
	04-0295	01-A	David Kitchen DDS	9850 Genesee	La Jolla
	04-0296	01-A	Jay S Berenter DPM	9850 Genesee	La Jolla
	04-0304	01-A	Ellen A Miyashiro DMD	7759 Herschel	La Jolla
	04-0305	01-A	Michael Reynolds DDS	7742 Herschel	La Jolla
	04-0307	01-A	John J Taddey DDS	7946 Ivanhoe	La Jolla
	04-0309	01-A	Philip A Burgess DDS	5731 La Jolla	La Jolla
	04-0310	01-A	La Jolla Medical Associates	6515 La Jolla	La Jolla
	04-0311	01-A	Chris Bickford MD	6515 La Jolla	La Jolla
	04-0312	01-A	Nautilus Veterinary Clinic	6911 La Jolla	La Jolla
	04-0314	01-A	Brian Judelson DDS	4130 La Jolla Village	La Jolla
	04-0315	01-A	SDUSD; La Jolla High School	750 Nautilus	La Jolla
	04-0318	01-A	Abraham Romanowsky DDS	470 Nautilus	La Jolla
	04-0320	02-A	California Dental Implant Center	1030 Pearl	La Jolla
	04-0323	01-A	Frederick U Soldau DDS Inc	850 Prospect	La Jolla
	04-0325	01-A	Peter Nordland DMD	850 Prospect	La Jolla
	04-0328	01-A	Mario Alberti DDS	4150 Regents Park	La Jolla
	04-0339	01-A	Deans Photo Service Inc	8855 Villa La Jolla	La Jolla
	04-0341	01-A	Rick K Yamada DDS	8950 Villa La Jolla	La Jolla
	04-0342	01-A	Barbara J Kabes DDS MS	8950 Villa La Jolla	La Jolla
	04-0343	03-A	La Jolla Dental Day Spa	8950 Villa La Jolla	La Jolla
	04-0346	02-A	La Jolla Dental Group	8950 Villa La Jolla	La Jolla
	04-0347	01-A	La Jolla Village Dental Office	8950 Villa La Jolla	La Jolla
	04-0349	01-A	Arthur Ferraro DDS	4603 Cass	San Diego
	04-0351	01-A	Robert Cantonwine	4776 Cass	San Diego
	04-0352	01-A	Pacific Beach Urgent Care	4490 Fanuel	San Diego
	04-0353	01-A	Dr Robert Fremont	4527 Fanuel	San Diego
	04-0354	02-A	Dream Wellness	1976 Garnet	San Diego
	04-0356	01-A	Christoper J Kempston DDS	1324 Garnet	San Diego
	04-0360	01-A	Ana Simerlein DDS	1919 Grand	San Diego
	04-0363	01-A	Wayne R Hadaway DDS	2036 Hornblend	San Diego
	04-0366	01-A	J H Fallon DDS	4633 Ingraham	San Diego
	04-0368	01-A	Janelle Siebenlist DDS	4747 Mission	San Diego
	04-0372	02-A	CVS Pharmacy # 9195	8831 Villa La Jolla	La Jolla

Film Processors Subject to Best Management Practices, Treatment Plant 1

Report run on: February 5, 2014 2:58 PM

Page 4

Class	Facility	Permit	Name		Address				City
2F	04-0386	03-A	CVS# 9937	4445	Mission	Bl			San Diego
	04-0396	03-A	CVS# 9538	1792	Garnet	Av			San Diego
	04-0403	01-A	Fred H Larson DDS	7334	Girard	Av	Suite	102	La Jolla
	04-0410	01-A	Joseph D'Angelo	1111	Torrey Pines	Rd			San Diego
	04-0448	01-A	Girard Orthopaedic Surgeons	4130	La Jolla Village	Dr	Suite	306	San Diego
	05-0189	01-A	City Printing Service	7244	Clairemont Mesa	Bl			San Diego
	05-0349	01-A	Better Health Chiropractic	4861	Convoy	St			San Diego
	05-0409	02-A	Costco Wholesale Photo Lab # 401	4605	Morena	Bl			San Diego
	05-0429	01-A	Mission Valley Medical Clinic	5333	Mission Center	Rd	Suite	100	San Diego
	05-0637	01-A	I Deal Services	4930	Naples	Pl			San Diego
	05-0655	01-A	Kaiser Permanente	7060	Clairemont Mesa	Bl			San Diego
	05-0663	03-A	Longs Drug Store # 7962	5685	Balboa	Av			San Diego
	05-0772	01-A	Rick Engineering	5620	Friars	Rd			San Diego
	05-0811	01-A	Copley News Service	123	Camino De La Reina				San Diego
	05-0836	01-A	Concorde Career Institute	123	Camino De La Reina				San Diego
	05-0838	02-A	Shoulder Knee Institute	3444	Kearny Villa	Rd	Suite	202	San Diego
	05-0844	02-A	David James Smith MD	3703	Camino Del Rio S		Suite	210	San Diego
	05-0845	01-A	SmileCare	1333	Camino Del Rio S				San Diego
	05-0847	01-A	Aesthetic Dental Center	2333	Camino Del Rio S		Suite	310	San Diego
	05-0851	01-A	Emergency Animal Clinic of San Diego	2317	Hotel Circle	Pl			San Diego
	05-0853	01-A	SmileCare Professionals	5638	Mission Center	Rd		104	San Diego
	05-0855	01-A	Stadium Dental Care	8590	Rio San Diego	Dr		110	San Diego
	05-0862	01-A	Kearny Mesa Dentistry	4488	Convoy	St		G	San Diego
	05-0864	01-A	Drs Gardner Wiersma Goehl Lind	7675	Dagget	St		160	San Diego
	05-0865	02-A	Anthony Tai Q Pham DDS	4240	Kearny Mesa	Rd		117	San Diego
	05-0866	02-A	Francis Parker School	6501	Linda Vista	Rd			San Diego
	05-0867	01-A	San Diego Sports and Spine	7612	Linda Vista	Rd		109	San Diego
	05-0876	01-A	Bretow Chiropractic Center	1274	Morena	Bl			San Diego
	05-0878	01-A	ABC Veterinary Hospital	8020	Ronson	Rd			San Diego
	05-0879	01-A	Morena Pet Hospital	1540	Morena	Bl			San Diego
	05-0880	01-A	Kearny Mesa Vet Hospital Inc	7677	Ronson	Rd		100	San Diego
	05-0881	01-A	Tai Huynh DDS	2363	Ulric	St		A	San Diego
	05-0883	01-A	Balboa Veterinary Hospital	7931	Balboa	Av			San Diego
	05-0884	01-A	Paul Kosciuk DDS	6565	Balboa	Av			San Diego
	05-0885	01-A	Family Medical Clinic	6465	Balboa	Av			San Diego
	05-0886	01-A	Robert Chin DDS	6545	Balboa	Av	Suite	A	San Diego
	05-0888	01-A	So Cal Graphics	8316	Clairemont Mesa	Bl			San Diego
	05-0889	01-A	Richard D Katnik DDS Inc	7319	Clairemont Mesa	Bl			San Diego
	05-0890	01-A	Najwa Barakat DDS	7061	Clairemont Mesa	Bl			San Diego
	05-0892	02-A	Sleep Family Dentistry	4241	Balboa	Av			San Diego
	05-0899	01-A	Ned W Jerge DDS APC	3762	Clairemont	Dr			San Diego
	05-0900	01-A	Clairemont Family Medical Grp	3058	Clairemont	Dr			San Diego

Film Processors Subject to Best Management Practices, Treatment Plant 1

Report run on: February 5, 2014 2:58 PM

Page 5

Class	Facility	Permit	Name		Address			City
2F	05-0901	02-A	Barbara Young DDS	3764	Clairemont	Dr		San Diego
	05-0902	01-A	J H Brockhoff DDS	3660	Clairemont	Dr	1	San Diego
	05-0903	01-A	Mally Zomorodi DDS	3670	Clairemont	Dr	9	San Diego
	05-0905	01-A	Bay Park Dental Group	2619	Clairemont	Dr		San Diego
	05-0906	01-A	Clairemont Family Dental Off	3670	Clairemont	Dr	14	San Diego
	05-0907	01-A	Dr Roy Phillips	3660	Clairemont	Dr	2	San Diego
	05-0908	02-A	Clairemont Village Pet Clinic	3007	Clairemont	Dr	G	San Diego
	05-0910	01-A	Raymond Moga DDS	3774	Clairemont	Dr		San Diego
	05-0912	01-A	RB Hancock/GJ Stratigopoulos	4808	Clairemont Mesa	Bl		San Diego
	05-0913	01-A	L C Family Dental Care	5527	Clairemont Mesa	Bl		San Diego
	05-0914	02-A	Robert L Levine DMD	4453	Clairemont Mesa	Bl		San Diego
	05-0916	01-A	Western Dental	3802	Clariemont Mesa	Bl		San Diego
	05-0917	01-A	Vetco Hospitals Inc	3994	Clairemont Mesa	Bl	Suite A	San Diego
	05-0918	01-A	Clairemont Square Animal Hosp	4941	Clairemont	Dr	Suite G	San Diego
	05-0925	01-A	Dr Mccalley / Dr Hurst	4690	Genesee	Av		San Diego
	05-0926	01-A	Lewis H Abulafia DDS	4320	Genesee	Av	101	San Diego
	05-0927	01-A	Paul C Davis DDS Inc	4320	Genesee	Av	102	San Diego
	05-0928	01-A	San Diego Orthodontics	4320	Genesee	Av	106	San Diego
	05-0929	01-A	Anita Varzi DDS	4295	Gesner	St	2E	San Diego
	05-0930	02-A	Mission Bay Dental Group	4295	Gesner	St	2B	San Diego
	05-0932	01-A	Neil A Kjos Music Co	4380	Jutland	Dr		San Diego
	05-0933	01-A	Rose Canyon Animal Hospital	4295	Jutland	Dr		San Diego
	05-0934	01-A	David W Hellerud DDS	4444	Manitou	Wy		San Diego
	05-0937	01-A	Antony K Christensen	3737	Moraga	Av	A104	San Diego
	05-0939	01-A	Drs R Greenfield & R Vance	3737	Moraga	Av	A106	San Diego
	05-0941	01-A	Stanley Baquial DDS	3737	Moraga	Av	B309	San Diego
	05-0942	01-A	Dr Farzan Alam-Rad DDS	3737	Moraga	Av	B311	San Diego
	05-0945	01-A	Faye Tada DDS	3737	Moraga	Av	B410	San Diego
	05-0948	01-A	Jay Akef DDS	3737	Moraga	Av	B408	San Diego
	05-0949	01-A	Edmund W Jay DDS	3737	Moraga	Av	B300	San Diego
	05-0951	01-A	David Lockwood DDS	3737	Moraga	Av	B414	San Diego
	05-0955	01-A	SDUSD; University City High School	6949	Genesee	Av		San Diego
	05-0956	01-A	Ronald S Rosenblatt DDS	3222	Governor	Dr		San Diego
	05-0959	02-A	Renaissance Dental Center	4150	Regents Park	Rw	Suite 130	San Diego
	05-0960	01-A	SDUSD; Standley Middle School	6298	Radcliffe	Dr		San Diego
	05-0961	01-A	Dennis Jacobs DDS	7748	Regents	Rd	Suite 301	San Diego
	05-0962	01-A	Colony Vet Clinic	7748	Regents	Rd	Suite 302	San Diego
	05-0963	02-A	Cote Animal Hospital	8915	Town Centre	Dr	Suite 110	San Diego
	05-0965	01-A	La Jolla MRI LTD	8929	University Center	Ln	Suite 207	San Diego
	05-0966	01-A	Richard Harmetz DDS	8899	University Center	Ln	Suite 180	San Diego
	05-0967	02-A	Center for Dental Health La Jolla	8899	University Center	Ln	Suite 190	San Diego
	05-0968	01-A	Carl Smith DDS	8899	University Center	Ln	Suite 185	San Diego

Film Processors Subject to Best Management Practices, Treatment Plant 1

Report run on: February 5, 2014 2:58 PM

Page 6

Class	Facility	Permit	Name		Address				City
2F	05-0969	01-A	North County Orthopaedic Medical Group	8929	University Center	Ln	Suite	100	San Diego
	05-0978	02-A	CVS Pharmacy # 9175	4829	Clairemont	Dr			San Diego
	05-0982	01-A	SDUSD; Kearny High School	7651	Wellington	St			San Diego
	05-0996	01-A	Rite Aid # 5653	5270	Balboa	Av			San Diego
	05-1007	02-A	Tracy Taddey DDS	7373	Clairemont Mesa	Bl			San Diego
	05-1012	02-A	Longs Drug Store # 9963	5644	Mission Center	Rd	Suite	201	San Diego
	05-1026	01-A	Paul J Graber Family Dentistry	2405	MORENA	Bl			San Diego
	05-1035	01-A	William Bremner DDS	3660	Clairemont	Dr	Suite	11	San Diego
	05-1041	01-A	Smile Care Family Dentistry # 67	3820	Convoy	St			San Diego
	05-1042	01-A	Carol Landry Pro Photo Retouch Service	5640	Kearny Mesa	Rd	Suite	P	San Diego
	05-1053	03-A	Wal-Mart Store # 5338	4840	Shawline	St			San Diego
	05-1105	01-A	E C Smith DDS	3805	Clairemont	Dr	Suite	B	San Diego
	05-1107	01-A	Rite Aid # 5649	6939	Linda Vista	Rd			San Diego
	05-1128	01-A	Ronald Petrillo DMD	7440	Beagle	St			San Diego
	05-1141	01-A	Clairemont Dental Group	5222	Balboa	Av	Suite	71	San Diego
	05-1143	01-A	Walgreens # 12143	5504	Balboa	Av			San Diego
	05-1146	01-A	Christina A Bartsch DDS	3737	Moraga	Av	Suite	A306	San Diego
	05-1148	01-A	Goodway Printing & Graphics	7372	Convoy	Ct			San Diego
	05-1151	01-A	CVS #3942	8915	Towne Centre	Dr			San Diego
	05-1156	01-A	Alpha Trust Chiropractic	7840	Mission Center	Ct	Unit	101	San Diego
	05-1165	01-A	Charles L Garrison DDS	7345	Linda Vista	Rd	Suite	D	San Diego
	05-1168	01-A	Cheshire Cat Fel Health Center	4680	Clairemont Mesa	Bl			San Diego
	05-1170	01-A	Xusheng Mu DDS Inc	4716	Clairemont Mesa	Bl			San Diego
	05-1178	01-A	Animal ER of San Diego	5610	Kearny Mesa	Rd			San Diego
	05-1199	01-A	Ritz Camera and Image #177	4545	La Jolla Village	Dr	Unit	177	San Diego
	06-0068	01-A	Artmania	8961	Complex	Dr			San Diego
	06-0088	02-A	Acorn Press	9726	Aero	Dr			San Diego
	06-0156	01-A	Plaza Press	4651	Mission Gorge	Pl			San Diego
	06-0180	02-A	San-Lo Aerial Surveys	4875	Viewridge	Av			San Diego
	06-0308	01-A	Ranroy Company Inc	8987	Complex	Dr			San Diego
	06-0347	01-A	Kaiser Permanente - Vandever	4405	Vandever	Av			San Diego
	06-0350	01-A	City;Print Shop	8835	Balboa	Av			San Diego
	06-0415	02-A	Raymert Press Inc	8835	Balboa	Av	Suite	A	San Diego
	06-0432	03-A	Western Micrographics Systems	4320	Viewridge	Av	Suite	B	San Diego
	06-0453	01-A	Business Cards Tomorrow	5450	Complex	St			San Diego
	06-0464	02-A	Oasis MSO Inc	5471	Kearny Villa	Rd	Suite	200	San Diego
	06-0466	01-A	Wal-Mart Store # 2177	3382	Murphy Canyon	Rd			San Diego
	06-0476	02-A	Joseph S Sparrow DDS	3292	Sandrock	Rd			San Diego
	06-0477	01-A	L W Thomas DMD	4926	La Cuenta	Dr	Suite	100	San Diego
	06-0478	01-A	SDUSD; Serra High School	5156	Santo	Rd			San Diego
	06-0480	01-A	D Douglas Cassat DDS	10789	Tierrasanta	Bl	Suite	110	San Diego
	06-0481	02-A	Tierrasanta Veterinary Hosp	10799	Tierrasanta	Bl			San Diego

Film Processors Subject to Best Management Practices, Treatment Plant 1

Report run on: February 5, 2014 2:58 PM

Page 7

Class	Facility	Permit	Name		Address				City
2F	06-0485	01-A	Sharp Printing Services	9161	Chesapeake	Dr			San Diego
	06-0486	01-A	L E I Medical Group Inc	9620	Chesapeake	Dr	Suite	104	San Diego
	06-0489	01-A	Thomas Doleski DDS	9340	Clairemont Mesa	Bl	Suite	C	San Diego
	06-0493	01-A	Rite Aid # 5660	10631	Tierresanta	Bl			San Diego
	06-0510	01-A	Repro Magic	5445	Ruffin	Rd			San Diego
	06-0521	02-A	Costco Wholesale Photo Lab # 488	2345	Fenton	Py			San Diego
	06-0532	01-A	Valley Instant Printing	4247	Ponderosa	Av	Suite	A	San Diego
	06-0564	01-A	RanRoy Printing Company	4650	Overland	Av			San Diego
	06-0566	01-A	CVS Pharmacy # 8833	3332	Sandrock	Rd			San Diego
	06-0599	01-A	Wheeler Family Chiropractic	5482	Complex	St	Suite	101	San Diego
	07-0071	00-A	Western Press	4401	Twain	Av	Suite	20	San Diego
	07-0080	03-A	Fromex One Hour Photo	7299	Navajo	Rd			San Diego
	07-0082	02-A	Foremost Printing	5839	Mission Gorge	Rd	Suite	B	San Diego
	07-0123	02-A	Rancho San Carlos Pet Clinic	7850	Golfcrest	Dr			San Diego
	07-0125	01-A	Victor A Ippolito DDS Inc	6280	Jackson	Dr		3	San Diego
	07-0126	01-A	James H Thompson Dmd	7424	Jackson	Dr		3	San Diego
	07-0127	01-A	Donald R Fleming DDS Inc	7676	Jackson	Dr			San Diego
	07-0128	01-A	Charles R Petrie DDS	6280	Jackson	Dr		6	San Diego
	07-0130	01-A	Guy Fox DDS & Amy Fox DDS	8312	Lake Murray	Bl	Suite	E	San Diego
	07-0135	01-A	Personal Dental Services	6505	Alvarado	Rd			San Diego
	07-0136	01-A	Radiation Medical Group Inc	6699	Alvarado	Rd			San Diego
	07-0139	03-A	CVS# 9154	10350	Friars	Rd			San Diego
	07-0140	01-A	Chiropractic Care Center	6171	Mission Gorge	Rd		110	San Diego
	07-0141	01-A	Contemporary Chiropractic	6612	Mission Gorge	Rd			San Diego
	07-0142	01-A	Mission Gorge Animal Hospital	6690	Mission Gorge	Rd		M	San Diego
	07-0143	01-A	Dr William Ochs DDS	5863	Mission Gorge	Rd			San Diego
	07-0145	02-A	Alvarado Orthopedic Med Group	5555	Reservoir	Dr	Suite	104	San Diego
	07-0146	01-A	SDUSD; Patrick Henry High School	6702	Wandermere	Dr			San Diego
	07-0151	02-A	CVS Pharmacy # 9137	7393	Jackson	Dr			San Diego
	07-0165	01-A	Walgreens # 7176	8766	Navajo	Rd			San Diego
	07-0177	01-A	Mission Dental Center	5995	Mission Gorge	Rd	Suite	A	San Diego
	08-0278	01-A	Watts Colorlab	3610	Hancock	St	Suite	4	San Diego
	08-0344	04-A	CVS# 9922	3950	W Point Loma	Bl			San Diego
	08-0352	00-A	San Diego Magazine	1450	Front	St			San Diego
	08-0437	01-A	Shelter Island Medical Group	1370	Rosecrans	St			San Diego
	08-0444	01-A	Rodney Mellor DDS	1943	Cable	St			San Diego
	08-0445	02-A	Fleming S Lee DDS	1857	Cable	St			San Diego
	08-0447	01-A	Rite Aid # 5647	4840	Niagra	Av			San Diego
	08-0448	01-A	Turton Enterprises	1743	Catalina	Bl			San Diego
	08-0450	01-A	Dr Warren Patch	1952	Sunset Cliffs	Bl			San Diego
	08-0455	01-A	SDUSD; Point Loma High School	2335	Chatsworth	Bl			San Diego
	08-0456	01-A	Mark A Kretz DDS	1775	Locust	St			San Diego

Film Processors Subject to Best Management Practices, Treatment Plant 1

Report run on: February 5, 2014 2:58 PM

Page 8

Class	Facility	Permit	Name		Address		City
2F	08-0457	01-A	Point Loma Nazarene College	3900	Lomaland	Dr	San Diego
	08-0461	01-A	Ocean Beach Dental	2176	Sunset Cliffs	Bl	San Diego
	08-0462	01-A	Seaside Dentistry	1499	Sunset Cliffs	Bl	San Diego
	08-0463	01-A	Russell C Tontz Jr DDS	1991	Sunset Cliffs	Bl	San Diego
	08-0465	02-A	VCA Peninsula Animal Hospital	3767	Voltaire	St	San Diego
	08-0466	01-A	Marc N Reis DDS	4606	Voltaire	St	San Diego
	08-0467	01-A	Cabrillo Veterinary Hospital	4138	Voltaire	St	San Diego
	08-0475	01-A	Kaiser Permanente	3250	Fordham	St	San Diego
	08-0476	01-A	Pacific Chiropractic	1775	Hancock	St	San Diego
	08-0477	01-A	California Retina Associates	3405	Kenyon	St	San Diego
	08-0480	01-A	Midway Chiropractic Center	3689	Midway	Dr	San Diego
	08-0484	01-A	Van A Brollini DDS	4118	W Point Loma	Bl	San Diego
	08-0486	01-A	Health Services Complex	3851	Rosecrans	St	San Diego
	08-0487	01-A	Abundant Health Chiropractic	3045	Rosecrans	St	San Diego
	08-0519	01-A	Walgreens # 6094	3005	Midway	Dr	San Diego
	08-0543	01-A	Becker Family Dental Care	3046	Avenida de Portugal		San Diego
	08-0545	01-A	CVS Pharmacy # 9165	3327	Rosecrans	St	San Diego
	08-0555	01-A	Point Loma Veterinary Clinic	1964	Sunset Cliffs	Bl	San Diego
	09-0028	02-A	Center City Printing	1031	14th	St	San Diego
	09-0036	02-A	Color Graphics Inc	1660	India	St	San Diego
	09-0279	01-A	Knox Photocopy Service	2250	4th	Av	San Diego
	09-0282	01-A	George's Camera/Video Exchange	3837	30th	St	San Diego
	09-0367	01-A	San Diego Daily Transcript	2131	3rd	Av	San Diego
	09-0535	02-A	Nelson Photo Supply	1909	India	St	San Diego
	09-0665	03-A	Costco Wholesale Photo Lab	650	Gateway Center	Dr	San Diego
	09-0680	02-A	Regency Rehab Hospital	555	Washington	St	San Diego
	09-0698	03-A	CVS Pharmacy # 9903	71	Horton	Pl	San Diego
	09-0720	01-A	Internal Medicine Associates	4033	3rd	Av Suite 300	San Diego
	09-0735	01-A	Champion Orthopedics	2918	5th	Av	San Diego
	09-0738	02-A	J Philip Bradford DDS	3823	8th	Av	San Diego
	09-0739	01-A	Tim Mantoani Photograph	3615	India	St	San Diego
	09-0743	01-A	Arthur L Austin DDS	311	Nutmeg	St	San Diego
	09-0744	01-A	Dr Jeffrey S Keeny DDS	1807	Robinson	Av Suite 101	San Diego
	09-0745	02-A	Vaheed Bayette DDS	420	Spruce	St Unit C	San Diego
	09-0747	01-A	Rancho Dental Group	1442	University	Av	San Diego
	09-0748	01-A	Peter D Shaw DDS	315	Walnut	Av	San Diego
	09-0749	01-A	Alan B Lloyd DC	842	Washington	St Suite A	San Diego
	09-0751	01-A	Richard M Braun MD Inc	770	Washington	St	San Diego
	09-0752	01-A	Rober A Alder DDS	920	Washington	St	San Diego
	09-0754	03-A	VCA Hillcrest Animal Hospital	246	W Washington	St	San Diego
	09-0756	02-A	Dean Nguyen DDS	4082	30th	St	San Diego
	09-0761	01-A	Cabrillo Chiropractic	3878	Old Town	Av	San Diego

Film Processors Subject to Best Management Practices, Treatment Plant 1

Report run on: February 5, 2014 2:58 PM

Page 9

Class	Facility	Permit	Name		Address			City
2F	09-0765	01-A	Gary L Greenberg DDS PC	230	G		St	San Diego
	09-0768	01-A	Howard A First DDS Inc	239	Laurel		St	San Diego
	09-0770	01-A	County Administration Center	1600	Pacific	Room	402	San Diego
	09-0772	01-A	Childrens Dental Health Center	1270	24th		St	San Diego
	09-0776	01-A	Robert Robinson DDS	995	Gateway Center		Wy	San Diego
	09-0779	02-A	Dr Sigrid Parry & Associates	3330	3rd	Suite	202	San Diego
	09-0780	02-A	Reena Feider DDS Inc	2728	3rd		Av	San Diego
	09-0781	01-A	Robert W Hymes DDS Apc	3330	3rd		Av	San Diego
	09-0783	01-A	Jon E Peterson DDS	4076	3rd		Av	San Diego
	09-0789	01-A	Martin Brewer Deal & Hansen	2654	4th		Av	San Diego
	09-0790	01-A	Ernest Casares Jr DDS	3315	4th		Av	San Diego
	09-0794	02-A	US Healthworks - Hillcrest	3930	4th	Suite	200	San Diego
	09-0795	01-A	Uptown Dental Office	3664	4th		Av	San Diego
	09-0796	01-A	Hillcrest Footcare Center	3363	4th		Av	San Diego
	09-0800	01-A	San Diego Transcript	2131	3rd		Av	San Diego
	09-0801	02-A	Byung Sun Yoo DDS Inc	2425	3rd		Av	San Diego
	09-0805	02-A	Cathleen A Silliman DDS	2322	6th		Av	San Diego
	09-0806	01-A	Implant Dentistry of San Diego	2304	6th		Av	San Diego
	09-0810	01-A	Roger H Tubbesing DDS	233	A		St	San Diego
	09-0812	01-A	Rite Aid # 5644	535	Robinson		Av	San Diego
	09-0817	02-A	CVS Pharmacy # 9141	3151	University		Av	San Diego
	09-0832	02-A	CVS Pharmacy # 9148	313	Washington		St	San Diego
	09-0838	01-A	California Stamp Company	1492	5th		Av	San Diego
	09-0846	01-A	Carl Jepsen DDS	306	Walnut	Suite	39	San Diego
	09-0863	01-A	Giant Photo Service	3617	India		St	San Diego
	09-0876	01-A	Chiropractic Sports and Injury Center	2333	Camino Del Rio South	Suite	230	San Diego
	09-0878	01-A	Stephen Baral DMD	306	Walnut	Suite	36	San Diego
	09-0882	01-A	Scott Rauvola DDS A Dental Corp	2130	4th		Av	San Diego
	09-0883	01-A	Howard A First DDS	306	Walnut	Suite	31	San Diego
	09-0884	01-A	Western Dental	2948	University		Av	San Diego
	09-0892	01-A	Pet Hospital of North Park	2444	University		Av	San Diego
	09-0893	01-A	Pacific Veterinary Services Inc	2646	University		Av	San Diego
	09-0900	01-A	Hillcrest Dental Clinic	3544	30th		St	San Diego
	09-0901	01-A	Ruben Romero DDS/Terry Teudt DDS	306	Walnut	Suite	36A	San Diego
	09-0902	01-A	La Maestra Community Health Centers	4305	University	Suite	120	San Diego
	09-0903	01-A	San Diego American Health Center	2630	First		Av	San Diego
	09-0905	01-A	Ann Marie Zimmerman and David Rens DDS	4103	Third	Suite	A	San Diego
	09-0907	01-A	VCA Angel Animal Hospital	3537	30th		St	San Diego
	09-0908	01-A	Apple Dental	1540	Fern		St	San Diego
	09-0915	01-A	Harmony Animal Hospital	3994	Park		Bl	San Diego
	09-0916	01-A	ABC Veterinary Hospital	4054	Normal		St	San Diego
	09-0917	01-A	Ballpark Family Dental	245	25th		St	San Diego

Film Processors Subject to Best Management Practices, Treatment Plant 1

Report run on: February 5, 2014 2:58 PM

Page 10

Class	Facility	Permit	Name	Address	City
2F	09-0918	01-A	CVS Pharmacy # 4768	550 C	San Diego
	09-0921	01-A	Dr Petros Toma and Putnes Corp	4844 University	San Diego
	09-0922	01-A	Mark J Riedler DDS	4167 Ohio	San Diego
	09-0925	01-A	Brightcare Dental	3078 University	San Diego
	09-0926	01-A	Dentistry of Old Town	3659 India	San Diego
	09-0929	01-A	Kensington Dental	4444 El Cajon	San Diego
	09-0949	01-A	Life Within Chiropractic	1452 University	San Diego
	10-0415	01-A	Center City Chiropractic	3288 El Cajon	San Diego
	10-0417	02-A	Loc Bao DDS Inc	4236 El Cajon	San Diego
	10-0419	01-A	Derek Hyun DDS	4021 Fairmount	San Diego
	10-0421	01-A	Dr Nguyen T Lieu DDS	5296 University	San Diego
	10-0423	02-A	South Bay Dental Center	2939 Alta View	San Diego
	10-0424	01-A	Gary L Mcclanahan DDS	2449 E Plaza	San Diego
	10-0429	01-A	SDUSD; Crawford High School	4191 Colts	San Diego
	10-0430	01-A	SDUSD; Hoover High School	4474 El Cajon	San Diego
	10-0431	01-A	Campus Dental Group	6244 El Cajon	San Diego
	10-0433	01-A	Boulevard Animal Clinic	7047 El Cajon	San Diego
	10-0435	01-A	College Animal Hospital	5653 El Cajon	San Diego
	10-0436	01-A	Peter Ly DPM	6244 El Cajon	San Diego
	10-0437	01-A	Family Dentistry	4712 El Cajon	San Diego
	10-0439	02-A	Huan-Tony Bao Ngo DDS	6663 El Cajon	San Diego
	10-0440	01-A	Mark Haeger DDS	6244 El Cajon	San Diego
	10-0443	01-A	Hi-Tech Dental	5507 El Cajon	San Diego
	10-0444	03-A	Neighborhood Dental Group	6244 El Cajon	San Diego
	10-0445	01-A	Dung Ly General Dentistry	4310 Euclid	San Diego
	10-0447	01-A	Skill Centers of America	6255 University	San Diego
	10-0448	01-A	University Avenue Dental Group	6324 University	San Diego
	10-0449	01-A	University Square Dentistry	5971 University	San Diego
	10-0450	02-A	Dr Rodriguez Dental Corp	3200 Adams	San Diego
	10-0459	01-A	SDUSD; School of Performing Art	2425 Dusk	San Diego
	10-0472	02-A	Orange Family Dental	4205 Fairmount	San Diego
	10-0473	02-A	CVS Pharmacy # 9109	6265 El Cajon	San Diego
	10-0477	01-A	Gregory B Jensen DDS	6244 El Cajon	San Diego
	10-0478	02-A	Albertsons # 6801	4421 University	San Diego
	10-0486	01-A	Sam's Club # 6235	6336 College Grove	San Diego
	10-0494	01-A	Fromex Photo Systems	6370 El Cajon	San Diego
	10-0498	01-A	Beautiful Smile Dentistry	6368 El Cajon	San Diego
	10-0505	01-A	CVS Pharmacy # 9121	4404 El Cajon	San Diego
	10-0506	01-A	Coast Dental Care	6585 El Cajon	San Diego
	10-0510	01-A	Phuc The Nguyen DDS	4644 El Cajon	San Diego
	10-0511	01-A	Western Chiropractic Center	3531 El Cajon	San Diego
	10-0517	01-A	Lynn G Hudak DDS	4541 College	San Diego

Film Processors Subject to Best Management Practices, Treatment Plant 1

Report run on: February 5, 2014 2:58 PM

Page 11

Class	Facility	Permit	Name		Address				City
2F	10-0518	01-A	North Park Dental	3426	University		Av		San Diego
	10-0519	01-A	Chiropractic Accident & Industrial Injury Clinic	5106	Federal		Bl	Suite 107	San Diego
	10-0520	01-A	Victor X Crawford DDS	5106	Federal		Bl	Suite 209	San Diego
	10-0521	01-A	In Good Hands Family Healthcare	3641	El Cajon		Bl		San Diego
	10-0525	01-A	El Cerrito Vet Hospital	6911	University		Av		San Diego
	10-0527	01-A	Professional Dental Enterprises	3251	Adams		St	Suite A	San Diego
	10-0537	01-A	Health Arts Management	1060	South Euclid		Av		San Diego
	10-0542	01-A	Colina Veterinary Hospital	5530	University		Av		San Diego
	10-0543	01-A	FairEast Dental	4170	Fairmount		Av		San Diego
	11-0363	01-A	Testing Services & Inspection	3030	Main		St		San Diego
	11-0389	01-A	Gamma Tech Industries	3645	Dalbergia		St		San Diego
	11-0394	01-A	St Vincent De Paul Village	1501	Imperial		Av		San Diego
	11-0421	01-A	Comprehensive Health Centers	3177	Ocean View		Bl		San Diego
	11-0423	02-A	San Diego Trolley Dental Group	6571	Imperial		Av		San Diego
	11-0424	01-A	SDUSD; Morse High School	6905	Skyline		Dr		San Diego
	11-0426	01-A	Workhealth Network Med Center	250	Market		St		San Diego
	11-0427	01-A	Peter Y Umekubo Jr DDS	548	19th		St		San Diego
	11-0429	01-A	SDUSD; Lincoln High School	150	S 49th		St		San Diego
	11-0455	01-A	Hornblower Cruises & Events	0	B St Terminal A				San Diego
	12-0081	00-A	San Ysidro Health Center	4004	Beyer		Bl		San Diego
	12-0100	01-A	County; George Bailey Detention	446	Alta		Rd		San Diego
	12-0112	01-A	NAC	1330	30th		St	Suite E	San Diego
	12-0113	01-A	So San Diego Veterinary Hosp	2910	Coronado		Av		San Diego
	12-0114	02-A	EZ Smiles Dental Care	1850	Coronado		Av		San Diego
	12-0115	01-A	Lewis J Dorria DDS	2930	Coronado		Av		San Diego
	12-0117	01-A	Montgomery High School	3250	Palm		Av		San Diego
	12-0119	01-A	Jeffrey W Brown DDS	1761	Palm		Av		San Diego
	12-0121	01-A	Jerome A Bannister DDS	4370	Palm		Av	Suite C	San Diego
	12-0122	02-A	Carlos Garcia DDS	1270	Picador		Bl	Suite L-M	San Diego
	12-0123	02-A	Southland Plaza Dental	655	Saturn		Bl	Suite G	San Diego
	12-0124	01-A	I-5 Palm Ave Medical Clinic	655	Saturn		Bl		San Diego
	12-0125	02-A	San Ysidro Dental Care	2004	Dairy Mart		Rd		San Diego
	12-0186	01-A	Rancho Vista Medical & Therapy Center Inc	342	W San Ysidro		Bl	Suite F	San Diego
	12-0222	01-A	Jose L Lopez DDS Inc	3490	Palm		Av	Unit 1	San Diego
	12-0231	01-A	Juvenile Detention Facility	446	Alta		Rd		San Diego
	13-0048	02-A	Hyspan Precision Products	1685	Brandywine		Av		Chula Vista
	13-0117	02-A	Bay Port Press	645	Marsat		St	Suite D	Chula Vista
	13-0183	01-A	Wachs Chiropractic Health Center	359	3rd		Av		Chula Vista
	13-0184	01-A	Yoshindo Shibuya DDS Inc	468	3rd		Av		Chula Vista
	13-0185	01-A	Professional Dental Group	301	3rd		Av		Chula Vista
	13-0187	01-A	California Smiles Dental Group	215	3rd		Av		Chula Vista

Film Processors Subject to Best Management Practices, Treatment Plant 1

Report run on: February 5, 2014 2:58 PM

Page 12

Class	Facility	Permit	Name	Address	City	
2F	13-0190	01-A	Scripps South Bay Imaging Center	480 4th	Av	Chula Vista
	13-0192	02-A	Gentle Touch Family Dentistry	340 4th	Av Suite 16	Chula Vista
	13-0193	01-A	Victor J Mora DDS	480 4th	Av	Chula Vista
	13-0194	01-A	Bone Associates	450 4th	Av	Chula Vista
	13-0199	02-A	SmileCare Family Dentistry	510 Broadway	Av Suite 4&5	Chula Vista
	13-0200	01-A	Peter Y Umekubo Jr DDS	277 Church	Av	Chula Vista
	13-0202	01-A	Tanaka Dental Corporation	212 Church	Av	Chula Vista
	13-0204	01-A	Hilltop High School	555 Claire	Av	Chula Vista
	13-0205	01-A	Town Centre Dental Group	265 E	St	Chula Vista
	13-0208	02-A	Chula Vista Dental Office	265 F	St	Chula Vista
	13-0210	01-A	Bill C Crafton DDS	257 F	St	Chula Vista
	13-0212	01-A	Dr Derek M Lichter	247 F	St	Chula Vista
	13-0220	01-A	Woodside Dental Office	498 Hale	St	Chula Vista
	13-0221	01-A	Chiropractic Care Center	295 K	St	Chula Vista
	13-0227	01-A	Family Med Ctr of Chula Vista	1415 Ridgeback	Rd	Chula Vista
	13-0234	02-A	Meigs Family Dentistry	1040 Tierra Del Rey	Av Suite 209	Chula Vista
	13-0235	01-A	Photo Max	1367 3rd	Av	Chula Vista
	13-0239	01-A	Sweetwater Union High School Admin Center	1130 5th	Av	Chula Vista
	13-0243	01-A	South Bay Veterinary Hospital	1038 Broadway		Chula Vista
	13-0244	01-A	Western Dental	1101 Broadway		Chula Vista
	13-0245	03-A	Dental Checkup	1010 Broadway	Av Suite 5	Chula Vista
	13-0246	01-A	Healthsouth Chula Vista	1111 Broadway		Chula Vista
	13-0249	01-A	The Pet Clinic	3326 Main	St	Chula Vista
	13-0253	01-A	Barry Sliplock DDS	750 Medical Center	Ct	Chula Vista
	13-0255	01-A	Hilltop Dentistry	11 Naples	St	Chula Vista
	13-0256	01-A	Langford Chiropractor	4360 Main	St Suite 209	Chula Vista
	13-0257	01-A	Robert N Woodall DDS Inc	330 Oxford	St	Chula Vista
	13-0261	02-A	Palomar Dental Group	648 Palomar	St	Chula Vista
	13-0264	01-A	Bonita Vista High School	751 Otay Lakes	Rd	Chula Vista
	13-0282	02-A	Costco Wholesale Photo Lab # 460	895 E H	St	Chula Vista
	13-0290	01-A	Kaiser Permanente	3955 Bonita	Rd	Chula Vista
	13-0301	01-A	Tricare Outpatient Clinic	644 Naples	St	Chula Vista
	13-0314	02-A	Jerry Massimei DDS APC	1415 Ridgeback	Rd Suite 21	Chula Vista
	13-0319	01-A	Rite Aid # 5613	4348 Bonita	Rd	Bonita
	13-0323	01-A	Carl J Hemesath DDS Inc	855 3rd	Av Suite 3330	Chula Vista
	13-0333	01-A	Costco Wholesale Photo Lab # 781	1130 Broadway		Chula Vista
	13-0351	01-A	Smile Design Center	232 3rd	Av	Chula Vista
	13-0355	01-A	Walgreens # 7867	1430 Eastlake	Py	Chula Vista
	13-0379	01-A	Amazon Animal Hospital	1172 3rd	Av Suite D8	Chula Vista
	13-0382	01-A	Perez Marites DDS	754 Medical	Ct Unit 201	Chula Vista
13-0385	01-A	Eastlake Village Vet Clinic	2260 Otay Lakes	Rd Unit 113	Chula Vista	

Film Processors Subject to Best Management Practices, Treatment Plant 1

Report run on: February 5, 2014 2:58 PM

Page 13

Class	Facility	Permit	Name		Address			City
2F	13-0386	01-A	Telegraph Canyon Animal Medical Center	577	Telegraph Canyon	Rd		Chula Vista
	13-0387	01-A	Perpecta Dental Group	314	Palomar	St		Chula Vista
	13-0388	01-A	Palomar Dental Group	664	Palomar	St	Suite 1103	Chula Vista
	13-0414	01-A	Walgreens # 2623	1111	3rd	Av		Chula Vista
	13-0418	01-A	Steven G Detsch DDS	340	4th	Av	Suite 17	Chula Vista
	13-0421	01-A	Vicente Miramor DDS Inc	276	Church	Av	Unit C	Chula Vista
	13-0426	01-A	Pacific Shore Medical	835	3rd	Av	Suite A	Chula Vista
	13-0430	01-A	Nazli Keri DDS	2226	Otay Lakes	Rd		Chula Vista
	13-0433	01-A	Fabriel Burquez DDS Inc	180	Otay Lakes	Rd	Suite 208	Bonita
	13-0434	01-A	Francisco Mondragon	180	Otay Lakes	Rd	Suite 204A	Bonita
	13-0436	01-A	Children's Primary Dental Care & Adult Dental	397	E	St	Suite A&B	Chula Vista
	13-0437	01-A	Berger Dental Corporation	180	Otay Lakes	Rd	Suite 204B	Chula Vista
	13-0442	01-A	Wal-Mart # 3516	1360	Eastlake	Py		Chula Vista
	13-0456	01-A	East Lake Plaza Dental	2060	Otay Lakes	Rd	Suite 230	Chula Vista
	14-0021	01-A	Daryl Catherwood	1001	B	Av	105	Coronado
	14-0022	02-A	Smith Chiropractic Corporation	1001	B	Av	Suite 303	Coronado
	14-0027	01-A	Diane Edge DDS	1012	Isabella	Av		Coronado
	14-0028	01-A	Coronado Veterinary Hospital	150	Orange	Av		Coronado
	14-0030	01-A	Crown Veterinary Hospital	817	Orange	Av		Coronado
	14-0031	01-A	Dan R Hutchison Dmd	543	Orange	Av		Coronado
	14-0033	01-A	Rite Aid # 5655	836	Orange	Av		Coronado
	14-0040	01-A	Coronado Foot Specialists	1121	10th	St		Coronado
	14-0041	01-A	James I Haag DDS	1317	Ynez	Pl		Coronado
	14-0042	01-A	Christopher Kleber DDS	1315	Ynez	Pl		Coronado
	15-0004	01-A	J Geoffrey Murray DDS	1333	Camino Del Mar			Del Mar
	15-0008	02-A	Longs Drug Store # 9247	2662	Del Mar Heights	Rd		Del Mar
	15-0011	01-A	Del Mar Professional Dental Group	13983	Mango	Dr	Suite 104	Del Mar
	15-0015	01-A	Del Mar Blue Print Company Inc	2201	San Dieguito	Dr		Del Mar
	16-0012	01-A	Bowen Enterprises	380	Coogan	Wy		El Cajon
	16-0218	01-A	Granite Hills High School	1719	E Madison	Av		El Cajon
	16-0249	01-A	Fletcher Hills Printing	2262	Fletcher	Py		El Cajon
	16-0266	01-A	El Cajon Police Dept	100	Fletcher	Py		El Cajon
	16-0339	02-A	Western Diagnostic Imaging Center	1663	Greenfield	Dr		El Cajon
	16-0399	02-A	Dawco Press	1339	Broadway			El Cajon
	16-0411	03-A	Minuteman Press	1654	Pioneer	Wy		El Cajon
	16-0439	01-A	Valhalla High School	1725	Hillsdale	Rd		El Cajon
	16-0449	01-A	Singing Hills Animal Hospital	1951	Willow Glen	Dr		El Cajon
	16-0450	01-A	Stephen E Phillips DDS	607	Aldwych	Rd		El Cajon
	16-0451	02-A	Lubczuk Dental Arts	707	Arnele	Av		El Cajon
	16-0453	01-A	Corey H Marco MD	280	Avocado	Av		El Cajon
	16-0454	01-A	Larry A Bell DDS	254	Avocado	Av		El Cajon

Film Processors Subject to Best Management Practices, Treatment Plant 1

Report run on: February 5, 2014 2:58 PM

Page 14

Class	Facility	Permit	Name		Address			City
2F	16-0455	02-A	Dr Richard S Prouse	292	Avocado		Av	El Cajon
	16-0456	02-A	John Joe Bacino DDS	560	Brockton		St	El Cajon
	16-0457	02-A	Jean Chan DDS	260	E Chase		Av	El Cajon
	16-0458	02-A	Care & Comfort Veterinary Hospital Inc	522	E Chase		Av	El Cajon
	16-0459	02-A	East County Chiropractic	900	N Cuyamaca		St Suite 201	El Cajon
	16-0460	02-A	Partner Press LLC	280	Cypress		Ln Suite D	El Cajon
	16-0461	02-A	Brian T Holmes DC	2434	Fletcher		Py	El Cajon
	16-0463	01-A	V S Dentistry	2526	Fletcher		Py	El Cajon
	16-0465	01-A	R Bravin DDS & E Sugita DDS	360	Highland		Av	El Cajon
	16-0467	01-A	El Cajon Valley Vet Hospital	560	Johnson		Av	El Cajon
	16-0471	01-A	Oral Surgi-Center	150	Madison		Av	El Cajon
	16-0477	01-A	Jan S Drake DDS	406	Magnolia		Av	El Cajon
	16-0480	02-A	Ali Haeri DMD MHS	1297	Main		St Suite A	El Cajon
	16-0481	02-A	Maribel A Celebrado DDS	168	W Park		Av	El Cajon
	16-0484	01-A	Siekerka Chiropractic	983	Washington		Av	El Cajon
	16-0485	01-A	Encompass Fam Phys Med Grp	255	W Washington		Av	El Cajon
	16-0486	01-A	David Keen DDS	595	N Westwind		Dr	El Cajon
	16-0487	01-A	Western Dental Services	583	2nd		St	El Cajon
	16-0489	02-A	Commercial NDT	9303	Bond		Av Suite A	El Cajon
	16-0491	01-A	Horizon Dental Group	742	Broadway			El Cajon
	16-0492	02-A	Samar Atto DDS	1252	Broadway		Suite B	El Cajon
	16-0494	01-A	Gary V Parcel DDS	941	Broadway		Suite A	El Cajon
	16-0495	01-A	Gary A Olen DDS	773	Broadway			El Cajon
	16-0499	01-A	East County Dental Center	13465	Camino Canada		Suite 110A	El Cajon
	16-0500	01-A	Cajon Rancho Pet Hostpital	1682	Greenfield		Dr	El Cajon
	16-0504	01-A	SmileCare	1242	Main		St	El Cajon
	16-0507	01-A	Rite Aid # 5626	400	N 2nd		St	El Cajon
	16-0525	01-A	Adamo Chiropractic Center	820	Jamacha		Rd Suite #103	El Cajon
	16-0526	01-A	Kennedy & Scharer DDS	810	Jamacha		Rd Suite 104	El Cajon
	16-0532	01-A	Kaiser Permanente	250	Travelodge			El Cajon
	16-0543	01-A	Walgreens # 5844	215	N 2nd		St	El Cajon
	16-0546	01-A	Thomas Brant DDS	711	Avocado		Av	El Cajon
	16-0640	02-A	Hi Tech Welding and Forming Inc	1990	Friendship		Dr	El Cajon
	16-0653	02-A	Girard Orthopaedic Surgeons Medical Group	1679	E Main		St Suite 102	El Cajon
	16-0654	01-A	Brian Y Suzuki DMD Family Dentistry	2592	Fletcher Parkway		Py	El Cajon
	16-0655	01-A	Miroue	2752	Navajo		Rd	El Cajon
	16-0657	01-A	S T Sawa & Associates DDS LTD	407	W Madison		Av	El Cajon
	16-0665	01-A	Cajon Dental Group	359	W Madison		Av	El Cajon
	16-0669	01-A	Washington Dentistry	1008	E Washington		Av	El Cajon
	16-0672	01-A	Gary J Wokuluk DDS	119	W Lexington		Av	El Cajon
	16-0680	01-A	Carl Yamaguchi DDS	1276	E Washington		Av	El Cajon
	16-0706	02-A	Blake N Synowski DMD Inc	266	Avocado		Av Suite A	El Cajon

Film Processors Subject to Best Management Practices, Treatment Plant 1

Report run on: February 5, 2014 2:58 PM

Page 15

Class	Facility	Permit	Name	Address	City
2F	16-0722	01-A	San Diego Web Offset	550 Fesler	St Suite A El Cajon
	16-0744	01-A	Chiropractic Family Health Center	1333 N Second	St El Cajon
	16-0745	01-A	Professional Family Dental	1106 N 2nd	St El Cajon
	16-0746	01-A	Fenn Orthodontics	1136 N Second	St El Cajon
	17-0020	01-A	Seacoast Pet Clinic	600 Palm	Av Suite 103 Imperial Beach
	17-0021	01-A	Imperial Beach Pet Hospital	538 12th	St Imperial Beach
	17-0023	01-A	Mar Vista High School	505 Elm	Av Imperial Beach
	17-0024	01-A	Imperial Beach Dental Group	1340 Imperial Beach	Bl Imperial Beach
	17-0025	01-A	San Diego Job Corps Center	1325 Iris	Av Imperial Beach
	18-0044	02-A	Ritz Camera and Image # 178	5500 Grossmont Center	Dr La Mesa
	18-0046	00-A	Helix High School	7323 University	Av La Mesa
	18-0097	03-A	Costco Wholesale Photo Lab	8125 Fletcher	Py La Mesa
	18-0098	03-A	CVS/Pharmacy #9169	5500 Grossmont Center	Dr La Mesa
	18-0114	01-A	Irvin Silverstein DDS	6080 Lake Murray	Bl La Mesa
	18-0116	02-A	Image Dental Group	7557 El Cajon	Bl La Mesa
	18-0117	01-A	Roman Cham MD	7808 El Cajon	Bl Suite 10-P La Mesa
	18-0118	01-A	Richard Bartlett DDS	7557 El Cajon	Bl La Mesa
	18-0121	01-A	Dr Barkett DDS	5121 Garfield	St La Mesa
	18-0122	01-A	Alvarado Chiropractic Group	8811 Grossmont	Bl La Mesa
	18-0125	01-A	Thomas K Brassington DDS	8442 La Mesa	Bl La Mesa
	18-0126	01-A	Hill / Schneidmiller DDS	7888 La Mesa	Bl La Mesa
	18-0127	01-A	William R Helps DDS	8875 La Mesa	Bl Suite F La Mesa
	18-0132	01-A	Joseph A Buckley DDS	8440 Lemon	Av La Mesa
	18-0134	01-A	Donald J Trexel DDS	4333 Palm	Av Suite B La Mesa
	18-0138	01-A	Thomas J Olinger DDS	8375 University	Av La Mesa
	18-0140	01-A	Eastridge Veterinary Clinic	7750 University	Av Suite A La Mesa
	18-0142	01-A	Classic Dental Care	7122 University	Av La Mesa
	18-0143	01-A	University Animal Clinic	7134 University	Av La Mesa
	18-0145	01-A	Howard Feffer	5268 Baltimore	Dr La Mesa
	18-0146	01-A	Louis Levy Jr MD	8881 Fletcher	Py Suite 108 La Mesa
	18-0152	02-A	La Mesa Cardiac Center	5565 Grossmont Center	Dr Suite 455 La Mesa
	18-0153	01-A	Grossmont Orthopedics	5565 Grossmont Center	Dr La Mesa
	18-0154	01-A	G S Matosian Dental Corp	5565 Grossmont Center	Dr Suite 1229 La Mesa
	18-0156	01-A	Jerry M Fabrikant DPM	5565 Grossmont Center	Dr Suite 1353 La Mesa
	18-0157	01-A	Vernon T K Au DDS	5340 Jackson	Dr La Mesa
	18-0158	01-A	Lake Murray Village Vet Clinic	5644 Lake Murray	Bl La Mesa
	18-0159	02-A	La Mesa Family Dental	5652 Lake Murray	Bl La Mesa
	18-0160	01-A	Vision Chiropractic	7877 Parkway	Dr La Mesa
	18-0161	01-A	Readicare Center	8090 Parkway	Dr La Mesa
	18-0162	01-A	Parkway Pet Hospital	8200 Parkway	Dr La Mesa
18-0173	02-A	Larry R Pawl DMD	7339 El Cajon	Bl Suite F La Mesa	
18-0187	01-A	La Mesa Chiropractic	7170 University	Av La Mesa	

Film Processors Subject to Best Management Practices, Treatment Plant 1

Report run on: February 5, 2014 2:58 PM

Page 16

Class	Facility	Permit	Name		Address				City
2F	18-0192	01-A	Frederick W Lindblam DDS	5153	Jackson		Dr		La Mesa
	18-0198	01-A	Ronald S Lessem DDS	4990	70th		St	Space A	La Mesa
	18-0201	01-A	La Mesa Family Dental Group	5680	Lake Murray		Bl	Suite B	La Mesa
	18-0203	01-A	Dr Federico J Tiznado DDS	7877	Parkway		Dr	Suite 2B	La Mesa
	18-0204	01-A	Caruthers Chiropractic	5360	Jackson		Dr	Suite 116	La Mesa
	18-0209	01-A	Karen Anderson DPM	5565	Grossmont Center		Dr	Suite 152	La Mesa
	18-0210	01-A	Lake Murray Dental Group	5308	Lake Murray		Bl	Suite C	La Mesa
	18-0212	01-A	Alan M Coffin DDS	5308	Lake Murray		Bl	Suite B	La Mesa
	18-0213	01-A	Michael K Gavin DDS	5308	Lake Murray		Bl	Suite E	La Mesa
	18-0214	01-A	Jerry T Herring DDS	5308	Lake Murray		Bl	Suite D	La Mesa
	19-0199	00-A	Picture People	3030	Plaza Bonita		Rd	Suite 2232	National City
	19-0239	01-A	David M Graham MD	305	8th		St		National City
	19-0242	02-A	My Dentists	1341	8th	E	St		National City
	19-0243	01-A	South Coast Medical Clinic	408	8th		St		National City
	19-0244	01-A	A Avenue Dental	705	A		Av		National City
	19-0246	01-A	Sweetwater Union High School	2900	Highland		Av		National City
	19-0248	01-A	Rofdolfo H Picazo DDS	1436	Highland		Av		National City
	19-0249	01-A	Waiel Y Putrus DDS	2004	Highland		Av		National City
	19-0250	01-A	John Dimaccio DDS	903	Highland		Av		National City
	19-0252	01-A	Sam K Parsi DDS	2010	Highland		Av		National City
	19-0254	02-A	Family Dentistry	1127	Highland		Av		National City
	19-0256	02-A	Dentistry of Old Town	1615	Plaza		Bl	Suite 100	National City
	19-0257	02-A	Plaza Boulevard Animal Hospital	2415	Plaza	E	Bl		National City
	19-0261	02-A	Town & Country Dental	1536	Sweetwater		Rd	Suite E	National City
	19-0262	01-A	Ben Antioquia DDS	1727	Sweetwater		Rd		National City
	19-0310	01-A	Walgreens # 7869	885	Euclid		Av		National City
	19-0314	01-A	Marilyn Agbuya DDS	1430	Plaza	E	Bl	Suite E9	National City
	19-0316	01-A	Emilia Hernandez Dental Office	1483	Plaza	E	Bl		National City
	19-0317	01-A	XDI Medical Diagnostic Imaging	404	Mile of Cars		Wy	Unit D	National City
	19-0319	01-A	Western Dental	1539	Plaza	E	Bl		National City
	19-0321	01-A	Dr Richard Grant	2240	Plaza	E	Bl		National City
	19-0324	01-A	Dr Moore Dental Office	3110	Plaza	S	Bl		National City
	19-0325	01-A	Salvanera Dental Office	1035	Harbison	S	Av		National City
	19-0331	01-A	Myrna N Sabino DMD	2340	8th	E	St	Suite B	National City
	19-0333	01-A	New Image Dentistry	2340	8th	E	St	Suite H	National City
	19-0334	01-A	South Bay Family Dental Center	2	Euclid	N	Av		National City
	19-0335	01-A	Highland Dental	51	Highland	N	Av	Suite F	National City
	19-0344	01-A	Ferdinand Tuazon DDS	1235	8th	E	St		National City
	19-0345	01-A	Aurea B & Arleen Crisostomo DDS	905	8th	E	St		National City
	19-0346	01-A	South Coast Dental	400	Mile Of Cars		Wy	Suite A	National City
	19-0347	01-A	Jane S Galang	1415	8th	E	St	Suite Z	National City
	19-0356	01-A	Purita B Ebbay DMD Inc	1105	Plaza	E	Bl	Suite C	National City

Film Processors Subject to Best Management Practices, Treatment Plant 1

Report run on: February 5, 2014 2:58 PM

Page 17

Class	Facility	Permit	Name	Address	City
2F	19-0357	01-A	Tooth Fairy Dental Group	340 E 8th St	National City
	20-0031	01-A	Wal-Mart 1 Hr Photo Lab	13425 Community Rd	Poway
	20-0076	01-A	Poway High School	15500 Espola Rd	Poway
	20-0077	02-A	Pomerado Orthopedic Specialist	12630 Monte Vista Rd	Poway Suite 105
	20-0079	02-A	Ham Sang Wong DDS	12855 Pomerado Rd	Poway Suite A
	20-0081	02-A	Bruce W Johnson DMD	15835 Pomerado Rd	Poway Suite 402
	20-0083	01-A	S Chandler DMD Pro Dental Cor	15835 Pomerado Rd	Poway Suite 202
	20-0084	02-A	Roxana Mashoon DDS	15835 Pomerado Rd	Poway Suite 201
	20-0086	01-A	William Racicot DDS	13029 Pomerado Rd	Poway Suite B
	20-0087	01-A	Nina Mojaver DMD	15835 Pomerado Rd	Poway Suite 101
	20-0091	01-A	Marshall's Dental Center	15706 Pomerado Rd	Poway
	20-0094	01-A	Wiederrich Chiropractic Clinic	14103 Poway Rd	Poway
	20-0096	01-A	Donna S Mcaferty DDS Inc	12511 Poway Rd	Poway Suite B
	20-0100	01-A	R E Rheinhardt DDS	13362 Poway Rd	Poway
	20-0104	01-A	Marissa Tayag Dental Office	12222 Poway Rd	Poway Suite 6
	20-0106	01-A	Rancho Bernardo Printing Inc	12267 N Crosthwaite Cr	Poway
	20-0110	02-A	CVS Pharmacy # 9105	12358 Poway Rd	Poway
	20-0129	01-A	Printex Inc	12113 Kirkham Rd	Poway
	20-0178	01-A	Costco Wholesale Photo Lab # 775	12155 Tech Center Dr	Poway
	20-0229	01-A	Derek Hyun Dental Corp	13025 Pomerado Rd	Poway
	21-0082	03-A	Costco Wholesale Photo Lab	101 Town Center Py	Santee
	21-0140	01-A	Larson-Metercraft Inc	9356 Wheatlands Av	Santee
	21-0210	01-A	Santee Family Practice Medical Group	10158 Buena Vista Av	Santee
	21-0211	01-A	Gerald Sisson DDS	8964 Carlton Hills Bl	Santee
	21-0215	02-A	Nicholas Thacker DDS	8770 Cuyamaca St	Santee Suite 1
	21-0221	01-A	Santana High School	9915 Magnolia Av	Santee
	21-0222	02-A	Mast Blvd Pet Hospital	9740 Magnolia Av	Santee
	21-0223	01-A	Byron P Cosgrove DDS	9850 Magnolia Av	Santee
	21-0224	01-A	West Hills High School	8756 Mast Bl	Santee
	21-0225	01-A	Lasting Impressions	10366 Mission Gorge Rd	Santee
	21-0226	01-A	Healthsouth Santee	9745 Prospect Av	Santee Suite 100
	21-0228	01-A	Santee Dental Group	235 Town Center Py	Santee Suite D
	21-0233	01-A	Family Dentistry	10769 Woodside Dr	Santee
21-0290	01-A	CVS Pharmacy # 9145	9730 Mission Gorge Rd	Santee	
21-0293	01-A	Daniel M Kleiner DPM	10201 Mission Gorge Rd	Santee	
22-0041	01-A	Kevin Swartzberg DDS	3050 Main St	Lemon Grove	
22-0047	01-A	Stoddard Chiropractic Office	7366 Broadway	Lemon Grove Suite C	
22-0049	02-A	San Diego Pet Hospital	7368 Broadway	Lemon Grove Suite A	
22-0054	01-A	Lemon Grove Veterinary Hospital	7572 North Av	Lemon Grove	
22-0055	02-A	CVS Pharmacy # 9112	7100 Broadway	Lemon Grove	
32-0003	01-A	Rite Aid # 6225	1665 Alpine Bl	Alpine	
32-0012	01-A	Country Pet Clinic	2525 Alpine Bl	Alpine	

Film Processors Subject to Best Management Practices, Treatment Plant 1

Report run on: February 5, 2014 2:58 PM

Page 18

Class	Facility	Permit	Name	Address	City
2F	33-0041	01-A	Albertsons # 6738	9560 Winter Gardens	BI Lakeside
	34-0062	02-A	Denise Zendejas DDS	9150 Campo	Rd Spring Valley
	34-0085	01-A	Publicia Press LTd	2737 Via Orange	Wy Suite 108 Spring Valley
714					

CHAPTER 4 - ENFORCEMENT

4.1 INTRODUCTION

The Metropolitan Industrial Wastewater Control Program (IWCP) has the primary objectives of bringing permittees into compliance with applicable Federal Pretreatment Standards and requirements, and controlling and reducing mass emissions of industrial pollutants to the sewer. As provided in its Enforcement Response Plan and the City of San Diego Municipal Code, the Program has a broad range of enforcement mechanisms available, including the recovery of administrative and supplemental monitoring costs related to violation identification and processing; Notices of Violation; Compliance or Penalty Orders; publication of the annual List of Facilities in Significant Non-Compliance; and permit revocations and suspensions.

The enforcement section implements the program's approved Enforcement Response Plan (ERP) for violations identified through monitoring at designated sample points. When a permittee violates a discharge limit, enforcement action is initiated, including issuance of a Notice of Violation (NOV) and scheduling of additional sampling. The industry is billed to recover violation sampling and NOV administrative costs. Subsequent non-compliance results in escalating enforcement, which may include issuance of a Compliance Order requiring corrective measures and compliance by a proscribed date. Following a Compliance Order, the Program will issue an Administrative Penalty Order to recover, at a minimum, any economic benefit accrued to the violator as a result of non-compliance; the economic benefit is calculated using EPA's BEN program. Additionally, the Program is authorized to seek administrative civil penalties. All compliance schedules resulting from violations of pretreatment standards are issued in Administrative Compliance Orders. Violators that do not achieve and maintain compliance through the Administrative Notice and Order procedure are referred to the court system for civil or criminal prosecution. Enforcement procedures are detailed in the Program's Enforcement Response Plan, copies of which are available to the public.

4.2 ANNUAL SIU COMPLIANCE STATISTICS

The Program assesses the compliance status of its inventory of significant industrial users (SIUs) according to the criteria set forth in NPDES Permit No CA 0107409, Order No R9-2002-0025, Part D.4a, pages 36 and 37 and NPDES Permit No CA 0109045, Order No R9-2009-0001, pages 43 - 46. These criteria include identification of all SIUs in Significant Non-Compliance (SNC), as defined in the federal regulations at 40 CFR 403.8(f)(2)(viii). Table 4.2-1 presents a summary of annual SIU compliance status determinations. The Program is required to meet a minimum standard of no more than 15% of SIUs in SNC for the calendar year. As provided in the Pt Loma NPDES permit, SIUs who have been issued Administrative Penalty Orders are not included in determining compliance with the 15 % SNC standard.

**Table 4.2-1
COMPLIANCE STATUS SUMMARY FOR
SIGNIFICANT INDUSTRIAL USERS**

Status	NUMBER OF PERMITTED OUTFALLS									
	2004	2005	2006	2007	2008	2009	2010	2011	2012	2013
Consistent Compliance	74	76	79	92	83	85	112	104	104	99
Inconsistent Compliance	30	26	27	16	21	18	9	10	15	11
Significant Non-Compliance	11	8	7	14	12	10	4	8	3	8
Total	115	110	113	122	116	113	125	122	122	118

In CY2013 a total of 94 SIUs were monitored at 153 sampling locations constituting 118 outfalls. Eight (8) outfalls at eight (8) SIU facilities were found to be in SNC and no Administrative Penalty Orders were issued in 2013. **The resulting non-compliance rate for 2013 is 6.8 % (8 of 118 outfalls).** For the year, SIUs were in full compliance (no violations) with discharge standards and requirements at 84 % of the permitted outfalls.

4.3 ANNUAL SIU COMPLIANCE STATUS REPORT

The Annual SIU Compliance Status Report for CY2013 is presented as Report 4.3-1 at the end of this section. Report 4.3-1 lists the industry name, address, permit number, permit class; industrial flow by Connection; violation dates and descriptions, if applicable; discharge standard and period, and actual value resulting in the violation; whether the violation exceeded the TRC; and whether the industry has been in Significant Non-Compliance (SNC) at any time during the year.

4.4 PUBLICATION OF INDUSTRIES IN SNC

Public participation provisions of the Federal Pretreatment Regulations require that industries found to be in Significant Non-Compliance at any time during the previous calendar year be published in a newspaper of general circulation that provides meaningful public notice within the jurisdiction(s) served by the POTW. Each spring, the program publishes the annual Notice of Significant Non-Compliance in the San Diego edition of the Union Tribune. The notice for CY2013 follows:

Table 4.4-1 NOTICE OF SIGNIFICANT NON-COMPLIANCE WITH SEWER DISCHARGE REQUIREMENTS		
NOTICE is hereby given by the City of San Diego that in CY2013, the following industries discharging to the Metropolitan Sewerage System were found to be in Significant Non-Compliance (SNC) for exceeding applicable discharge limits or failing to meet reporting requirements, based on statistical criteria established by the US EPA and set forth at 40 CFR 403.8(f)(2)(viii). For additional information contact Barbara Sharatz, Program Manager, Industrial Wastewater Control Program, (858) 654-4106.		
INDUSTRY	ADDRESS	POLLUTANT/OTHER
Coating Services Group	11649 Riverside Dr, Lakeside	chromium ¹
Cubic Defense Applications	9233 Balboa Ave, San Diego	copper
Doncasters GCE Industries	757 Main St, Chula Vista	chromium ¹ , nickel ¹
GKN Aerospace Chem-tronics	1150 W Bradley Ave, El Cajon	zinc
General Dynamics NASSCO	2798 Harbor Dr, San Diego	copper ¹
USN; Naval Base Coronado	NAS North Island, San Diego	dissolved sulfide
UT; Innovative Environmental Solutions	1330 3 rd Ave, Chula Vista	benzene
Veridiam Inc	1717 Cuyamaca St, El Cajon	chromium

¹ SNC due to a single sample in violation for the pollutant listed

4.5 NON-COMPLIANCE FEES / PENALTIES

Non-compliance fees and administrative penalties collected during the past ten years are summarized in Table 4.5-1 below.

Table 4.5-1 NON-COMPLIANCE FEES AND PENALTIES SUMMARY										
Action	2004 SIU/ non-SIU	2005 SIU/ non-SIU	2006 SIU/ non-SIU	2007 SIU/ non-SIU	2008 SIU/ non-SIU	2009 SIU/ non-SIU	2010 SIU/ non-SIU	2011 SIU/ non-SIU	2012 SIU/ non-SIU	2013 SIU/ non-SIU
NOV Fees (\$)	8,900/ 13,575	17,975/ 13,025	17,875/ 8,675	17,234/ 9,750	19,721/ 9,525	15,286/ 8,625	11,100/ 7,525	11,853/ 10,475	12,128/ 5,925	12,402/ 6,125
Civil (\$) Penalties Collected	0	116,900	79,707	0	118,747	0	0	0	0	0
Civil (\$) Penalties Assessed	88,979	116,900	79,707	171,950	150,447	0	0	0	0	0
Civil (\$) Penalties Offset	0	0	0	0	203,650	0	0	0	0	0

4.6 ENFORCEMENT ACTIONS BY TYPE

Compliance Inspections: In order to investigate non-compliance, determine required or recommended corrective actions, and/or evaluate the progress of permittees operating under Compliance Orders or specific permit requirements or schedules, program inspectors conduct non-routine compliance inspections. The program conducted five (5) non-routine compliance inspections in CY2013.

Notices of Violation - Administrative Fees: A Notice of Violation (NOV) is a written notification from the Program of specific violations of discharge limits or requirements that have occurred. Simultaneously, the discharger is invoiced for fees to cover costs associated with administering the NOV. The NOV requires the permittee to take corrective actions. Supplemental violation monitoring is performed by the Program's analytical laboratory within 30 days of becoming aware of the violation, and the cost of the extra sampling and analyses is billed to the violator. For CY2013, a total of 240 NOVs were issued to categorical and non-categorical permittees, and \$ 18,527 in related administrative fees was billed.

Compliance Orders: Compliance Orders (CO) are issued to permit violators for the purpose of imposing schedules, requiring pretreatment installation, or mandating other measures needed in order to achieve and maintain permit compliance. The Program issued two (2) COs in CY2013.

Table 4.6-1: Compliance Orders			
Industry Name	Facility #	Order #	Date Issued
USN;Naval Base Coronado – NASNI	08-0018	2013-72092	06-Nov-2013
Unifirst Corporation	11-0398	2013-69962	01-May-2013

Administrative Penalties and Other Fees: Pursuant to the authority of Municipal Code Chapter I, Article 2, Sections 12.0801 - 12.0810, the Program may issue Administrative Orders and Penalties. The Program did not issue any Administrative Penalty Orders in CY2013:

Table 4.6-2: Administrative Penalty Orders			
Industry Name	Facility #	Order #	Date Issued
None			

Civil / Criminal Referral to Prosecuting Agencies: When a permittee intentionally or negligently violates any provision of the Municipal Code, permit conditions, or discharge limits, the Program may refer the matter to the City or District Attorneys for investigation and possible action. The Program did not make any civil or criminal referrals in CY2013.

4.7 ENFORCEMENT SUMMARIES

4.7-1: Summary of Program Enforcement Actions

Table 4.7-1 ENFORCEMENT ACTIONS SUMMARY										
Action	2004 SIU / non- SIU	2005 SIU / non- SIU	2006 SIU / non- SIU	2007 SIU / non- SIU	2008 SIU / non- SIU	2009 SIU / non- SIU	2010 SIU / non- SIU	2011 SIU / non- SIU	2012 SIU / non- SIU	2013 SIU / non- SIU
NOV	327/ 183	226/ 163	204/ 114	184/ 126	223/ 111	172/ 121	162/ 113	154/ 134	159/ 83	159/ 81
Supplemental Monitoring	129 / 37	96 / 8	89 / 11	96 / 20	98 / 18	53 / 11	39 / 4	36 / 12	32 / 17	29 / 31
Compliance Order	0	1	0	3	0	0	0	0	0	0
Administrative Penalty Order	1	2	1	1	1	0	0	0	0	0
Permit Revocation	0	0	0	0	0	0	0	0	0	0
Civil/Criminal Referral	0	1	0	0	0	0	0	0	0	0
Published for SNC	11	8	7	14	12	9	4	8	3	8

4.7-2: SIU Enforcement Actions Initiated, Continued, or Finalized in CY2013

Coating Services Group LLC; IU # 33-0044

This metal finisher performs contract coating, including etching, from which there is no discharge. An average of 30 gpd is discharged from an associated cleaning operation without any pretreatment. A single sample collected by the IWLab in December resulted in both a daily maximum and monthly average TRC violation for chromium and in SNC status for the 4th quarter. NOVs were issued and the IU reported it believes the sample was not representative of the actual discharge to sewer, concluding it contained sediment that had accumulated in the sample box since the sample's appearance was "cloudy gray" instead of the typical "clear and colorless" and because it was collected from the bottom, instead of the middle, of the sampling box. Additional program monitoring is scheduled for the first half of 2014 to determine whether the IU's planned periodic cleaning of the sample box is sufficient to ensure compliance and whether on-going results support the IU's conclusion that the December sample was not representative.

Cubic Defense Applications Inc; IU # 06-0026

This manufacturer of electronic equipment is regulated as a metal finisher and discharges an average of 360 gpd from 3 monitoring points. The operations discharging are wave soldering to Connection 150, deburring, cleaning, and silkscreening to Connection 160, and testing to Connection 170. At Connection 160, monthly average violations for copper in October and December resulted in SNC status for the 4th quarter. NOVs were issued and the IU attributed the violations to the tumbler deburring wastestream after establishing that 2 of the aluminum alloys used contain copper and discovering that employees were not discharging the recycled wastestream from its bucket on a regular basis, but instead were leaving the task to the next person until the sludge build-up on the bottom and foam cap on top made it unusable. The operator has been instructed to discharge the wastewater daily and a mechanic will perform weekly checks of the bucket to confirm. Additional program monitoring is scheduled for the first half of 2014 to determine whether these actions are sufficient to ensure compliance.

Doncasters GCE Industries; IU # 13-0115

This sheet metal fabricator of components for stationary turbine power units discharges about 900 gpd from associated metal finishing operations, including 340 gpd to Connection 410 from dye penetrant testing and water jet cutting. A single sample at Connection 410 in October exceeded the daily maximum and monthly average for chromium and resulted in SNC status for the fourth quarter. NOVs were issued for the violations and in its response the IU indicated it had not changed out its filter media frequently enough to meet the demand of production levels and would implement a bi-monthly change out going forward. Additional program monitoring is scheduled for the first half of 2014 to confirm whether this is sufficient to ensure compliance.

GKN Aerospace Chem-tronics Inc; IU # 16-0520

This metal finisher performs fabrication and repair of engine components and discharges a combined total of approximately 27,000 gpd to 5 outfalls after monitoring at 10 process sample points. A monthly average and two daily maximum violations for zinc at Connection 510 in September resulted in SNC status for the 3rd and 4th quarters. Connection 510 is the monitoring point for the discharge of 130 gpd from the dye penetrant operation in Building 8. In its investigation the IU identified a nearby corroded galvanized steel frame for the mist suppression

filter bank as the source of zinc, concluding the pressure washing of the dye penetrant booth in the week before the initial violation had dislodged corrosion salts and flushed them to the drain. The IU has since applied a corrosion resistant coating to the galvanized frame and thoroughly cleaned the entire system to the sampling trap. NOVs were issued and additional program monitoring has been scheduled for the first half of 2014 to determine whether these actions are sufficient to ensure compliance.

General Dynamics NASSCO; IU # 11-0051

This shipbuilding and repair facility is regulated as a metal finisher and discharges about 7,400 gpd from their wastewater treatment facility to Connection 310. A single sample at Connection 310 in October exceeded the monthly average for copper and resulted in SNC status for the fourth quarter. In its response to the NOV, the IU attributed the violation to a faulty diaphragm pump between the surge tank and retention tank that injects air into the wastestream. The pump was replaced and the IU's subsequent self monitoring in mid-November was in compliance. Additional program monitoring has been scheduled for the first half of 2014.

Unifirst Corporation; IU # 11-0398

This industrial laundry and textile rental service discharges an average of 26,000 gpd to a single outfall designated as Connection 110. The IU is required to self monitor quarterly at this location for pH, oil and grease, COD, TSS, and metals. In September of 2012 the IU disclosed it had failed to submit all representative Self-Monitoring (SM) analyses conducted in the first half of the year. Thus with its 3rd quarter SM Report, the IU submitted results from 10 additional sampling events it had conducted from January to June 2012. As a result, the IU met the SNC criteria for the 6 month period ending with the 3rd quarter of 2012 for 1) late reporting (SM data was submitted late by more than 45 days); and 2) because 5 of the 14 samples analyzed exceeded the daily maximum for oil and grease by more than the TRC. NOVs were issued and the IU responded that they had:

- 1) cleaned out their sludge tank;
- 2) power washed the lines to make sure there is no build-up,
- 3) upgraded their waste water instrumentation system and installed new pH probes and analyzers,
- 4) worked with corporate engineering and the soap vendor to minimize impacts on the oil and grease levels in the discharge due to switching from powder to liquid detergent, and
- 5) monitored the wastewater system to make sure everything is working properly.

Compliance Order (CO) No. 2013-69962, issued May 1, 2013, ordered the IU to: 1) submit an engineering plan by June 15, 2013, outlining the steps necessary to achieve and maintain compliance; 2) either cease discharge or take necessary corrective actions to achieve consistent compliance with permit limits by October 1, 2013; and 3) submit specified financial information by October 15, 2013. In response, the IU installed a dissolved air floatation (DAF) system in August and met all the CO deadlines. All 8 monitoring events in 2013 (4 by the IU and 4 by the IWLab) demonstrated compliance with the oil and grease limit with the 3 subsequent to the DAF installation yielding values at or below 200 mg/L compared to the prior values between 330 – 500 mg/L.

USN;Naval Base Coronado – NASNI; IU # 08-0018

This Navy base discharges around 100,000 gpd of combined sanitary and pretreated industrial wastewater through a single sewer outfall designated as Connection 100. Industrial processes are monitored at 6 upstream sampling locations, most notably at Connection 120, which receives an

average of 5700 gpd from the Industry Wastewater Treatment Plant, and Connection 150 which receives about 27,200 gpd from the Oil Recovery Plant. After program monitoring at Connection 100 yielded elevated values for dissolved sulfides, the permit was amended in January 2013 to include the dissolved sulfides local limit (1 mg/L) and add self-monitoring requirements for this pollutant.

Daily maximum violations for dissolved sulfides in April and then June through December 2013 resulted in SNC status for the six-month periods ending in the 2nd, 3rd, and 4th quarters. NOVs were issued for the violations and in response to the 2nd quarter violations the IU reported 1) it has been investigating dissolved sulfides to determine the source so mitigation can be implemented, 2) samples were collected from seven locations in January 2013 and from eight different locations in February 2013, however the results were inconclusive, 3) due to the widespread nature of the sewer system and large size of the facility, this may take multiple studies to narrow down the source(s), and 4) it is pursuing a contract to sample 47 lift stations weekly for four consecutive weeks.

A Preliminary Conference was held on October 30, 2013 in response to the continuing violations and to assess the IU's progress in determining the cause and corrective actions. Compliance Order (CO) No. 2013-72092, issued November 6, 2013, ordered the IU to: 1) submit an assessment of causes for the violations and a list of the corrective actions by November 20, 2013; and 2) either cease discharge or take necessary corrective actions to achieve consistent compliance with permit limits by January 15, 2014. In response the IU reported its sampling study of the base's lift stations has identified the carrier piers and the Oil Recovery Plant as sources and the actions taken to achieve compliance include treatment with metered chemical (ferrous chloride) injection at lift station 1250 to control hydrogen sulfide levels and increasing the frequency of wet well cleaning. The IU asserts its self monitoring for dissolved sulfides on December 18, 2013 yielding < 0.5 mg/L demonstrates their return to compliance. Several additional steps are being taken to further evaluate upstream sources; establish a standard operating procedure to flush remote lift stations when not operating to prevent stagnation; and award a contract to assess the existing base sewer layout, wet well cleaning schedule, and chemical treatment strategy, and provide recommendations for potential improvements. Additional program monitoring has been scheduled for the first half of 2014.

UT; Innovative Environmental Solutions; IU # 13-0454

This groundwater remediation site with free product discharges an average of 300 gpd after pretreatment including an oil water separator, microfiltration, and carbon absorption. Four consecutive self monitoring violations for benzene in August through November resulted in SNC status for the 4th quarter. Furthermore, the IU had failed to notify the program within 24 hours of becoming aware of each of the 4 violations. NOVs were issued for the violations and in its response the IU stated it had established that the 3 granular activated carbon (GAC) vessels had been saturated when the violations occurred, and that they were replaced on December 5, 2013. Subsequent monitoring by the IU on December 8 and January 2, 2014 and by the IWLab on January 7, 2014, confirmed that compliance has been re-established for benzene. Further enforcement actions are under consideration.

Veridiam Inc; IU # 16-0348

This specialty metal tubing manufacturer discharges about 4,800 gpd from surface treatment,

etching, passivation, and cleaning operations and is regulated under metal forming and metal finishing categorical standards. In 2012, a single self-monitoring sample in June resulted in a monthly average violation for zinc and in SNC status for the 2nd quarter, since all 4 samples in 2012 were collected in March and June. The IU reported it was unable to determine the cause and in the second half of 2012, all 8 monitoring events (5 by the program) demonstrated compliance.

However, in January and May 2013 there were monthly average violations for chromium that again resulted in SNC status for the 2nd quarter. NOVs were issued and in response to these new violations, the IU indicated that 1) no changes or new processes were identified which would have added to the levels of chromium, 2) a mal-functioning particulate centrifuge used on one of the waste streams was repaired, and 3) the pH adjustment sump has been thoroughly cleaned and placed on annual preventative maintenance. In the second half of 2013, all 10 monitoring events (8 by the program) demonstrated compliance and no further enforcement actions are planned.

4.8 POLLUTION PREVENTION PLANS

During CY 2013, no industries were required to prepare and / or implement pollution prevention plans under the provisions of CA SB709 and SB2165.

Annual SIU Compliance Status Report

01-Jan-2013 through 31-Dec-2013

SIU Name	IU#	Class	IW Disch	SNC?	[If Yes, Why]	Conn	Violation Date	Description/Parameter	Value	Limit	Period	Cat	TRC
A to Z Metal Finishing 9352 Cabot Dr, San Diego	03-0920	1	536	No		NA							
AP Precision Metals 1215 30th St, San Diego	12-0144	1	75	No		NA							
ATK Space Systems 9617 Distribution Av, San Diego	03-0115	1	240	No		NA							
Action Powder Coating LLC 7949 Stromesa Ct Suite D, San Diego	03-0717	1	2181	No		NA							
Allermed Laboratories Inc 7203 Convoy Ct, San Diego	05-0684	1	100	No		NA							
Alsco Inc 705 W Grape St, San Diego	09-0001	3	45908	No		100	26-Feb-13	Oil and grease, Total	3400	588	DM	L	Y
						100	25-Mar-13	SMR Incomplete - failed notify in 24 hrs					
						100	25-Mar-13	SMR Incomplete - failed to resample					
						100	26-Jun-13	SMR Late - written notice					
						100	23-Jul-13	Oil and grease, Total	693	588	DM	L	N
						100	05-Aug-13	SMR Incomplete - failed notify in 24 hrs					
Angelica Textile Services 3939 Market St, San Diego	11-0032	3	49416	No		NA							
Anocote Metal Finishing 7550 Trade St, San Diego	03-1017	1	94	No		NA							

Annual SIU Compliance Status Report

01-Jan-2013 through 31-Dec-2013

SIU Name	IU#	Class	IW Disch	SNC?	[If Yes, Why]	Conn	Violation Date	Description/Parameter	Value	Limit	Period	Cat	TRC
CP Kelco 2025 E Harbor Dr, San Diego	11-0444	2	673257	No		NA							
CRH California Water Inc dba Culligan San Diego 3515 Olive St, Lemon Grove	22-0039	3	25000	No		210	24-Jan-13	SMR Late - written notice					
Chromalloy San Diego 7007 Consolidated Wy, San Diego	05-0985	1	50	No		130	23-Jan-14	SMR Incomplete					
						130	23-Jan-14	SMR Incomplete					
						130	23-Jan-14	SMR Incomplete					
Cintas Corporation 675 32nd St, San Diego	11-0189	2	26594	No		110	22-Jan-13	SMR Incomplete					
						110	19-Apr-13	Oil and grease, Total	548	500	DM	L	Y
Circle Foods LLC 8411 Siempre Viva Rd, San Diego	12-0220	3	59574	No		110	29-Aug-13	Oil and grease, Total	579	500	DM	L	N
						110	30-Sep-13	SMR Incomplete - failed notify in 24 hrs					
						110	17-Oct-13	Oil and grease, Total	567	500	DM	L	N
Coating Services Group LLC 11649 Riverside Dr Suite 139, Lakeside	33-0044	1	37	Yes	SNC2 - TRC (DM): Cr 1/3(q4) (MO): Cr 1/2(q4)	110	01-Dec-13	Chromium, Total	2.92	1.71	MO	F	Y
						110	05-Dec-13	Chromium, Total	5.83	2.77	DM	F	Y
Coca-Cola Bottling Company of Southern California 1348 47th St, San Diego	10-0018	3	56022	No		120	27-Feb-13	SMR Incomplete					
						120	27-Feb-13	SMR Incomplete					
						120	15-Apr-13	pH-lowest value	4.1	5	DM	L	N
						120	03-Dec-13	SMR Incomplete					
Compucraft Industries Inc 8787 Olive Ln, Santee	21-0252	1	28	No		110	24-Apr-13	SMR Incomplete					
						120	01-Apr-13	Chromium, Total	5.54	1.71	MO	F	Y
						120	01-Apr-13	Nickel, Total	14.9	2.38	MO	F	Y
						120	19-Apr-13	Chromium, Total	5.54	2.77	DM	F	Y
						120	19-Apr-13	Nickel, Total	14.9	3.98	DM	F	Y
						120	24-Apr-13	SMR Incomplete					

Annual SIU Compliance Status Report

01-Jan-2013 through 31-Dec-2013

SIU Name	IU#	Class	IW Disch	SNC?	[If Yes, Why]	Conn	Violation Date	Description/Parameter	Value	Limit	Period	Cat	TRC
Creative Metal Industries 10039 Prospect Av Suite E, Santee	21-0248	1	60	No		110	01-Jul-13	Copper, Total	3.38	2.07	MO	F	Y
						110	01-Jul-13	Zinc, Total	2.7	1.48	MO	F	Y
						110	18-Jul-13	Zinc, Total	2.7	2.61	DM	F	N
Cubic Defense Applications Inc 9233 Balboa Av, San Diego	06-0026	1	360	Yes	SNC1 - Chronic (DM): Cu 2/3(q4) (MO): Cu 2/3(q4); SNC2 - TRC (DM): Cu 1/3(q4) (MO): Cu 2/3(q4)	160	01-Oct-13	Copper, Total	3.46	2.07	MO	F	Y
						160	16-Oct-13	Copper, Total	3.46	3.38	DM	F	N
						160	01-Dec-13	Copper, Total	4.42	2.07	MO	F	Y
						160	19-Dec-13	Copper, Total	4.42	3.38	DM	F	Y
						170	12-Nov-13	SMR Incomplete					
Curtis Technology Inc 11391 Sorrento Valley Rd, San Diego	02-0505	1	4	No		NA							
Doncasters GCE Industries 757 Main St, Chula Vista	13-0115	1	913	Yes	SNC2 - TRC (MO): Cr 1/3,Ni 1/3(q4)	410	01-Oct-13	Chromium, Total	4.81	1.71	MO	F	Y
						410	01-Oct-13	Nickel, Total	10.8	2.38	MO	F	Y
						410	29-Oct-13	Chromium, Total	4.81	2.77	DM	F	Y
						410	29-Oct-13	Nickel, Total	10.8	3.98	DM	F	Y
Emerald Textiles LLC 1725 Dornoch Ct, San Diego	12-0065	3	67703	No		NA							
GKN Aerospace Chem- tronics Inc 1150 W Bradley Av, El Cajon	16-0520	1	26826	Yes	SNC2 - TRC (DM): Zn 2/5(q3),Zn 2/6(q4) (MO): Zn 1/3(q3,q4)	110	05-Sep-13	Copper, Total	3.2	3.07	DM	F	N
						210	04-Dec-13	pH-lowest value	2.3	5	DM	L	N
						510	01-Sep-13	Zinc, Total	6.34	1.48	MO	F	Y
						510	05-Sep-13	Zinc, Total	4.2	2.61	DM	F	Y
						510	17-Sep-13	Zinc, Total	8.48	2.61	DM	F	Y
						510	05-Nov-13	SMR Incomplete - failed notify in 24 hrs					
						510	05-Nov-13	SMR Incomplete - failed to resample					
Garvin Industries 316 Millar Av, El Cajon	16-0033	1	65	No		NA							

Annual SIU Compliance Status Report

01-Jan-2013 through 31-Dec-2013

SIU Name	IU#	Class	IW Disch	SNC?	[If Yes, Why]	Conn	Violation Date	Description/Parameter	Value	Limit	Period	Cat	TRC
General Dynamics NASSCO 2798 Harbor Dr, San Diego	11-0051	1	14663	Yes	SNC2 - TRC (MO): Cu 1/3(q4)	310	01-Oct-13	Copper, Total	2.84	2.07	MO	F	Y
Golden State Metal Finishing 2737 Via Orange Wy, Spring Valley	34-0070	1	350	No		NA							
Hallmark Circuits Inc 13500 Danielson St, Poway	20-0043	1	37202	No		111	28-Jan-13	SMR Incomplete					
Hamilton Sundstrand dba Pratt & Whitney AeroPower 4400 Ruffin Rd, San Diego	06-0267	1	475	No		NA							
Harcon Precision Metals Inc 1790 Dornoch Ct, San Diego	12-0244	1	286	No		110	28-Jan-13	SMR Incomplete					
Heinz Frozen Foods 7878 Airway Rd, San Diego	12-0154	3	62411	No		110	05-Feb-13	Oil and grease, Total	1150	500	DM	L	Y
Hotel Del Coronado 1500 Orange Av, Coronado	14-0034	3	29187	No		110	24-Jan-13	SMR Late - written notice					
						110	12-Nov-13	SMR Incomplete					
K-Tube Corporation 13400 Kirkham Wy, Poway	20-0122	1	1738	No		NA							
KC Graphix 3754 Main St Suite A, San Diego	11-0334	1	50	No		NA							

Annual SIU Compliance Status Report

01-Jan-2013 through 31-Dec-2013

SIU Name	IU#	Class	IW Disch	SNC?	[If Yes, Why]	Conn	Violation Date	Description/Parameter	Value	Limit	Period	Cat	TRC
Kyocera America Inc 8611 Balboa Av, San Diego	06-0058	1	43590	No		140	01-Sep-13	Lead, Total	.523	.43	MO	F	Y
L & T Precision Corporation 12105 Kirkham Rd, Poway	20-0109	1	35	No		NA							
Major Scientific Industries 3557 Dalbergia St, San Diego	11-0272	1	8	No		NA							
Otay Mesa Energy Center LLC 606 De La Fuente Ct, San Diego	36-0001	1	43032	No		NA							
Pacira Pharmaceuticals Inc 10450 Science Center Dr, San Diego	02-0762	1	3535	No		NA							
Pacira Pharmaceuticals Inc 11011 N Torrey Pines Rd, San Diego	02-0761	1	4847	No		NA							
Pall Filtration & Separations Group Inc 4116 Sorrento Valley Bl, San Diego	02-0332	2	67475	No		NA							
PrimaPharm Inc 3443 Tripp Ct, San Diego	02-0439	1	180	No		NA							
Quantum Design Inc 6325 Lusk Bl, San Diego	02-0485	4C		No		NA							

Annual SIU Compliance Status Report

01-Jan-2013 through 31-Dec-2013

SIU Name	IU#	Class	IW Disch	SNC?	[If Yes, Why]	Conn	Violation Date	Description/Parameter	Value	Limit	Period	Cat	TRC
RJ Donovan Correctional Facility 480 Alta Rd, San Diego	12-0038	3	48948	No		NA							
Rohr Inc dba Goodrich Aerostructures 850 Lagoon Dr, Chula Vista	13-0161	1	21430	No		NA							
San Diego Bay Enviro Restoration Fund South Trust Harbor Dr, San Diego	11-0563	2	288000	No		100	21-Nov-13	SMR Late - written notice					
Southern California Plating Company Inc 3261 National Av, San Diego	11-0024	1	1292	No		110	12-Nov-12	Silver, Total	.5				
						110	22-Jan-13	SMR Incomplete					
Spec-Built Systems Inc 2150 Michael Faraday Dr, San Diego	12-0202	1	26	No		110	10-Aug-12	pH-Instantaneous	6.8				
						110	16-Nov-12	Cadmium, Total	.1				N
						110	16-Nov-12	Lead, Total	.5				N
						110	16-Nov-12	Silver, Total	.5				
						110	28-Jan-13	SMR Incomplete					
						110	09-Sep-13	Silver, Total	1				
						110	05-Nov-13	SMR Incomplete					
Suneva Medical Inc 5870 Pacific Center Bl, San Diego	02-0518	1	1790	No		110	22-Jan-13	SMR Incomplete					
TTM Printed Circuit Group Inc 5037 Ruffner St, San Diego	05-0997	1	6861	No		NA							

Annual SIU Compliance Status Report

01-Jan-2013 through 31-Dec-2013

SIU Name	IU#	Class	IW Disch	SNC?	[If Yes, Why]	Conn	Violation Date	Description/Parameter	Value	Limit	Period	Cat	TRC
The Argen Corporation 5855 Oberlin Dr, San Diego	02-0582	1	194	No		NA							
Thermal Management Solutions dba Santier 10113 Carroll Canyon Rd, San Diego	03-0722	1	197	No		NA							
Triumph Fabrications - San Diego 203 N Johnson Av, El Cajon	16-0529	1	232	No		NA							
USN;Marine Corps Air Station Miramar 45249 Miramar Wy, San Diego	05-1019	2	18818	No		NA							
USN;Naval Base Coronado - NASNI NAS North Island, San Diego	08-0018	1	34167	Yes	SNC2 - TRC (DM): SulfD 3/7(q2),SulfD 6/8(q3),SulfD 7/9(q4)	100	22-Apr-13	Sulfides, Dissolved	4.24	1	DM	L	Y
						100	04-Jun-13	Sulfides, Dissolved	5.68	1	DM	L	Y
						100	25-Jun-13	Sulfides, Dissolved	3.25	1	DM	L	Y
						100	15-Jul-13	Sulfides, Dissolved	11.8	1	DM	L	Y
						100	15-Aug-13	Sulfides, Dissolved	7.06	1	DM	L	Y
						100	17-Sep-13	Sulfides, Dissolved	6.25	1	DM	L	Y
						100	08-Oct-13	Sulfides, Dissolved	14.1	1	DM	L	Y
						100	16-Oct-13	Compliance Order					
						100	30-Oct-13	Sulfides, Dissolved	3	1	DM	L	Y
						100	20-Nov-13	Sulfides, Dissolved	3.06	1	DM	L	Y
100	16-Dec-13	Sulfides, Dissolved	2.5	1	DM	L	Y						
USN;Naval Base San Diego 32nd St @ Harbor Dr, San Diego	11-0016	2	58566	No		NA							
USN;Naval Submarine Base 140 Sylvester Rd, San Diego	08-0009	2	35576	No		NA							

Annual SIU Compliance Status Report

01-Jan-2013 through 31-Dec-2013

SIU Name	IU#	Class	IW Disch	SNC?	[If Yes, Why]	Conn	Violation Date	Description/Parameter	Value	Limit	Period	Cat	TRC
UT; ARB Inc HWY52 & Genesee, San Diego	05-1221	3	345600	No		100	04-Sep-13	SMR Incomplete					
						100	15-Oct-13	SMR Incomplete					
						100	15-Oct-13	SMR Incomplete					
UT; Ami Adini & Associates Inc 77 Broadway, Chula Vista	13-0466	2	900	No		NA							
UT; Austin/Sundt 3302 Pacific Hy, San Diego	08-0586	2	144000	No		NA							
UT; Burtech Pipeline Inc Harbor Dr, San Diego	11-0554	2	144000	No		NA							
UT; Caltrans 11-2t0404 Project ID 1100000446 4800 Carroll Canyon Rd, San Diego	02-1119	3	864000	No		100	23-Sep-13	SMR Late - written notice					
UT; Circle K Stores Inc 3861 Governor Dr, San Diego	05-1081	2	840	No		100	30-Jul-13	Beginning Meter Read Date					
						100	30-Jul-13	Ending Meter Read Date					
						100	30-Jul-13	Minimum gals/min thru meter when discharging	.1	1	DM	L	N
						100	30-Jul-13	Submit Report					
						100	15-Aug-13	SMR Incomplete - missing parameter					
						100	31-Aug-13	Minimum gals/min thru meter when discharging	.1	1	DM	L	N

Annual SIU Compliance Status Report

01-Jan-2013 through 31-Dec-2013

SIU Name	IU#	Class	IW Disch	SNC?	[If Yes, Why]	Conn	Violation Date	Description/Parameter	Value	Limit	Period	Cat	TRC
UT; City of San Diego - Storm Water Dept 111 W Harbor Dr, San Diego	11-0534	3	400960	No		110	31-Mar-13	Minimum gals/min thru meter when discharging	83	105	DM	L	N
							30-Apr-13	Minimum gals/min thru meter when discharging	50	105	DM	L	N
							31-May-13	Minimum gals/min thru meter when discharging	53	105	DM	L	N
							30-Jun-13	Minimum gals/min thru meter when discharging	45	105	DM	L	N
							31-Aug-13	Minimum gals/min thru meter when discharging	5	105	DM	L	N
							30-Sep-13	Minimum gals/min thru meter when discharging	62	105	DM	L	N
							31-Oct-13	Minimum gals/min thru meter when discharging	76	105	DM	L	N
							31-Dec-13	Minimum gals/min thru meter when discharging	84	105	DM	L	N

Annual SIU Compliance Status Report

01-Jan-2013 through 31-Dec-2013

SIU Name	IU#	Class	IW Disch	SNC?	[If Yes, Why]	Conn	Violation Date	Description/Parameter	Value	Limit	Period	Cat	TRC
UT; City of San Diego - Storm Water Dept 111 W Harbor Dr, San Diego	11-0534	3	400960	No		120	31-Jan-13	Minimum gals/min thru meter when discharging	70	105	DM	L	N
							28-Feb-13	Minimum gals/min thru meter when discharging	58	105	DM	L	N
							31-Mar-13	Minimum gals/min thru meter when discharging	68	105	DM	L	N
							30-Apr-13	Minimum gals/min thru meter when discharging	61	105	DM	L	N
							31-May-13	Minimum gals/min thru meter when discharging	58	105	DM	L	N
							30-Jun-13	Minimum gals/min thru meter when discharging	55	105	DM	L	N
							31-Jul-13	Minimum gals/min thru meter when discharging	39	105	DM	L	N
							31-Aug-13	Minimum gals/min thru meter when discharging	56	105	DM	L	N
							30-Sep-13	Minimum gals/min thru meter when discharging	32	105	DM	L	N
							31-Oct-13	Minimum gals/min thru meter when discharging	46	105	DM	L	N
							30-Nov-13	Minimum gals/min thru meter when discharging	45	105	DM	L	N
							31-Dec-13	Minimum gals/min thru meter when discharging	52	105	DM	L	N

Annual SIU Compliance Status Report

01-Jan-2013 through 31-Dec-2013

SIU Name	IU#	Class	IW Disch	SNC?	[If Yes, Why]	Conn	Violation Date	Description/Parameter	Value	Limit	Period	Cat	TRC
UT; City of San Diego - Storm Water Dept 111 W Harbor Dr, San Diego	11-0534	3	400960	No		210	31-Jan-13	Minimum gals/min thru meter when discharging	104	105	DM	L	N
							28-Feb-13	Minimum gals/min thru meter when discharging	73	105	DM	L	N
							31-Mar-13	Minimum gals/min thru meter when discharging	100	105	DM	L	N
							30-Apr-13	Minimum gals/min thru meter when discharging	45	105	DM	L	N
							30-Jun-13	Minimum gals/min thru meter when discharging	68	105	DM	L	N
							31-Jul-13	Minimum gals/min thru meter when discharging	88	105	DM	L	N
							31-Aug-13	Minimum gals/min thru meter when discharging	101	105	DM	L	N
							30-Nov-13	Minimum gals/min thru meter when discharging	100	105	DM	L	N
							31-Jan-13	Minimum gals/min thru meter when discharging	97	105	DM	L	N
							28-Feb-13	Minimum gals/min thru meter when discharging	101	105	DM	L	N
							31-Mar-13	Minimum gals/min thru meter when discharging	103	105	DM	L	N
							30-Apr-13	Minimum gals/min thru meter when discharging	102	105	DM	L	N
							31-May-13	Minimum gals/min thru meter when discharging	85	105	DM	L	N
							31-Jul-13	Minimum gals/min thru meter when discharging	98	105	DM	L	N
							31-Aug-13	Minimum gals/min thru meter when discharging	100	105	DM	L	N
							30-Nov-13	Minimum gals/min thru meter when discharging	85	105	DM	L	N
UT; Fordyce Construction	11-0561	2	144000	No		NA							
1850 Water St, San Diego													

Annual SIU Compliance Status Report

01-Jan-2013 through 31-Dec-2013

SIU Name	IU#	Class	IW Disch	SNC?	[If Yes, Why]	Conn	Violation Date	Description/Parameter	Value	Limit	Period	Cat	TRC
UT; G & M Oil Company 3774 Main St, San Diego	11-0539	2	1901	No		NA							
UT; HPS Mechanical Inc 1900 Avenida De La Playa, La Jolla CA	04-0489	3	1008000	No		NA							
UT; Halbert Construction Company Inc Vella Lavella/Via Tu Rd, San Diego	08-0583	3	360000	No		100	06-May-13	SMR Incomplete					
UT; Hargrave Environmental Consulting Inc 1313 N 2nd St, El Cajon	16-0743	2	21600	No		100	30-Jul-13	SMR Incomplete					
UT; Hydroquip Pump & Dewatering Corp 3455 Sports Arena Bl, San Diego	08-0585	3	216000	No		100	30-May-13	SMR Late - written notice					
UT; Innovative Environmental Solutions 1330 3rd Av, Chula Vista	13-0454	2	105	Yes	SNC2 - TRC (DM): Benz 3/7(q4)	100	24-Jan-13	SMR Late - written notice					
						100	07-Aug-13	Benzene	58	50	DM	L	N
						100	04-Sep-13	Benzene	110	50	DM	L	Y
						100	23-Sep-13	SMR Incomplete - failed notify in 24 hrs					
						100	01-Oct-13	Benzene	120	50	DM	L	Y
						100	03-Nov-13	Benzene	70	50	DM	L	Y
						100	05-Nov-13	SMR Incomplete - failed notify in 24 hrs					
100	22-Nov-13	SMR Incomplete - failed notify in 24 hrs											
UT; LH Woods & Sons Inc 6370 Lakeshore Dr, San Diego	07-0182	3	144000	No		NA							

Annual SIU Compliance Status Report

01-Jan-2013 through 31-Dec-2013

SIU Name	IU#	Class	IW Disch	SNC?	[If Yes, Why]	Conn	Violation Date	Description/Parameter	Value	Limit	Period	Cat	TRC
UT; Orion Construction 10745 Roselle St, San Diego	02-1096	3	105120	No		NA							
UT; Ortiz Corporation 1840 W Mission Bay Dr, San Diego	04-0485	3	1164000	No		100	30-May-13	SMR Late - written notice					
						100	26-Jun-13	SMR Late - written notice					
						100	31-Jul-13	Beginning Meter Read Date					N
						100	31-Jul-13	Ending Meter Read Date					N
						100	31-Jul-13	Maximum Flow/calendar day thru Connection					
						100	31-Jul-13	Minimum gals/min thru meter when discharging	6.4	50	DM	L	N
						100	15-Aug-13	SMR Incomplete - missing parameter					
						200	30-May-13	SMR Late - written notice					
						200	26-Jun-13	SMR Late - written notice					
UT; PK Mechanical Systems Inc 3302 Pacific Highway, San Diego	08-0589	2	288000	No		NA							
UT; SCS Engineers Inc 101 16th St, San Diego	11-0559	2	14400	No		100	01-Jul-13	SMR Incomplete					
						100	04-Sep-13	SMR Incomplete					
UT; TC Construction 5786 Adobe Falls Rd, San Diego	07-0183	3	576000	No		100	24-Jan-13	SMR Late - written notice					
						100	26-Feb-13	SMR Incomplete					

Annual SIU Compliance Status Report

01-Jan-2013 through 31-Dec-2013

SIU Name	IU#	Class	IW Disch	SNC?	[If Yes, Why]	Conn	Violation Date	Description/Parameter	Value	Limit	Period	Cat	TRC
UT; TRS Group Inc 11620 Sorrento Valley Rd, San Diego	02-1098	2	72000	No		100	15-Jul-13	Manganese, Total	.3	.05	DM	L	N
							15-Jul-13	pH-Instantaneous					N
							15-Aug-13	SMR Incomplete - missing lab data					
							20-Aug-13	SMR Incomplete					
							24-Sep-13	Manganese, Total	.2	.05	DM	L	Y
							24-Sep-13	pH-Instantaneous					N
							30-Sep-13	Manganese, Total	.082	.05	DM	L	N
							28-Oct-13	SMR Incomplete - missing parameter					
UT; Thrifty Oil Company # 096 2502 Imperial Av, San Diego	11-0526	2	1120	No		NA							
UT; Thrifty Oil Company # 110 1139 Harbison Av, National City	19-0313	2	7200	No		NA							
UT; Thrifty Oil Company # 113 1525 N Magnolia Av, El Cajon	21-0302	2	2880	No		NA							
UT; Thrifty Oil Company # 416 1185 Palm Av, Imperial Beach	17-0013	2	7200	No		NA							
UT; Thrifty Oil Company # 419 8787 Lake Murray Bl, San Diego	07-0171	2	1400	No		100	25-Nov-13	Delinquent Requirement					
UT; Thrifty Oil Company # 420 398 El Cajon Bl, El Cajon	16-0727	2	200	No		NA							

Annual SIU Compliance Status Report

01-Jan-2013 through 31-Dec-2013

SIU Name	IU#	Class	IW Disch	SNC?	[If Yes, Why]	Conn	Violation Date	Description/Parameter	Value	Limit	Period	Cat	TRC
UT; URS Corporation 1050 32nd St, San Diego	10-0563	3	115200	No		100	21-Feb-13	SMR Late - written notice					
						100	01-Jul-13	SMR Incomplete					
UT; USN NAVSUP FLC Fuel Point San Diego 199 Rosecrans St, San Diego	08-0008	2	130634	No		210	31-Jan-13	Maximum Dry Weather Imported Flow/minute	254	250	DM	L	N
UT; USS Cal Builders 1040 N Harbor Dr, San Diego	09-0966	2	288000	No		NA							
UT; West Tech 1901 Main St, San Diego	11-0566	2	14400	No		NA							
UT; Wing Avenue Flood Control Improvement Project 4218 Wing Av, El Cajon	21-0329	2	30000	No		100	05-Nov-13	SMR Incomplete					
						100	21-Nov-13	SMR Late - written notice					
UT; World Oil Marketing Company 685 H St, Chula Vista	13-0303	2	2000	No		NA							
Unifirst Corporation 4041 Market St, San Diego	11-0398	2	26194	No		110	28-Jan-13	SMR Incomplete - failed notify in 24 hrs					
						110	28-Jan-13	SMR Incomplete - failed to resample					
						110	20-Mar-13	Compliance Order					
University of California San Diego 9500 Gilman Dr 0089, La Jolla	02-0112	2	280608	No		200	15-Aug-13	pH-lowest value	3.6	5	DM	L	N
						500	03-Apr-13	pH-lowest value	3	5	DM	L	N
						500	28-May-13	pH-highest value	13.8	12.5	DM	L	N
						500	28-May-13	pH-lowest value	2.5	5	DM	L	N
						500	14-Aug-13	pH-lowest value	3.7	5	DM	L	N

Annual SIU Compliance Status Report

01-Jan-2013 through 31-Dec-2013

SIU Name	IU#	Class	IW Disch	SNC?	[If Yes, Why]	Conn	Violation Date	Description/Parameter	Value	Limit	Period	Cat	TRC
Valley Metals 13125 Gregg St, Poway	20-0108	1	1440	No		NA							
Vanguard Space Technologies Inc 5660 Eastgate Dr Suite D, San Diego	02-1136	1	17	No		NA							
Veridiam Inc 1717 Cuyamaca St, El Cajon	16-0348	1	7100	Yes	SNC1 - Chronic (MO): Cr 2/3(q2); SNC2 - TRC (MO): Cr 1/3(q2)	110	01-Jan-13	Chromium, Total	2.56	1.64	MO	F	Y
						110	01-May-13	Chromium, Total	1.69	1.64	MO	F	N
Vision Systems Inc 1895 Gillespie Wy, El Cajon	16-0343	1	550	No		NA							

SIU NOV Summary for 2013

Name	FACILIT	Conn	NOV	Identified	Action	Viol_Date	Fee	Level
A to Z Metal Finishing	03-0920	110	69177	24-JAN-13	24-JAN-13		\$0	Notice only
			69364	06-FEB-13	06-FEB-13	03-OCT-12	\$100	Initial notice
			69977	25-MAR-13	25-MAR-13	20-FEB-13	\$0	Initial notice
	*****	*****	-----	*****	*****	-----		
	count		3					
	sum						\$100	
Also Inc	09-0001	100	69997	25-MAR-13	25-MAR-13	26-FEB-13	\$100	Initial notice
					27-MAR-13	26-FEB-13	\$100	Final notice
					02-JUL-13	26-FEB-13	\$75	Initial notice
						26-FEB-13	\$75	Second notice
			70707	26-JUN-13	26-JUN-13		\$50	Notice only
			71355	05-AUG-13	05-AUG-13	23-JUL-13	\$100	Initial notice
	*****	*****	-----	*****	*****	-----		
	count		6					
	sum						\$500	
Anocote Metal Finishing	03-1017	110	69365	06-FEB-13	06-FEB-13	03-OCT-12	\$100	Initial notice
	*****	*****	-----	*****	*****	-----		
	count		1					
	sum						\$100	
CRH California Water Inc dba Culligan San Diego	22-0039	210	69183	24-JAN-13	24-JAN-13		\$0	Notice only
	*****	*****	-----	*****	*****	-----		
	count		1					
	sum						\$0	
Cintas Corporation	11-0189	110	69133	22-JAN-13	25-FEB-13	31-DEC-12	\$100	Final notice
			70570	10-JUN-13	10-JUN-13	19-APR-13	\$100	Initial notice
	*****	*****	-----	*****	*****	-----		
	count		2					
	sum						\$200	
Circle Foods LLC	12-0220	110	72038	30-SEP-13	01-OCT-13	29-AUG-13	\$50	Notice only
			72821	02-DEC-13	02-DEC-13	18-OCT-13	\$100	Initial notice
	*****	*****	-----	*****	*****	-----		
	count		2					
	sum						\$150	
Coca-Cola Bottling Company of Southern California	10-0018	120	68274	25-OCT-12	27-FEB-13	30-SEP-12	\$50	Notice only
			69812	27-FEB-13	27-FEB-13	30-JUN-12	\$50	Notice only
			69813	27-FEB-13	27-FEB-13	31-AUG-12	\$50	Notice only
			69814	27-FEB-13	27-FEB-13	30-NOV-12	\$50	Notice only
			69815	27-FEB-13	27-FEB-13	31-DEC-12	\$50	Notice only
			69816	27-FEB-13	27-FEB-13	31-JAN-13	\$50	Notice only
			70343	13-MAY-13	13-MAY-13	15-APR-13	\$100	Initial notice
			72830	03-DEC-13	03-DEC-13	30-SEP-13	\$50	Notice only
	*****	*****	-----	*****	*****	-----		
	count		8					
	sum						\$450	
Compucraft Industries Inc	21-0252	110	70163	24-APR-13	29-APR-13	01-FEB-13	\$100	Initial notice
		120	70164	24-APR-13	30-APR-13	01-FEB-13	\$100	Initial notice
			70367	13-MAY-13	13-MAY-13	19-APR-13	\$100	Initial notice
			71455	14-AUG-13	14-AUG-13	19-APR-13	\$50	Notice only
	*****	*****	-----	*****	*****	-----		
	count		4					
	sum						\$350	
Creative Metal Industries	21-0248	110	71823	26-AUG-13	26-AUG-13	18-JUL-13	\$100	Initial notice
			72533	22-NOV-13	25-NOV-13	18-JUL-13	\$50	Notice only
	*****	*****	-----	*****	*****	-----		
	count		2					
	sum						\$150	
Cubic Defense Applications In c	06-0026	170	72269	12-NOV-13	13-NOV-13		\$50	Notice only
		160	72358	18-NOV-13	18-NOV-13	16-OCT-13	\$100	Initial notice
					09-DEC-13	16-OCT-13	\$75	Second notice
	*****	*****	-----	*****	*****	-----		
	count		3					
	sum						\$225	
Doncasters GCE Industries	13-0115	410	72365	18-NOV-13	18-NOV-13	29-OCT-13	\$100	Initial notice
					09-DEC-13	29-OCT-13	\$0	Second notice
	*****	*****	-----	*****	*****	-----		
	count		2					
	sum						\$100	
GKN Aerospace Chem-tronics In c	16-0520	620	69075	08-JAN-13	08-JAN-13	14-NOV-12	\$100	Initial notice
			69456	06-FEB-13	06-FEB-13	14-NOV-12	\$50	Notice only

SIU NOV Summary for 2013

Name	FACILIT	Conn	NOV	Identified	Action	Viol_Date	Fee	Level
GKN Aerospace Chem-tronics Inc	16-0520	110	72246	05-NOV-13	05-NOV-13	05-SEP-13	\$50	Notice only
		510	72253	05-NOV-13	05-NOV-13	05-SEP-13	\$50	Notice only
			72254	05-NOV-13	05-NOV-13	17-SEP-13	\$100	Initial notice
						17-SEP-13	\$100	Final notice
			72768	22-NOV-13	22-NOV-13	17-SEP-13	\$50	Notice only
			*****	*****	*****	*****	-----	
		count	7					
		sum					\$500	
Garvin Industries	16-0033	110	69250	28-JAN-13	28-JAN-13	20-DEC-12	\$100	Initial notice
			69656	06-FEB-13	06-FEB-13	20-DEC-12	\$100	Initial notice
			*****	*****	*****	*****	-----	
		count	2					
		sum					\$200	
Hallmark Circuits Inc	20-0043	111	69189	28-JAN-13	28-JAN-13		\$50	Notice only
			*****	*****	*****	*****	-----	
		count	1					
		sum					\$50	
Harcon Precision Metals Inc	12-0244	110	69186	28-JAN-13	28-JAN-13		\$50	Notice only
			*****	*****	*****	*****	-----	
		count	1					
		sum					\$50	
Heinz Frozen Foods	12-0154	110	69940	18-MAR-13	18-MAR-13	05-FEB-13	\$100	Initial notice
			*****	*****	*****	*****	-----	
		count	1					
		sum					\$100	
Hotel Del Coronado	14-0034	110	69182	24-JAN-13	24-JAN-13		\$100	Initial notice
			72271	12-NOV-13	12-NOV-13		\$50	Notice only
			*****	*****	*****	*****	-----	
		count	2					
		sum					\$150	
Kyocera America Inc	06-0058	140	72666	22-NOV-13	22-NOV-13	26-SEP-13	\$100	Initial notice
			*****	*****	*****	*****	-----	
		count	1					
		sum					\$100	
RJ Donovan Correctional Facility	12-0038	100	69243	28-JAN-13	28-JAN-13	04-DEC-12	\$100	Initial notice
			*****	*****	*****	*****	-----	
		count	2					
		sum					\$175	
San Diego Bay Enviro Restoration Fund South Trust	11-0563	100	72410	21-NOV-13	25-NOV-13		\$50	Notice only
			*****	*****	*****	*****	-----	
		count	1					
		sum					\$50	
Southern California Plating Company Inc	11-0024	110	69132	22-JAN-13	25-FEB-13	12-NOV-12	\$50	Notice only
			*****	*****	*****	*****	-----	
		count	1					
		sum					\$50	
Spec-Built Systems Inc	12-0202	110	69185	28-JAN-13	06-FEB-13	16-NOV-12	\$50	Notice only
			69691	07-FEB-13	08-FEB-13	10-AUG-12	\$50	Notice only
			72267	05-NOV-13	18-NOV-13	09-SEP-13	\$100	Final notice
			*****	*****	*****	*****	-----	
		count	3					
		sum					\$200	
Suneva Medical Inc	02-0518	110	68199	22-OCT-12	22-JAN-13	30-SEP-12	\$100	Initial notice
			69131	22-JAN-13	22-JAN-13	31-DEC-12	\$100	Initial notice
			*****	*****	*****	*****	-----	
		count	2					
		sum					\$200	
USN/Naval Base Coronado - NAS NI	08-0018	100	71364	12-AUG-13	12-AUG-13	22-APR-13	\$50	Notice only
			71366	12-AUG-13	12-AUG-13	25-JUN-13	\$50	Notice only
			71785	21-AUG-13	21-AUG-13	04-JUN-13	\$50	Notice only
			72089	16-OCT-13	16-OCT-13	15-JUL-13	\$100	Initial notice
			72090	16-OCT-13	16-OCT-13	15-AUG-13	\$100	Initial notice
			72091	16-OCT-13	16-OCT-13	17-SEP-13	\$300	Prelim Conf
			72169	28-OCT-13	28-OCT-13	08-OCT-13	\$50	Notice only
			72795	02-DEC-13	03-DEC-13	20-NOV-13	\$50	Notice only
			72839	09-DEC-13	09-DEC-13	30-OCT-13	\$50	Notice only

SIU NOV Summary for 2013

Name	FACILIT	Conn	NOV	Identified	Action	Viol_Date	Fee	Level

	*****	*****	-----	*****	*****	-----	-----	-----
	count		9					
	sum						\$800	
UT; ARB Inc	05-1221	100	71866	04-SEP-13	05-SEP-13	31-JUL-13	\$50	Notice only
			72009	23-SEP-13	23-SEP-13		\$0	Initial notice
			72086	15-OCT-13	16-OCT-13	30-APR-13	\$50	Notice only
			72087	15-OCT-13	16-OCT-13	31-MAY-13	\$50	Notice only
			72088	15-OCT-13	16-OCT-13	31-AUG-13	\$50	Notice only
***** ***** ----- ***** *****								
	count		5					
	sum						\$200	
UT; Caltrans 11-2t0404 Project ID 1100000446	02-1119	100	72008	23-SEP-13	23-SEP-13		\$100	Initial notice
***** ***** ----- ***** *****								
	count		1					
	sum						\$100	
UT; Circle K Stores Inc	05-1081	100	71865	04-SEP-13	04-SEP-13	30-JUL-13	\$100	Initial notice
			72020	30-SEP-13	30-SEP-13	31-AUG-13	\$100	Initial notice
***** ***** ----- ***** *****								
	count		2					
	sum						\$200	
UT; City of San Diego - Storm Water Dept	11-0534	110	69062	08-JAN-13	08-JAN-13	30-NOV-12	\$50	Notice only
			120	69063	08-JAN-13	08-JAN-13	30-NOV-12	\$50 Notice only
			210	69064	08-JAN-13	08-JAN-13	30-NOV-12	\$50 Notice only
			220	69065	08-JAN-13	08-JAN-13	30-NOV-12	\$50 Notice only
			110	69237	28-JAN-13	28-JAN-13	31-DEC-12	\$50 Notice only
			120	69238	28-JAN-13	28-JAN-13	31-DEC-12	\$50 Notice only
			210	69239	28-JAN-13	28-JAN-13	31-DEC-12	\$50 Notice only
			220	69240	28-JAN-13	28-JAN-13	31-DEC-12	\$50 Notice only
			120	69778	25-FEB-13	25-FEB-13	31-JAN-13	\$50 Notice only
			210	69779	25-FEB-13	25-FEB-13	31-JAN-13	\$50 Notice only
			220	69780	25-FEB-13	25-FEB-13	31-JAN-13	\$50 Notice only
			120	70015	25-MAR-13	25-MAR-13	28-FEB-13	\$50 Notice only
			210	70016	25-MAR-13	25-MAR-13	28-FEB-13	\$50 Notice only
			220	70017	25-MAR-13	25-MAR-13	28-FEB-13	\$50 Notice only
			110	70277	02-MAY-13	02-MAY-13	31-MAR-13	\$50 Notice only
			120	70278	02-MAY-13	02-MAY-13	31-MAR-13	\$50 Notice only
			210	70279	02-MAY-13	02-MAY-13	31-MAR-13	\$50 Notice only
			220	70280	02-MAY-13	02-MAY-13	31-MAR-13	\$50 Notice only
			110	70450	29-MAY-13	29-MAY-13	30-APR-13	\$50 Notice only
			120	70451	29-MAY-13	29-MAY-13	30-APR-13	\$50 Notice only
			210	70452	29-MAY-13	29-MAY-13	30-APR-13	\$50 Notice only
			220	70453	29-MAY-13	29-MAY-13	30-APR-13	\$50 Notice only
			110	70650	24-JUN-13	24-JUN-13	31-MAY-13	\$50 Notice only
			120	70651	24-JUN-13	24-JUN-13	31-MAY-13	\$50 Notice only
			220	70653	24-JUN-13	24-JUN-13	31-MAY-13	\$50 Notice only
			110	71163	24-JUL-13	24-JUL-13	30-JUN-13	\$50 Notice only
			120	71164	24-JUL-13	24-JUL-13	30-JUN-13	\$50 Notice only
			210	71165	24-JUL-13	24-JUL-13	30-JUN-13	\$50 Notice only
			120	71896	04-SEP-13	04-SEP-13	31-JUL-13	\$50 Notice only
			210	71897	04-SEP-13	04-SEP-13	31-JUL-13	\$50 Notice only
			220	71898	04-SEP-13	04-SEP-13	31-JUL-13	\$50 Notice only
			110	72033	30-SEP-13	30-SEP-13	31-AUG-13	\$50 Notice only
			120	72034	30-SEP-13	30-SEP-13	31-AUG-13	\$50 Notice only
			210	72035	30-SEP-13	30-SEP-13	31-AUG-13	\$50 Notice only
			220	72036	30-SEP-13	30-SEP-13	31-AUG-13	\$50 Notice only
			110	72198	28-OCT-13	29-OCT-13	30-SEP-13	\$100 Initial notice
						19-NOV-13	\$75	Second notice
			120	72199	28-OCT-13	28-OCT-13	30-SEP-13	\$100 Initial notice
						19-NOV-13	\$75	Second notice
			110	72815	02-DEC-13	02-DEC-13	31-OCT-13	\$100 Initial notice
			120	72816	02-DEC-13	02-DEC-13	31-OCT-13	\$100 Initial notice
***** ***** ----- ***** *****								
	count		41					
	sum						\$2,300	
UT; Halbert Construction Company Inc	08-0583	100	70309	06-MAY-13	07-MAY-13	31-MAR-13	\$100	Final notice
***** ***** ----- ***** *****								
	count		1					
	sum						\$100	
UT; Hargrave Environmental Consulting Inc	16-0743	100	71219	30-JUL-13	31-JUL-13	30-JUN-13	\$50	Notice only

SIU NOV Summary for 2013

Name	FACILIT	Conn	NOV	Identified	Action	Viol_Date	Fee	Level

	*****	*****	-----	*****	*****	-----	-----	-----
	count		1					
	sum						\$50	
UT; Hydroquip Pump & Dewatering Corp	08-0585	100	70526	30-MAY-13	06-JUN-13		\$100	Final notice

	count		1					
	sum						\$100	
UT; Innovative Environmental Solutions	13-0454	100	69181	24-JAN-13	24-JAN-13		\$50	Notice only
			71995	23-SEP-13	19-NOV-13	31-AUG-13	\$100	Initial notice
			72240	05-NOV-13	05-NOV-13	30-SEP-13	\$100	Initial notice
			72466	22-NOV-13	25-NOV-13	31-OCT-13	\$100	Initial notice

	count		4					
	sum						\$350	
UT; Ortiz Corporation	04-0485	100	71864	04-SEP-13	04-SEP-13	31-JUL-13	\$100	Initial notice

	count		1					
	sum						\$100	
UT; SCS Engineers Inc	11-0559	100	70735	01-JUL-13	01-JUL-13	31-MAY-13	\$100	Initial notice
			71868	04-SEP-13	05-SEP-13	31-JUL-13	\$50	Notice only

	count		2					
	sum						\$150	
UT; TC Construction	07-0183	100	69179	24-JAN-13	24-JAN-13		\$100	Initial notice
			69811	26-FEB-13	26-FEB-13		\$50	Notice only

	count		2					
	sum						\$150	
UT; TRS Group Inc	02-1098	100	71767	19-AUG-13	19-AUG-13	31-JUL-13	\$100	Initial notice
			71784	20-AUG-13	21-AUG-13	30-JUN-13	\$50	Notice only
			72171	28-OCT-13	29-OCT-13	24-SEP-13	\$50	Notice only
			72348	14-NOV-13	14-NOV-13	30-SEP-13	\$100	Initial notice

	count		4					
	sum						\$300	
UT; Thrifty Oil Company # 419	07-0171	100	72792	25-NOV-13	25-NOV-13		\$100	Initial notice

	count		1					
	sum						\$100	
UT; URS Corporation	10-0563	100	69754	21-FEB-13	22-FEB-13		\$50	Notice only
			70734	01-JUL-13	02-JUL-13	31-MAY-13	\$50	Notice only

	count		2					
	sum						\$100	
UT; USN NAVSUP FLC Fuel Point San Diego	08-0008	210	69765	25-FEB-13	26-FEB-13	31-JAN-13	\$50	Notice only

	count		1					
	sum						\$50	
UT; Wing Avenue Flood Control Improvement Project	21-0329	100	72230	05-NOV-13	05-NOV-13		\$100	Initial notice
			72427	21-NOV-13	21-NOV-13		\$50	Notice only

	count		2					
	sum						\$150	
Unifirst Corporation	11-0398	110	67070	25-JUN-12	12-FEB-13	14-MAY-12	\$75	Second notice
			67314	03-AUG-12	13-FEB-13	06-JUL-12	\$100	Final notice
			68205	22-OCT-12	13-FEB-13	14-FEB-12	\$100	Final notice
			68223	22-OCT-12	13-FEB-13	19-JAN-12	\$100	Final notice
			68224	22-OCT-12	13-FEB-13	31-JAN-12	\$100	Final notice
			68225	22-OCT-12	13-FEB-13	05-JUN-12	\$100	Final notice
			68226	22-OCT-12	13-FEB-13	15-JUN-12	\$100	Final notice
			68227	22-OCT-12	13-FEB-13	26-JUN-12	\$100	Final notice
			68272	23-OCT-12	13-FEB-13	29-JUN-12	\$100	Final notice
			69230	28-JAN-13	28-JAN-13	16-OCT-12	\$100	Initial notice
			69231	28-JAN-13	21-FEB-13	25-OCT-12	\$100	Initial notice
			69826	30-SEP-12	25-MAR-13	30-SEP-12	\$409	Final notice

	count		12					
	sum						\$1,484	
University of California San	02-0112	200	67380	06-AUG-12	26-FEB-13	12-JUL-12	\$50	Notice only

SIU NOV Summary for 2013

Name	FACILIT	Conn	NOV	Identified	Action	Viol_Date	Fee	Level

Diego								
University of California San Diego	02-0112	500	70241	02-MAY-13	02-MAY-13	03-APR-13	\$100	Initial notice
			70740	01-JUL-13	01-JUL-13	29-MAY-13	\$100	Initial notice
		200	71916	12-SEP-13	12-SEP-13	15-AUG-13	\$100	Initial notice
		500	71918	12-SEP-13	12-SEP-13	15-AUG-13	\$100	Initial notice
	*****	*****	-----	*****	*****	-----		
	count		5					
	sum						\$450	
Valley Metals	20-0108	110	67894	31-MAR-12	25-MAR-13	31-MAR-12	\$409	Final notice
	*****	*****	-----	*****	*****	-----		
	count		1					
	sum						\$409	
Veridiam Inc	16-0348	110	67905	30-JUN-12	25-MAR-13	30-JUN-12	\$409	Final notice
			70803	03-JUL-13	03-JUL-13	31-JAN-13	\$100	Initial notice
			71488	14-AUG-13	14-AUG-13	24-MAY-13	\$100	Initial notice
	*****	*****	-----	*****	*****	-----		
	count		3					
	sum						\$609	
*****			-----					
count			159					
sum							\$12,402	

159 rows selected.

NonSIU NOV Summary for 2013

Name	FACILIT	Conn	NOV	Identified	Action	Viol_Date	Fee	Level
Action Cleaning Corporation	25-0196	100	71399	14-AUG-13	15-AUG-13	23-JUL-13	\$50	Notice only
	*****	*****	-----	*****	*****	-----		
	count		1					
	sum						\$50	
Affordable Grease Pumping	25-0191	100	69804	25-FEB-13	25-FEB-13	16-JAN-13	\$100	Initial notice
			70134	15-APR-13	15-APR-13	14-MAR-13	\$100	Initial notice
	*****	*****	-----	*****	*****	-----		
	count		2					
	sum						\$200	
Al-Max Sanitation	25-0002	100	69032	08-JAN-13	08-JAN-13	27-NOV-12	\$50	Notice only
			71208	24-JUL-13	24-JUL-13	29-JUN-13	\$100	Initial notice
			71935	12-SEP-13	12-SEP-13	01-AUG-13	\$100	Initial notice
			71936	12-SEP-13	12-SEP-13	02-AUG-13	\$100	Initial notice
			72337	12-NOV-13	12-NOV-13	26-SEP-13	\$100	Initial notice
	*****	*****	-----	*****	*****	-----		
	count		5					
	sum						\$450	
BJ's Rentals Inc	20-0112	110	69910	11-MAR-13	11-MAR-13	31-JAN-13	\$50	Initial notice
	*****	*****	-----	*****	*****	-----		
	count		1					
	sum						\$50	
Certified Coatings Company	25-0425	100	72793	02-DEC-13	03-DEC-13		\$100	Initial notice
	*****	*****	-----	*****	*****	-----		
	count		1					
	sum						\$100	
Chula Vista Energy Center LLC	13-0298	100	70633	24-JUN-13	25-JUN-13	15-APR-13	\$50	Notice only
	*****	*****	-----	*****	*****	-----		
	count		1					
	sum						\$50	
City; Environmental Svcs Mira mar Landfill	25-0389	100	72832	03-DEC-13	04-DEC-13		\$100	Final notice
	*****	*****	-----	*****	*****	-----		
	count		1					
	sum						\$100	
EW Truck & Equipment	22-0007	110	69749	19-FEB-13	19-FEB-13	07-FEB-13	\$0	Initial notice
	*****	*****	-----	*****	*****	-----		
	count		1					
	sum						\$0	
Environmental Services of San Diego	25-0191	100	69122	08-JAN-13	08-JAN-13	15-NOV-12	\$100	Initial notice
	*****	*****	-----	*****	*****	-----		
	count		1					
	sum						\$100	
Fairbanks Ranch Community Ser vices District	25-0410	100	69184	24-JAN-13	24-JAN-13		\$0	Initial notice
	*****	*****	-----	*****	*****	-----		
	count		1					
	sum						\$0	
GRC Performance Machine	35-0002	110	71289	30-JUL-13	30-JUL-13	20-MAR-13	\$50	Notice only
	*****	*****	-----	*****	*****	-----		
	count		1					
	sum						\$50	
General Atomics	02-0059	100	72908	23-DEC-13	23-DEC-13		\$50	Notice only
		300	72909	23-DEC-13	23-DEC-13		\$50	Notice only
	*****	*****	-----	*****	*****	-----		
	count		2					
	sum						\$100	
Grossmont Hospital	18-0010	110	72419	21-NOV-13	21-NOV-13		\$0	Initial notice
		410	72420	21-NOV-13	21-NOV-13		\$0	Initial notice
	*****	*****	-----	*****	*****	-----		
	count		2					
	sum						\$0	
Kaiser Foundation Hospital	07-0011	100	71834	27-AUG-13	27-AUG-13		\$100	Initial notice
		200	71835	27-AUG-13	27-AUG-13		\$100	Initial notice
	*****	*****	-----	*****	*****	-----		
	count		2					
	sum						\$200	
Lilac Enterprises - Hide Away Lake	25-0142	100	70544	30-MAY-13	30-MAY-13		\$50	Notice only
			70554	10-JUN-13	11-JUN-13		\$100	Initial notice
	*****	*****	-----	*****	*****	-----		
	count		2					
	sum						\$150	

NonSIU NOV Summary for 2013

Name	FACILIT	Conn	NOV	Identified	Action	Viol_Date	Fee	Level
Mission Bay Aquatic Center	04-0196	110	70051	26-MAR-13	26-MAR-13		\$100	Initial notice
	*****	*****	-----	*****	*****			
	count		1					
	sum						\$100	
Nautilus Environmental LLC	02-0571	110	69175	24-JAN-13	24-JAN-13		\$50	Notice only
	*****	*****	-----	*****	*****			
	count		1					
	sum						\$50	
New Leaf Biofuel LLC	11-0380	110	71838	27-AUG-13	27-AUG-13		\$100	Initial notice
	*****	*****	-----	*****	*****			
	count		1					
	sum						\$100	
Olivenhain Municipal Water District	25-0187	100	68885	27-NOV-12	17-JAN-13		\$75	Second notice
			69756	21-FEB-13	21-FEB-13		\$50	Notice only
	*****	*****	-----	*****	*****			
	count		2					
	sum						\$125	
Otay Landfill Gas LLC	25-0049	100	69134	22-JAN-13	25-JAN-13	06-DEC-12	\$50	Notice only
			70037	25-MAR-13	27-MAR-13	05-FEB-13	\$100	Initial notice
			70082	03-APR-13	03-APR-13	23-JAN-13	\$100	Initial notice
						13-AUG-13	\$75	Second notice
			70473	29-MAY-13	29-MAY-13	26-APR-13	\$100	Initial notice
						13-AUG-13	\$75	Second notice
			71213	24-JUL-13	24-JUL-13	06-JUN-13	\$100	Initial notice
	*****	*****	-----	*****	*****			
	count		7					
	sum						\$600	
Pacific Coast Water and Filtration	16-0776	110	71787	26-AUG-13	29-AUG-13		\$100	Initial notice
						25-NOV-13	\$100	Final notice
	*****	*****	-----	*****	*****			
	count		2					
	sum						\$200	
Pepper Oil Company Inc	19-0032	200	71194	24-JUL-13	24-JUL-13	28-JUN-13	\$0	Initial notice
	*****	*****	-----	*****	*****			
	count		1					
	sum						\$0	
Prudential Overall Supply	13-0016	110	69180	24-JAN-13	24-JAN-13		\$50	Notice only
			69344	06-FEB-13	06-FEB-13		\$100	Final notice
	*****	*****	-----	*****	*****			
	count		2					
	sum						\$150	
Salk Institute for Biological Studies	02-0033	100	70046	26-MAR-13	26-MAR-13		\$50	Notice only
		200	70047	26-MAR-13	26-MAR-13		\$50	Notice only
		100	70055	03-APR-13	03-APR-13	14-FEB-13	\$100	Initial notice
	*****	*****	-----	*****	*****			
	count		3					
	sum						\$200	
San Diego Unified Port District	11-0041	100	67453	27-AUG-12	06-JUN-13		\$100	Final notice
		799	67454	27-AUG-12	06-JUN-13		\$100	Final notice
	*****	*****	-----	*****	*****			
	count		2					
	sum						\$200	
San Diego Zoo's Wild Animal Park	25-0174	100	69190	28-JAN-13	29-JAN-13	31-DEC-12	\$50	Notice only
	*****	*****	-----	*****	*****			
	count		1					
	sum						\$50	
Shelter Island Boatyard	08-0247	110	72397	21-NOV-13	21-NOV-13		\$100	Initial notice
		210	72398	21-NOV-13	21-NOV-13		\$100	Initial notice
	*****	*****	-----	*****	*****			
	count		2					
	sum						\$200	
Solar Turbines Inc	06-0013	210	69762	25-FEB-13	25-FEB-13	08-JAN-13	\$0	Initial notice
	*****	*****	-----	*****	*****			
	count		1					
	sum						\$0	
Southwest Imaging Inc	20-0145	110	69758	25-FEB-13	25-FEB-13		\$50	Notice only
	*****	*****	-----	*****	*****			

NonSIU NOV Summary for 2013

Name	FACILIT	Conn	NOV	Identified	Action	Viol_Date	Fee	Level
				count				
				sum				
Statewide Stripes Inc	06-0596	100	71867	04-SEP-13	04-SEP-13	31-JUL-13	\$100	Initial notice
	*****	*****	-----	*****	*****			
				count				
				sum				
Stone Brewing Company	25-0412	100	72831	03-DEC-13	03-DEC-13	30-OCT-13	\$100	Final notice
	*****	*****	-----	*****	*****			
				count				
				sum				
	25-0411	100	72833	05-DEC-13	05-DEC-13		\$100	Final notice
	*****	*****	-----	*****	*****			
				count				
				sum				
Sycamore Energy LLC	25-0344	100	70137	15-APR-13	15-APR-13	08-MAR-13	\$100	Initial notice
			70486	29-MAY-13	29-MAY-13	19-APR-13	\$100	Initial notice
			70488	29-MAY-13	29-MAY-13	26-APR-13	\$100	Initial notice
			72373	18-NOV-13	18-NOV-13	10-OCT-13	\$100	Initial notice
	*****	*****	-----	*****	*****			
				count				
				sum				
Sycuan Casino	25-0135	100	70730	26-JUN-13	26-JUN-13		\$400	Initial notice
	*****	*****	-----	*****	*****			
				count				
				sum				
Toray Membranes USA Inc	20-0033	110	69901	11-MAR-13	11-MAR-13		\$100	Initial notice
			71818	26-AUG-13	26-AUG-13	19-JUL-13	\$100	Initial notice
	*****	*****	-----	*****	*****			
				count				
				sum				
UT; ARB Inc	02-1127	100	70310	06-MAY-13	06-MAY-13	27-MAR-13	\$100	Final notice
			72065	10-OCT-13	10-OCT-13	31-MAR-13	\$50	Notice only
			72066	10-OCT-13	10-OCT-13	18-APR-13	\$100	Initial notice
	*****	*****	-----	*****	*****			
				count				
				sum				
UT; ERM-West Inc	16-0785	100	69187	28-JAN-13	28-JAN-13		\$250	Notice only
	*****	*****	-----	*****	*****			
				count				
				sum				
UT; Hargrave Environmental Consulting	16-0714	100	71977	23-SEP-13	24-SEP-13	31-AUG-13	\$50	Notice only
	*****	*****	-----	*****	*****			
				count				
				sum				
UT; Ortiz Corporation	04-0485	100	70511	30-MAY-13	30-MAY-13		\$50	Initial notice
		200	70512	30-MAY-13	30-MAY-13		\$100	Initial notice
		100	70682	26-JUN-13	26-JUN-13		\$100	Initial notice
		200	70683	26-JUN-13	26-JUN-13		\$100	Initial notice
	*****	*****	-----	*****	*****			
				count				
				sum				
UT; Phillips 66 Company Circle K Station #2966	20-0238	100	69900	08-MAR-13	08-MAR-13	23-JAN-13	\$400	Notice only
	*****	*****	-----	*****	*****			
				count				
				sum				
UT; Thrifty Oil Company # 120	16-0726	100	72148	21-OCT-13	21-OCT-13		\$50	Initial notice
	*****	*****	-----	*****	*****			
				count				
				sum				
UT; Whitson CM Inc	06-0631	100	70698	26-JUN-13	26-JUN-13		\$100	Initial notice
	*****	*****	-----	*****	*****			
				count				
				sum				
United Rentals	06-0344	110	69926	18-MAR-13	27-MAR-13	04-FEB-13	\$100	Notice only
	*****	*****	-----	*****	*****			
				count				
				sum				
Valley View Casino	25-0172	100	69755	21-FEB-13	25-FEB-13		\$50	Notice only
			69971	25-MAR-13	25-MAR-13		\$50	Notice only
			70546	30-MAY-13	30-MAY-13		\$50	Notice only
			72055	09-OCT-13	14-OCT-13	31-AUG-13	\$100	Final notice
	*****	*****	-----	*****	*****			
				count				

NonSIU NOV Summary for 2013

Name	FACILIT	Conn	NOV	Identified	Action	Viol_Date	Fee	Level
	sum						\$250	
Warner Springs Ranch	25-0152	100	70545	30-MAY-13	30-MAY-13		\$100	Initial notice
	*****	*****	-----	*****	*****		-----	
	count							
	sum						\$100	
Water Works Inc	06-0569	110	70156	23-APR-13	23-APR-13		\$50	Notice only
			70418	29-MAY-13	29-MAY-13		\$50	Notice only
	*****	*****	-----	*****	*****		-----	
	count							
	sum						\$100	
*****			-----				-----	
count								81
sum							\$6,125	

81 rows selected.

Sampling at SIUs Discharging to Treatment Plant 1
between 01-JAN-13 and 31-DEC-13

Report run on: February 7, 2014 5:53 PM

Page 2

Facility	Pmt	Name	Conn	Principle Process	Pmt Include	Parmcode	City Samples	Self Samples						
02-0112	04-A	University of California San Diego	400			FLOW		12						
						PH	1	4						
						PH HIGHEST	1							
						PH LOWEST	1							
						SILVER CERT		2						
						SOLVENT CERT		2						
			500	Stein Clinical Sciences	L	TSS	1	4						
						BIOHAZARD CERT		2						
						COD	3	4						
						COPPER	3	4						
						FLASH	3							
						FLOW		12						
						PH	3	4						
						PH HIGHEST	3							
						PH LOWEST	3							
						SILVER CERT		2						
						SOLVENT CERT		2						
						TSS	3	4						
						02-0332	05-A	Pall Filtration & Separations Group Inc	100	Sewer Lateral	L	SOLVENT CERT		2
110	Membrane Mfg	L	COD	3	6									
			FLASH	3										
			FLOW		12									
			FLOW MAX		3									
			PH	3	6									
			TSS	3	6									
			02-0439	01-A	PrimaPharm Inc				100	Pharm Mfg & Sanitary Waste	F	ACETONE:P-O	3	4
												ANNUAL SCAN		1
CERT														
BIOHAZARD CERT		4												
02-0505	04-A	Curtis Technology Inc	100	Chem Milling	F	ETHYL ACET:P-O	3	4						
						FLOW		4						
						ISOP ACETATE:P-O	3	4						
						METHYLE CL:P-O	3	4						
						N-AMYL ACET:P-O	3	4						
						SOLVENT CERT		4						
						CADMIUM	4	4						
						CHROMIUM	4	4						
						COD	2	2						
						COPPER	4	4						

Sampling at SIUs Discharging to Treatment Plant 1
between 01-JAN-13 and 31-DEC-13

Report run on: February 7, 2014 5:53 PM

Page 3

Facility	Pmt	Name	Conn	Principle Process	Pmt Include	Parmcode	City Samples	Self Samples			
02-0505	04-A	Curtis Technology Inc	100			CYANIDE(T)	4	4			
						FLOW		4			
						FLOW MAX		4			
						LEAD	4	4			
						NICKEL	4	4			
						PH	4	4			
						PH HIGHEST	2				
						PH LOWEST	2				
						SILVER	4	4			
						TSS	2	2			
						TTO CERT		4			
						TTO(413+433)-P	1				
						ZINC	4	4			
						02-0518	04-A	Suneva Medical Inc	100	Sewer Lateral	L
SOLVENT CERT		2									
110	Pharmaceutical Manufacturing	F	ACETONE:P-O	3	6						
			ANNUAL SCAN CERT		3						
ETHYL ACET:P-O	3	3									
FLOW		4									
ISOP ACETATE:P-O	3	3									
METHYLE CL:P-O	3	3									
N-AMYL ACET:P-O	3	3									
PH	2	4									
02-0582	05-B	The Argen Corporation	110	Precious Metals Forming	F	CADMIUM	4	24			
						COD	4	23			
						COPPER	4	24			
						CYANIDE(T)	4	24			
						FLOW		2			
						PRODUCTION RPT		2			
						SILVER	4	24			
						TSS	4	23			
						ZEROUNAUTHZ CERT		4			
						02-0761	04-A	Pacira Pharmaceuticals Inc	120	Pharm Mfg	F
ANNUAL SCAN CERT		4									
COD	3	4									
ETHYL ACET:P-O	3	4									

Sampling at SIUs Discharging to Treatment Plant 1
between 01-JAN-13 and 31-DEC-13

Report run on: February 7, 2014 5:53 PM

Page 4

Facility	Pmt	Name	Conn	Principle Process	Pmt Include	Parmcode	City Samples	Self Samples
02-0761	04-A	Pacira Pharmaceuticals Inc				FLOW		4
						FLOW MAX		4
						ISOP ACETATE:P-O	3	4
						METHYLE CL:P-O	3	4
						N-AMYL ACET:P-O	3	4
						PH	3	4
						TSS	3	4
02-0762	04-A	Pacira Pharmaceuticals Inc		Pharmaceutical mfg	F	ACETONE:P-O	3	4
						ANNUAL SCAN		4
						CERT		
						COD	3	4
						ETHYL ACET:P-O	3	4
						FLOW		4
						FLOW MAX		4
						ISOP ACETATE:P-O	3	4
						METHYLE CL:P-O	3	4
						N-AMYL ACET:P-O	3	4
						PH	3	4
						PH HIGHEST		
						PH LOWEST		
						TSS	3	4
02-1098	01-A	UT; TRS Group Inc		groundwater	L	3CLETHE	4	8
						4CLETHE	4	8
						COD	5	8
						FLOW RATE MAX		7
						FLOW RATE MIN		7
						FLOW		10
						TOTIMPORTED		
						FLOWMETER READ		10
						1		
						FLOWMETER READ		10
						2		
						MANGANESE	8	8
						PH	5	8
TSS	5	8						
02-1136	01-A	Vanguard Space Technologies Inc		Clean / Etch	F	VINYL CL	4	8
						CADMIUM		
						CHROMIUM		
						COPPER		

Sampling at SIUs Discharging to Treatment Plant 1
between 01-JAN-13 and 31-DEC-13

Report run on: February 7, 2014 5:53 PM

Page 5

Facility	Pmt	Name	Conn	Principle Process	Pmt Include	Parmcode	City Samples	Self Samples
02-1136	01-A	Vanguard Space Technologies Inc	110			CYANIDE(T)		
						FLOW		1
						FLOW MAX		
						LEAD		
						NICKEL		
						PH		
						SILVER		
						TTO CERT		1
						TTO(413+433)-P		
						ZINC		
03-0115	05-A	ATK Space Systems	120	Chem film	L	ZERODISCHRG		1
						CERT		
03-0115	05-A	ATK Space Systems	100	Zero Disch Cert for Core MF ops	L	ZERODISCHRG		2
						CERT		
03-0115	05-A	ATK Space Systems	200	Solvent Certification - Bldg 4/7 Labs	L	SOLVENT CERT		2
03-0717	06-A	Action Powder Coating LLC	110	Coating / cleaning	F	CADMIUM	4	4
						CHROMIUM	4	4
						COPPER	4	4
						CYANIDE(T)	4	4
						FLOW		4
						LEAD	4	4
						NICKEL	4	4
						SILVER	4	4
						TTO CERT		4
						TTO(413+433)-P	1	
						ZINC	4	4
						CADMIUM	4	4
						CHROMIUM	4	4
						COPPER	4	4
CYANIDE(T)	4	4						
FLOW		4						
FLOW MAX		1						
LEAD	4	4						
NICKEL	4	4						
PH	4	4						
PH HIGHEST	4							
PH LOWEST	4							
SILVER	4	4						

Sampling at SIUs Discharging to Treatment Plant 1
between 01-JAN-13 and 31-DEC-13

Report run on: February 7, 2014 5:53 PM

Page 6

Facility	Pmt	Name	Conn	Principle Process	Pmt Include	Parmcode	City Samples	Self Samples
03-0717	06-A	Action Powder Coating LLC	110			TTO CERT		4
						TTO(413+433)-P	1	
03-0722	06-A	Thermal Management Solutions dba Santier	110	Metal Finishing / Surface Treatment	F	ZINC	4	4
						CADMIUM	3	10
						CHROMIUM	3	10
						COD	3	10
						COPPER	3	10
						CYANIDE(T)	3	10
						FLOW		4
						FLOW MAX		4
						FLUORIDE	3	10
						LEAD	3	10
						MOLYBDENUM	3	10
						NICKEL	3	10
						PH	2	
						PRODUCTION RPT		4
						SILVER	3	10
						TSS	3	10
						TTO CERT		4
TTO(413+433)-P	1							
ZINC	3	10						
03-0920	04-A	A to Z Metal Finishing	220	Precious / Refractory Metal Forming	L	ZERODISCHRG		4
			110	Metal Finishing	F	CADMIUM	3	4
						CHROMIUM	3	4
						COPPER	3	4
						CYANIDE(T)	4	4
						FLOW		4
						FLOW MAX		4
						LEAD	3	4
						NICKEL	3	4
						PH	4	4
						SILVER	3	4
						TTO CERT		4
						TTO(413+433)-P	1	
						ZINC	3	4
						03-1017	02-A	Anocote Metal Finishing
						CHROMIUM	5	4
						COPPER	5	4

Sampling at SIUs Discharging to Treatment Plant 1
between 01-JAN-13 and 31-DEC-13

Report run on: February 7, 2014 5:53 PM

Page 7

Facility	Pmt	Name	Conn	Principle Process	Pmt Include	Parmcode	City Samples	Self Samples						
03-1017	02-A	Anocote Metal Finishing	110			CYANIDE(T)	4	4						
						FLOW		4						
						LEAD	5	4						
						NICKEL	5	4						
						PH	5	4						
						SILVER	5	4						
						TTO CERT		4						
						TTO(413+433)-P	2							
						ZINC	5	4						
						ZERODISCHRG		4						
						CERT								
04-0489	01-A	UT; HPS Mechanical Inc	100	Nickel & zinc plating, coating	L	COD	1	2						
						FLOW MAX		1						
						FLOW RATE MAX		1						
						FLOW RATE MIN		1						
						FLOW		2						
						TOTIMPORTED								
						FLOWMETER READ 1		2						
						FLOWMETER READ 2		2						
						TSS	1	2						
						04-0489	01-A	UT; HPS Mechanical Inc	200	Dewater MH301	L	COD		
												FLOW RATE MAX		
FLOW RATE MIN														
FLOW														
TOTIMPORTED														
FLOWMETER READ 1														
FLOWMETER READ 2														
TSS														
04-0489	01-A	UT; HPS Mechanical Inc	300	Dewater MH4	L							COD		
												FLOW RATE MAX		
												FLOW RATE MIN		
						FLOW								
						TOTIMPORTED								
						FLOWMETER READ 1								

Sampling at SIUs Discharging to Treatment Plant 1
between 01-JAN-13 and 31-DEC-13

Report run on: February 7, 2014 5:53 PM

Page 8

<i>Facility</i>	<i>Pmt</i>	<i>Name</i>	<i>Conn</i>	<i>Principle Process</i>	<i>Pmt Include</i>	<i>Parmcode</i>	<i>City Samples</i>	<i>Self Samples</i>
04-0489	01-A	UT; HPS Mechanical Inc	300			FLOWMETER READ 2		
			400	Dewater MH71	L	TSS COD FLOW RATE MAX FLOW RATE MIN FLOW TOTIMPORTED FLOWMETER READ 1 FLOWMETER READ 2		
			500	Dewater MH107	L	TSS COD FLOW RATE MAX FLOW RATE MIN FLOW TOTIMPORTED FLOWMETER READ 1 FLOWMETER READ 2		
			600	Dewater MH273	L	TSS COD FLOW RATE MAX FLOW RATE MIN FLOW TOTIMPORTED FLOWMETER READ 1 FLOWMETER READ 2		
			700	Dewater MH11	L	TSS COD FLOW RATE MAX FLOW RATE MIN FLOW TOTIMPORTED FLOWMETER READ		

Sampling at SIUs Discharging to Treatment Plant 1
between 01-JAN-13 and 31-DEC-13

Report run on: February 7, 2014 5:53 PM

Page 9

Facility	Pmt	Name	Conn	Principle Process	Pmt Include	Parmcode	City Samples	Self Samples		
04-0489	01-A	UT; HPS Mechanical Inc	700			FLOWMETER READ				
						2				
			800	Dewater MH27	L			TSS		
								COD		
								FLOW RATE MAX		
								FLOW RATE MIN		
								FLOW		
								TOTIMPORTED		
								FLOWMETER READ		
								1		
			900	Dewater MH377	L			FLOWMETER READ		
								2		
TSS										
COD										
FLOW RATE MAX										
FLOW RATE MIN										
05-0684	05-A	Allermed Laboratories Inc	130	Glassware Washing/Sterile Prep	F	ACETONE:P-O	1	4		
						ANNUAL SCAN		4		
						CERT				
						ETHYL ACET:P-O	1	1		
						FLOW		4		
						FLOW MAX				
			140	Glassware Washing/Extraction Area	F			ISOP ACETATE:P-O	1	1
								METHYLE CL:P-O	1	1
								N-AMYL ACET:P-O	1	1
								ACETONE:P-O	1	4
								ANNUAL SCAN		4
								CERT		
ETHYL ACET:P-O	1	1								
FLOW		4								
FLOW MAX										
ISOP ACETATE:P-O	1	1								

Sampling at SIUs Discharging to Treatment Plant 1
between 01-JAN-13 and 31-DEC-13

Report run on: February 7, 2014 5:53 PM

Page 10

<i>Facility</i>	<i>Pmt</i>	<i>Name</i>	<i>Conn</i>	<i>Principle Process</i>	<i>Pmt Include</i>	<i>Parmcode</i>	<i>City Samples</i>	<i>Self Samples</i>		
05-0684	05-A	Allermed Laboratories Inc	140	Media Prep/Tube Washing	F	METHYLE CL:P-O	1	1		
						N-AMYL ACET:P-O	1	1		
			ACETONE:P-O			1	4			
			ANNUAL SCAN				4			
			CERT							
			ETHYL ACET:P-O			1	1			
			FLOW				4			
			FLOW MAX							
			ISOP ACETATE:P-O			1	1			
			METHYLE CL:P-O			1	1			
			N-AMYL ACET:P-O			1	1			
			ZERODISCHRG				4			
			05-0985			03-D	Chromalloy San Diego	100	Sewer Lateral	L
ZERODISCHRG		4								
130	FPI testing	F		CADMIUM	4			4		
				CHROMIUM	4			4		
				COPPER	4			4		
				CYANIDE(T)	4			4		
				FLOW				4		
				FLOW MAX				4		
				LEAD	4			4		
				NICKEL	4			4		
				SILVER	4			4		
				TTO CERT				4		
				TTO(413+433)-P	1					
ZINC	4	4								
05-0997	04-A	TTM Printed Circuit Group Inc	220	PCB Manufacturing	F	CADMIUM	4	12		
						CHROMIUM	4	12		
						COD	4	5		
						COPPER	4	13		
						FLOW		4		
						LEAD	4	12		
						NICKEL	4	12		
						PH	4	13		
						PH HIGHEST	4			
						PH LOWEST	4			
						SILVER	4	12		
						TSS	4	5		
						TTO CERT		4		
TTO(413+433)-P	1									

Sampling at SIUs Discharging to Treatment Plant 1
between 01-JAN-13 and 31-DEC-13

Report run on: February 7, 2014 5:53 PM

Page 11

Facility	Pmt	Name	Conn	Principle Process	Pmt Include	Parmcode	City Samples	Self Samples			
05-0997	04-A	TTM Printed Circuit Group Inc	220			ZINC	4	12			
			221	Gold Electro Plating	F	CYANIDE(T) FLOW	4	12 4			
			222	Immersion Gold	F	CYANIDE(T) FLOW	4	12 4			
			230	Film Developing	L	SILVER CERT		2			
			05-1019	04-A	USN;Marine Corps Air Station Miramar	100	Aircraft maintenance	L	BIOHAZARD CERT COD	2	2 6
									FLOW RATE MAX OIL/GREASE PH SOLVENT CERT TSS	3 3 3 2	6 6 6 6
05-1081	04-A	UT; Circle K Stores Inc	100	Groundwater Remediation (F/P)	L	BNZ(W/OAGG)	3	2			
						BTEX	3	2			
						COD	3	5			
						FLASH	3	2			
						FLOW RATE MAX		5			
						FLOW RATE MIN		5			
						FLOW		12			
						TOTIMPORTED					
						FLOWMETER READ 1		12			
						FLOWMETER READ 2		12			
						REPORT RPT		4			
						TSS	3	5			
						ZERODISCHRG CERT		4			
						CADMIUM	4	4			
CHROMIUM	4	4									
COD	4	4									
COPPER	4	4									
CYANIDE(T)	4	4									
FLOW		4									
FLOW MAX		4									
LEAD	4	4									
NICKEL	4	4									
SILVER	4	4									
06-0026	05-A	Cubic Defense Applications Inc	100	main lateral - Bldg 1	L	ZERODISCHRG CERT		4			
			150	wave soldering	F	CADMIUM	4	4			
						CHROMIUM	4	4			
						COD	4	4			
						COPPER	4	4			
						CYANIDE(T)	4	4			
						FLOW		4			
						FLOW MAX		4			
						LEAD	4	4			
						NICKEL	4	4			
						SILVER	4	4			

Sampling at SIUs Discharging to Treatment Plant 1
between 01-JAN-13 and 31-DEC-13

Report run on: February 7, 2014 5:53 PM

Page 12

Facility	Pmt	Name	Conn	Principle Process	Pmt Include	Parmcode	City Samples	Self Samples		
06-0026	05-A	Cubic Defense Applications Inc	150			TSS	4	4		
						TTO CERT		4		
						TTO(413+433)-P	1			
			160	deburring / cleaning / silkscreening	F			ZINC	4	4
								CADMIUM	4	4
								CHROMIUM	4	4
								COD	4	4
								COPPER	4	4
								CYANIDE(T)	4	4
								FLOW		4
								FLOW MAX		4
								LEAD	4	4
								NICKEL	4	4
								SILVER	4	4
								TSS	4	4
								TTO CERT		4
								TTO(413+433)-P	1	
			170	testing	F			ZINC	4	4
								CADMIUM	2	
								CHROMIUM	2	
								COD	2	
								COPPER	2	
								CYANIDE(T)	2	
FLOW		3								
FLOW MAX		2								
LEAD	2									
NICKEL	2									
06-0058	05-A	Kyocera America Inc	130	Ni plating, cleaning	F	TSS	2			
						TTO CERT		3		
						TTO(413+433)-P	1			
						ZINC	2			
						CADMIUM	4	7		
						CHROMIUM	4	7		
						COD	4	6		
						COPPER	4	7		
						FLOW		12		
						FLOW MAX		12		
LEAD	4	7								

Sampling at SIUs Discharging to Treatment Plant 1
between 01-JAN-13 and 31-DEC-13

Report run on: February 7, 2014 5:53 PM

Page 13

Facility	Pmt	Name	Conn	Principle Process	Pmt Include	Parmcode	City Samples	Self Samples			
06-0058	05-A	Kyocera America Inc	130			NICKEL	4	7			
						PH	4	6			
						PH HIGHEST	4				
						PH LOWEST	4				
						SILVER	4	7			
						TSS	4	6			
						TTO CERT		6			
						TTO(413+433)-P	1				
						ZINC	4	7			
						131	Au plating, stripping	F	CYANIDE(A)	4	6
									CYANIDE(T)	4	6
									FLOW		12
									FLOW MAX		12
			140	Alk soap clean, SCA Dicing, Flip Chip	F	CADMIUM	4	6			
						CHROMIUM	4	6			
						COD	4	6			
						COPPER	4	6			
						FLOW		12			
						FLOW MAX		12			
						LEAD	4	6			
						NICKEL	4	6			
						PH	4	6			
						PH HIGHEST	4				
						PH LOWEST	4				
						SILVER	4	6			
						TSS	4	6			
						TTO CERT		6			
TTO(413+433)-P	1										
ZINC	4	6									
06-0267	06-A	Hamilton Sundstrand dba Pratt & Whitney AeroPower	110	Metal Cleaning / Etching	F	CADMIUM	3	4			
						CHROMIUM	3	4			
						COD	3	4			
						COPPER	3	4			
						CYANIDE(T)	3	4			
						FLOW		4			
						FLOW MAX		1			
						LEAD	3	4			
						NICKEL	3	4			
						PH	3	4			

Sampling at SIUs Discharging to Treatment Plant 1
between 01-JAN-13 and 31-DEC-13

Report run on: February 7, 2014 5:53 PM

Page 14

Facility	Pmt	Name	Conn	Principle Process	Pmt Include	Parmcode	City Samples	Self Samples		
06-0267	06-A	Hamilton Sundstrand dba Pratt & Whitney AeroPower	110			SILVER	3	4		
						TSS	3	4		
						TTO CERT		4		
						TTO(413+433)-P	1			
						ZINC	3	4		
07-0171	04-A	UT; Thrifty Oil Company # 419	210	Vault dewatering	L	FLOW TOTSTORM		1		
			100	Groundwater Remediation (F/P)	L	BNZ(W/OAGG)	4	6		
						BTEX	4	6		
						COD	4	12		
						FLASH	4	6		
						FLOW MAX		12		
						FLOW RATE MAX		12		
						FLOW RATE MIN		12		
						FLOW		12		
						TOTIMPORTED				
						FLOWMETER READ 1		12		
						FLOWMETER READ 2		12		
						REPORT RPT		12		
			08-0008	05-B	UT; USN NAVSUP FLC Fuel Point San Diego	210	Fuel recovery with ground remediation	L	TSS	4
FLASH	4	5								
FLOW		12								
TOTIMPORTED										
FLOWIMP MAX DRY		11								
FLOWIMP MAX WET		11								
FLOWMETER READ 1		12								
FLOWMETER READ 2		12								
08-0009	06-C	USN;Naval Submarine Base	100	SUBASE industrial & sanitary wastewater	L	PETROLEUM HC	2			
						TPH		5		
						CHT CERT		4		
						COD	4	4		
						OIL/GREASE	3	4		
			130	NDT X-Ray				PETROLEUM HC	3	4
								PH	4	4
								TSS	4	4
								SILVER CERT		2

Sampling at SIUs Discharging to Treatment Plant 1
between 01-JAN-13 and 31-DEC-13

Report run on: February 7, 2014 5:53 PM

Page 15

Facility	Pmt	Name	Conn	Principle Process	Pmt Include	Parmcode	City Samples	Self Samples		
08-0009	06-C	USN;Naval Submarine Base	170	Bilge / hydroblast	L	FLASH	1	1		
						FLOW		4		
						FLOW MAX		1		
						PETROLEUM HC	1			
						TPH		1		
						BIOHAZARD CERT		2		
						SOLVENT CERT		2		
						CHT CERT		2		
						OIL/GREASE	3	4		
						PH	3	4		
08-0018	05-A	USN;Naval Base Coronado - NASNI	100	NASNI Pump Station	L	SILVER CERT		2		
						SULFIDE DISSOLVD	3	12		
						CADMIUM	1	1		
						CHROMIUM	1	1		
						COPPER	1	1		
						FLOW		9		
						FLOW MAX				
						LEAD	1	1		
						NICKEL	1	1		
						SILVER	1	1		
			TTO(413+433)-P	1	1					
			ZINC	1	1					
			123	CN Treatment @ IWTP	F			CYANIDE(A)	1	1
								FLOW		8
								FLOW MAX		
								CADMIUM	4	4
								CHROMIUM	4	4
								COPPER	4	4
								CYANIDE(T)	4	4
								FLOW		4
								FLOW MAX		1
								LEAD	4	4
			NICKEL	4	4					
			SILVER	4	4					
			TTO CERT		4					
			TTO(413+433)-P	1	3					
			ZINC	4	4					
			150	Oil Recovery Plant	F			CADMIUM	1	13
CHROMIUM	1	13								

Sampling at SIUs Discharging to Treatment Plant 1
between 01-JAN-13 and 31-DEC-13

Report run on: February 7, 2014 5:53 PM

Page 16

Facility	Pmt	Name	Conn	Principle Process	Pmt Include	Parmcode	City Samples	Self Samples			
08-0018	05-A	USN;Naval Base Coronado - NASNI	150			COPPER	1	13			
						CYANIDE(T)	1	12			
						FLOW		12			
						FLOW MAX		3			
						LEAD	1	13			
						NICKEL	1	13			
						SILVER	1	13			
						TTO(413+433)-P	1	12			
						ZINC	1	13			
						160	Hydrostatic testing	F	CADMIUM	4	4
									CHROMIUM	4	4
									COPPER	4	4
									CYANIDE(T)	4	4
									FLOW		4
									FLOW MAX		1
			LEAD	4	4						
			NICKEL	4	4						
			SILVER	4	4						
			TTO CERT		4						
			TTO(413+433)-P	1	3						
			ZINC	4	4						
			180	Pump/valve/hose testing	F				CADMIUM		
									CHROMIUM		
									COPPER		
						CYANIDE(T)					
						FLOW		3			
						FLOW MAX					
						LEAD					
						NICKEL					
						SILVER					
						TTO CERT		4			
						TTO(413+433)-P					
						ZINC					
						190	Aircraft Test Pad Cleaning	F	CADMIUM	4	4
									CHROMIUM	4	4
									COPPER	4	4
CYANIDE(T)	4	4									
FLOW		4									
FLOW MAX		1									

Sampling at SIUs Discharging to Treatment Plant 1
between 01-JAN-13 and 31-DEC-13

Report run on: February 7, 2014 5:53 PM

Page 17

Facility	Pmt	Name	Conn	Principle Process	Pmt Include	Parmcode	City Samples	Self Samples			
08-0018	05-A	USN;Naval Base Coronado - NASNI	190			LEAD	4	4			
						NICKEL	4	4			
						SILVER	4	4			
						TTO CERT		4			
						TTO(413+433)-P	1	4			
			ZINC	4	4						
			799	Groundwater remediation				L	BNZ(W/OAGG)	4	2
									FLOW		12
									TOTIMPORTED		
									COD	1	1
FLOW MAX		1									
08-0589	01-A	UT; PK Mechanical Systems Inc	100	Construction Dewatering	L	FLOW RATE MIN		1			
						FLOW		1			
						TOTIMPORTED					
						FLOWIMP MAX DRY		1			
						FLOWIMP MAX WET		1			
						FLOWMETER READ		1			
						1					
						FLOWMETER READ		1			
						2					
						PCBS	1	1			
TSS	1	1									
09-0001	05-A	AlSCO Inc	100	Commercial Laundry	L	COD	4	8			
						COPPER	4	8			
						FLOW		11			
						FLOW MAX		10			
						OIL/GREASE	8	8			
						PH	8	8			
						REUSE RPT		12			
						TSS	4	8			
						ZINC	4	8			
						CHT CERT		2			
11-0016	05-A	USN;Naval Base San Diego	100	USN8 SWW: Piers 6, 7, 8 & Mole Pier	L	COPPER	11	11			
				200 Medical/Dental Clinics, Gym		L					
				300 Auto Hobby Shop		L					
				400 Steam Plant, Vehicle Maint		L					
				500 Steam Clean, Hydrotest, Hydroblast		L					
				600 NEX Car Wash; Engine		L					

Sampling at SIUs Discharging to Treatment Plant 1
between 01-JAN-13 and 31-DEC-13

Report run on: February 7, 2014 5:53 PM

Page 18

Facility	Pmt	Name	Conn	Principle Process	Pmt Include	Parmcode	City Samples	Self Samples			
11-0016	05-A	USN;Naval Base San Diego	799	Vault dewatering	L	FLOW		1			
						TOTIMPORTED					
						810	USN6 SWW: Piers 1 & 2, Quay Wall	L	CHT CERT		2
						820	USN7 SWW: Piers 3, 4, 5, Graving Dock	L	CHT CERT		2
									FLOW R MAX RESTR		2
									FLOWIMP MAX DRY		2
									FLOWIMP MAX WET		2
									REPORT RPT		2
						830	NC4M SWW: Piers 10, 12, 13	L	CHT CERT		2
									COPPER	12	11
									OIL/GREASE	4	
						850	Treated Bilgewater	L	PH	12	
									CADMIUM	4	4
									CHROMIUM	4	4
									COPPER	4	4
LEAD	4	4									
NICKEL	4	4									
11-0024	05-A	Southern California Plating Company Inc	900	Fire Fighting School	L	ZINC	4	4			
						110	Anodize/chromate/phosphate	F	CADMIUM	2	2
									CHROMIUM	2	2
									COD	2	2
									COPPER	2	2
									CYANIDE(T)	2	2
									FLOW		3
									FLOW MAX		3
									LEAD	2	2
									NICKEL	2	2
									PH	2	2
									PH HIGHEST	2	
									PH LOWEST	2	
									SILVER	2	2
									TSS	2	2
TTO CERT		3									
TTO(413+433)-P	1										
11-0032	04-B	Angelica Textile Services	110	Commercial Laundry	L	ZINC	2	2			
						COD	4	8			
						FLOW		12			

Sampling at SIUs Discharging to Treatment Plant 1
between 01-JAN-13 and 31-DEC-13

Report run on: February 7, 2014 5:53 PM

Page 19

Facility	Pmt	Name	Conn	Principle Process	Pmt Include	Parmcode	City Samples	Self Samples			
11-0032	04-B	Angelica Textile Services	110			FLOW MAX		12			
						OIL/GREASE	4	8			
						PH	4	7			
						PH HIGHEST	3				
						PH LOWEST	3				
						TSS	4	8			
						ZINC	4	8			
						CADMIUM	1	4			
						CHROMIUM	1	4			
						COPPER	1	4			
11-0051	05-A	General Dynamics NASSCO	200	Bilge/Ballast (not thru 310)	L	FLOW		4			
						LEAD	1	4			
						NICKEL	1	4			
						OIL/GREASE	1	4			
						PH	1	4			
						ZINC	1	4			
						COD	3	4			
						FLOW		12			
						OIL/GREASE	3	4			
						PH	3	4			
						TSS	3	4			
						310	WWTF Effluent	F	CADMIUM	3	4
									CHROMIUM	3	4
									COPPER	3	4
			CYANIDE(T)	3	4						
			FLOW		4						
			LEAD	3	4						
			NICKEL	3	4						
			SILVER	3	4						
			TTO CERT		4						
			TTO(413+433)-P	1							
			ZINC	3	4						
			600	Overview - East End of Yard	L				COD	3	4
									FLOW		12
									FLOWIMP MAX DRY		
						FLOWIMP MAX WET					
						OIL/GREASE	3	4			
						PH	3	4			
TSS	3	4									

Sampling at SIUs Discharging to Treatment Plant 1
between 01-JAN-13 and 31-DEC-13

Report run on: February 7, 2014 5:53 PM

Page 20

Facility	Pmt	Name	Conn	Principle Process	Pmt Include	Parmcode	City Samples	Self Samples						
11-0051	05-A	General Dynamics NASSCO	620	VTC Separator	L	FLOW		4						
						630	Film Processing	L	SILVER CERT		4			
						798	Stormwater	L	FLOW TOTSTORM		12			
						799	Seawater	L	FLOW		12			
11-0189	05-A	Cintas Corporation	110	Industrial Laundering	L	TOTIMPORTED								
						CADMIUM	4	4						
						CHROMIUM	4	4						
						COD	4	4						
						COPPER	4	4						
						FLOW		4						
						LEAD	4	4						
						NICKEL	4	4						
						OIL/GREASE	8	4						
						PH	8	4						
						TSS	4	4						
						ZINC	4	4						
						11-0272	04-A	Major Scientific Industries	110	PCB Manufacturing	F	CADMIUM	1	4
												CHROMIUM	1	4
COPPER	1	4												
CYANIDE(T)	1	4												
FLOW		4												
LEAD	1	4												
NICKEL	1	4												
SILVER	1	4												
TTO CERT		4												
TTO(413+433)-P	1													
ZINC	1	4												
11-0398	05-A	Unifirst Corporation	110	Industrial Laundry	L	CADMIUM	4	4						
						CHROMIUM	4	4						
						COD	4	4						
						COPPER	4	4						
						FLOW		4						
						FLOW MAX		4						
						LEAD	4	4						
						NICKEL	4	4						
						OIL/GREASE	4	4						
						PH	4	4						
						PH HIGHEST	1							
						PH LOWEST	1							

Sampling at SIUs Discharging to Treatment Plant 1
between 01-JAN-13 and 31-DEC-13

Report run on: February 7, 2014 5:53 PM

Page 21

Facility	Pmt	Name	Conn	Principle Process	Pmt Include	Parmcode	City Samples	Self Samples
11-0398	05-A	Unifirst Corporation	110			TSS	4	4
						ZINC	4	4
11-0444	04-B	CP Kelco	430	R&D Pilot Plant	L	COD	48	11
						FLOW		11
						FLOW MAX		6
						PH	48	11
						PH HIGHEST	3	
						PH LOWEST	3	
						REPORT RPT		4
						SULFIDE DISSOLVD	10	4
						TSS 1/10 DIL	48	11
			799	Storm Water	L	WW INVENTORY		1
						RPT		
			800	Kelco SBP & Cogen Plant	L	COD	49	12
						FLOW		11
						FLOW MAX		6
						PH	49	11
						PH HIGHEST	3	
						PH LOWEST	3	
						REPORT RPT		4
						SULFIDE DISSOLVD	11	15
						TSS 1/10 DIL	49	11
11-0526	03-A	UT; Thrifty Oil Company # 096	100	GW remediation: gas w/FP	L	BNZ(W/OAGG)	5	1
						BTEX	5	1
						COD	5	2
						FLASH	5	1
						FLOW RATE MAX		2
						FLOW RATE MIN		2
						FLOW		12
						TOTIMPORTED		
						FLOWMETER READ		12
						1		
						FLOWMETER READ		12
						2		
						REPORT RPT		2
						TSS	5	2
11-0534	02-A	UT; City of San Diego - Storm Water Dept	100	two westernmost pits	L	FLOW RATE MAX		12
			110	southwest corner pit	L	FLOW RATE MIN		12
						FLOW		12

Sampling at SIUs Discharging to Treatment Plant 1
between 01-JAN-13 and 31-DEC-13

Report run on: February 7, 2014 5:53 PM

Page 22

Facility	Pmt	Name	Conn	Principle Process	Pmt Include	Parmcode	City Samples	Self Samples			
11-0534	02-A	UT; City of San Diego - Storm Water Dept	110			FLOWMETER READ 1		12			
						FLOWMETER READ 2		12			
						FLOW RATE MIN FLOW		12			
			120	northwest corner pit	L	TOTIMPORTED		12			
						FLOWMETER READ 1		12			
						FLOWMETER READ 2		12			
			210	southeast corner pit	L	FLOW RATE MIN FLOW		12			
						TOTIMPORTED		12			
						FLOWMETER READ 1		12			
			220	northeast corner pit	L	FLOWMETER READ 2		12			
						FLOW RATE MIN FLOW		12			
						TOTIMPORTED		12			
			11-0539	03-A	UT; G & M Oil Company	100	Groundwater	L	BNZ(W/OAGG)	2	1
									BTEX	2	5
									FLOW RATE MAX		8
FLOW RATE MIN		8									
FLOW		12									
TOTIMPORTED		12									
FLOWMETER READ 1		12									
FLOWMETER READ 2		12									
REPORT RPT		8									
BNZ(W/OAGG)	1	2									
BTEX	1	3									
11-0559	01-A	UT; SCS Engineers Inc	100	Groundwater Remediation	L	COD	1	3			

Sampling at SIUs Discharging to Treatment Plant 1
between 01-JAN-13 and 31-DEC-13

Report run on: February 7, 2014 5:53 PM

Page 23

Facility	Pmt	Name	Conn	Principle Process	Pmt Include	Parmcode	City Samples	Self Samples						
11-0559	01-A	UT; SCS Engineers Inc	100			FLASH	1	3						
						FLOW RATE MAX		3						
						FLOW RATE MIN		2						
						FLOW		8						
						TOTIMPORTED								
						FLOWMETER READ 1		8						
						FLOWMETER READ 2		8						
						PETROLEUM HC	1	2						
						REPORT RPT		4						
						TPH		3						
						TSS	1	3						
						11-0563	01-A	San Diego Bay Enviro Restoration Fund South Trust	100	Dredging Decant Water	L	ARSENIC	1	1
												COD	1	1
COPPER	1	1												
FLOW		3												
FLOW MAX		2												
FLOW RATE MAX		2												
FLOW RATE MIN		2												
FLOW		3												
TOTIMPORTED														
FLOWMETER READ 1		2												
FLOWMETER READ 2		2												
LEAD	1	1												
MERCURY	1	1												
NICKEL	1	1												
PCBS	1	1												
TSS	1	1												
ZINC	1	1												
11-0566	01-A	UT; West Tech	100	Construction Dewatering	L	BNZ(W/OAGG)	1	1						
						BTEX	1	1						
						COD	1	1						
						FLASH	1	1						
						FLOW MAX		1						
						FLOW RATE MAX		1						
						FLOW RATE MIN		1						

Sampling at SIUs Discharging to Treatment Plant 1
between 01-JAN-13 and 31-DEC-13

Report run on: February 7, 2014 5:53 PM

Page 24

Facility	Pmt	Name	Conn	Principle Process	Pmt Include	Parmcode	City Samples	Self Samples
11-0566	01-A	UT; West Tech	100			FLOW		1
						TOTIMPORTED		
						FLOWMETER READ		1
						1		
						FLOWMETER READ		1
						2		
12-0038	04-B	RJ Donovan Correctional Facility	100	Prison Sewer Main	L	PETROLEUM HC	1	
						REPORT RPT		
						TPH		1
						TSS	1	1
						COD	4	6
						OIL/GREASE	4	6
12-0065	03-C	Emerald Textiles LLC	110	Commercial Laundry	L	PH	4	6
						TSS	4	6
						COD	4	4
						FLOW		12
						FLOW MAX		12
						OIL/GREASE	4	4
12-0144	04-A	AP Precision Metals	110	Metal Coating (Iron Phosphating)	F	PH	4	4
						TSS	4	4
						CADMIUM	4	4
						CHROMIUM	4	4
						COPPER	4	4
						CYANIDE(T)	4	4
						FLOW		4
						FLOW MAX		3
						LEAD	4	4
						NICKEL	4	4
						PH	4	4
						SILVER	4	4
						TTO CERT		4
						TTO(413+433)-P	1	
ZINC	4	4						
12-0154	03-A	Heinz Frozen Foods	110	Food Manufacturing	L	CHROMIUM	4	4
						COD	12	11
						FLOW		11
						FLOW MAX		11
						FLOW		11
						TOTIMPORTED		

Sampling at SIUs Discharging to Treatment Plant 1
between 01-JAN-13 and 31-DEC-13

Report run on: February 7, 2014 5:53 PM

Page 25

Facility	Pmt	Name	Conn	Principle Process	Pmt Include	Parmcode	City Samples	Self Samples
12-0154	03-A	Heinz Frozen Foods	110			FLOWMETER READ 1	12	11
						FLOWMETER READ 2	12	11
						OIL/GREASE	24	11
						PH	24	11
						PH HIGHEST		
						PH LOWEST		
						TDS	12	
						TEMP	12	11
						TSS	12	11
						CADMIUM	3	3
						12-0202	03-A	Spec-Built Systems Inc
COPPER	3	3						
CYANIDE(T)	3	3						
FLOW		4						
FLOW MAX								
LEAD	3	3						
NICKEL	3	2						
PH	3	3						
SILVER	3	3						
TTO CERT		4						
TTO(413+433)-P	1							
12-0220	02-A	Circle Foods LLC	110	Food manufacturing	L	ZINC	3	3
						COD	15	13
						FLOW		12
						FLOW MAX		12
						OIL/GREASE	45	13
						PH	36	13
						PH HIGHEST		
						PH LOWEST		
						TEMP	46	13
						TSS	15	13
						12-0244	01-C	Harcon Precision Metals Inc
CHROMIUM	2	3						
COD	2	3						
COPPER	2	3						
CYANIDE(T)	2	3						
FLOW		2						

Sampling at SIUs Discharging to Treatment Plant 1
between 01-JAN-13 and 31-DEC-13

Report run on: February 7, 2014 5:53 PM

Page 26

<i>Facility</i>	<i>Pmt</i>	<i>Name</i>	<i>Conn</i>	<i>Principle Process</i>	<i>Pmt Include</i>	<i>Parmcode</i>	<i>City Samples</i>	<i>Self Samples</i>						
12-0244	01-C	Harcon Precision Metals Inc	110			FLOW MAX		2						
						LEAD	2	3						
						NICKEL	2	3						
						PH	2	3						
						PH HIGHEST	2							
						PH LOWEST	2							
						SILVER	2	3						
						TSS	2	3						
						TTO CERT		2						
						TTO(413+433)-P	1	2						
						ZINC	2	3						
						13-0115	05-A	Doncasters GCE Industries	200	Bldg 2 Lateral, 1887 Nirvana Av	L	ZERODISCHRG		4
												CERT		
300	Bldg 3 Lateral, 757 Main St	L												
330	Dye Pen / Vibra Clean	F	CADMIUM	4	4									
			CHROMIUM	4	4									
			COPPER	4	4									
			CYANIDE(T)	4	4									
			FLOW		4									
			FLOW MAX		4									
			LEAD	4	4									
			NICKEL	4	4									
			PH	4	4									
			PH HIGHEST	2										
			PH LOWEST	2										
			SILVER	4	4									
			TTO CERT		4									
			TTO(413+433)-P	1	1									
			ZINC	4	4									
410	Dye Pen / Water Jet Cutting	F	CADMIUM	4	4									
			CHROMIUM	4	4									
			COPPER	4	4									
			CYANIDE(T)	4	3									
			FLOW		4									
			FLOW MAX		4									
			LEAD	4	4									
			NICKEL	4	4									
			PH	4	4									
			PH HIGHEST	2										

Sampling at SIUs Discharging to Treatment Plant 1
between 01-JAN-13 and 31-DEC-13

Report run on: February 7, 2014 5:53 PM

Page 27

<i>Facility</i>	<i>Pmt</i>	<i>Name</i>	<i>Conn</i>	<i>Principle Process</i>	<i>Pmt Include</i>	<i>Parmcode</i>	<i>City Samples</i>	<i>Self Samples</i>			
13-0115	05-A	Doncasters GCE Industries	410			PH LOWEST	2				
						SILVER	4	4			
						TTO CERT		4			
						TTO(413+433)-P	1	1			
						ZINC	4	4			
13-0161	04-A	Rohr Inc dba Goodrich Aerostructures	210	Tumble / Hydro Test / Cool	F	CADMIUM	4	4			
						CHROMIUM	4	4			
						COD		4			
						COPPER	4	4			
						CYANIDE(T)	4	4			
						FLOW		4			
						FLOW MAX		4			
						LEAD	4	4			
						NICKEL	4	4			
						PH	4	4			
						PH HIGHEST	1				
						PH LOWEST	1				
						SILVER	4	4			
			TSS		4						
			TTO CERT		4						
			TTO(413+433)-P	1							
			ZINC	4	4						
			250		Metal Finishing & Stormwater			F	CADMIUM	5	5
									CHROMIUM	5	5
									COD		5
									COPPER	5	5
									CYANIDE(T)	4	5
									FLOW		4
FLOW MAX		4									
FLOW		4									
TOTIMPORTED											
LEAD	5	5									
NICKEL	5	5									
PH	4	5									
PH HIGHEST	1										
PH LOWEST	1										
SILVER	5	5									
TSS		5									
TTO CERT		4									

Sampling at SIUs Discharging to Treatment Plant 1
between 01-JAN-13 and 31-DEC-13

Report run on: February 7, 2014 5:53 PM

Page 28

Facility	Pmt	Name	Conn	Principle Process	Pmt Include	Parmcode	City Samples	Self Samples
13-0161	04-A	Rohr Inc dba Goodrich Aerostructures	250	Sewer Lateral w/CT Bleed	L	TTO(413+433)-P	1	
						ZINC	5	5
						COD		3
						FLOW		3
13-0303	04-A	UT; World Oil Marketing Company	100	Groundwater remediation	L	TSS		3
						BNZ(W/OAGG)		
						BTEX		
						COD		
						FLASH		
						FLOW RATE MAX		
						FLOW RATE MIN		
						FLOW		12
						TOTIMPORTED		
						FLOWMETER READ 1		12
						FLOWMETER READ 2		12
						REPORT RPT		
13-0454	05-A	UT; Innovative Environmental Solutions	100	GW remediation: gas w/FP	L	TSS		
						BNZ(W/OAGG)	2	10
						BTEX	2	10
						COD	2	11
						FLASH	2	4
						FLOW RATE MAX		11
						FLOW RATE MIN		11
						FLOW		12
						TOTIMPORTED		
						FLOWMETER READ 1		12
						FLOWMETER READ 2		12
						REPORT RPT		11
14-0034	04-A	Hotel Del Coronado	110	Commercial laundry	L	TSS	2	11
						FLOW		4
						FLOW MAX		4
						OIL/GREASE	4	4
						PH	4	4
						PH HIGHEST	3	
						PH LOWEST	3	

Sampling at SIUs Discharging to Treatment Plant 1
between 01-JAN-13 and 31-DEC-13

Report run on: February 7, 2014 5:53 PM

Page 29

Facility	Pmt	Name	Conn	Principle Process	Pmt Include	Parmcode	City Samples	Self Samples						
16-0033	04-A	Garvin Industries	110	Cleaning/Fe Phosphating	F	CADMIUM	5	4						
						CHROMIUM	5	4						
						COPPER	5	4						
						CYANIDE(T)	3	4						
						FLOW		4						
						LEAD	5	4						
						NICKEL	5	4						
						PH	5	4						
						SILVER	5	4						
						TTO CERT		4						
						TTO(413+433)-P	1							
						ZINC	5	4						
						16-0343	04-A	Vision Systems Inc	110	Etch / Chemfilm	F	CADMIUM	3	11
												CHROMIUM	3	11
COPPER	3	11												
FLOW		4												
FLOW MAX		1												
LEAD	3	11												
NICKEL	3	11												
111	Chemfilm	F	CYANIDE(A)	3	12									
			FLOW		4									
			FLOW MAX		1									
			AMMONIA	2										
			CADMIUM	10	4									
			CHROMIUM	10	4									
			COPPER	10	4									
16-0348	04-A	Veridiam Inc	110	Metal Forming/Cleaning	F	CYANIDE(T)	4	4						
						FLOW		4						
						FLOW MAX		4						
						FLUORIDE	4							
						LEAD	10	4						
						NICKEL	10	4						
						PH	4	4						
						PRODUCTION RPT								

Sampling at SIUs Discharging to Treatment Plant 1
between 01-JAN-13 and 31-DEC-13

Report run on: February 7, 2014 5:53 PM

Page 30

<i>Facility</i>	<i>Pmt</i>	<i>Name</i>	<i>Conn</i>	<i>Principle Process</i>	<i>Pmt Include</i>	<i>Parmcode</i>	<i>City Samples</i>	<i>Self Samples</i>		
16-0348	04-A	Veridiam Inc	110			SILVER	10	4		
						TTO CERT		4		
						TTO(413+433)-P	1			
						ZEROUNAUTHZ CERT				
						ZINC	10	4		
16-0520	04-A	GKN Aerospace Chem-tronics Inc	120	X-ray Processing	L	SILVER CERT		2		
			110	Chem Mill, Caustic Clean	F	CADMIUM	4	5		
						CHROMIUM	4	5		
						COPPER	4	5		
						CYANIDE(T)	4	4		
						FLOW		4		
						FLOW MAX		4		
						LEAD	4	5		
						NICKEL	4	5		
						PH	4	4		
						PH HIGHEST	4			
						PH LOWEST	4			
						SILVER	4	5		
						TTO CERT		4		
						TTO(413+433)-P	1			
						ZINC	4	5		
					210	Clean, Dye Pen, Tumble	F	CADMIUM	4	4
								CHROMIUM	4	4
								COPPER	4	4
								CYANIDE(T)	4	4
								FLOW		4
								FLOW MAX		4
								LEAD	4	4
								NICKEL	4	4
								PH	4	4
								PH HIGHEST	4	
								PH LOWEST	4	
					SILVER	4	4			
					TTO CERT		4			
					TTO(413+433)-P	1				
					ZINC	4	4			
		410	Chembrite	F	CADMIUM	4	4			
					CHROMIUM	4	4			

Sampling at SIUs Discharging to Treatment Plant 1
between 01-JAN-13 and 31-DEC-13

Report run on: February 7, 2014 5:53 PM

Page 31

<i>Facility</i>	<i>Pmt</i>	<i>Name</i>	<i>Conn</i>	<i>Principle Process</i>	<i>Pmt Include</i>	<i>Parmcode</i>	<i>City Samples</i>	<i>Self Samples</i>								
16-0520	04-A	GKN Aerospace Chem-tronics Inc	410			COPPER	4	4								
						CYANIDE(T)	4	4								
						FLOW		4								
						FLOW MAX		4								
						LEAD	4	4								
						NICKEL	4	4								
						PH	4	4								
						PH HIGHEST	4									
						PH LOWEST	4									
						SILVER	4	4								
						TTO CERT		4								
						TTO(413+433)-P	1									
						ZINC	4	4								
			420	Steam Cleaning				F	CADMIUM	4	4					
								CHROMIUM	4	4						
								COPPER	4	4						
								CYANIDE(T)	4	4						
								FLOW		4						
								FLOW MAX		4						
								LEAD	4	4						
								NICKEL	4	4						
								SILVER	4	4						
								TTO CERT		4						
								TTO(413+433)-P	1							
								ZINC	4	4						
								430	X-Ray Processing				L	SILVER CERT		2
450	Bldg 5 Steam Clean, Dye Pen				F	CADMIUM	4	4								
					CHROMIUM	4	4									
					COPPER	4	4									
					CYANIDE(T)	4	4									
					FLOW		4									
					FLOW MAX		4									
					LEAD	4	4									
					NICKEL	4	4									
					SILVER	4	4									
					TTO CERT		4									
					TTO(413+433)-P	1										
					ZINC	4	4									
					460	Dye Penetrant Test				F	CADMIUM	4	4			

Sampling at SIUs Discharging to Treatment Plant 1
between 01-JAN-13 and 31-DEC-13

Report run on: February 7, 2014 5:53 PM

Page 32

<i>Facility</i>	<i>Pmt</i>	<i>Name</i>	<i>Conn</i>	<i>Principle Process</i>	<i>Pmt Include</i>	<i>Parmcode</i>	<i>City Samples</i>	<i>Self Samples</i>
16-0520	04-A	GKN Aerospace Chem-tronics Inc	460			CHROMIUM	4	4
						COPPER	4	4
						CYANIDE(T)	4	4
						FLOW		4
						FLOW MAX		4
						LEAD	4	4
						NICKEL	4	4
						SILVER	4	4
						TTO CERT		4
						TTO(413+433)-P	1	
						ZINC	4	4
						CADMIUM	4	6
						CHROMIUM	4	6
			COPPER	4	6			
			CYANIDE(T)	4	4			
			FLOW		4			
			FLOW MAX		4			
			LEAD	4	6			
			NICKEL	4	6			
			SILVER	4	6			
			TTO CERT		4			
			TTO(413+433)-P	1				
			ZINC	4	6			
			ZERODISCHRG		4			
			CERT					
			CADMIUM	7	4			
			CHROMIUM	7	4			
			COPPER	7	4			
			CYANIDE(T)	4	4			
			FLOW		4			
			FLOW MAX		4			
			LEAD	7	4			
NICKEL	7	4						
SILVER	7	4						
TTO CERT		4						
TTO(413+433)-P	1							
ZINC	7	4						
SILVER CERT		2						
CADMIUM	3	4						
16-0529	04-A	Triumph Fabrications - San Diego	100	Building Lateral	L			
			110	Metal Finishing	F			

Sampling at SIUs Discharging to Treatment Plant 1
between 01-JAN-13 and 31-DEC-13

Report run on: February 7, 2014 5:53 PM

Page 33

<i>Facility</i>	<i>Pmt</i>	<i>Name</i>	<i>Conn</i>	<i>Principle Process</i>	<i>Pmt Include</i>	<i>Parmcode</i>	<i>City Samples</i>	<i>Self Samples</i>					
16-0529	04-A	Triumph Fabrications - San Diego	110			CHROMIUM	3	4					
						COPPER	3	4					
						CYANIDE(T)	3	4					
						FLOW		4					
						FLOW MAX		4					
						LEAD	3	4					
						NICKEL	3	4					
						PH	3	4					
						SILVER	3	4					
						TTO CERT		4					
						TTO(413+433)-P	1						
						ZINC	3	4					
							130	Plaster Mold / Pan Wash	L				
							160	Dye Pen (FPI #2,#3)	F	CADMIUM	3	4	
										CHROMIUM	3	4	
										COPPER	3	4	
										CYANIDE(T)	3	4	
										FLOW		4	
										FLOW MAX		4	
										LEAD	3	4	
				NICKEL	3	4							
				SILVER	3	4							
				TTO CERT		4							
				TTO(413+433)-P	1								
				ZINC	3	4							
		170	Dye Pen (FPI #1)	F	CADMIUM	3	4						
					CHROMIUM	3	4						
					COPPER	3	4						
					CYANIDE(T)	3	4						
					FLOW		4						
					FLOW MAX		4						
					LEAD	3	4						
					NICKEL	3	4						
					SILVER	3	4						
					TTO CERT		4						
					TTO(413+433)-P	1							
					ZINC	3	4						
16-0727	04-A	UT; Thrifty Oil Company # 420	100	Groundwater remediation	L	BNZ(W/OAGG)	4	4					
						BTEX	4	4					

Sampling at SIUs Discharging to Treatment Plant 1
between 01-JAN-13 and 31-DEC-13

Report run on: February 7, 2014 5:53 PM

Page 34

Facility	Pmt	Name	Conn	Principle Process	Pmt Include	Parmcode	City Samples	Self Samples
16-0727	04-A	UT; Thrifty Oil Company # 420	100			COD	4	12
						FLOW RATE MAX		12
						FLOW RATE MIN		12
						FLOW		12
						TOTIMPORTED		
						FLOWMETER READ 1		12
						FLOWMETER READ 2		12
						REPORT RPT		1
						TSS	4	12
						BNZ(W/OAGG)	4	6
						BTEX	4	6
16-0743	01-A	UT; Hargrave Environmental Consulting Inc	100	Groundwater Remediation	L	COD	4	12
						FLASH	4	6
						FLOW RATE MAX		12
						FLOW RATE MIN		12
						FLOW		12
						TOTIMPORTED		
						FLOWMETER READ 1		12
						FLOWMETER READ 2		12
						REPORT RPT		12
						TSS	4	12
						CADMIUM	4	4
20-0043	05-A	Hallmark Circuits Inc	110	PC Board Manufacturing	F	CHROMIUM	4	4
						COPPER	4	4
						FLOW		4
						LEAD	4	4
						NICKEL	4	4
						PH	4	4
						PH HIGHEST	4	
						PH LOWEST	4	
						SILVER	4	4
						TTO CERT		4
						TTO(413+433)-P	1	
111		Gold Tab Plating			F	ZINC	4	4
						CYANIDE(A)	4	5

Sampling at SIUs Discharging to Treatment Plant 1
between 01-JAN-13 and 31-DEC-13

Report run on: February 7, 2014 5:53 PM

Page 35

Facility	Pmt	Name	Conn	Principle Process	Pmt Include	Parmcode	City Samples	Self Samples			
20-0043	05-A	Hallmark Circuits Inc	111			CYANIDE(T)	4				
						FLOW		4			
			112	Immersion Gold Plating and Tip	F	CYANIDE(T)	4	4			
						FLOW		4			
20-0108	04-B	Valley Metals	110	Metal Forming/Finishing	F	AMMONIA	4	4			
						CADMIUM	4	4			
						CHROMIUM	4	4			
						COPPER	4	4			
						CYANIDE(T)	4	4			
						FLOW		4			
						FLUORIDE	4	4			
						LEAD	4	4			
						NICKEL	4	4			
						PH	4	4			
						PH HIGHEST	4				
						PH LOWEST	4				
						PRODUCTION RPT		4			
						SILVER	4	4			
						TTO CERT		4			
						TTO(413+433)-P	1				
						ZINC	4	4			
20-0109	05-A	L & T Precision Corporation	120	X-ray Processing	L	SILVER CERT		4			
						100	Sewer Lateral	L	ZERODISCHRG		4
						120	Silkscreen Cleaning	F	CADMIUM	4	4
CHROMIUM	4	4									
COPPER	4	4									
CYANIDE(T)	4	4									
FLOW		4									
FLOW MAX		3									
LEAD	4	4									
NICKEL	4	4									
SILVER	4	4									
TTO CERT		4									
TTO(413+433)-P	1										
20-0122	03-A	K-Tube Corporation	110	Pressure Washing	F	ZINC	4	4			
						CADMIUM	4	4			
						CHROMIUM	4	4			
						COPPER	4	4			

Sampling at SIUs Discharging to Treatment Plant 1
between 01-JAN-13 and 31-DEC-13

Report run on: February 7, 2014 5:53 PM

Page 36

Facility	Pmt	Name	Conn	Principle Process	Pmt Include	Parmcode	City Samples	Self Samples
20-0122	03-A	K-Tube Corporation	110			CYANIDE(T)	4	4
						FLOW		4
						LEAD	4	4
						NICKEL	4	4
						PH	4	4
						PH HIGHEST	4	
						PH LOWEST	4	
						SILVER	4	4
						TTO CERT		4
						TTO(413+433)-P	1	
			120	Tube Manufacturing	F	ZINC	4	4
						CADMIUM	4	4
						CHROMIUM	4	4
						COPPER	4	4
						CYANIDE(T)	4	4
						FLOW		4
						LEAD	4	4
						NICKEL	4	4
						PH	3	4
						PH HIGHEST	4	
PH LOWEST	4							
SILVER	4	4						
TTO CERT		4						
TTO(413+433)-P	1							
ZINC	4	4						
21-0248	04-A	Creative Metal Industries	110	Silkscreen Cleaning	F	CADMIUM	7	4
						CHROMIUM	7	4
						COPPER	7	4
						CYANIDE(T)	4	4
						LEAD	7	4
						NICKEL	7	4
						SILVER	7	4
						TTO CERT		4
						TTO(413+433)-P	1	
						ZINC	7	4
120	Etching & Coating (Zero Discharge)	L	ZERODISCHRG		2			
			CERT					
21-0252	04-A	Compucraft Industries Inc	100	Zero discharge Cr wastewater	L	ZERODISCHRG		2
						CERT		

Sampling at SIUs Discharging to Treatment Plant 1
between 01-JAN-13 and 31-DEC-13

Report run on: February 7, 2014 5:53 PM

Page 37

Facility	Pmt	Name	Conn	Principle Process	Pmt Include	Parmcode	City Samples	Self Samples			
21-0252	04-A	Compucraft Industries Inc	110	Metalfinishing	F	CADMIUM	4	4			
						CHROMIUM	4	4			
						COPPER	4	4			
						CYANIDE(T)	4	4			
						FLOW		4			
						FLOW MAX		4			
						LEAD	4	4			
						NICKEL	4	4			
						PH	4	4			
						PH HIGHEST	1				
						PH LOWEST	1				
						SILVER	4	4			
						TTO CERT		4			
			TTO(413+433)-P	1							
			ZINC	4	4						
			120	Fabrication/Machining	F	CADMIUM	8	4			
						CHROMIUM	8	4			
						COPPER	8	4			
						CYANIDE(T)	4	4			
						FLOW		4			
						FLOW MAX		4			
						LEAD	8	4			
						NICKEL	8	4			
PH	4	4									
PH HIGHEST	1										
PH LOWEST	1										
SILVER	8	4									
TTO CERT		4									
TTO(413+433)-P	1										
ZINC	8	4									
21-0302	04-A	UT; Thrifty Oil Company # 113				100	GW Remediation: gas w/FP	L	BNZ(W/OAGG)	5	5
									BTEX	5	5
			FLASH	5	5						
			FLOW RATE MAX		12						
			FLOW RATE MIN		12						
			FLOW		12						
			TOTIMPORTED								
			FLOWMETER READ		12						
			1								

Sampling at SIUs Discharging to Treatment Plant 1
between 01-JAN-13 and 31-DEC-13

Report run on: February 7, 2014 5:53 PM

Page 38

Facility	Pmt	Name	Conn	Principle Process	Pmt Include	Parmcode	City Samples	Self Samples
21-0302	04-A	UT; Thrifty Oil Company # 113	100			FLOWMETER READ 2		12
21-0329	01-A	UT; Wing Avenue Flood Control Improvement Project	100	Construction Dewatering	L	REPORT RPT BNZ(W/OAGG) BTEX FLASH FLOW MAX FLOW RATE MAX FLOW RATE MIN FLOW TOTIMPORTED FLOWMETER READ 1 FLOWMETER READ 2		12 1 1 1 3 3 3
33-0044	02-A	Coating Services Group LLC	110	MF assoc process rinses	F	CADMIUM CHROMIUM COPPER CYANIDE(T) FLOW FLOW MAX LEAD NICKEL SILVER TTO CERT TTO(413+433)-P ZINC	5 5 5 5 5 5 5 1	4 4 4 4 4 4 4 4 4 4 4
34-0070	03-A	Golden State Metal Finishing	110	Treated MF Rinses	F	CADMIUM CHROMIUM COPPER CYANIDE(T) FLOW FLOW MAX LEAD NICKEL PH SILVER TTO CERT TTO(413+433)-P	4 4 4 4 4 4 4 4 4 1	4 4 4 4 4 3 4 4 4 4 4

Sampling at SIUs Discharging to Treatment Plant 1
between 01-JAN-13 and 31-DEC-13

Report run on: February 7, 2014 5:53 PM

Page 39

Facility	Pmt	Name	Conn	Principle Process	Pmt Include	Parmcode	City Samples	Self Samples
34-0070	03-A	Golden State Metal Finishing	110			ZINC	4	4
			120	Ni Seal / Black Dye / Chemfilm	L	ZERODISCHRG CERT		2
36-0001	02-A	Otay Mesa Energy Center LLC	110	WetSac blowdown + OWS	F	CHROMIUM	3	4
						FLOW		4
						FLOW MAX		4
						OIL/GREASE	3	4
						PH	3	4
						PH HIGHEST		
						PH LOWEST		
						TDS	3	4
						ZINC	3	4
						ZERODISCHRG		4
						CERT		
120	PCB zero discharge	F	ZERODISCHRG		4			
			CERT					
140	Turbine washing	F	COPPER		1			
			FLOW		2			
			FLOW MAX		1			

74

TTO Sampling at SIUs discharging to Treatment Plant 1 between 01-Jan-13 and 31-Dec-13

Report run on: February 5, 2014 4:47 PM

Page 1

Facility	Pmt	Name	Conn	Principle Process	Batch	City TTO Samples	Self TTO Samples	Self Certification
02-0485	03-A	Quantum Design Inc	110	Cleaning/Etching	N	1		3
02-0505	04-A	Curtis Technology Inc	100	Chem Milling		1		4
02-1136	01-A	Vanguard Space Technologies Inc	110	Clean / Etch	N			1
03-0115	05-A	ATK Space Systems	410	Abrasive Jet Machining		1		4
03-0717	06-A	Action Powder Coating LLC	110	Coating / cleaning		1		4
03-0722	06-A	Thermal Management Solutions dba Santier	110	Metal Finishing / Surface Treatment		1		4
03-0920	04-A	A to Z Metal Finishing	110	Metal Finishing	Y	1		4
03-1017	02-A	Anocote Metal Finishing	110	Etch, anodize, cleaning rinses	Y	2		4
05-0985	03-D	Chromalloy San Diego	130	FPI testing	N	1		4
05-0997	04-A	TTM Printed Circuit Group Inc	220	PCB Manufacturing		1		4
06-0026	05-A	Cubic Defense Applications Inc	150	wave soldering		1		4
			160	deburring / cleaning / silkscreening		1		4
			170	testing		1		3
06-0058	05-A	Kyocera America Inc	130	Ni plating, cleaning		1		6
			140	Alk soap clean, SCA Dicing, Flip Chip	N	1		6
06-0267	06-A	Hamilton Sundstrand dba Pratt & Whitney AeroPower	110	Metal Cleaning / Etching		1		3
08-0018	05-A	USN;Naval Base Coronado - NASNI	120	IWTP @ NASNI		1		
			140	Engine Test Cell Cleaning		1	3	4
			150	Oil Recovery Plant		1		
			160	Hydrostatic testing		1	2	4
			180	Pump/valve/hose testing				4
			190	Aircraft Test Pad Cleaning	N	1	2	4
11-0024	05-A	Southern California Plating Company Inc	110	Anodize/chromate/phosphate		1		3
11-0051	05-A	General Dynamics NASSCO	310	WWTF Effluent	N	1		4
11-0272	04-A	Major Scientific Industries	110	PCB Manufacturing	Y	1		4
11-0334	06-A	KC Graphix	110	Silkscreening	N	1		1
12-0144	04-A	AP Precision Metals	110	Metal Coating (Iron Phosphating)	N	1		4
12-0202	02-A	Spec-Built Systems Inc	110	Iron Phosphating	N	1		4
12-0244	01-C	Harcon Precision Metals Inc	110	Chemical conversion coating & water Jet	N	1	2	2
13-0115	05-A	Doncasters GCE Industries	330	Dye Pen / Vibra Clean	N	1		4
			410	Dye Pen / Water Jet Cutting	N	1		4
13-0161	04-A	Rohr Inc dba Goodrich Aerostructures	210	Tumble / Hydro Test / Cool		1		4
			250	Metal Finishing & Stormwater	N	1		4

TTO Sampling at SIUs discharging to Treatment Plant 1
between 01-Jan-13 and 31-Dec-13

Report run on: February 5, 2014 4:47 PM

Page 2

Facility	Pmt	Name	Conn	Principle Process	Batch	City TTO Samples	Self TTO Samples	Self Certification
16-0033	04-A	Garvin Industries	110	Cleaning/Fe Phosphating	Y	1		4
16-0343	04-A	Vision Systems Inc	110	Etch / Chemfilm	Y	1		4
16-0348	03-B	Veridiam Inc	110	Metal Forming/Cleaning		1		4
16-0520	04-A	GKN Aerospace Chem-tronics Inc	110	Chem Mill, Caustic Clean	N	1		4
			210	Clean, Dye Pen, Tumble		1		4
			410	Chembrite		1		4
			420	Steam Cleaning		1		4
			450	Bldg 5 Steam Clean, Dye Pen	N	1		4
			460	Dye Penetrant Test		1		4
			510	Bldg 8 Dye Pen		1		4
			620	Bldg9 Water Jet Cutting	N	1		4
16-0529	04-A	Triumph Fabrications - San Diego	110	Metal Finishing	Y	1		4
			160	Dye Pen (FPI #2,#3)	N	1		4
			170	Dye Pen (FPI #1)	N	1		4
20-0043	05-A	Hallmark Circuits Inc	110	PC Board Manufacturing		1		4
20-0108	04-B	Valley Metals	110	Metal Forming/Finishing		1		4
20-0109	05-A	L & T Precision Sheet Metal	120	Silkscreen Cleaning	N	1		4
20-0122	03-A	K-Tube Corporation	110	Pressure Washing	N	1		4
			120	Tube Manufacturing	N	1		4
21-0248	04-A	Creative Metal Industries	110	Silkscreen Cleaning	N	1		4
21-0252	04-A	Compucraft Industries Inc	110	Metalfinishing	N	1		4
			120	Fabrication/Machining	N	1		4
33-0044	02-A	Coating Services Group LLC	110	MF assoc process rinses	Y	1		4
34-0070	03-A	Golden State Metal Finishing	110	Treated MF Rinses	N	1		4

Analytical Methods Used by the IWLab in 2013

PARMNAME	PARMCODE	PROTOCOL	MDL UNITS
1,1,1-Trichloroethane	111-3CLETH	EPA624	2.28 ug/L
1,1,2,2-Tetrachloroethane	1122-4CLET	EPA624	1.36 ug/L
1,1,2-Trichloroethane	112-3CLETH	EPA624	1.59 ug/L
1,1-Dichloroethane	11-2CLETH	EPA624	1.84 ug/L
1,1-Dichloroethene	11-2CLETHE	EPA624	2.58 ug/L
1,12-Benzoperylene (benzo(ghi)perylene)	BGHIP	EPA625	5.22 ug/L
1,2,4-Trichlorobenzene	124-3CLBNZ	EPA625	11.1 ug/L
1,2,5,6-Dibenzanthracene (dibenzo(a,h)anthracene)	2BANTH	EPA625	7.66 ug/L
1,2-Benzanthracene (benzo(a)anthracene)	BAA	EPA625	5.2 ug/L
1,2-Dichloroethane	12-2CLETHA	EPA624	1.57 ug/L
1,2-Dichloropropane	12-2CLPROP	EPA624	1.84 ug/L
1,2-Diphenylhydrazine	12-2PHENHYDRA	EPA625	8.45 ug/L
1,2-Trans-dichloroethene	T12-2CLETHE	EPA624	2.43 ug/L
1,3-Dichlorobenzene	13-2CLBNZ	EPA624	2.43 ug/L
1,4-Dichlorobenzene	14-2CLBNZ	EPA624	2.25 ug/L
11,12-Benzofluoranthene (benzo(k)fluoranthene)	BKF	EPA625	7.9 ug/L
2,4,6-Trichlorophenol	246-3CLPHENOL	EPA625	8.87 ug/L
2,4-Dichlorophenol	24-2CLPHN	EPA625	9.32 ug/L
2,4-Dimethylphenol	24-2MPHN	EPA625	11 ug/L
2,4-Dinitrophenol	24-2NPHN	EPA625	8.98 ug/L
2,4-Dinitrotoluene	24-2NTOL	EPA625	6 ug/L
2,6-Dinitrotoluene	26-2NTOL	EPA625	6.97 ug/L
2-Chloroethyl vinyl ether	2CLETHYLVINYL	EPA624	1.66 ug/L
2-Chloronaphthalene	2-CLNAPTH	EPA625	7.64 ug/L
2-Chlorophenol	2-CLPHN	EPA625	5 ug/L
2-Nitrophenol	2-NPHN	EPA625	9.22 ug/L
3,3-Dichlorobenzidine	33-2CLBZID	EPA625	9.99 ug/L

Analytical Methods Used by the IWSlab in 2013

PARAMNAME	PARMCODE	PROTOCOL	MDL UNITS
3,4-Benzofluoranthene (benzo(b)fluoranthene)	BBF	EPA625	6.98 ug/L
4,4'-DDD (p,p-TDE)	44-DDD	EPA608	.017 ug/L
4,4'-DDE (p,p-DDX)	44-DDE	EPA608	.047 ug/L
4,4'-DDT	44-DDT(W/OAGG)		.017 ug/L
4,6-Dinitro-o-cresol	2M46-2NPHN	EPA625	9.6 ug/L
4-Bromophenyl phenyl ether	4-BPPE	EPA625	6.04 ug/L
4-Chlorophenyl phenyl ether	4-CLPHPHE	EPA625	4.99 ug/L
4-Nitrophenol	4-NPHN	EPA625	4.9 ug/L
Acenaphthene	ACENAPE	EPA625	5.45 ug/L
Acenaphthylene	ACENAPTYLE	EPA625	8.34 ug/L
Acetone - 40CFR136.3 Table 1F	ACETONE:P-O	EPA1666	5 ug/L
Aldrin	ALDRIN	EPA608	.022 ug/L
Alpha-BHC (BHC=hexachloro-cyclohexane)	6CL-CHX-A	EPA608	.024 ug/L
Alpha-endosulfan	ENDOSLFN-A	EPA608	.025 ug/L
Aluminum, Total	ALUMINUM	EPA200.8	.01 mg/L
			.036 mg/L
Ammonia (as nitrogen)	AMMONIA	EPA350.1	mg/L
		SM4500-NH3-D	.3 mg/L
Anthracene	ANTHRACENE	EPA625	7.16 ug/L
Antimony, Total	ANTIMONY	EPA200.8	.004 mg/L
Arsenic, Total	ARSENIC	EPA200.7	.045 mg/L
			.2 mg/L
		EPA200.8	.004 mg/L
			.005 mg/L
Beginning Meter Read and Date	FLOWMETER READ 1	FLOW	gals

Analytical Methods Used by the IWLab in 2013

PARAMNAME	PARMCODE	PROTOCOL	MDL UNITS
Benzene	BNZ(W/OAGG)		2.04 ug/L
Benzidine	BZID	EPA625	6.17 ug/L
Benzo(a)pyrene (3,4-benzopyrene)	BAP	EPA625	7.69 ug/L
Beryllium, Total	BERYLLIUM	EPA200.8	.004 mg/L
			.005 mg/L
Beta-BHC	6CL-CHX-B	EPA608	.03 ug/L
Beta-endosulfan	ENDOSLFN-B	EPA608	.024 ug/L
Bis(2-chloroethoxy) methane	BCEOM	EPA625	10.4 ug/L
Bis(2-chloroethyl) ether	B2CLEETHER	EPA625	6.41 ug/L
Bis(2-chloroisopropyl) ether	B2CIE	EPA625	8.93 ug/L
Bis(2-ethylhexyl) phthalate	B2ETHXPHTH	EPA625	7.87 ug/L
Boron, Total	BORON	EPA200.8	.02 mg/L
			.14 mg/L
Bromoform (tribromomethane)	BROMOFORM	EPA624	1.65 ug/L
Butyl benzyl phthalate	BUTBNZ PHT	EPA625	7.53 ug/L
Cadmium, Total	CADMIUM	EPA200.7	.009 mg/L
		EPA200.8	.004 mg/L
Carbon tetrachloride (tetrachloromethane)	CARBON TET	EPA624	2.47 ug/L
Chemical Oxygen Demand	COD	COD_HACH8000	20 mg/L
			40 mg/L
			80 mg/L
			400 mg/L
Chemical Oxygen Demand, Soluble	COD SOLUBLE	COD_HACH8000	mg/L
Chlordane	CHLORDANE	EPA608	.5 ug/L
Chloride, Total	CHLORIDE	SM4500CLB	mg/L

Analytical Methods Used by the IWLab in 2013

PARMNAME	PARMCODE	PROTOCOL	MDL	UNITS
Chlorobenzene	CLBNZ	EPA624	2.3	ug/L
Chlorodibromomethane (dibromochloromethane)	2BRCLMETH	EPA624	1.59	ug/L
Chloroethane	ETHYL CL	EPA624	2.23	ug/L
Chloroform (trichloromethane)	CHLOROFORM	EPA624	1.88	ug/L
Chromium, Total	CHROMIUM	EPA200.7	.009	mg/L
		EPA200.8	.005	mg/L
			.014	mg/L
Chrysene	CHRYSENE	EPA625	4.04	ug/L
Combustibles, in air	COMBUSTIBLES-AIR	AIR		PercentLEL
Copper, Total	COPPER	EPA200.7	.006	mg/L
			.15	mg/L
		EPA200.8	.004	mg/L
			.006	mg/L
Cyanide, Amenable	CYANIDE(A)	SM4500-CN-G	.002	mg/L
Cyanide, Total	CYANIDE(T)	SM4500-CN-G	.002	mg/L
Delta-BHC	6CL-CHX-D	EPA608	.03	ug/L
Di-n-butyl phthalate	DINBP	EPA625	5.89	ug/L
Di-n-octyl phthalate	2NOCTP	EPA625	9.17	ug/L
Dichlorobromomethane (bromodichloromethane)	BR2CLMETH	EPA624	1.78	ug/L
Dieldrin	DIELDRIN	EPA608	.012	ug/L
Diethyl phthalate	DEP	EPA625	4.66	ug/L
Dimethyl phthalate	DIMP	EPA625	4.64	ug/L
Ending Meter Read and Date	FLOWMETER READ 2	FLOW		gals
Endosulfan sulfatate	ENDOSLFN-S	EPA608	.022	ug/L
Endrin	ENDRIN	EPA608	.025	ug/L
Endrin aldehyde	ENDRIN-ALD	EPA608	.025	ug/L
Ethylbenzene	ETHYL BNZ	EPA624	2.61	ug/L
Flash Point-Instantaneous	FLASH	ASTME502		DegF
Flow/calendar day thru Connection	FLOW (MGD)			MGD
Fluoranthene	FLUORANTHN	EPA625	4.68	ug/L

Analytical Methods Used by the IWLab in 2013

PARAMNAME	PARMCODE	PROTOCOL	MDL UNITS
Fluorene	FLUORENE	EPA625	4.04 ug/L
Fluoride, Total	FLUORIDE	SM4500-F-C	.14 mg/L
Gamma-BHC (Lindane)	6CL-CHX-G	EPA608	.024 ug/L
Gross Alpha Radioactivity	RADIOACTA	EPA900	pCi/L
Gross Beta Radioactivity	RADIOACTB	EPA900	pCi/L
Heptachlor	HEPTACHLOR	EPA608	.017 ug/L
Heptachlor epoxide	HEPCL EPOX	EPA608	.025 ug/L
Hexachlorobenzene	6CLBNZ	EPA625	6.89 ug/L
Hexachlorobutadiene	6CLBUTAD	EPA625	9.17 ug/L
Hexachloroethane	6CLETH	EPA625	5.27 ug/L
Hydrogen sulfide, in air	H2S-AIR	AIR	ppm
Indeno(1,2,3-cd)pyrene (2,3-o-phenylene pyrene	ICDP	EPA625	7.7 ug/L
Industry Sump Maintenance	INDSUMP	SUMP	Grade
Iron, Total	IRON	EPA200.7	.02 mg/L
		EPA200.8	.05 mg/L
			.08 mg/L
Isophorone	ISOPHORONE	EPA625	6 ug/L
Lead, Total	LEAD	EPA200.7	.025 mg/L
			.625 mg/L
		EPA200.8	.004 mg/L
			.008 mg/L
Manganese, Total	MANGANESE	EPA200.7	.006 mg/L
		EPA200.8	.004 mg/L
			.01 mg/L
			mg/L

Analytical Methods Used by the IWLab in 2013

PARMNAME	PARMCODE	PROTOCOL	MDL UNITS
Mercury, Total	MERCURY	EPA200.7	.01 mg/L
		EPA200.8	.002 mg/L
Methyl bromide (bromomethane)	BRMETHANE	EPA624	1.98 ug/L
Methyl chloride (chloromethane)	CLMETHANE	EPA624	1.89 ug/L
Methylene chloride (dichloromethane)	METHYLE CL	EPA624	1.46 ug/L
Methylene chloride - 40CFR136.3 Table 1F	METHYLE CL:P-0	EPA1666	10 ug/L
Molybdenum, Total	MOLYBDENUM	EPA200.7	.006 mg/L
			.015 mg/L
		EPA200.8	.004 mg/L
			.008 mg/L
N-nitrosodi-n-propylamine	NNDNPRA	EPA625	8.67 ug/L
N-nitrosodimethylamine	NNDMA	EPA625	5.4 ug/L
N-nitrosodiphenylamine	NNP	EPA625	5.01 ug/L
Naphthalene	NAPHTHALENE	EPA625	7.47 ug/L
Nickel, Total	NICKEL	EPA200.7	.012 mg/L
			.3 mg/L
		EPA200.8	.004 mg/L
			.006 mg/L
Nitrobenzene	NBNZ	EPA625	7.92 ug/L
Oil and grease screen	OIL/G SCREEN	EPA1664-A	1.4 mg/L
Oil and grease, SGT-HEM	PETROLEUM HC	EPA1664-A	1.4 mg/L
Oil and grease, Total	OIL/GREASE		1.4 mg/L
Oxygen, in air	OXYGEN-AIR	AIR	Percent
P-chloro-m-cresol (4-chloro-3-methyl-phenol)	4-CL3-MPHN	EPA625	7.16 ug/L

Analytical Methods Used by the IWLab in 2013

PARAMNAME	PARMCODE	PROTOCOL	MDL UNITS
PCB-1016 (Arochlor 1016)	PCB 1016	EPA608	.5 ug/L
PCB-1221 (Arochlor 1221)	PCB 1221	EPA608	.5 ug/L
PCB-1232 (Arochlor 1232)	PCB 1232	EPA608	.5 ug/L
PCB-1242 (Arochlor 1242)	PCB 1242	EPA608	.5 ug/L
PCB-1248 (Arochlor 1248)	PCB 1248	EPA608	.5 ug/L
PCB-1254 (Arochlor 1254)	PCB 1254	EPA608	.5 ug/L
PCB-1260 (Arochlor 1260)	PCB 1260	EPA608	.5 ug/L
Pentachlorophenol	5CLPHN	EPA625	2.73 ug/L
Phenanthrene	PHENATHRN	EPA625	4.76 ug/L
Phenol	PHENOL	EPA625	2.43 ug/L
	PHENOL(W/OAGG)		2.43 ug/L
Pyrene	PYRENE	EPA625	4.86 ug/L
Radiator Sump Maintenance	RADSUMP	SUMP	Grade
Selenium, Total	SELENIUM	EPA200.8	.004 mg/L
			.006 mg/L
Silver, Total	SILVER	EPA200.7	.006 mg/L
			.011 mg/L
			.006 mg/L
Sodium, Total	SODIUM	EPA200.8	.008 mg/L
			.05 mg/L
Solids, Total Dissolved	TDS	SM2540-C	.06 mg/L
			9.75 mg/L
Solids, Total Suspended	TSS	SM2540-D	5 mg/L
Solids, Total Suspended - modified 1/10 dil	TSS 1/10 DIL	SM2540-D	mg/L

Analytical Methods Used by the IWSlab in 2013

PARAMNAME	PARMCODE	PROTOCOL	MDL	UNITS
Specific Conductance	CONDUCT	EPA120.1		umhos/cm
Specific Conductance-Composite	CONDUCT-COMP	EPA120.1		umhos/cm
Sulfides, Dissolved	SULFIDE DISSOLVD	EPA376.2		mg/L
Temperature-Instantaneous	TEMP	SM2550-B		DegC
Tetrachloroethene (PCE)	4CLETHE	EPA624	2.85	ug/L
Thallium, Total	THALLIUM	EPA200.8	.004	mg/L
			.006	mg/L
Toluene	TOLUENE	EPA624	2.31	ug/L
Toxaphene	TOXAPHENE	EPA608	.5	ug/L
Trichloroethylene (trichloroethene) (TCE)	3CLETHE	EPA624	2.47	ug/L
Trichlorofluoromethane	3CLFLMETH	EPA624	2.77	ug/L
Vinyl chloride (chloroethylene)	VINYL CL	EPA624	2.31	ug/L
Zinc, Total	ZINC	EPA200.7	.006	mg/L
			.15	mg/L
		EPA200.8	.004	mg/L
			.008	mg/L
cis-1,3-Dichloropropene	C13-2CLPRE	EPA624	1.57	ug/L
pH-Instantaneous	PH	SM4500-H+B		pH
pH-highest value	PH HIGHEST	SM4500-H+B		pH
pH-lowest value	PH LOWEST	EPA150.1		pH
trans-1,3-Dichloropropene	T13-2CLPRE	EPA624	1.61	ug/L

CHAPTER 5 - INDUSTRIAL POLLUTANT DISCHARGES

5.1 INTRODUCTION

This section presents the results of influent and effluent monitoring for industrial pollutants for 2013 as well as historical influent and effluent data. The data demonstrates that there has been a steady decline in industrial pollutants discharged to the Metropolitan Sewerage System over the past 30 years. Since 1982, when the pretreatment program received EPA approval, the total influent metal loadings have declined by more than 56%, and the total effluent metal loadings have declined by 89%. During the same time period growth has resulted in a 10% increase in wastewater flows to the system. Since 1982 there has been a 94% decrease in total heavy metals discharged by industry.

5.2 PT LOMA Influent / Effluent Metals Trends

Figure 5.2-1 presents the long-term trends in influent and effluent metals loadings at the Point Loma Wastewater Treatment Plant.

Figures 5.2-2 through 5.2-8 are graphs of individual constituent metals in the treatment plant influent and effluent over the period of 1982 through 2013. The constituents presented are cadmium, chromium, copper, lead, nickel, silver, and zinc.

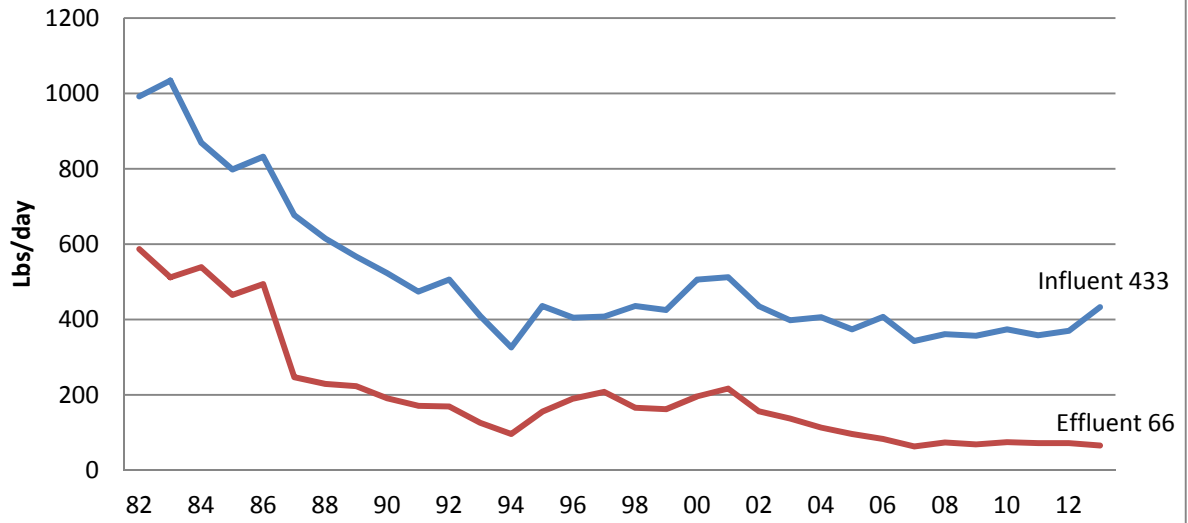
Enforcement of Pretreatment Standards and implementation of Source Control Programs have effectively reduced pollutant loadings at the plant headworks, ensuring that there are no incidents of pass-through or interference attributed to industrial discharges at the Point Loma facility, the receiving waters are protected, and the plant's biosolids qualify for maximum beneficial use.

5.3 POINT LOMA TREATMENT PLANT MONITORING FOR 2013

During 2013, the Point Loma Treatment Plant did not experience any upset, interference, or pass through incidents attributable to non-domestic users of the Metropolitan Sewerage system. A summary of the influent and effluent average metals loadings for the Point Loma Treatment Plant for 2013 is presented on pages 5-6, Tables 5.3-1 and 5.3-2. For monthly averaging purposes in these tables and graphs, "less than" and "not detected" values were treated as zero when all values for a given month were < MDL; however, when one or more values were >MDL, "less than" and "not detected" values were treated as ½ the MDL. Influent copper and nickel results of 796 ug/L and 61.8 ug/L, respectively, for samples collected 10-Dec-2013 were indicative of slug discharges; monthly and annual calculations weighted these values as representative of only the single day of sampling.

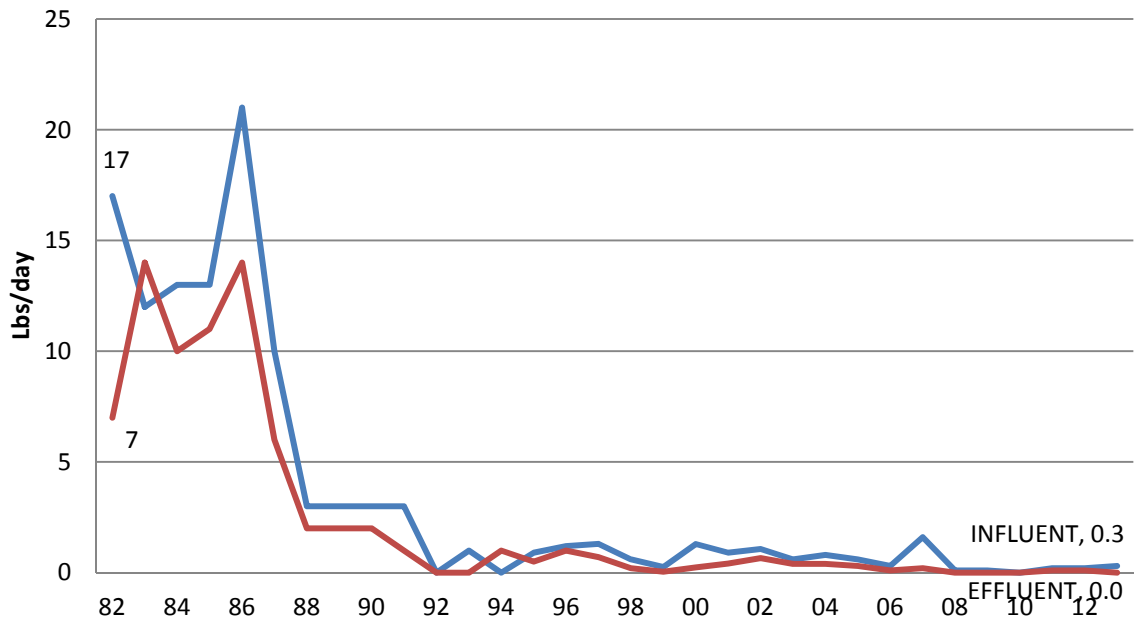
Pt Loma Influent/Effluent Metals

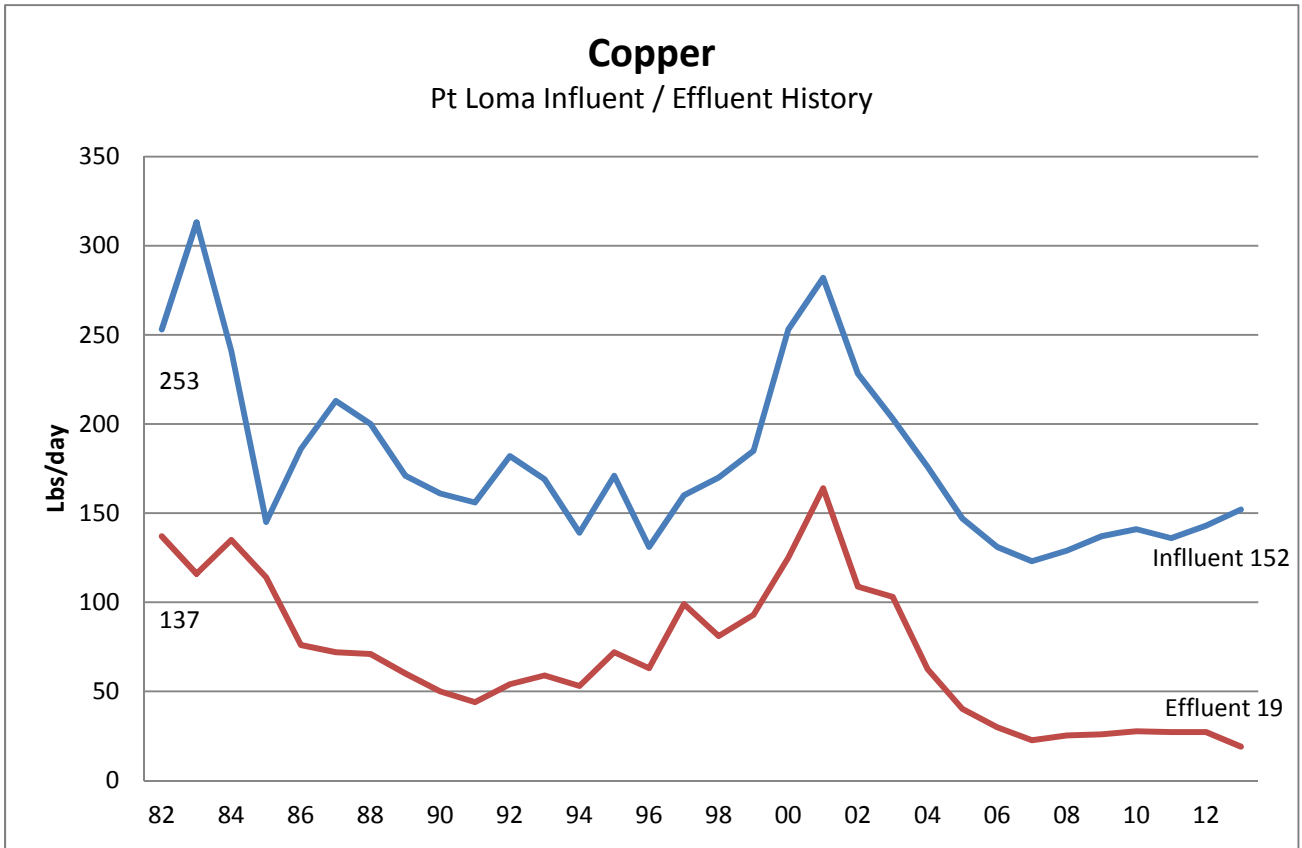
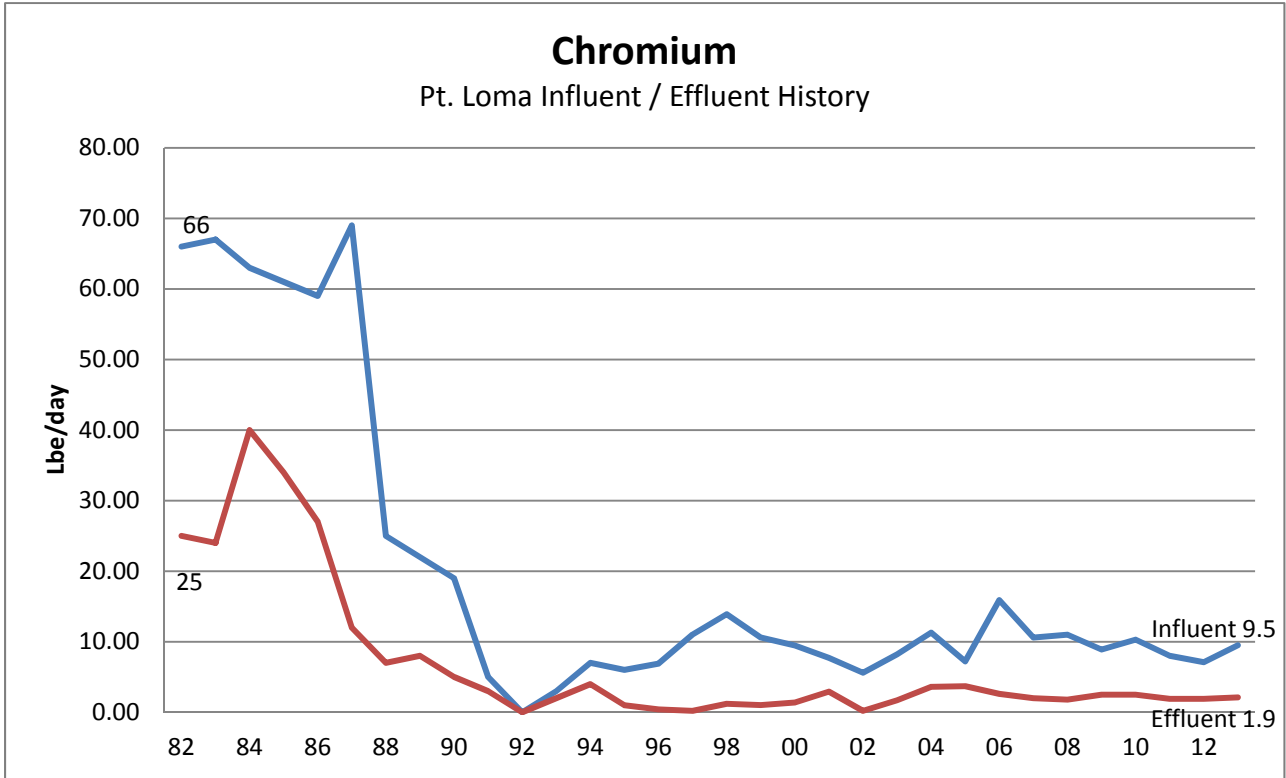
Total of Cd, Cr, Cu, Pb, Ni, Ag, Zn

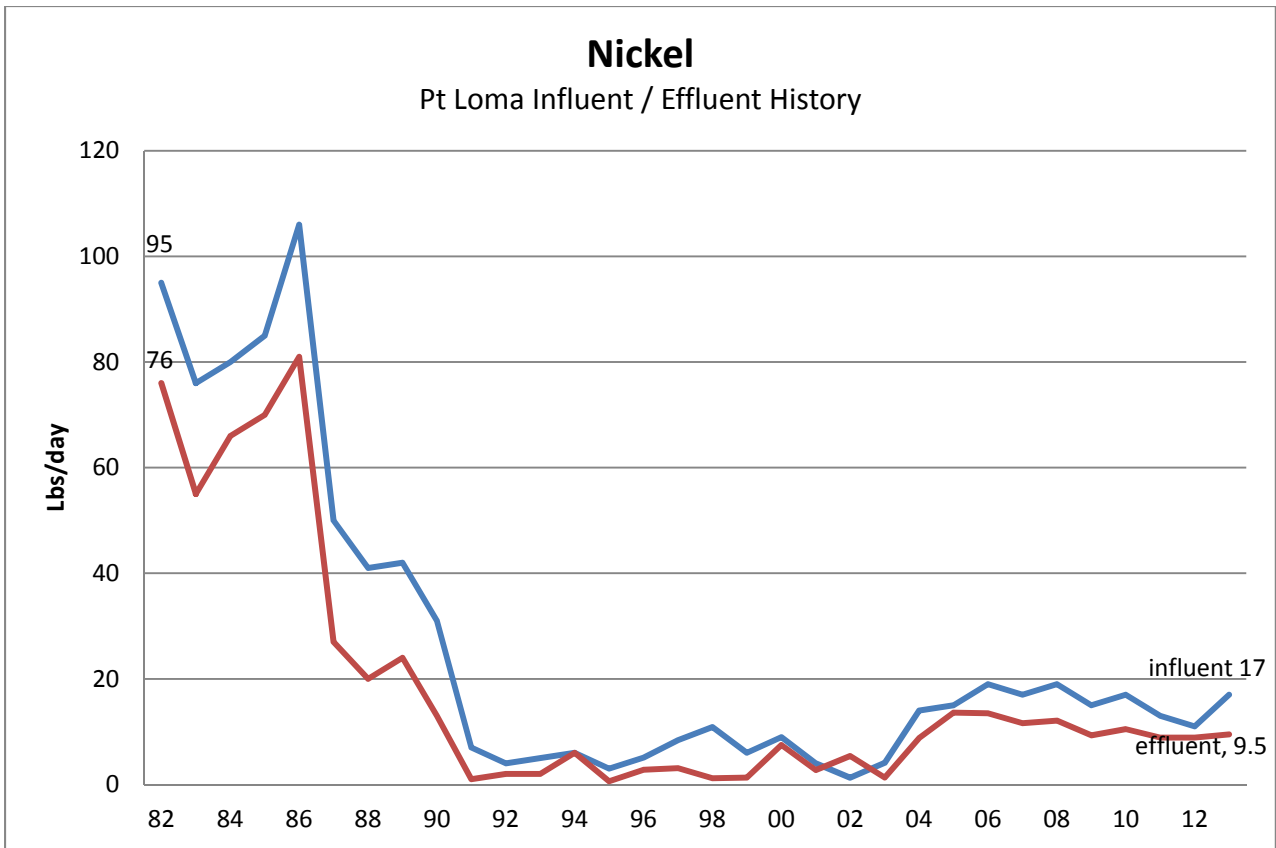
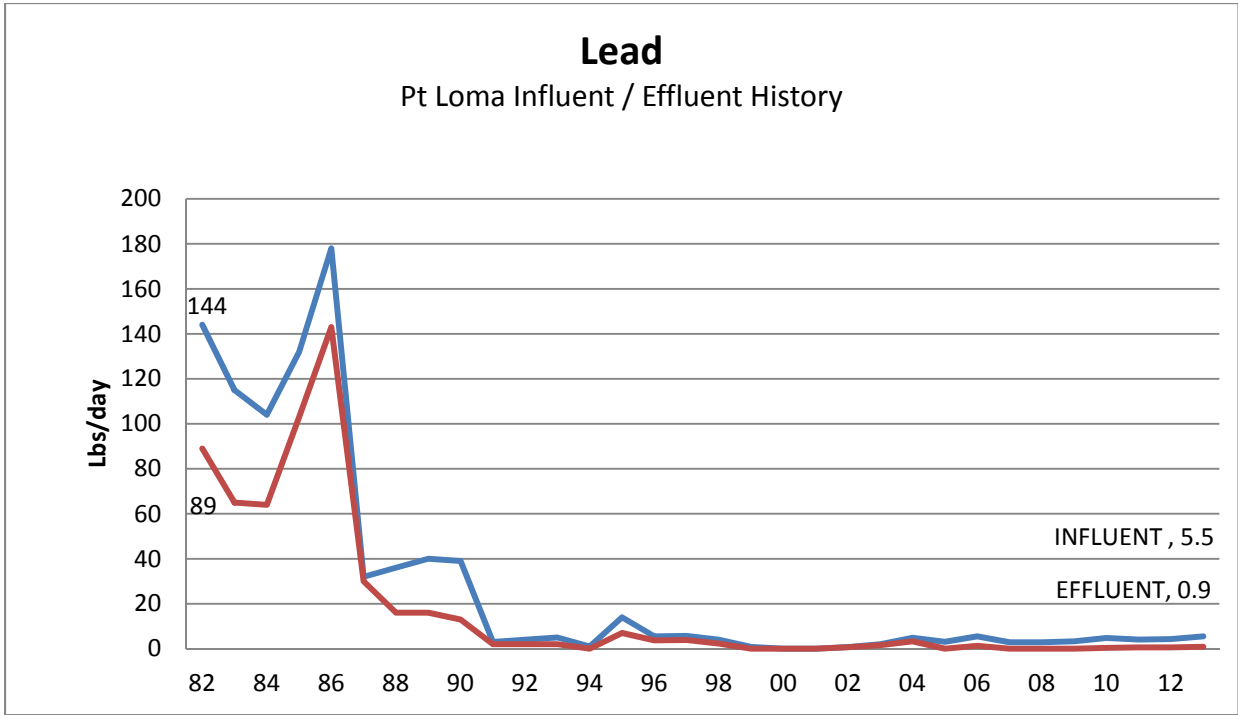


Cadmium

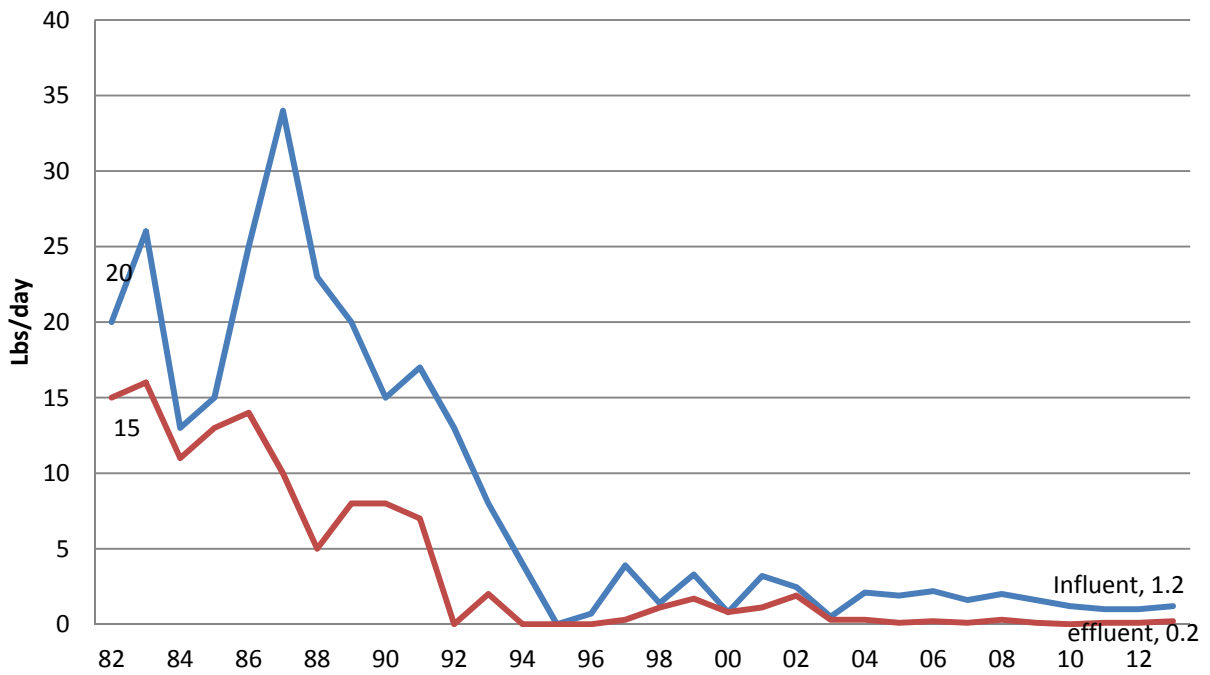
Pt Loma Influent/Effluent History







Silver Pt Loma Influent / Effluent History



Zinc Pt Loma Influent / Effluent History



**TABLE 5.3-1
POINT LOMA WWTP INFLUENT HEAVY METALS
Average Concentration and Loadings for 2013**

Month	Flow MGD	Cd ug/L	Cr ug/L	Cu ug/L	Pb ug/L	Ni ug/L	Ag ug/L	Zn ug/L
MDL(ug/L)		0.53	1.2	0.63	2	0.53	0.40	0.41
Jan	155.4	0.4	5.1	96.0	3	8.1	0.8	149
Feb	150.1	0.0	4.9	108.0	4	8.5	0.7	192
Mar	149.2	0.0	18.7	116.0	4	10.2	0.8	202
Apr	143.5	0.4	14.9	175.0	4	36.0	1.1	269
May	143.6	0.2	6.4	138.0	4	13.7	0.6	265
Jun	139.9	0.8	8.8	120.0	7	17.0	0.6	224
Jul	143.9	0.3	6.0	148.0	6	11.0	0.5	255
Aug	139.2	0.0	3.9	116.0	3	9.2	0.7	203
Sep	138.3	0.6	5.8	136.0	5	18.5	1.0	203
Oct	139.6	0.5	5.7	117.0	6	9.4	1.8	193
Nov	141.8	0.0	9.8	120.0	6	18.9	1.9	174
Dec	141.1	0.0	4.6	129.8	3	10.9	1.2	146
Avg Flow	143.8							
Avg ug/L		0.3	7.9	127	4.6	14	1.0	206
LBS/day		0.3	9.5	152	5.5	17	1.2	247
Total HM	433							
Total(-)Ag	432							

**TABLE 5.3-2
POINT LOMA WWTP EFFLUENT HEAVY METALS
Average Concentration and Loadings for 2013**

Month	Flow MGD	Cd ug/L	Cr ug/L	Cu ug/L	Pb ug/L	Ni ug/L	Ag ug/L	Zn ug/L
MDL(ug/L)		0.53	1.2	2	2	0.53	0.40	2.50
Jan	155.4	0.0	1.4	23	0.0	6.0	0.1	25
Feb	150.1	0.0	1.2	23	0.0	5.1	0.0	32
Mar	149.2	0.0	0.0	18	0.0	5.4	0.0	32
Apr	143.5	0.0	1.3	16	0.0	6.5	0.0	22
May	143.6	0.4	1.3	19	2.0	9.1	0.0	58
Jun	139.9	0.0	3.7	16	2.0	11.5	0.0	27
Jul	143.9	0.0	0.9	21	0.0	6.9	0.0	36
Aug	139.2	0.0	1.5	15	1.3	6.8	0.0	27
Sep	138.3	0.0	2.0	11	0.0	13.2	0.3	23
Oct	139.6	0.0	1.0	11	1.2	5.8	0.5	23
Nov	141.8	0.0	6.2	7	1.5	11.7	0.4	14
Dec	141.1	0.0	0.8	11	1.0	7.4	0.5	20
Avg Flow	143.8							
Avg ug/L		0.0	1.8	16	0.8	7.9	0.2	28
LBS/day		0.0	2.1	19	0.9	9.5	0.2	34
Total HM	65.7							
Total(-)Ag	65.5							

5.4

PT LOMA INFLUENT AND EFFLUENT ANALYTICAL RESULTS

The following pages summarize analytical results from representative flow-proportioned 24-hour composite sampling of the influent and effluent for those pollutants USEPA has identified under Section 307(a) of the CWA, which are known or suspected to be discharged by nondomestic users, and for non-priority pollutants. The data includes results of monthly full priority pollutant scans.

POINT LOMA WASTEWATER TREATMENT PLANT

2013 Annual

Biochemical Oxygen Demand Concentration
(24-hour composite)

	Flow	Daily Influent Value (mg/L)	Daily Influent Value (lbs/Day)	Daily Effluent Value (mg/L)	Daily Effluent Value (lbs/Day)	Percent Removal BOD (%)
JANUARY -2013	155.4	286	370666	118	152932	58.7
FEBRUARY -2013	150.1	294	368039	122	152724	58.5
MARCH -2013	149.1	304	378022	117	145489	61.5
APRIL -2013	143.4	323	386294	119	142319	63.2
MAY -2013	143.6	317	379647	115	137727	63.7
JUNE -2013	139.9	341	397867	124	144679	63.6
JULY -2013	143.9	329	394841	134	160817	59.3
AUGUST -2013	139.2	321	372658	113	131185	64.8
SEPTEMBER-2013	138.3	298	343720	99	114189	66.8
OCTOBER -2013	139.6	313	364415	105	122248	66.5
NOVEMBER -2013	141.8	308	364244	108	127722	64.9
DECEMBER -2013	141.0	321	377477	111	130529	65.4
Average	143.8	313	374824	115	138547	63.1

Total Suspended Solids Concentration
(24-hour composite)

	Flow	Daily Influent TSS (mg/L)	Daily Influent VSS (mg/L)	Percent VSS of TSS (%)	Daily Influent Value (lbs/Day)	Daily Effluent TSS (mg/L)	Daily Effluent VSS (mg/L)	Percent VSS of TSS (%)	Daily Effluent Value (lbs/Day)	Percent Removal TSS (%)	Percent Removal VSS (%)
JANUARY -2013	155.4	313	274	87.5	405659	35	26	74.3	45361	88.8	90.5
FEBRUARY -2013	150.1	320	277	86.6	400587	39	30	76.9	48822	87.8	89.2
MARCH -2013	149.1	350	302	86.3	435223	37	28	75.7	46009	89.4	90.7
APRIL -2013	143.4	360	313	86.9	430544	36	28	77.8	43054	90.0	91.1
MAY -2013	143.6	379	329	86.8	453899	38	30	78.9	45510	90.0	90.9
JUNE -2013	139.9	384	329	85.7	448038	38	31	81.6	44337	90.1	90.6
JULY -2013	143.9	387	334	86.3	464449	50	42	84.0	60006	87.1	87.4
AUGUST -2013	139.2	346	300	86.7	401681	27	22	81.5	31345	92.2	92.7
SEPTEMBER-2013	138.3	340	296	87.1	392163	24	20	83.3	27682	92.9	93.2
OCTOBER -2013	139.6	333	290	87.1	387700	25	21	84.0	29107	92.5	92.8
NOVEMBER -2013	141.8	337	292	86.6	398540	26	21	80.8	30748	92.3	92.8
DECEMBER -2013	141.0	340	301	88.5	399820	27	22	81.5	31750	92.1	92.7
Average	143.8	349	303		418192	34	27		40311	90.4	91.2

Annual Mass Emissions are calculated from monthly averages of flow, whereas Monthly Report average mass emissions are calculated from average daily mass emissions.

POINT LOMA WASTEWATER TREATMENT PLANT

Systemwide BOD Removals

2013 Annual

MONTH	Pt. Loma Influent Mass Emissions	NCWRP PS64 Mass Emissions	NCWRP Penasquitos Mass Emissions	MBC Return Mass Emissions	NCWRP Return Mass Emissions	Total Return Mass Emissions	Pt. Loma Effluent Mass Emissions	System wide Adjusted BOD Removals	Pt. Loma Daily BOD Removals	Pt. Loma Daily BOD Eff Conc.
13-01	369,959	18,743	15,651	4,551	782	5,333	152,751	61.7	58.7	118
13-02	367,544	19,910	15,991	4,483	2,863	7,346	152,848	61.4	58.4	122
13-03	377,406	19,607	14,738	4,818	1,362	6,179	145,854	63.9	61.2	117
13-04	386,587	21,881	17,135	6,052	889	6,942	141,849	66.0	63.2	119
13-05	379,474	22,153	16,998	6,985	4,840	11,825	137,851	66.0	63.6	115
13-06	398,105	22,549	17,297	7,508	15,778	23,286	144,398	65.0	63.6	124
13-07	394,371	21,719	12,804	10,126	4,424	14,550	161,040	61.0	59.0	134
13-08	372,712	21,426	10,894	5,395	3,895	9,290	130,832	66.7	64.7	113
13-09	344,280	20,287	9,514	6,064	4,103	10,168	114,782	68.5	66.6	99
13-10	364,565	20,854	9,822	4,489	1,353	5,842	122,339	68.5	66.3	105
13-11	363,810	20,693	10,884	5,026	680	5,706	127,200	67.3	65.0	108
13-12	377,367	20,506	10,671	4,084	744	4,828	130,354	67.6	65.4	111
avg	374,682	20,861	13,533	5,798	3,476	9,275	138,508	65.3	63.0	115

Systemwide TSS Removals

2013 Annual

MONTH	Pt. Loma Influent Mass Emissions Lbs/day	NCWRP PS64 Mass Emissions Lbs/day	NCWRP Penasquitos Mass Emissions Lbs/day	MBC Return Mass Emissions Lbs/day	NCWRP Return Mass Emissions Lbs/day	Total Return Mass Emissions Lbs/day	Pt. Loma Effluent Mass Emissions Lbs/day	System wide Adjusted TSS Removals	Pt. Loma Daily TSS Removals	Pt. Loma Daily TSS Eff Conc. mg/L
13-01	404,361	18,081	19,197	10,755	2,936	13,691	45,209	89.4	88.8	35
13-02	399,667	20,384	18,654	10,418	3,500	13,918	49,066	88.4	87.6	39
13-03	434,878	19,327	18,746	11,053	3,177	14,230	45,534	90.0	89.4	37
13-04	430,912	20,038	19,172	20,523	3,243	23,765	42,543	90.4	90.1	36
13-05	453,960	21,152	22,349	20,935	3,825	24,760	45,317	90.3	89.9	38
13-06	446,944	23,198	20,780	33,116	5,005	38,121	44,564	90.0	89.9	38
13-07	464,781	21,167	16,299	44,951	3,061	48,012	60,514	86.6	86.8	50
13-08	401,658	20,356	13,630	14,843	5,071	19,914	31,628	92.3	92.1	27
13-09	392,269	20,880	13,214	16,910	7,010	23,920	27,889	93.0	92.9	24
13-10	387,330	21,633	13,218	11,740	1,357	13,097	29,353	92.8	92.4	25
13-11	398,704	21,282	14,750	15,914	1,446	17,360	30,041	92.8	92.4	25
13-12	399,334	19,335	14,068	10,107	1,500	11,607	31,864	92.4	92.0	27
avg	417,900	20,569	17,006	18,439	3,428	21,866	40,294	90.7	90.4	33

Annual mass emissions are calculated from monthly averages of flow and TSS, whereas Monthly Report average mass emissions are calculated from average daily mass emissions.

POINT LOMA WASTEWATER TREATMENT PLANT

2013 Annual

Effluent to Ocean Outfall
(PLE)

	pH	Settleable Solids (ml/L)	Biochemical Oxygen Demand (mg/L)	Hexane Extractable Material (mg/L)	Temperature (C)	Floating Particulates (mg/L)	Turbidity (NTU)
JANUARY -2013	7.31	0.2	118	10.0	23.1	ND	37
FEBRUARY -2013	7.32	0.2	122	10.2	22.6	ND	41
MARCH -2013	7.28	0.3	117	10.6	23.1	ND	38
APRIL -2013	7.28	0.2	119	10.2	24.3	2.60	38
MAY -2013	7.30	0.1	115	9.9	25.0	ND	43
JUNE -2013	7.27	0.3	124	11.3	26.4	<1.40	47
JULY -2013	7.19	0.5	134	14.8	27.5	<1.40	58
AUGUST -2013	7.21	0.1	113	11.6	27.7	<1.40	44
SEPTEMBER-2013	7.24	0.1	99	8.9	28.2	ND	38
OCTOBER -2013	7.25	0.1	105	9.1	27.3	ND	36
NOVEMBER -2013	7.23	ND	108	9.7	26.3	ND	35
DECEMBER -2013	7.26	0.1	111	11.7	24.9	ND	34
Average	7.26	0.2	115	10.7	25.5	0.22	41

Influent to Plant
(PLR)

	pH	Settleable Solids (ml/L)	Biochemical Oxygen Demand (mg/L)	Hexane Extractable Material (mg/L)	Temperature (C)	Floating Particulates (mg/L)	Turbidity (NTU)
JANUARY -2013	7.45	14.7	286	40.0	22.7	<1.40	130
FEBRUARY -2013	7.46	17.9	294	42.9	22.7	<1.40	133
MARCH -2013	7.47	18.5	304	43.0	23.0	<1.40	134
APRIL -2013	7.47	20.9	323	47.5	24.0	<1.40	138
MAY -2013	7.48	20.8	317	50.6	24.8	<1.40	139
JUNE -2013	7.43	22.4	341	54.4	26.4	<1.40	134
JULY -2013	7.44	23.7	329	55.4	27.2	<1.40	134
AUGUST -2013	7.36	20.9	321	55.2	27.6	<1.40	132
SEPTEMBER-2013	7.43	20.1	298	49.6	28.0	<1.40	130
OCTOBER -2013	7.39	17.4	313	49.8	27.1	<1.40	127
NOVEMBER -2013	7.35	16.7	308	50.3	26.1	<1.40	131
DECEMBER -2013	7.36	17.9	321	55.8	24.6	<1.40	134
Average	7.42	19.3	313	49.5	25.4	<1.40	133

ND=not detected; NS=not sampled; NA=not analyzed.

POINT LOMA WASTEWATER TREATMENT PLANT
ANNUAL SEWAGE
Trace Metals

2013 Annual

Analyte:	Antimony	Antimony	Arsenic	Arsenic	Beryllium	Beryllium	Cadmium	Cadmium
MDL	2.9	2.9	.4	.4	.022	.022	.53	.53
Units	UG/L	UG/L	UG/L	UG/L	UG/L	UG/L	UG/L	UG/L
Source:	PLR	PLE	PLR	PLE	PLR	PLE	PLR	PLE
=====								
JANUARY -2013	ND	ND	0.88	0.73	ND	ND	<0.53	ND
FEBRUARY -2013	ND	ND	1.09	0.72	ND	ND	ND	ND
MARCH -2013	ND	ND	1.24	0.81	ND	ND	ND	ND
APRIL -2013	<2.9	ND	1.16	0.94	ND	ND	<0.53	ND
MAY -2013	<2.9	4.0	1.47	0.97	ND	ND	<0.53	<0.53
JUNE -2013	ND	ND	1.45	0.94	ND	ND	0.62	ND
JULY -2013	ND	ND	1.71	1.12	ND	ND	<0.53	ND
AUGUST -2013	ND	ND	1.42	0.97	ND	ND	ND	ND
SEPTEMBER-2013	ND	ND	1.29	1.06	ND	ND	0.53	ND
OCTOBER -2013	ND	ND	1.53	1.09	<0.022	ND	<0.53	ND
NOVEMBER -2013	ND	ND	1.45	0.88	ND	ND	ND	ND
DECEMBER -2013	ND	ND	1.12	0.84	ND	ND	ND	ND
=====								
AVERAGE	0.0	0.3	1.32	0.92	0.000	ND	0.10	0.00

Analyte:	Chromium	Chromium	Copper	Copper	Iron	Iron	Lead	Lead
MDL	1.2	1.2	2	2	37	37	2	2
Units	UG/L	UG/L	UG/L	UG/L	UG/L	UG/L	UG/L	UG/L
Source:	PLR	PLE	PLR	PLE	PLR	PLE	PLR	PLE
=====								
JANUARY -2013	5.1	<1.2	96.2	23.4	6880	2900	2.6	ND
FEBRUARY -2013	4.9	1.3	108.0	22.9	8400	3220	4.0	ND
MARCH -2013	18.7	ND	116.0	18.2	8860	2810	4.2	<2.0
APRIL -2013	14.9	<1.2	175.0	15.7	11100	2630	4.3	ND
MAY -2013	6.4	<1.2	138.0	18.9	8910	3030	4.3	<2.0
JUNE -2013	8.8	3.7	120.0	16.3	8910	2460	7.0	<2.0
JULY -2013	6.0	<1.2	148.0	20.5	11200	3140	5.7	ND
AUGUST -2013	3.9	1.3	116.0	15.3	8850	2430	3.0	<2.0
SEPTEMBER-2013	5.8	2.0	136.0	11.3	9040	2030	4.8	ND
OCTOBER -2013	5.7	<1.2	117.0	10.4	8490	2220	6.0	<2.0
NOVEMBER -2013	9.8	6.7	120.0	8.8	7650	2250	5.5	<2.0
DECEMBER -2013	4.5	<1.2	279.0	11.1	7570	2560	3.3	<2.0
=====								
AVERAGE	7.9	1.3	139.1	16.1	8822	2640	4.6	0.0

ND= not detected
NA= not analyzed
NS= not sampled

POINT LOMA WASTEWATER TREATMENT PLANT
ANNUAL SEWAGE
Trace Metals

2013 Annual

Analyte:	Nickel	Nickel	Selenium	Selenium	Silver	Silver	Thallium	Thallium
MDL	.53	.53	.28	.28	.4	.4	3.9	3.9
Units	UG/L	UG/L	UG/L	UG/L	UG/L	UG/L	UG/L	UG/L
Source:	PLR	PLE	PLR	PLE	PLR	PLE	PLR	PLE
=====								
JANUARY -2013	8.1	6.0	0.81	0.87	0.8	<0.4	ND	ND
FEBRUARY -2013	8.5	5.1	1.42	0.81	0.7	ND	<3.9	<3.9
MARCH -2013	10.2	5.4	1.61	1.01	0.8	ND	<3.9	<3.9
APRIL -2013	36.0	6.5	1.70	1.41	1.1	ND	ND	ND
MAY -2013	13.7	9.1	2.05	1.50	0.6	ND	ND	ND
JUNE -2013	17.0	11.5	2.36	1.35	0.5	ND	<3.9	ND
JULY -2013	10.9	6.9	1.75	1.09	0.4	ND	<3.9	<3.9
AUGUST -2013	9.2	6.8	1.42	0.93	0.7	ND	ND	ND
SEPTEMBER-2013	18.5	13.2	1.16	0.92	1.0	<0.4	ND	<3.9
OCTOBER -2013	9.4	5.8	1.60	1.00	1.8	0.4	ND	ND
NOVEMBER -2013	18.9	14.1	1.74	1.02	1.9	0.5	ND	<3.9
DECEMBER -2013	22.4	7.4	1.53	1.00	1.1	0.5	ND	<3.9
=====								
AVERAGE	15.2	8.2	1.60	1.08	1.0	0.1	0.0	0.0

Analyte:	Zinc	Zinc	Mercury	Mercury
MDL	2.5	2.5	.5	.5
Units	UG/L	UG/L	NG/L	NG/L
Source:	PLR	PLE	PLR	PLE
=====				
JANUARY -2013	149	25	72.5	6.9
FEBRUARY -2013	192	32	150	7.8
MARCH -2013	202	32	151.9*	5.2*
APRIL -2013	269	22	117.3^	9.8^
MAY -2013	265	58	121.8*	10.4*
JUNE -2013	224	27	119.1	10.3
JULY -2013	255	36	95.7	10.5
AUGUST -2013	203	27	196.8	6.6
SEPTEMBER-2013	203	23	164.8	5.6
OCTOBER -2013	193	23	101*	4.2*
NOVEMBER -2013	174	16	62.4*	8.5*
DECEMBER -2013	146	20	73.9	10.2
=====				
AVERAGE	206	28	124.7	8.3

* = The % RSD and %RSD duplicate of 33% and 31% respectively in this batch were above the maximum allowed acceptance range of 25%. Value was not used in average.

^ = The percent recovery of 68 for the spike samples in this batch are below the acceptance range of 71-125%. Value was not used in average.

ND= not detected
NA= not analyzed
NS= not sampled

POINT LOMA WASTEWATER TREATMENT PLANT
Ammonia-Nitrogen and Total Cyanides

2013 Annual

Analyte:	Ammonia-N	Ammonia-N	Cyanide, Total	Cyanide, Total
MDL/Units:	.3 MG/L	.3 MG/L	.002 MG/L	.002 MG/L
Source:	PLR	PLE	PLR	PLE
Limit:		123		0.200
JANUARY -2013	36.2	34.5	0.0022	0.0032
FEBRUARY -2013	35.8	33.9	<0.0020	0.0030
MARCH -2013	37.2	36.2	0.0022	0.0030
APRIL -2013	38.0	38.4	<0.0020	0.0030
MAY -2013	36.2	36.2	<0.0020	0.0028
JUNE -2013	39.9	39.4	<0.0020	0.0028
JULY -2013	37.6	35.8	<0.0020	0.0024
AUGUST -2013	37.4	36.1	ND	0.0030
SEPTEMBER-2013	36.4	34.5	<0.0020	0.0031
OCTOBER -2013	37.1	33.8	<0.0020	0.0022
NOVEMBER -2013	35.7	34.1	<0.0020	0.0035
DECEMBER -2013	36.2	35.6	ND	0.0023
Average:	37.0	35.7	0.0004	0.0029

Analyte:	Chlorine Residual, Total
MDL/Units:	.03 MG/L
Source:	PLE
Limit:	
JANUARY -2013	0.129
FEBRUARY -2013	0.244
MARCH -2013	0.090
APRIL -2013	<0.030
MAY -2013	<0.030
JUNE -2013	<0.030
JULY -2013	<0.030
AUGUST -2013	<0.030
SEPTEMBER-2013	<0.030
OCTOBER -2013	0.044
NOVEMBER -2013	0.063
DECEMBER -2013	<0.030
Average:	0.048

ND= not detected
NA= not analyzed
NS= not sampled

POINT LOMA WASTEWATER TREATMENT PLANT
ANNUAL SEWAGE
Radioactivity

2013 Annual

Analyzed by: TestAmerica Laboratories Richland

Source	Month	Gross Alpha Radiation	Gross Beta Radiation
PLR	JANUARY -2013	4.3±8.1	34.3±9.4
PLR	FEBRUARY -2013	1.2±7.3	34.0±8.8
PLR	MARCH -2013	0.1±7.1	22.4±9.3
PLR	APRIL -2013	0.4±8.3	23.7±8.9
PLR	MAY -2013	4.3±10.5	31.0±8.8
PLR	JUNE -2013	4.8±5.6	32.4±12.0
PLR	JULY -2013	7.2±10.1	32.9±11.5
PLR	AUGUST -2013	2.0±8.6	30.6±10.1
PLR	SEPTEMBER-2013	1.6±7.2	23.8±8.4
PLR	OCTOBER -2013	7.1±8.6	33.4±8.4
PLR	NOVEMBER -2013	3.4±7.8	31.0±10.0
PLR	DECEMBER -2013	6.6±8.4	34.1±10.5
AVERAGE		3.6±8.1	30.3±9.7

Source	Month	Gross Alpha Radiation	Gross Beta Radiation
PLE	JANUARY -2013	9.8±7.2	37.4±8.5
PLE	FEBRUARY -2013	1.9±7.6	25.8±7.6
PLE	MARCH -2013	-3.0±6.2	25.8±8.8
PLE	APRIL -2013	4.8±7.5	31.1±8.5
PLE	MAY -2013	-1.6±10.0	33.5±14.0
PLE	JUNE -2013	3.9±7.9	28.0±12.0
PLE	JULY -2013	6.3±8.0	33.9±8.5
PLE	AUGUST -2013	-3.1±8.6	24.9±9.1
PLE	SEPTEMBER-2013	4.4±7.0	31.6±9.2
PLE	OCTOBER -2013	-2.4±6.9	31.9±9.3
PLE	NOVEMBER -2013	7.1±8.4	33.5±11.0
PLE	DECEMBER -2013	5.5±7.4	37.1±8.2
AVERAGE		2.8±7.7	31.2±9.6

ND= not detected
NA= not analyzed
NS= not sampled

Units in picocuries/liter (pCi/L)

POINT LOMA WASTEWATER TREATMENT PLANT
SEWAGE ANNUAL - Chlorinated Pesticide Analysis

2013 Annual

Source Month			PLE JAN	PLE FEB	PLE MAR	PLE APR	PLE MAY	PLE JUN	PLE JUL	PLE AUG	PLE SEP	PLE OCT	PLE NOV	PLE DEC	PLE Average
Analyte	MDL	Units	Avg	Avg	Avg	Avg	Avg	Avg	Avg	Avg	Avg	Avg	Avg	Avg	Average
Aldrin	8	NG/L	ND	ND	ND	ND	ND	ND	ND	ND	ND	ND	ND	ND	ND
Dieldrin	10	NG/L	ND	ND	ND	ND	ND	ND	ND	ND	ND	ND	ND	ND	ND
BHC, Alpha isomer	13	NG/L	ND	ND	ND	ND	ND	<1.0	ND	ND	ND	ND	ND	ND	0
BHC, Beta isomer	20	NG/L	ND	ND	ND	ND	ND	ND	ND	<20	ND	ND	ND	ND	0
BHC, Gamma isomer	15	NG/L	ND	ND	ND	ND	ND	ND	ND	ND	ND	ND	ND	ND	ND
BHC, Delta isomer	18	NG/L	ND	ND	ND	ND	ND	ND	ND	ND	ND	ND	ND	ND	ND
p,p-DDD	20	NG/L	ND	ND	ND	ND	ND	ND	ND	ND	ND	ND	ND	ND	ND
p,p-DDE	15	NG/L	<2	ND	ND	ND	ND	<2	ND	ND	ND	ND	ND	ND	0
p,p-DDT	20	NG/L	ND	ND	ND	ND	ND	ND	ND	ND	ND	ND	ND	ND	ND
o,p-DDD	100	NG/L	ND	ND	ND	ND	ND	ND	ND	ND	ND	ND	ND	ND	ND
o,p-DDE	100	NG/L	ND	ND	ND	ND	ND	<1	ND	ND	ND	ND	ND	ND	0
o,p-DDT	100	NG/L	ND	ND	ND	ND	ND	ND	ND	ND	ND	ND	ND	ND	ND
Heptachlor	15	NG/L	ND	ND	ND	ND	ND	ND	ND	ND	ND	ND	ND	ND	ND
Heptachlor epoxide	13	NG/L	ND	ND	ND	ND	ND	ND	ND	ND	ND	ND	ND	ND	ND
Alpha (cis) Chlordane	2	NG/L	ND	ND	ND	ND	ND	<2	<2	ND	ND	ND	ND	ND	0
Gamma (trans) Chlordane	2	NG/L	ND	ND	ND	ND	ND	<2	ND	ND	ND	ND	ND	ND	0
Alpha Chlordene		NG/L	NA	NA	NA	NA	NA	NA	NA	NA	NA	NA	NA	NA	NA
Gamma Chlordene		NG/L	NA	NA	NA	NA	NA	NA	NA	NA	NA	NA	NA	NA	NA
Oxychlordane	3	NG/L	ND	ND	ND	ND	ND	ND	ND	NA	ND	ND	ND	ND	ND
Trans Nonachlor	3	NG/L	ND	ND	ND	ND	ND	ND	ND	NA	ND	ND	ND	ND	ND
Cis Nonachlor	5	NG/L	ND	ND	ND	ND	ND	ND	ND	NA	ND	ND	ND	ND	ND
Alpha Endosulfan	15	NG/L	ND	ND	ND	ND	ND	ND	ND	ND	ND	ND	ND	ND	ND
Beta Endosulfan	10	NG/L	ND	ND	ND	ND	ND	ND	ND	ND	ND	ND	ND	ND	ND
Endosulfan Sulfate	15	NG/L	ND	ND	ND	ND	ND	ND	ND	ND	ND	ND	ND	ND	ND
Endrin	10	NG/L	ND	<8	ND	ND	ND	ND	ND	ND	ND	ND	ND	ND	0
Endrin aldehyde	10	NG/L	ND	ND	ND	ND	ND	ND	ND	ND	ND	ND	ND	ND	ND
Mirex	10	NG/L	ND	ND	ND	ND	ND	ND	ND	ND	ND	ND	ND	ND	ND
Methoxychlor	18	NG/L	ND	ND	ND	ND	ND	ND	ND	ND	ND	ND	ND	ND	ND
Toxaphene	1300	NG/L	ND	ND	ND	ND	ND	ND	ND	ND	ND	ND	ND	ND	ND
PCB 1016	1300	NG/L	ND	ND	ND	ND	ND	ND	ND	ND	ND	ND	ND	ND	ND
PCB 1221	1300	NG/L	ND	ND	ND	ND	ND	ND	ND	ND	ND	ND	ND	ND	ND
PCB 1232	1300	NG/L	ND	ND	ND	ND	ND	ND	ND	ND	ND	ND	ND	ND	ND
PCB 1242	1300	NG/L	ND	ND	ND	ND	ND	ND	ND	ND	ND	ND	ND	ND	ND
PCB 1248	1300	NG/L	ND	ND	ND	ND	ND	ND	ND	ND	ND	ND	ND	ND	ND
PCB 1254	1300	NG/L	ND	ND	ND	ND	ND	ND	ND	ND	ND	ND	ND	ND	ND
PCB 1260	1300	NG/L	ND	ND	ND	ND	ND	ND	ND	ND	ND	ND	ND	ND	ND
PCB 1262	1300	NG/L	ND	ND	ND	ND	ND	ND	ND	ND	ND	ND	ND	ND	ND
=====															
Aldrin + Dieldrin	10	NG/L	0	0	0	0	0	0	0	0	0	0	0	0	0
Hexachlorocyclohexanes	20	NG/L	0	0	0	0	0	0	0	0	0	0	0	0	0
DDT and derivatives	100	NG/L	0	0	0	0	0	0	0	0	0	0	0	0	0
Chlordane + related cmpds.	3	NG/L	0	0	0	0	0	0	0	0	0	0	0	0	0
Polychlorinated biphenyls	1300	NG/L	0	0	0	0	0	0	0	0	0	0	0	0	0
Endosulfans	15	NG/L	0	0	0	0	0	0	0	0	0	0	0	0	0
=====															
Heptachlors	15	NG/L	0	0	0	0	0	0	0	0	0	0	0	0	0
=====															
Chlorinated Hydrocarbons	1300	NG/L	0	0	0	0	0	0	0	0	0	0	0	0	0

nd=not detected; NS=not sampled; NA=not analyzed

POINT LOMA WASTEWATER TREATMENT PLANT
SEWAGE ANNUAL - Chlorinated Pesticide Analysis

2013 Annual

Source Month			PLR JAN	PLR FEB	PLR MAR	PLR APR	PLR MAY	PLR JUN	PLR JUL	PLR AUG	PLR SEP	PLR OCT	PLR NOV	PLR DEC	PLR Average
Analyte	MDL	Units	Avg	Avg	Avg	Avg	Avg	Avg	Avg	Avg	Avg	Avg	Avg	Avg	Average
Aldrin	8	NG/L	ND	ND	ND	ND	ND	ND	ND	ND	ND	ND	ND	ND	ND
Dieldrin	10	NG/L	ND	ND	ND	ND	ND	ND	ND	ND	ND	ND	ND	ND	ND
BHC, Alpha isomer	13	NG/L	ND	ND	ND	ND	ND	ND	ND	ND	ND	ND	ND	ND	ND
BHC, Beta isomer	20	NG/L	ND	ND	ND	ND	ND	ND	ND	<20	ND	ND	ND	ND	0
BHC, Gamma isomer	15	NG/L	ND	ND	ND	ND	ND	ND	ND	ND	ND	ND	ND	ND	ND
BHC, Delta isomer	18	NG/L	ND	ND	ND	ND	ND	ND	ND	ND	ND	ND	ND	ND	ND
p,p-DDD	20	NG/L	ND	ND	ND	ND	ND	ND	ND	ND	ND	ND	ND	ND	ND
p,p-DDE	15	NG/L	<2	DNQ2	<2	<2	<2	DNQ2	<2	ND	ND	<2	DNQ3	DNQ3	DNQ1
p,p-DDT	20	NG/L	ND	ND	ND	ND	ND	ND	ND	ND	ND	ND	ND	ND	ND
o,p-DDD	100	NG/L	ND	ND	ND	ND	ND	ND	ND	ND	ND	ND	ND	ND	ND
o,p-DDE	100	NG/L	ND	ND	ND	ND	ND	ND	ND	ND	ND	ND	ND	DNQ1	0
o,p-DDT	100	NG/L	ND	ND	ND	ND	ND	ND	ND	ND	ND	ND	ND	ND	ND
Heptachlor	15	NG/L	ND	ND	ND	ND	ND	ND	ND	ND	ND	ND	ND	ND	ND
Heptachlor epoxide	13	NG/L	ND	ND	ND	ND	ND	ND	ND	ND	ND	ND	ND	ND	ND
Alpha (cis) Chlordane	2	NG/L	ND	ND	ND	ND	ND	ND	<2	ND	ND	ND	ND	ND	0
Gamma (trans) Chlordane	2	NG/L	ND	ND	ND	ND	ND	ND	<2	ND	ND	ND	ND	ND	0
Alpha Chlordene		NG/L	NA	NA	NA	NA	NA	NA	NA	NA	NA	NA	NA	NA	NA
Gamma Chlordene		NG/L	NA	NA	NA	NA	NA	NA	NA	NA	NA	NA	NA	NA	NA
Oxychlordane	3	NG/L	ND	ND	ND	ND	ND	ND	ND	NA	ND	ND	ND	ND	ND
Trans Nonachlor	3	NG/L	ND	ND	ND	ND	ND	ND	ND	NA	ND	ND	ND	ND	ND
Cis Nonachlor	5	NG/L	ND	ND	ND	ND	ND	ND	ND	NA	ND	ND	ND	ND	ND
Alpha Endosulfan	15	NG/L	ND	ND	ND	ND	ND	ND	ND	ND	ND	ND	ND	ND	ND
Beta Endosulfan	10	NG/L	ND	ND	ND	ND	ND	ND	ND	ND	ND	ND	ND	ND	ND
Endosulfan Sulfate	15	NG/L	ND	ND	ND	ND	ND	ND	ND	ND	ND	ND	ND	ND	ND
Endrin	10	NG/L	ND	<8	ND	ND	ND	ND	ND	ND	ND	ND	ND	ND	0
Endrin aldehyde	10	NG/L	ND	ND	ND	ND	ND	ND	ND	ND	ND	ND	ND	ND	ND
Mirex	10	NG/L	ND	ND	ND	ND	ND	ND	ND	ND	ND	ND	ND	ND	ND
Methoxychlor	18	NG/L	ND	ND	ND	ND	ND	ND	ND	ND	ND	ND	ND	ND	ND
Toxaphene	1300	NG/L	ND	ND	ND	ND	ND	ND	ND	ND	ND	ND	ND	ND	ND
PCB 1016	1300	NG/L	ND	ND	ND	ND	ND	ND	ND	ND	ND	ND	ND	ND	ND
PCB 1221	1300	NG/L	ND	ND	ND	ND	ND	ND	ND	ND	ND	ND	ND	ND	ND
PCB 1232	1300	NG/L	ND	ND	ND	ND	ND	ND	ND	ND	ND	ND	ND	ND	ND
PCB 1242	1300	NG/L	ND	ND	ND	ND	ND	ND	ND	ND	ND	ND	ND	ND	ND
PCB 1248	1300	NG/L	ND	ND	ND	ND	ND	ND	ND	ND	ND	ND	ND	ND	ND
PCB 1254	1300	NG/L	ND	ND	ND	ND	ND	ND	ND	ND	ND	ND	ND	ND	ND
PCB 1260	1300	NG/L	ND	ND	ND	ND	ND	ND	ND	ND	ND	ND	ND	ND	ND
PCB 1262	1300	NG/L	ND	ND	ND	ND	ND	ND	ND	ND	ND	ND	ND	ND	ND
=====															
Aldrin + Dieldrin	10	NG/L	0	0	0	0	0	0	0	0	0	0	0	0	0
Hexachlorocyclohexanes	20	NG/L	0	0	0	0	0	0	0	0	0	0	0	0	0
DDT and derivatives	100	NG/L	0	0	0	0	0	0	0	0	0	0	0	0	0
Chlordane + related cmpds.	3	NG/L	0	0	0	0	0	0	0	0	0	0	0	0	0
Polychlorinated biphenyls	1300	NG/L	0	0	0	0	0	0	0	0	0	0	0	0	0
Endosulfans	15	NG/L	0	0	0	0	0	0	0	0	0	0	0	0	0
=====															
Heptachlors	15	NG/L	0	0	0	0	0	0	0	0	0	0	0	0	0
=====															
Chlorinated Hydrocarbons	1300	NG/L	0	0	0	0	0	0	0	0	0	0	0	0	0

DNQ= Detected but not quantified. Sample result is less than Minimum Level but greater than or equal to MDL.

nd=not detected; NS=not sampled; NA=not analyzed

POINT LOMA WASTEWATER TREATMENT PLANT / METROBIOSOLIDS CENTER

Organophosphorus Pesticides

2013 Annual

Source Date Analyte	MDL Units	PLE 11-JAN-2013 P645663	PLE 05-FEB-2013 P649601	PLE 15-MAR-2013 P654931	PLE 16-APR-2013 P658831	PLE 07-MAY-2013 P661078	PLE 15-JUN-2013 P664851
Demeton O	.15 UG/L	ND	ND	ND	ND	ND	ND
Demeton S	.08 UG/L	ND	ND	ND	ND	ND	ND
Diazinon	.03 UG/L	ND	ND	ND	ND	ND	ND
Guthion	.15 UG/L	ND	ND	ND	ND	ND	ND
Malathion	.03 UG/L	0.05	DNQ0.05	ND	DNQ0.12	ND	0.55
Parathion	.03 UG/L	ND	ND	ND	ND	ND	ND
Chlorpyrifos	.03 UG/L	ND	<0.03	ND	ND	ND	ND
Coumaphos	.15 UG/L	ND	ND	ND	ND	ND	ND
Dichlorvos	.05 UG/L	ND	ND	ND	ND	ND	ND
Dimethoate	.04 UG/L	ND	ND	ND	ND	ND	ND
Disulfoton	.02 UG/L	ND	ND	ND	ND	ND	ND
Stirophos	.03 UG/L	ND	ND	ND	ND	ND	ND
Thiophosphorus Pesticides	.15 UG/L	0.05	0.00	0.00	0.00	0.00	0.55
Demeton -O, -S	.15 UG/L	0.00	0.00	0.00	0.00	0.00	0.00
Total Organophosphorus Pesticides	.15 UG/L	0.05	0.00	0.00	0.00	0.00	0.55

Source Date Analyte	MDL Units	PLE 09-JUL-2013 P667691	PLE 06-AUG-2013 P671076	PLE 11-SEP-2013 P675373	PLE 01-OCT-2013 P677625	PLE 12-NOV-2013 P683396	PLE 10-DEC-2013 P686942
Demeton O	.15 UG/L	ND	ND	ND	ND	ND	ND
Demeton S	.08 UG/L	ND	ND	ND	ND	ND	ND
Diazinon	.03 UG/L	ND	ND	ND	ND	ND	ND
Guthion	.15 UG/L	ND	ND	ND	ND	ND	ND
Malathion	.03 UG/L	0.19	DNQ0.13	ND	ND	ND	ND
Parathion	.03 UG/L	ND	ND	ND	ND	ND	ND
Chlorpyrifos	.03 UG/L	ND	ND	ND	ND	ND	ND
Coumaphos	.15 UG/L	ND	ND	ND	ND	ND	ND
Dichlorvos	.05 UG/L	ND	ND	ND	ND	ND	ND
Dimethoate	.04 UG/L	ND	ND	ND	ND	ND	ND
Disulfoton	.02 UG/L	ND	ND	ND	ND	ND	ND
Stirophos	.03 UG/L	ND	ND	ND	ND	ND	ND
Thiophosphorus Pesticides	.15 UG/L	0.19	0.00	0.00	0.00	0.00	0.00
Demeton -O, -S	.15 UG/L	0.00	0.00	0.00	0.00	0.00	0.00
Total Organophosphorus Pesticides	.15 UG/L	0.19	0.00	0.00	0.00	0.00	0.00

DNQ= Detected but not quantified. Sample result is less than Minimum Level but greater than or equal to MDL.

ND=not detected
NS=not sampled
NA=not analyzed

POINT LOMA WASTEWATER TREATMENT PLANT / METROBIOSOLIDS CENTER

Organophosphorus Pesticides

2013 Annual

Source		PLR	PLR	PLR	PLR	PLR	PLR
Date		11-JAN-2013	05-FEB-2013	15-MAR-2013	16-APR-2013	07-MAY-2013	15-JUN-2013
Analyte	MDL Units	P645666	P649607	P654934	P658834	P661084	P664854
Demeton O	.15 UG/L	ND	ND	ND	ND	ND	ND
Demeton S	.08 UG/L	ND	ND	ND	ND	ND	ND
Diazinon	.03 UG/L	ND	ND	ND	ND	ND	ND
Guthion	.15 UG/L	ND	ND	ND	ND	ND	ND
Malathion	.03 UG/L	0.04	ND	ND	ND	ND	0.50
Parathion	.03 UG/L	ND	ND	ND	ND	ND	ND
Chlorpyrifos	.03 UG/L	ND	DNQ0.1	ND	ND	ND	ND
Coumaphos	.15 UG/L	ND	ND	ND	ND	ND	ND
Dichlorvos	.05 UG/L	ND	ND	ND	ND	ND	ND
Dimethoate	.04 UG/L	ND	ND	ND	ND	ND	ND
Disulfoton	.02 UG/L	ND	ND	ND	ND	ND	ND
Stirophos	.03 UG/L	ND	ND	ND	ND	ND	ND
Thiophosphorus Pesticides	.15 UG/L	0.04	0.00	0.00	0.00	0.00	0.50
Demeton -O, -S	.15 UG/L	0.00	0.00	0.00	0.00	0.00	0.00
Total Organophosphorus Pesticides	.15 UG/L	0.04	0.00	0.00	0.00	0.00	0.50

Source		PLR	PLR	PLR	PLR	PLR	PLR
Date		09-JUL-2013	06-AUG-2013	11-SEP-2013	01-OCT-2013	12-NOV-2013	10-DEC-2013
Analyte	MDL Units	P667694	P671082	P675376	P677631	P683399	P686945
Demeton O	.15 UG/L	ND	ND	ND	ND	ND	ND
Demeton S	.08 UG/L	ND	ND	ND	ND	ND	ND
Diazinon	.03 UG/L	ND	ND	ND	ND	ND	ND
Guthion	.15 UG/L	ND	ND	ND	ND	ND	ND
Malathion	.03 UG/L	0.15	DNQ0.13	ND	DNQ0.04	ND	ND
Parathion	.03 UG/L	ND	ND	ND	ND	ND	ND
Chlorpyrifos	.03 UG/L	ND	ND	ND	ND	ND	DNQ0.1
Coumaphos	.15 UG/L	ND	ND	ND	ND	ND	ND
Dichlorvos	.05 UG/L	ND	ND	ND	ND	ND	ND
Dimethoate	.04 UG/L	ND	ND	ND	ND	ND	ND
Disulfoton	.02 UG/L	ND	ND	ND	ND	ND	ND
Stirophos	.03 UG/L	ND	ND	ND	DNQ0.03	ND	ND
Thiophosphorus Pesticides	.15 UG/L	0.15	0.00	0.00	0.00	0.00	0.00
Demeton -O, -S	.15 UG/L	0.00	0.00	0.00	0.00	0.00	0.00
Total Organophosphorus Pesticides	.15 UG/L	0.15	0.00	0.00	0.00	0.00	0.00

DNQ= Detected but not quantified. Sample result is less than Minimum Level but greater than or equal to MDL.

ND=not detected
 NS=not sampled
 NA=not analyzed

POINT LOMA WASTEWATER TREATMENT PLANT
ANNUAL SEWAGE MONTHLY - Tributyl Tin analysis

2013 Annual

Source Month	MDL Units	PLE JAN	PLE FEB	PLE MAR	PLE APR	PLE MAY	PLE JUN	PLE JUL	PLE AUG	PLE SEP	PLE OCT	PLE NOV	PLE DEC	Average
Dibutyltin	7 UG/L	ND	ND	ND	ND	ND	ND	ND	ND	ND	ND	ND	ND	ND
Monobutyltin	16 UG/L	ND	ND	ND	ND	ND	ND	ND	ND	ND	ND	ND	ND	ND
Tributyltin	2 UG/L	ND	ND	ND	ND	ND	ND	ND	ND	ND	ND	ND	ND	ND

Source Month	MDL Units	PLR JAN	PLR FEB	PLR MAR	PLR APR	PLR MAY	PLR JUN	PLR JUL	PLR AUG	PLR SEP	PLR OCT	PLR NOV	PLR DEC	Average
Dibutyltin	7 UG/L	ND	ND	ND	ND	ND	ND	ND	ND	ND	ND	ND	ND	ND
Monobutyltin	16 UG/L	ND	ND	ND	ND	ND	ND	ND	ND	ND	ND	ND	ND	ND
Tributyltin	2 UG/L	ND	ND	ND	ND	ND	ND	ND	ND	ND	ND	ND	ND	ND

nd=not detected
NS=not sampled
NA=not analyzed

POINT LOMA WASTEWATER TREATMENT PLANT
SEWAGE ANNUAL - Acid Extractables

2013 Annual

Source Month Analyte	MDL	Units	PLE JAN Avg	PLE FEB Avg	PLE MAR Avg	PLE APR Avg	PLE MAY Avg	PLE JUN Avg	PLE JUL Avg	PLE AUG Avg	PLE SEP Avg	PLE OCT Avg	PLE NOV Avg	PLE DEC Avg	Average
2-Chlorophenol	1.32	UG/L	ND	ND	ND	ND	ND	ND	ND	ND	ND	ND	ND	ND	ND
4-Chloro-3-methylphenol	1.67	UG/L	ND	ND	ND	ND	ND	ND	ND	ND	ND	ND	ND	ND	ND
2,4-Dichlorophenol	1.01	UG/L	ND	ND	ND	ND	ND	ND	ND	ND	ND	ND	ND	ND	ND
2,4-Dimethylphenol	2.01	UG/L	ND	ND	ND	ND	ND	ND	ND	ND	ND	ND	ND	ND	ND
2,4-Dinitrophenol	2.16	UG/L	ND	ND	ND	ND	ND	ND	ND	ND	ND	ND	ND	ND	ND
2-Methyl-4,6-dinitrophenol	1.52	UG/L	ND	ND	ND	ND	ND	ND	ND	ND	ND	ND	ND	ND	ND
2-Nitrophenol	1.55	UG/L	ND	ND	ND	ND	ND	ND	ND	ND	ND	ND	ND	ND	ND
4-Nitrophenol	1.14	UG/L	ND	ND	ND	ND	ND	ND	ND	ND	ND	ND	ND	ND	ND
Pentachlorophenol	1.12	UG/L	ND	ND	ND	ND	ND	ND	ND	1.8	ND	ND	ND	ND	0.2
Phenol	1.76	UG/L	21.1	20.2	21.3	21.6	23.9	22.3	19.8	23.1	20.8	21.7	22.4	21.3	21.6
2,4,6-Trichlorophenol	1.65	UG/L	ND	ND	ND	ND	ND	ND	ND	ND	ND	ND	ND	ND	ND
Total Chlorinated Phenols	1.67	UG/L	0.0	0.0	0.0	0.0	0.0	0.0	0.0	1.8	0.0	0.0	0.0	0.0	0.2
Total Non-Chlorinated Phenols	2.16	UG/L	21.1	20.2	21.3	21.6	23.9	22.3	19.8	23.1	20.8	21.7	22.4	21.3	21.6
Phenols	2.16	UG/L	21.1	20.2	21.3	21.6	23.9	22.3	19.8	24.9	20.8	21.7	22.4	21.3	21.8

Additional Analytes Determined;

2-Methylphenol	2.15	UG/L	ND	ND	ND	ND	ND	ND	ND	ND	ND	ND	ND	ND	ND
4-Methylphenol(3-MP is unresolved)	2.11	UG/L	54.9	51.3	48.1	48.4	51.8	48.9	44.1	54.0	44.7	53.0	60.8	55.0	51.3
2,4,5-Trichlorophenol	1.66	UG/L	ND	ND	ND	ND	ND	ND	ND	ND	ND	ND	ND	ND	ND

Source Month Analyte	MDL	Units	PLR JAN Avg	PLR FEB Avg	PLR MAR Avg	PLR APR Avg	PLR MAY Avg	PLR JUN Avg	PLR JUL Avg	PLR AUG Avg	PLR SEP Avg	PLR OCT Avg	PLR NOV Avg	PLR DEC Avg	Average
2-Chlorophenol	1.32	UG/L	ND	ND	ND	ND	ND	ND	ND	ND	ND	ND	ND	ND	ND
4-Chloro-3-methylphenol	1.67	UG/L	ND	ND	ND	ND	ND	ND	ND	ND	ND	ND	ND	ND	ND
2,4-Dichlorophenol	1.01	UG/L	ND	ND	ND	ND	ND	ND	ND	ND	ND	ND	ND	ND	ND
2,4-Dimethylphenol	2.01	UG/L	ND	ND	ND	ND	ND	ND	ND	ND	ND	ND	ND	ND	ND
2,4-Dinitrophenol	2.16	UG/L	ND	ND	ND	ND	ND	ND	ND	ND	ND	ND	ND	ND	ND
2-Methyl-4,6-dinitrophenol	1.52	UG/L	ND	ND	ND	ND	ND	ND	ND	ND	ND	ND	ND	ND	ND
2-Nitrophenol	1.55	UG/L	ND	ND	ND	ND	ND	ND	ND	ND	ND	ND	ND	ND	ND
4-Nitrophenol	1.14	UG/L	ND	ND	ND	ND	ND	ND	ND	ND	ND	ND	ND	ND	ND
Pentachlorophenol	1.12	UG/L	ND	ND	ND	ND	ND	ND	ND	ND	ND	ND	ND	ND	ND
Phenol	1.76	UG/L	21.4	20.9	24.4	24.9	23.6	24.5	22.8	24.8	27.4	24.9	25.0	23.7	24.0
2,4,6-Trichlorophenol	1.65	UG/L	ND	ND	ND	ND	ND	ND	ND	ND	ND	ND	ND	ND	ND
Total Chlorinated Phenols	1.67	UG/L	0.0	0.0	0.0	0.0	0.0	0.0	0.0	0.0	0.0	0.0	0.0	0.0	0.0
Total Non-Chlorinated Phenols	2.16	UG/L	21.4	20.9	24.4	24.9	23.6	24.5	22.8	24.8	27.4	24.9	25.0	23.7	24.0
Phenols	2.16	UG/L	21.4	20.9	24.4	24.9	23.6	24.5	22.8	24.8	27.4	24.9	25.0	23.7	24.0

Additional Analytes Determined;

2-Methylphenol	2.15	UG/L	ND	ND	ND	ND	ND	ND	ND	ND	ND	ND	ND	ND	ND
4-Methylphenol(3-MP is unresolved)	2.11	UG/L	62.5	50.2	53.0	52.9	50.4	47.0	44.1	50.1	52.8	52.9	58.1	64.3	53.2
2,4,5-Trichlorophenol	1.66	UG/L	ND	ND	ND	ND	ND	ND	ND	ND	ND	ND	ND	ND	ND

nd=not detected; NS=not sampled; NA=not analyzed

POINT LOMA WASTEWATER TREATMENT PLANT
SEWAGE ANNUAL Priority Pollutants Base/Neutrals

2013 Annual

Source Month	MDL	Units	PLE JAN	PLE FEB	PLE MAR	PLE APR	PLE MAY	PLE JUN	PLE JUL	PLE AUG	PLE SEP	PLE OCT	PLE NOV	PLE DEC	PLE Average
Analyte			Avg	Avg	Avg	Avg	Avg	Avg	Avg	Avg	Avg	Avg	Avg	Avg	Average
Acenaphthene	1.8	UG/L	ND	ND	ND	ND	ND	ND	ND	ND	ND	ND	ND	ND	ND
Acenaphthylene	1.77	UG/L	ND	ND	ND	ND	ND	ND	ND	ND	ND	ND	ND	ND	ND
Anthracene	1.29	UG/L	ND	ND	ND	ND	ND	ND	ND	ND	ND	ND	ND	ND	ND
Benzidine	1.52	UG/L	ND	ND	ND	ND	ND	ND	ND	ND	ND	ND	ND	ND	ND
Benzo[a]anthracene	1.1	UG/L	ND	ND	ND	ND	ND	ND	ND	ND	ND	ND	ND	ND	ND
3,4-Benzo(b)fluoranthene	1.35	UG/L	ND*	ND	ND	ND	ND	ND	ND	ND	ND	ND	ND	ND	ND
Benzo[k]fluoranthene	1.49	UG/L	ND	ND	ND	ND	ND	ND	ND	ND	ND	ND	ND	ND	ND
Benzo[a]pyrene	1.25	UG/L	ND	ND	ND	ND	ND	ND	ND	ND	ND	ND	ND	ND	ND
Benzo[g,h,i]perylene	1.09	UG/L	ND	ND	ND	ND	ND	ND	ND	ND	ND	ND	ND	ND	ND
4-Bromophenyl phenyl ether	1.4	UG/L	ND	ND	ND	ND	ND	ND	ND	ND	ND	ND	ND	ND	ND
Bis-(2-chloroethoxy) methane	1.01	UG/L	ND	ND	ND	ND	ND	ND	ND	ND	ND	ND	ND	ND	ND
Bis-(2-chloroethyl) ether	1.38	UG/L	ND	ND	ND	ND	ND	ND	ND	ND	ND	ND	ND	ND	ND
Bis-(2-chloroisopropyl) ether	1.16	UG/L	ND	ND	ND	ND	ND	ND	ND	ND	ND	ND	ND	ND	ND
4-Chlorophenyl phenyl ether	1.57	UG/L	ND	ND	ND	ND	ND	ND	ND	ND	ND	ND	ND	ND	ND
2-Chloronaphthalene	1.87	UG/L	ND	ND	ND	ND	ND	ND	ND	ND	ND	ND	ND	ND	ND
Chrysene	1.16	UG/L	ND	ND	ND	ND	ND	ND	ND	ND	ND	ND	ND	ND	ND
Dibenzo(a,h)anthracene	1.01	UG/L	ND	ND	ND	ND	ND	ND	ND	ND	ND	ND	ND	ND	ND
Butyl benzyl phthalate	2.84	UG/L	ND	ND	ND	ND	ND	ND	ND	ND	ND	ND	ND	ND	ND
Di-n-butyl phthalate	3.96	UG/L	ND	ND	ND	ND	ND	ND	ND	ND	ND	ND	ND	ND	ND
Bis-(2-ethylhexyl) phthalate	8.96	UG/L	ND	ND	ND	ND	ND	ND	ND	ND	ND	ND	ND	ND	ND
Diethyl phthalate	3.05	UG/L	7.9	5.2	4.9	4.1	4.0	5.2	5.4	5.0	5.4	4.5	5.1	4.2	5.1
Dimethyl phthalate	1.44	UG/L	ND	ND	ND	ND	ND	ND	ND	ND	ND	ND	ND	ND	ND
Di-n-octyl phthalate	1	UG/L	ND	ND	ND	ND	ND	ND	ND	ND	ND	ND	ND	ND	ND
3,3-Dichlorobenzidine	2.44	UG/L	ND	ND	ND	ND	ND	ND	ND	ND	ND	ND	ND	ND	ND
2,4-Dinitrotoluene	1.36	UG/L	ND	ND	ND	ND	ND	ND	ND	ND	ND	ND	ND	ND	ND
2,6-Dinitrotoluene	1.53	UG/L	ND	ND	ND	ND	ND	ND	ND	ND	ND	ND	ND	ND	ND
1,2-Diphenylhydrazine	1.37	UG/L	ND	ND	ND	ND	ND	ND	ND	ND	ND	ND	ND	ND	ND
Fluoranthene	1.33	UG/L	ND	ND	ND	ND	ND	ND	ND	ND	ND	ND	ND	ND	ND
Fluorene	1.61	UG/L	ND	ND	ND	ND	ND	ND	ND	ND	ND	ND	ND	ND	ND
Hexachlorobenzene	1.48	UG/L	ND	ND	ND	ND	ND	ND	ND	ND	ND	ND	ND	ND	ND
Hexachlorobutadiene	1.64	UG/L	ND	ND	ND	ND	ND	ND	ND	ND	ND	ND	ND	ND	ND
Hexachlorocyclopentadiene	1.25	UG/L	ND	ND	ND	ND	ND	ND	ND	ND	ND	ND	ND	ND	ND
Hexachloroethane	1.32	UG/L	ND	ND	ND	ND	ND	ND	ND	ND	ND	ND	ND	ND	ND
Indeno(1,2,3-CD)pyrene	1.14	UG/L	ND	ND	ND	ND	ND	ND	ND	ND	ND	ND	ND	ND	ND
Isophorone	1.53	UG/L	ND	ND	ND	ND	ND	ND	ND	ND	ND	ND	ND	ND	ND
Naphthalene	1.65	UG/L	ND	ND	ND	ND	ND	ND	ND	ND	ND	ND	ND	ND	ND
Nitrobenzene	1.6	UG/L	ND	ND	ND	ND	ND	ND	ND	ND	ND	ND	ND	ND	ND
N-nitrosodimethylamine	1.27	UG/L	ND	ND	ND	ND	ND	ND	ND	ND	ND	ND	ND	ND	ND
N-nitrosodi-n-propylamine	1.16	UG/L	ND	ND	ND	ND	ND	ND	ND	ND	ND	ND	ND	ND	ND
N-nitrosodiphenylamine	3.48	UG/L	ND	ND	ND	ND	ND	ND#	ND	ND	ND	ND	ND	ND	ND
Phenanthrene	1.34	UG/L	ND	ND	ND	ND	ND	ND	ND	ND	ND	ND	ND	ND	ND
Pyrene	1.43	UG/L	ND	ND	ND	ND	ND	ND	ND	ND	ND	ND	ND	ND	ND
1,2,4-Trichlorobenzene	1.52	UG/L	ND	ND	ND	ND	ND	ND	ND	ND	ND	ND	ND	ND	ND
Polynuc. Aromatic Hydrocarbons	1.77	UG/L	0.0	0.0	0.0	0.0	0.0	0.0	0.0	0.0	0.0	0.0	0.0	0.0	0.0
Base/Neutral Compounds	8.96	UG/L	7.9	5.2	4.9	4.1	4.0	5.2	5.4	5.0	5.4	4.5	5.1	4.2	5.1

Additional Analytes Determined;

Benzo[e]pyrene	1.44	UG/L	ND*	ND	ND	ND	ND	ND	ND	ND	ND	ND	ND	ND	ND
Biphenyl	2.29	UG/L	ND	ND	ND	ND	ND	ND	ND	ND	ND	ND	ND	ND	ND
2,6-Dimethylnaphthalene	2.16	UG/L	ND	ND	ND	ND	ND	ND	ND	ND	ND	ND	ND	ND	ND
1-Methylnaphthalene	2.18	UG/L	ND	ND	ND	ND	ND	ND	ND	ND	ND	ND	ND	ND	ND
1-Methylphenanthrene	1.46	UG/L	ND	ND	ND	ND	ND	ND	ND	ND	ND	ND	ND	ND	ND
2-Methylnaphthalene	2.14	UG/L	ND	ND	ND	ND	ND	ND	ND	ND	ND	ND	ND	ND	ND
2,3,5-Trimethylnaphthalene	2.18	UG/L	ND	ND	ND	ND	ND	ND	ND	ND	ND	ND	ND	ND	ND
Perylene	1.41	UG/L	ND^	ND	ND	ND	ND	ND	ND	ND	ND	ND	ND	ND	ND

* = The value of 103ug/L and 148ug/L for the spike and check sample respectively in this batch were above the acceptance range of 45.8-90.8ug/L for the spike and 89.2ug/L-143ug/L for the check.

^ = The value of 98.6ug/L and 137ug/L for the spike and check sample respectively in this batch were above the acceptance range of 44.1-87.3ug/L for the spike and 82.2ug/L-135ug/L for the check.

#= The Result value of 67.5UG/L for the check was below acceptance range of 72-108UG/L and the value of 119UG/L for the spike was above the acceptance range of 78.3-110 therefore data was not included in summation.

nd=not detected; NS=not sampled; NA=not analyzed

POINT LOMA WASTEWATER TREATMENT PLANT
SEWAGE ANNUAL Priority Pollutants Base/Neutrals

2013 Annual

Source Month Analyte	MDL	Units	PLR	PLR	PLR	PLR	PLR	PLR	PLR	PLR	PLR	PLR	PLR	PLR	PLR
			JAN	FEB	MAR	APR	MAY	JUN	JUL	AUG	SEP	OCT	NOV	DEC	Average
			Avg	Avg	Avg	Avg	Avg	Avg	Avg	Avg	Avg	Avg	Avg	Avg	Avg
Acenaphthene	1.8	UG/L	ND	ND	ND	ND	ND	ND	ND	ND	ND	ND	ND	ND	ND
Acenaphthylene	1.77	UG/L	ND	ND	ND	ND	ND	ND	ND	ND	ND	ND	ND	ND	ND
Anthracene	1.29	UG/L	ND	ND	ND	ND	ND	ND	ND	ND	ND	ND	ND	ND	ND
Benzidine	1.52	UG/L	ND	ND	ND	ND	ND	ND	ND	ND	ND	ND	ND	ND	ND
Benzo[a]anthracene	1.1	UG/L	ND	ND	ND	ND	ND	ND	ND	ND	ND	ND	ND	ND	ND
3,4-Benzo(b)fluoranthene	1.35	UG/L	ND*	ND	ND	ND	ND	ND	ND	ND	ND	ND	ND	ND	ND
Benzo[k]fluoranthene	1.49	UG/L	ND	ND	ND	ND	ND	ND	ND	ND	ND	ND	ND	ND	ND
Benzo[a]pyrene	1.25	UG/L	ND	ND	ND	ND	ND	ND	ND	ND	ND	ND	ND	ND	ND
Benzo[g,h,i]perylene	1.09	UG/L	ND	ND	ND	ND	ND	ND	ND	ND	ND	ND	ND	ND	ND
4-Bromophenyl phenyl ether	1.4	UG/L	ND	ND	ND	ND	ND	ND	ND	ND	ND	ND	ND	ND	ND
Bis-(2-chloroethoxy) methane	1.01	UG/L	ND	ND	ND	ND	ND	ND	ND	ND	ND	ND	ND	ND	ND
Bis-(2-chloroethyl) ether	1.38	UG/L	ND	ND	ND	ND	ND	ND	ND	ND	ND	ND	ND	ND	ND
Bis-(2-chloroisopropyl) ether	1.16	UG/L	ND	ND	ND	ND	ND	ND	ND	ND	ND	ND	ND	ND	ND
4-Chlorophenyl phenyl ether	1.57	UG/L	ND	ND	ND	ND	ND	ND	ND	ND	ND	ND	ND	ND	ND
2-Chloronaphthalene	1.87	UG/L	ND	ND	ND	ND	ND	ND	ND	ND	ND	ND	ND	ND	ND
Chrysene	1.16	UG/L	ND	ND	ND	ND	ND	ND	ND	ND	ND	ND	ND	ND	ND
Dibenzo(a,h)anthracene	1.01	UG/L	ND	ND	ND	ND	ND	ND	ND	ND	ND	ND	ND	ND	ND
Butyl benzyl phthalate	2.84	UG/L	ND	ND	ND	ND	ND	ND	ND	ND	ND	ND	ND	3.7	0.3
Di-n-butyl phthalate	3.96	UG/L	ND	ND	ND	ND	ND	ND	ND	ND	ND	ND	ND	ND	ND
Bis-(2-ethylhexyl) phthalate	8.96	UG/L	ND	ND	12.3	ND	29.7	9.63	ND	ND	12.1	11.1	16.8	30.0	10.1
Diethyl phthalate	3.05	UG/L	3.4	4.7	4.1	4.5	3.6	4.3	3.8	4.1	5.5	4.2	5.1	3.5	4.2
Dimethyl phthalate	1.44	UG/L	ND	ND	ND	ND	ND	ND	ND	ND	ND	ND	ND	ND	ND
Di-n-octyl phthalate	1	UG/L	ND	ND	ND	ND	ND	ND	ND	ND	ND	ND	ND	ND	ND
3,3-Dichlorobenzidine	2.44	UG/L	ND	ND	ND	ND	ND	ND	ND	ND	ND	ND	ND	ND	ND
2,4-Dinitrotoluene	1.36	UG/L	ND	ND	ND	ND	ND	ND	ND	ND	ND	ND	ND	ND	ND
2,6-Dinitrotoluene	1.53	UG/L	ND	ND	ND	ND	ND	ND	ND	ND	ND	ND	ND	ND	ND
1,2-Diphenylhydrazine	1.37	UG/L	ND	ND	ND	ND	ND	ND	ND	ND	ND	ND	ND	ND	ND
Fluoranthene	1.33	UG/L	ND	ND	ND	ND	ND	ND	ND	ND	ND	ND	ND	ND	ND
Fluorene	1.61	UG/L	ND	ND	ND	ND	ND	ND	ND	ND	ND	ND	ND	ND	ND
Hexachlorobenzene	1.48	UG/L	ND	ND	ND	ND	ND	ND	ND	ND	ND	ND	ND	ND	ND
Hexachlorobutadiene	1.64	UG/L	ND	ND	ND	ND	ND	ND	ND	ND	ND	ND	ND	ND	ND
Hexachlorocyclopentadiene	1.25	UG/L	ND	ND	ND	ND	ND	ND	ND	ND	ND	ND	ND	ND	ND
Hexachloroethane	1.32	UG/L	ND	ND	ND	ND	ND	ND	ND	ND	ND	ND	ND	ND	ND
Indeno(1,2,3-CD)pyrene	1.14	UG/L	ND	ND	ND	ND	ND	ND	ND	ND	ND	ND	ND	ND	ND
Isophorone	1.53	UG/L	ND	ND	ND	ND	ND	ND	ND	ND	ND	ND	ND	ND	ND
Naphthalene	1.65	UG/L	ND	ND	ND	ND	ND	ND	ND	ND	ND	ND	ND	ND	ND
Nitrobenzene	1.6	UG/L	ND	ND	ND	ND	ND	ND	ND	ND	ND	ND	ND	ND	ND
N-nitrosodimethylamine	1.27	UG/L	ND	ND	ND	ND	ND	ND	ND	ND	ND	ND	ND	ND	ND
N-nitrosodi-n-propylamine	1.16	UG/L	ND	ND	ND	ND	ND	ND	ND	ND	ND	ND	ND	ND	ND
N-nitrosodiphenylamine	3.48	UG/L	ND	ND	ND	ND	ND	ND#	ND	ND	ND	ND	ND	ND	ND
Phenanthrene	1.34	UG/L	ND	ND	ND	ND	ND	ND	ND	ND	ND	ND	ND	ND	ND
Pyrene	1.43	UG/L	ND	ND	ND	ND	ND	ND	ND	ND	ND	ND	ND	ND	ND
1,2,4-Trichlorobenzene	1.52	UG/L	ND	ND	ND	ND	ND	ND	ND	ND	ND	ND	ND	ND	ND
Polynuc. Aromatic Hydrocarbons	1.77	UG/L	0.0	0.0	0.0	0.0	0.0	0.0	0.0	0.0	0.0	0.0	0.0	0.0	0.0
Base/Neutral Compounds	8.96	UG/L	3.4	4.7	16.4	4.5	33.3	13.9	3.8	4.1	17.6	15.3	21.9	37.2	14.7

Additional Analytes Determined;

Benzo[e]pyrene	1.44	UG/L	ND*	ND	ND	ND	ND	ND	ND	ND	ND	ND	ND	ND	ND
Biphenyl	2.29	UG/L	ND	ND	ND	ND	ND	ND	ND	ND	ND	ND	ND	ND	ND
2,6-Dimethylnaphthalene	2.16	UG/L	ND	ND	ND	ND	ND	ND	ND	ND	ND	ND	ND	ND	ND
1-Methylnaphthalene	2.18	UG/L	ND	ND	ND	ND	ND	ND	ND	ND	ND	ND	ND	ND	ND
1-Methylphenanthrene	1.46	UG/L	ND	ND	ND	ND	ND	ND	ND	ND	ND	ND	ND	ND	ND
2-Methylnaphthalene	2.14	UG/L	ND	ND	ND	ND	ND	ND	ND	ND	ND	ND	ND	ND	ND
2,3,5-Trimethylnaphthalene	2.18	UG/L	ND	ND	ND	ND	ND	ND	ND	ND	ND	ND	ND	ND	ND
Perylene	1.41	UG/L	ND^	ND	ND	ND	ND	ND	ND	ND	ND	ND	ND	ND	ND

* = The value of 103ug/L and 148ug/L for the spike and check sample respectively in this batch were above the acceptance range of 45.8-90.8ug/L for the spike and 89.2ug/L-143ug/L for the check.

^ = The value of 98.6ug/L and 137ug/L for the spike and check sample respectively in this batch were above the acceptance range of 44.1-87.3ug/L for the spike and 82.2ug/L-135ug/L for the check.

#= The Result value of 67.5UG/L for the check was below acceptance range of 72-108UG/L and the value of 119UG/L for the spike was above the acceptance range of 78.3-110 therefore data was not included in summation.

nd=not detected; NS=not sampled; NA=not analyzed

POINT LOMA WASTEWATER TREATMENT PLANT
SEWAGE ANNUAL Priority Pollutants Purgeables

2013 Annual

Source Month Analyte	MDL	Units	PLE	PLE	PLE	PLE	PLE	PLE	PLE	PLE	PLE	PLE	PLE	PLE	PLE
			JAN Avg	FEB Avg	MAR Avg	APR Avg	MAY Avg	JUN Avg	JUL Avg	AUG Avg	SEP Avg	OCT Avg	NOV Avg	DEC Avg	Average
Acrolein	1.3	UG/L	ND	ND	ND	ND	ND	ND	ND	ND	ND	ND	ND	ND	ND
Acrylonitrile	.7	UG/L	ND	ND	ND	ND	ND	ND	ND	ND	ND	ND	ND	ND	ND
Benzene	.4	UG/L	ND	ND	ND	ND	ND	ND	ND	ND	ND	ND	ND	ND	ND
Bromodichloromethane	.5	UG/L	1.3	ND	1.1	ND	DNQ0.5	ND	ND	DNQ0.5	ND	DNQ0.9	DNQ0.8	ND	DNQ0.4
Bromoform	.5	UG/L	ND	ND	ND	ND	ND	ND	ND	ND	ND	ND	ND	ND	ND
Bromomethane	.7	UG/L	1.5	ND	ND	ND	ND	ND	0.9	1.7	1.2	2.3	1.8	1.5	0.9
Carbon tetrachloride	.4	UG/L	ND	ND	ND	ND	ND	ND	ND	ND	ND	ND	ND	ND	ND
Chlorobenzene	.4	UG/L	<0.4	ND	ND	ND	ND	ND	ND	ND	ND	DNQ0.7	DNQ0.4	ND	DNQ0.1
Chloroethane	.9	UG/L	2.0	ND	ND	ND	ND	ND	1.6	2.5	2.3	4.5	2.2	3.1	1.5
Chloroform	.2	UG/L	6.7	5.6	6.2	3.2	5.9	4.8	5.5	7.8	5.8	10.8	6.8	9.0	6.5
Chloromethane	.5	UG/L	20.0	4.6	5.6	1.9	4.9	5.0	12.4	19.9	20.3	45.0	18.2	30.2	15.7
Dibromochloromethane	.6	UG/L	1.0	ND	ND	ND	ND	ND	ND	ND	ND	ND	ND	ND	0.1
1,2-Dichlorobenzene	.4	UG/L	ND	ND	ND	ND	ND	ND	ND	ND	ND	ND	ND	ND	ND
1,3-Dichlorobenzene	.5	UG/L	ND	ND	ND	ND	ND	ND	ND	ND	ND	ND	ND	ND	ND
1,4-Dichlorobenzene	.4	UG/L	ND	ND	DNQ0.6	ND	ND	ND	ND	ND	DNQ0.5	<0.4	ND	ND	0.1
Dichlorodifluoromethane	.66	UG/L	ND	ND	ND	ND	ND	ND	ND	ND	ND	ND	ND	ND	ND
1,1-Dichloroethane	.4	UG/L	ND	ND	ND	ND	ND	ND	ND	ND	ND	ND	ND	ND	ND
1,2-Dichloroethane	.5	UG/L	ND	ND	ND	ND	ND	ND	ND	ND	ND	ND	ND	ND	ND
1,1-Dichloroethene	.4	UG/L	ND	ND	ND	ND	ND	ND	ND	ND	ND	ND	ND	ND	ND
trans-1,2-dichloroethene	.6	UG/L	ND	ND	ND	ND	ND	ND	ND	ND	ND	ND	ND	ND	ND
1,2-Dichloropropane	.3	UG/L	ND	ND	ND	ND	ND	ND	ND	ND	ND	ND	ND	ND	ND
cis-1,3-dichloropropene	.3	UG/L	ND	ND	ND	ND	ND	ND	ND	ND	ND	ND	ND	ND	ND
trans-1,3-dichloropropene	.5	UG/L	ND	ND	ND	ND	ND	ND	ND	ND	ND	ND	ND	ND	ND
Ethylbenzene	.3	UG/L	ND	ND	ND	ND	ND	ND	ND	ND	ND	ND	ND	1.5	0.1
Methylene chloride	.3	UG/L	0.9	1.4	ND	DNQ1.0	1.5	DNQ0.7	DNQ1.0	2.3	1.7	1.5	1.2	DNQ0.6	DNQ1.2
1,1,2,2-Tetrachloroethane	.5	UG/L	ND	ND	ND	ND	ND	ND	ND	ND	ND	ND	ND	ND	ND
Tetrachloroethene	1.1	UG/L	ND	ND	ND	ND	ND	ND	ND	ND	ND	ND	ND	ND	ND
Toluene	.4	UG/L	1.1	DNQ1.0	1.5	DNQ1.0	DNQ0.9	DNQ0.8	DNQ0.5	DNQ0.9	1.7	1.4	2.5	2.1	DNQ1.3
1,1,1-Trichloroethane	.4	UG/L	ND	ND	ND	ND	ND	ND	ND	ND	ND	ND	ND	ND	ND
1,1,2-Trichloroethane	.5	UG/L	ND	ND	ND	ND	ND	ND	ND	ND	ND	ND	ND	ND	ND
Trichloroethene	.7	UG/L	ND	ND	ND	ND	ND	ND	ND	ND	ND	ND	ND	ND	ND
Trichlorofluoromethane	.3	UG/L	ND	ND	ND	ND	ND	ND	ND	ND	ND	ND	ND	ND	ND
Vinyl chloride	.4	UG/L	ND	ND	ND	ND	ND	ND	ND	ND	ND	ND	ND	ND	ND
Halomethane Purgeable Cmpnds	.7	UG/L	21.5	4.6	5.6	1.9	4.9	5.0	13.3	21.6	21.5	47.3	20.0	31.7	16.6
Dichlorobenzenes	.5	UG/L	0.0	0.0	0.0	0.0	0.0	0.0	0.0	0.0	0.0	0.0	0.0	0.0	0.0
Total Chloromethanes	.5	UG/L	27.6	11.6	11.8	6.1	12.3	10.5	18.9	30.0	27.8	57.3	26.2	39.8	23.3
Purgeable Compounds	1.3	UG/L	34.5	12.6	15.0	7.1	13.7	11.3	21.9	35.6	33.5	67.1	33.9	48.0	27.9

Additional Analytes Determined;

Acetone	4.5	UG/L	3140	612	334	433	558	611	492	500	333	609	447	1150	768
Allyl chloride	.6	UG/L	ND	ND	ND	ND	ND	ND	ND	ND	ND	ND	ND	ND	ND
Benzyl chloride	1.1	UG/L	ND	ND	ND	ND	ND	ND	ND	ND	ND	DNQ1.8	DNQ1.2	ND	DNQ0.3
2-Butanone	6.3	UG/L	12.1	DNQ9.3	DNQ6.8	DNQ8.6	DNQ6.5	ND	10.3	DNQ8.9	<6.3	ND	ND	ND	5.2
Carbon disulfide	.6	UG/L	2.5	2.1	1.5	2.0	1.7	2.3	2.5	3.1	3.0	3.5	2.6	3.6	2.5
Chloroprene	.4	UG/L	ND	ND	ND	ND	ND	ND	ND	ND	ND	ND	ND	ND	ND
1,2-Dibromoethane	.3	UG/L	ND	ND	ND	ND	ND	ND	ND	ND	ND	ND	ND	ND	ND
Isopropylbenzene	.3	UG/L	ND	ND	ND	ND	ND	ND	ND	ND	ND	ND	ND	ND	ND
Methyl Iodide	.6	UG/L	ND	ND	ND	ND	ND	ND	ND	ND	ND	ND	ND	ND	ND
Methyl methacrylate	.8	UG/L	ND	ND	ND	ND	ND	ND	ND	ND	ND	ND	ND	ND	ND
Methyl tert-butyl ether	.4	UG/L	0.9	DNQ1.0	DNQ0.9	DNQ0.9	DNQ0.5	DNQ0.5	DNQ0.7	DNQ0.4	DNQ0.5	DNQ0.4	DNQ0.4	ND	DNQ0.6
2-Nitropropane	12	UG/L	ND	ND	ND	ND	ND	ND	ND	ND	ND	ND	ND	ND	ND
ortho-xylene	.4	UG/L	ND	ND	ND	ND	ND	ND	ND	ND	ND	ND	ND	ND	ND
Styrene	.3	UG/L	ND	ND	ND	ND	ND	ND	ND	ND	ND	ND	ND	ND	ND
1,2,4-Trichlorobenzene	1.52	UG/L	ND	ND	ND	ND	ND	ND	ND	ND	ND	ND	ND	ND	ND
meta,para xylenes	.6	UG/L	ND	ND	ND	ND	ND	ND	ND	ND	ND	ND	ND	ND	ND
2-Chloroethylvinyl ether	1.1	UG/L	ND	ND	ND	ND	ND	ND	ND	ND	ND	ND	ND	ND	ND
4-Methyl-2-pentanone	1.3	UG/L	ND	ND	ND	ND	ND	ND	ND	ND	ND	ND	ND	ND	ND

DNQ= Detected but not quantified. Sample result is less than Minimum Level but greater than or equal to MDL.

nd=not detected; NS=not sampled; NA=not analyzed

POINT LOMA WASTEWATER TREATMENT PLANT
SEWAGE ANNUAL Priority Pollutants Purgeables

2013 Annual

Source Month Analyte	MDL	Units	PLR	PLR	PLR	PLR	PLR	PLR	PLR	PLR	PLR	PLR	PLR	PLR	PLR
			JAN Avg	FEB Avg	MAR Avg	APR Avg	MAY Avg	JUN Avg	JUL Avg	AUG Avg	SEP Avg	OCT Avg	NOV Avg	DEC Avg	Average
Acrolein	1.3	UG/L	ND	ND	ND	ND	ND	ND	ND	ND	ND	ND	ND	ND	ND
Acrylonitrile	.7	UG/L	ND	ND	ND	ND	ND	ND	ND	ND	ND	ND	ND	ND	ND
Benzene	.4	UG/L	ND	ND	ND	ND	ND	ND	ND	ND	ND	ND	ND	ND	ND
Bromodichloromethane	.5	UG/L	ND	ND	ND	ND	ND	ND	ND	ND	ND	ND	ND	ND	ND
Bromoform	.5	UG/L	ND	ND	ND	ND	ND	ND	ND	ND	ND	ND	ND	ND	ND
Bromomethane	.7	UG/L	ND	ND	ND	ND	ND	ND	ND	ND	ND	ND	ND	ND	ND
Carbon tetrachloride	.4	UG/L	ND	ND	ND	ND	ND	ND	ND	ND	ND	ND	ND	ND	ND
Chlorobenzene	.4	UG/L	ND	ND	ND	ND	ND	ND	ND	ND	ND	ND	ND	ND	ND
Chloroethane	.9	UG/L	ND	ND	ND	ND	ND	ND	ND	ND	ND	ND	ND	ND	ND
Chloroform	.2	UG/L	2.6	2.1	2.1	2.2	2.1	1.7	7.4	2.3	2.6	2.1	2.4	2.8	2.7
Chloromethane	.5	UG/L	ND	ND	ND	ND	ND	ND	ND	ND	ND	ND	ND	ND	ND
Dibromochloromethane	.6	UG/L	ND	ND	ND	ND	ND	ND	ND	ND	ND	ND	ND	ND	ND
1,2-Dichlorobenzene	.4	UG/L	ND	ND	ND	ND	ND	ND	ND	ND	ND	ND	ND	ND	ND
1,3-Dichlorobenzene	.5	UG/L	ND	ND	ND	ND	ND	ND	ND	ND	ND	ND	ND	ND	ND
1,4-Dichlorobenzene	.4	UG/L	ND	ND	1.1	DNQ0.6	ND	ND	ND	ND	ND	ND	ND	ND	0.1
Dichlorodifluoromethane	.66	UG/L	ND	ND	ND	ND	ND	ND	ND	ND	ND	ND	ND	ND	ND
1,1-Dichloroethane	.4	UG/L	ND	ND	ND	ND	ND	ND	ND	ND	ND	ND	ND	ND	ND
1,2-Dichloroethane	.5	UG/L	ND	ND	ND	ND	ND	ND	ND	ND	ND	ND	ND	ND	ND
1,1-Dichloroethene	.4	UG/L	ND	ND	ND	ND	ND	ND	ND	ND	ND	ND	ND	ND	ND
trans-1,2-dichloroethene	.6	UG/L	ND	ND	ND	ND	ND	ND	ND	ND	ND	ND	ND	ND	ND
1,2-Dichloropropane	.3	UG/L	ND	ND	ND	ND	ND	ND	ND	ND	ND	ND	ND	ND	ND
cis-1,3-dichloropropene	.3	UG/L	ND	ND	ND	ND	ND	ND	ND	ND	ND	ND	ND	ND	ND
trans-1,3-dichloropropene	.5	UG/L	ND	ND	ND	ND	ND	ND	ND	ND	ND	ND	ND	ND	ND
Ethylbenzene	.3	UG/L	ND	DNQ0.5	DNQ0.3	DNQ0.6	DNQ0.8	ND	ND	DNQ0.8	ND	ND	DNQ0.8	DNQ0.3	DNQ0.3
Methylene chloride	.3	UG/L	0.4	ND	ND	ND	1.2	DNQ0.7	ND	1.1	1.3	1.1	2.5	ND	0.7
1,1,2,2-Tetrachloroethane	.5	UG/L	ND	ND	ND	ND	ND	ND	ND	ND	ND	ND	ND	ND	ND
Tetrachloroethene	1.1	UG/L	ND	ND	ND	ND	ND	ND	ND	ND	ND	ND	ND	ND	ND
Toluene	.4	UG/L	0.7	DNQ0.8	1.3	DNQ0.9	DNQ0.6	DNQ0.5	ND	DNQ0.7	DNQ0.8	DNQ0.5	DNQ0.6	DNQ0.9	DNQ0.7
1,1,1-Trichloroethane	.4	UG/L	ND	ND	ND	ND	ND	ND	ND	ND	ND	ND	ND	ND	ND
1,1,2-Trichloroethane	.5	UG/L	ND	ND	ND	ND	ND	ND	ND	ND	ND	ND	ND	ND	ND
Trichloroethene	.7	UG/L	ND	ND	ND	ND	ND	ND	ND	ND	ND	ND	ND	ND	ND
Trichlorofluoromethane	.3	UG/L	ND	ND	ND	ND	ND	ND	ND	ND	ND	ND	ND	ND	ND
Vinyl chloride	.4	UG/L	ND	ND	ND	ND	ND	ND	ND	ND	ND	ND	ND	ND	ND
Halomethane Purgeable Cmpnds	.7	UG/L	0.0	0.0	0.0	0.0	0.0	0.0	0.0	0.0	0.0	0.0	0.0	0.0	0.0
Dichlorobenzenes	.5	UG/L	0.0	0.0	0.0	0.0	0.0	0.0	0.0	0.0	0.0	0.0	0.0	0.0	0.0
Total Chloromethanes	.5	UG/L	3.0	2.1	2.1	2.2	3.3	2.4	7.4	3.4	3.9	3.2	4.9	2.8	3.4
Purgeable Compounds	1.3	UG/L	3.7	3.4	4.8	4.3	4.7	2.9	7.4	4.9	4.7	3.7	6.3	4.0	4.6

Additional Analytes Determined;

Acetone	4.5	UG/L	2980	353	310	492	534	543	582	1690	252	430	704	4700	1131
Allyl chloride	.6	UG/L	ND	ND	ND	ND	ND	ND	ND	ND	ND	ND	ND	ND	ND
Benzyl chloride	1.1	UG/L	ND	ND	ND	ND	ND	ND	ND	ND	ND	ND	ND	ND	ND
2-Butanone	6.3	UG/L	11.8	DNQ6.4	ND	DNQ7.0	10.8	ND	11.7	DNQ6.8	ND	ND	ND	ND	DNQ4.5
Carbon disulfide	.6	UG/L	1.9	1.1	1.0	1.3	1.4	1.8	1.7	1.7	1.6	1.9	2.2	1.9	1.6
Chloroprene	.4	UG/L	ND	ND	ND	ND	ND	ND	ND	ND	ND	ND	ND	ND	ND
1,2-Dibromoethane	.3	UG/L	ND	ND	ND	ND	ND	ND	ND	ND	ND	ND	ND	ND	ND
Isopropylbenzene	.3	UG/L	ND	ND	ND	ND	ND	ND	ND	ND	ND	ND	ND	ND	ND
Methyl Iodide	.6	UG/L	ND	ND	ND	ND	ND	ND	ND	ND	ND	ND	ND	ND	ND
Methyl methacrylate	.8	UG/L	ND	ND	ND	ND	ND	ND	ND	ND	ND	ND	ND	ND	ND
Methyl tert-butyl ether	.4	UG/L	1.1	2.4	1.1	1.3	DNQ0.9	DNQ0.5	ND	DNQ1.0	DNQ0.5	DNQ0.7	ND	ND	DNQ0.8
2-Nitropropane	12	UG/L	ND	ND	ND	ND	ND	ND	ND	ND	ND	ND	ND	ND	ND
ortho-xylene	.4	UG/L	ND	ND	ND	ND	DNQ0.5	ND	ND	ND	ND	ND	ND	ND	0.0
Styrene	.3	UG/L	0.4	DNQ0.7	DNQ0.6	ND	ND	ND	ND	DNQ0.4	ND	ND	DNQ0.4	ND	DNQ0.2
1,2,4-Trichlorobenzene	1.52	UG/L	ND	ND	ND	ND	ND	ND	ND	ND	ND	ND	ND	ND	ND
meta,para xylenes	.6	UG/L	ND	ND	ND	ND	DNQ1.2	ND	ND	ND	ND	ND	ND	ND	DNQ0.1
2-Chloroethylvinyl ether	1.1	UG/L	ND	ND	ND	ND	ND	ND	ND	ND	ND	ND	ND	ND	ND
4-Methyl-2-pentanone	1.3	UG/L	ND	ND	ND	ND	ND	ND	ND	ND	ND	ND	ND	ND	ND

DNQ= Detected but not quantified. Sample result is less than Minimum Level but greater than or equal to MDL.

nd=not detected; NS=not sampled; NA=not analyzed

POINT LOMA WASTEWATER TREATMENT
EFFLUENT
Dioxin and Furan Analysis

ANALYZED BY: Frontier Analytical Laboratories

2013 Annual

Source Month Analyte	MDL	Units	PLE JAN P645113	PLE FEB P649601	PLE MAR P654243	PLE APR P657814	PLE MAY P661078	PLE JUN P664283	PLE JUL P667056	PLE AUG P671076
2,3,7,8-tetra CDD	.26	PG/L	ND	ND	ND	ND	ND	ND	ND	ND
1,2,3,7,8-penta CDD	.277	PG/L	ND	ND	ND	ND	ND	ND	ND	ND
1,2,3,4,7,8_hexa_CDD	.482	PG/L	ND	ND	ND	ND	ND	ND	ND	ND
1,2,3,6,7,8-hexa CDD	.484	PG/L	ND	ND	ND	ND	ND	ND	ND	ND
1,2,3,7,8,9-hexa CDD	.479	PG/L	ND	ND	ND	ND	ND	ND	ND	ND
1,2,3,4,6,7,8-hepta CDD	.53	PG/L	DNQ4.15	DNQ3.74	DNQ2.84	DNQ5.50	DNQ4.22	DNQ1.84	DNQ4.33	DNQ2.79
octa CDD	1.4	PG/L	DNQ31.0	DNQ27.0	DNQ26.0	DNQ36.0	DNQ23.0	DNQ16.0	DNQ29.0	DNQ17.0
2,3,7,8-tetra CDF	.257	PG/L	ND	ND	ND	ND	ND	ND	ND	ND
1,2,3,7,8-penta CDF	.335	PG/L	ND	ND	ND	ND	ND	ND	ND	ND
2,3,4,7,8-penta CDF	.34	PG/L	ND	ND	ND	ND	ND	ND	ND	ND
1,2,3,4,7,8-hexa CDF	.284	PG/L	ND	ND	ND	ND	ND	ND	ND	ND
1,2,3,6,7,8-hexa CDF	.281	PG/L	ND	ND	ND	ND	ND	ND	ND	ND
1,2,3,7,8,9-hexa CDF	.348	PG/L	ND	ND	ND	ND	ND	ND	ND	ND
2,3,4,6,7,8-hexa CDF	.294	PG/L	ND	ND	ND	ND	ND	ND	ND	ND
1,2,3,4,6,7,8-hepta CDF	.295	PG/L	ND	ND	ND	ND	ND	ND	ND	ND
1,2,3,4,7,8,9-hepta CDF	.397	PG/L	ND	ND	ND	ND	ND	ND	ND	ND
octa CDF	.738	PG/L	ND	ND	ND	ND	ND	ND	ND	ND

Source Month Analyte	MDL	Units	PLE SEP P674472	PLE OCT P677625	PLE NOV P683396	PLE DEC P686359
2,3,7,8-tetra CDD	.26	PG/L	ND	ND	ND	ND
1,2,3,7,8-penta CDD	.277	PG/L	ND	ND	ND	ND
1,2,3,4,7,8_hexa_CDD	.482	PG/L	ND	ND	ND	ND
1,2,3,6,7,8-hexa CDD	.484	PG/L	ND	ND	ND	ND
1,2,3,7,8,9-hexa CDD	.479	PG/L	ND	ND	ND	ND
1,2,3,4,6,7,8-hepta CDD	.53	PG/L	DNQ1.95	DNQ2.33	DNQ2.95	DNQ3.66
octa CDD	1.4	PG/L	DNQ15.0	DNQ14.0	DNQ23.0	DNQ26.0
2,3,7,8-tetra CDF	.257	PG/L	ND	ND	ND	ND
1,2,3,7,8-penta CDF	.335	PG/L	ND	ND	ND	ND
2,3,4,7,8-penta CDF	.34	PG/L	ND	ND	ND	ND
1,2,3,4,7,8-hexa CDF	.284	PG/L	ND	ND	ND	ND
1,2,3,6,7,8-hexa CDF	.281	PG/L	DNQ0.485	ND	ND	ND
1,2,3,7,8,9-hexa CDF	.348	PG/L	ND	ND	ND	ND
2,3,4,6,7,8-hexa CDF	.294	PG/L	ND	ND	ND	ND
1,2,3,4,6,7,8-hepta CDF	.295	PG/L	ND	ND	ND	ND
1,2,3,4,7,8,9-hepta CDF	.397	PG/L	ND	ND	ND	ND
octa CDF	.738	PG/L	ND	ND	ND	ND

Above are permit required CDD/CDF isomers.

DNQ= Detected but not quantified. Sample result is less than Minimum Level but greater than or equal to MDL.

nd= not detected, NA= not analyzed, NS= not sampled

POINT LOMA WASTEWATER TREATMENT
EFFLUENT
Dioxin and Furan Analysis

ANALYZED BY: Frontier Analytical Laboratories

2013 Annual

Source				PLE	PLE	PLE	PLE	PLE	PLE	PLE	PLE
Month				TCDD	TCDD	TCDD	TCDD	TCDD	TCDD	TCDD	TCDD
Analyte	MDL	Units	Equiv	JAN	FEB	MAR	APR	MAY	JUN	JUL	AUG
				P645113	P649601	P654243	P657814	P661078	P664283	P667056	P671076
2,3,7,8-tetra CDD	.26	PG/L	1.000	ND	ND	ND	ND	ND	ND	ND	ND
1,2,3,7,8-penta CDD	.277	PG/L	0.500	ND	ND	ND	ND	ND	ND	ND	ND
1,2,3,4,7,8_hexa_CDD	.482	PG/L	0.100	ND	ND	ND	ND	ND	ND	ND	ND
1,2,3,6,7,8-hexa CDD	.484	PG/L	0.100	ND	ND	ND	ND	ND	ND	ND	ND
1,2,3,7,8,9-hexa CDD	.479	PG/L	0.100	ND	ND	ND	ND	ND	ND	ND	ND
1,2,3,4,6,7,8-hepta CDD	.53	PG/L	0.010	DNQ0.042	DNQ0.037	DNQ0.028	DNQ0.055	DNQ0.042	DNQ0.018	DNQ0.043	DNQ0.028
octa CDD	1.4	PG/L	0.001	DNQ0.031	DNQ0.027	DNQ0.026	DNQ0.036	DNQ0.023	DNQ0.016	DNQ0.029	DNQ0.017
2,3,7,8-tetra CDF	.257	PG/L	0.100	ND	ND	ND	ND	ND	ND	ND	ND
1,2,3,7,8-penta CDF	.335	PG/L	0.050	ND	ND	ND	ND	ND	ND	ND	ND
2,3,4,7,8-penta CDF	.34	PG/L	0.500	ND	ND	ND	ND	ND	ND	ND	ND
1,2,3,4,7,8-hexa CDF	.284	PG/L	0.100	ND	ND	ND	ND	ND	ND	ND	ND
1,2,3,6,7,8-hexa CDF	.281	PG/L	0.100	ND	ND	ND	ND	ND	ND	ND	ND
1,2,3,7,8,9-hexa CDF	.348	PG/L	0.100	ND	ND	ND	ND	ND	ND	ND	ND
2,3,4,6,7,8-hexa CDF	.294	PG/L	0.100	ND	ND	ND	ND	ND	ND	ND	ND
1,2,3,4,6,7,8-hepta CDF	.295	PG/L	0.010	ND	ND	ND	ND	ND	ND	ND	ND
1,2,3,4,7,8,9-hepta CDF	.397	PG/L	0.010	ND	ND	ND	ND	ND	ND	ND	ND
octa CDF	.738	PG/L	0.001	ND	ND	ND	ND	ND	ND	ND	ND

Source				PLE	PLE	PLE	PLE
Month				TCDD	TCDD	TCDD	TCDD
Analyte	MDL	Units	Equiv	SEP	OCT	NOV	DEC
				P674472	P677625	P683396	P686359
2,3,7,8-tetra CDD	.26	PG/L	1.000	ND	ND	ND	ND
1,2,3,7,8-penta CDD	.277	PG/L	0.500	ND	ND	ND	ND
1,2,3,4,7,8_hexa_CDD	.482	PG/L	0.100	ND	ND	ND	ND
1,2,3,6,7,8-hexa CDD	.484	PG/L	0.100	ND	ND	ND	ND
1,2,3,7,8,9-hexa CDD	.479	PG/L	0.100	ND	ND	ND	ND
1,2,3,4,6,7,8-hepta CDD	.53	PG/L	0.010	DNQ0.020	DNQ0.023	DNQ0.030	DNQ0.037
octa CDD	1.4	PG/L	0.001	DNQ0.015	DNQ0.014	DNQ0.023	DNQ0.026
2,3,7,8-tetra CDF	.257	PG/L	0.100	ND	ND	ND	ND
1,2,3,7,8-penta CDF	.335	PG/L	0.050	ND	ND	ND	ND
2,3,4,7,8-penta CDF	.34	PG/L	0.500	ND	ND	ND	ND
1,2,3,4,7,8-hexa CDF	.284	PG/L	0.100	ND	ND	ND	ND
1,2,3,6,7,8-hexa CDF	.281	PG/L	0.100	DNQ0.049	ND	ND	ND
1,2,3,7,8,9-hexa CDF	.348	PG/L	0.100	ND	ND	ND	ND
2,3,4,6,7,8-hexa CDF	.294	PG/L	0.100	ND	ND	ND	ND
1,2,3,4,6,7,8-hepta CDF	.295	PG/L	0.010	ND	ND	ND	ND
1,2,3,4,7,8,9-hepta CDF	.397	PG/L	0.010	ND	ND	ND	ND
octa CDF	.738	PG/L	0.001	ND	ND	ND	ND

Above are permit required CDD/CDF isomers.

DNQ= Detected but not quantified. Sample result is less than Minimum Level but greater than or equal to MDL.

nd= not detected, NA= not analyzed, NS= not sampled

POINT LOMA WASTEWATER TREATMENT
EFFLUENT
Dioxin and Furan Analysis

ANALYZED BY: Frontier Analytical Laboratories

2013 Annual

Source Month	MDL	Units	PLR JAN P645116	PLR FEB P649607	PLR MAR P654246	PLR APR P657817	PLR MAY P661084	PLR JUN P664286	PLR JUL P667059	PLR AUG P671082	PLR SEP P674475
2,3,7,8-tetra CDD	.26	PG/L	ND	ND	ND	ND	ND	ND	ND	ND	ND
1,2,3,7,8-penta CDD	.277	PG/L	ND	ND	ND	ND	ND	ND	ND	ND	ND
1,2,3,4,7,8-hexa_CDD	.482	PG/L	ND	ND	ND	ND	ND	ND	ND	ND	ND
1,2,3,6,7,8-hexa CDD	.484	PG/L	ND	ND	ND	ND	ND	ND	ND	ND	ND
1,2,3,7,8,9-hexa CDD	.479	PG/L	ND	ND	ND	ND	ND	ND	ND	ND	ND
1,2,3,4,6,7,8-hepta CDD	.53	PG/L	DNQ19.0	DNQ20.9	DNQ21.6	DNQ20.4	DNQ20.4	DNQ16.2	DNQ21.9	DNQ19.7	DNQ14.1
octa CDD	1.4	PG/L	210.0	270.0	190.0	200.0	170.0	200.0	220.0	190.0	150.0
2,3,7,8-tetra CDF	.257	PG/L	ND	ND	ND	ND	ND	ND	DNQ0.835	ND	ND
1,2,3,7,8-penta CDF	.335	PG/L	ND	ND	ND	ND	ND	ND	ND	ND	ND
2,3,4,7,8-penta CDF	.34	PG/L	ND	ND	ND	ND	ND	ND	ND	ND	ND
1,2,3,4,7,8-hexa CDF	.284	PG/L	ND	ND	ND	ND	ND	ND	ND	ND	ND
1,2,3,6,7,8-hexa CDF	.281	PG/L	ND	DNQ1.90	DNQ0.793	DNQ2.59	DNQ1.34	DNQ1.85	DNQ5.72	DNQ2.87	DNQ5.43
1,2,3,7,8,9-hexa CDF	.348	PG/L	ND	ND	ND	ND	ND	ND	ND	ND	ND
2,3,4,6,7,8-hexa CDF	.294	PG/L	ND	ND	ND	ND	ND	ND	ND	ND	ND
1,2,3,4,6,7,8-hepta CDF	.295	PG/L	DNQ4.79	DNQ3.84	DNQ4.06	DNQ5.75	DNQ4.63	DNQ4.90	DNQ6.13	DNQ5.07	DNQ4.26
1,2,3,4,7,8,9-hepta CDF	.397	PG/L	ND	ND	ND	ND	ND	ND	ND	ND	ND
octa CDF	.738	PG/L	DNQ14.2	DNQ9.33	DNQ7.30	DNQ11.4	DNQ9.1	DNQ12.8	DNQ13.8	DNQ11.2	DNQ7.49

Source Month	MDL	Units	PLR OCT P677631	PLR NOV P683399	PLR DEC P686362
2,3,7,8-tetra CDD	.26	PG/L	ND	ND	ND
1,2,3,7,8-penta CDD	.277	PG/L	ND	ND	ND
1,2,3,4,7,8-hexa_CDD	.482	PG/L	ND	ND	ND
1,2,3,6,7,8-hexa CDD	.484	PG/L	ND	ND	ND
1,2,3,7,8,9-hexa CDD	.479	PG/L	ND	ND	ND
1,2,3,4,6,7,8-hepta CDD	.53	PG/L	DNQ16.7	25.7	DNQ14.8
octa CDD	1.4	PG/L	170.0	270.0	150.0
2,3,7,8-tetra CDF	.257	PG/L	DNQ0.874	ND	ND
1,2,3,7,8-penta CDF	.335	PG/L	ND	ND	ND
2,3,4,7,8-penta CDF	.34	PG/L	ND	ND	ND
1,2,3,4,7,8-hexa CDF	.284	PG/L	ND	ND	ND
1,2,3,6,7,8-hexa CDF	.281	PG/L	ND	DNQ3.00	DNQ3.08
1,2,3,7,8,9-hexa CDF	.348	PG/L	ND	ND	ND
2,3,4,6,7,8-hexa CDF	.294	PG/L	ND	ND	ND
1,2,3,4,6,7,8-hepta CDF	.295	PG/L	DNQ4.34	DNQ6.53	DNQ4.40
1,2,3,4,7,8,9-hepta CDF	.397	PG/L	ND	ND	ND
octa CDF	.738	PG/L	DNQ8.97	DNQ15.1	DNQ8.84

Above are permit required CDD/CDF isomers.

DNQ= Detected but not quantified. Sample result is less than Minimum Level but greater than or equal to MDL.

nd= not detected, NA= not analyzed, NS= not sampled

POINT LOMA WASTEWATER TREATMENT
EFFLUENT
Dioxin and Furan Analysis

ANALYZED BY: Frontier Analytical Laboratories

2013 Annual

Source				PLR	PLR	PLR	PLR	PLR	PLR	PLR	PLR
	MDL	Units	Equiv	TCDD	TCDD	TCDD	TCDD	TCDD	TCDD	TCDD	TCDD
Month				JAN	FEB	MAR	APR	MAY	JUN	JUL	AUG
Analyte	MDL	Units	Equiv	P645116	P649607	P654246	P657817	P661084	P664286	P667059	P671082
2,3,7,8-tetra CDD	.26	PG/L	1.000	ND	ND	ND	ND	ND	ND	ND	ND
1,2,3,7,8-penta CDD	.277	PG/L	0.500	ND	ND	ND	ND	ND	ND	ND	ND
1,2,3,4,7,8_hexa_CDD	.482	PG/L	0.100	ND	ND	ND	ND	ND	ND	ND	ND
1,2,3,6,7,8-hexa CDD	.484	PG/L	0.100	ND	ND	ND	ND	ND	ND	ND	ND
1,2,3,7,8,9-hexa CDD	.479	PG/L	0.100	ND	ND	ND	ND	ND	ND	ND	ND
1,2,3,4,6,7,8-hepta CDD	.53	PG/L	0.010	DNQ0.190	DNQ0.209	DNQ0.216	DNQ0.204	DNQ0.204	DNQ0.162	DNQ0.219	DNQ0.197
octa CDD	1.4	PG/L	0.001	0.210	0.270	0.190	0.200	0.170	0.200	0.220	0.190
2,3,7,8-tetra CDF	.257	PG/L	0.100	ND	ND	ND	ND	ND	ND	DNQ0.084	ND
1,2,3,7,8-penta CDF	.335	PG/L	0.050	ND	ND	ND	ND	ND	ND	ND	ND
2,3,4,7,8-penta CDF	.34	PG/L	0.500	ND	ND	ND	ND	ND	ND	ND	ND
1,2,3,4,7,8-hexa CDF	.284	PG/L	0.100	ND	ND	ND	ND	ND	ND	ND	ND
1,2,3,6,7,8-hexa CDF	.281	PG/L	0.100	ND	DNQ0.190	DNQ0.079	DNQ0.259	DNQ0.134	DNQ0.185	DNQ0.572	DNQ0.287
1,2,3,7,8,9-hexa CDF	.348	PG/L	0.100	ND	ND	ND	ND	ND	ND	ND	ND
2,3,4,6,7,8-hexa CDF	.294	PG/L	0.100	ND	ND	ND	ND	ND	ND	ND	ND
1,2,3,4,6,7,8-hepta CDF	.295	PG/L	0.010	DNQ0.048	DNQ0.038	DNQ0.041	DNQ0.058	DNQ0.046	DNQ0.049	DNQ0.061	DNQ0.051
1,2,3,4,7,8,9-hepta CDF	.397	PG/L	0.010	ND	ND	ND	ND	ND	ND	ND	ND
octa CDF	.738	PG/L	0.001	DNQ0.014	DNQ0.009	DNQ0.007	DNQ0.011	DNQ0.009	DNQ0.013	DNQ0.014	DNQ0.011

Source				PLR	PLR	PLR	PLR
	MDL	Units	Equiv	TCDD	TCDD	TCDD	TCDD
Month				SEP	OCT	NOV	DEC
Analyte	MDL	Units	Equiv	P674475	P677631	P683399	P686362
2,3,7,8-tetra CDD	.26	PG/L	1.000	ND	ND	ND	ND
1,2,3,7,8-penta CDD	.277	PG/L	0.500	ND	ND	ND	ND
1,2,3,4,7,8_hexa_CDD	.482	PG/L	0.100	ND	ND	ND	ND
1,2,3,6,7,8-hexa CDD	.484	PG/L	0.100	ND	ND	ND	ND
1,2,3,7,8,9-hexa CDD	.479	PG/L	0.100	ND	ND	ND	ND
1,2,3,4,6,7,8-hepta CDD	.53	PG/L	0.010	DNQ0.141	DNQ0.167	0.257	DNQ0.148
octa CDD	1.4	PG/L	0.001	0.150	0.170	0.270	0.150
2,3,7,8-tetra CDF	.257	PG/L	0.100	ND	DNQ0.087	ND	ND
1,2,3,7,8-penta CDF	.335	PG/L	0.050	ND	ND	ND	ND
2,3,4,7,8-penta CDF	.34	PG/L	0.500	ND	ND	ND	ND
1,2,3,4,7,8-hexa CDF	.284	PG/L	0.100	ND	ND	ND	ND
1,2,3,6,7,8-hexa CDF	.281	PG/L	0.100	DNQ0.543	ND	DNQ0.300	DNQ0.308
1,2,3,7,8,9-hexa CDF	.348	PG/L	0.100	ND	ND	ND	ND
2,3,4,6,7,8-hexa CDF	.294	PG/L	0.100	ND	ND	ND	ND
1,2,3,4,6,7,8-hepta CDF	.295	PG/L	0.010	DNQ0.043	DNQ0.043	DNQ0.065	DNQ0.044
1,2,3,4,7,8,9-hepta CDF	.397	PG/L	0.010	ND	ND	ND	ND
octa CDF	.738	PG/L	0.001	DNQ0.007	DNQ0.009	DNQ0.015	DNQ0.009

Above are permit required CDD/CDF isomers.

DNQ= Detected but not quantified. Sample result is less than Minimum Level but greater than or equal to MDL.

nd= not detected, NA= not analyzed, NS= not sampled

POINT LOMA WASTEWATER TREATMENT PLANT
2013 Annual

Analyte:	Total Hardness		Calcium Hardness		Magnesium Hardness		Calcium		Magnesium	
	.4	mg/L	.1	mg/L	.4	mg/L	.04	mg/L	.1	mg/L
MDL/Units	Inf.	Eff.	Inf.	Eff.	Inf.	Eff.	Inf.	Eff.	Inf.	Eff.
=====	=====	=====	=====	=====	=====	=====	=====	=====	=====	=====
JANUARY -2013	362	361	162	164	200	198	64.8	65.4	48.6	48.0
FEBRUARY -2013	388	384	178	177	210	207	71.1	70.6	50.9	50.4
MARCH -2013	400	398	183	183	217	215	73.2	73.1	52.7	52.2
APRIL -2013	436	438	200	202	236	236	80.1	80.9	57.3	57.2
MAY -2013	448	401	369	382	218	216	82.3	84.5	56.9	58.4
JUNE -2013	454	453	212	212	242	241	85.0	84.9	58.8	58.5
JULY -2013	413	415	196	196	217	218	78.6	78.7	52.8	53.0
AUGUST -2013	399	403	188	190	212	213	75.2	76.1	51.4	51.7
SEPTEMBER-2013	395	392	188	188	206	204	75.3	75.4	50.1	49.5
OCTOBER -2013	365	363	181	180	184	183	72.3	71.9	44.7	44.5
NOVEMBER -2013	388	393	188	192	200	201	75.2	76.7	48.7	48.8
DECEMBER -2013	373	379	177	179	196	199	70.9	71.7	47.6	48.4
=====	=====	=====	=====	=====	=====	=====	=====	=====	=====	=====
Average:	402	398	202	204	212	211	75.3	75.8	51.7	51.7

Analyte:	Alkalinity		Total Solids		Total Vol. Solids		Conductivity		Fluoride	
	20	mg/L	10	mg/L	100	mg/L	10umhos/cm		.05	mg/L
MDL/Units	Inf.	Eff.	Inf.	Eff.	Inf.	Eff.	Inf.	Eff.	Inf.	Eff.
=====	=====	=====	=====	=====	=====	=====	=====	=====	=====	=====
JANUARY -2013	284	270	1720	1490	490	271	2590	2630	0.88	0.92
FEBRUARY -2013	288	271	1840	1550	561	296	2650	2680	0.75	0.81
MARCH -2013	301	282	1900	1630	566	298	2750	2780	0.72	0.73
APRIL -2013	316	306	2200	1940	683	446	3050	3130	0.39	0.57
MAY -2013	318	304	2170	1920	648	432	3070	3120	0.80	0.76
JUNE -2013	323	311	2230	1870	662	367	3100	3140	0.78	0.80
JULY -2013	324	309	2110	1810	643	362	2990	3030	0.80	0.82
AUGUST -2013	322	311	2020	1720	596	320	2920	2980	0.69	0.74
SEPTEMBER-2013	320	300	1990	1670	607	302	2810	2870	0.55	0.68
OCTOBER -2013	311	289	1900	1640	552	285	2770	2850	0.62	0.63
NOVEMBER -2013	309	292	1950	1660	551	274	2850	2900	0.51	0.48
DECEMBER -2013	314	301	1960	1650	563	282	2910	2950	0.71	0.70
=====	=====	=====	=====	=====	=====	=====	=====	=====	=====	=====
Average:	311	296	1999	1713	594	328	2872	2922	0.68	0.72

Analyte:	Chloride		Bromide		Sulfate		Nitrate		Ortho Phosphate	
	7	mg/L	.1	mg/L	9	mg/L	.04	mg/L	.2	mg/L
MDL/Units	Inf.	Eff.	Inf.	Eff.	Inf.	Eff.	Inf.	Eff.	Inf.	Eff.
=====	=====	=====	=====	=====	=====	=====	=====	=====	=====	=====
JANUARY -2013	536	548	1.3	1.3	158	151	0.15	0.82	4.6	3.2
FEBRUARY -2013	543	560	1.3	1.3	185	174	0.04	0.45	3.6	3.3
MARCH -2013	563	577	1.3	1.4	190	180	<0.04	0.62	4.2	3.8
APRIL -2013	646	654	2.0	1.6	232	221	0.10	0.43	5.2	4.7
MAY -2013	627	652	1.4	1.7	243	233	0.07	0.61	5.5	5.0
JUNE -2013	640	662	1.5	1.5	239	230	0.04	0.58	5.7	5.9
JULY -2013	603	628	1.5	1.4	224	214	0.09	1.44	6.4	6.5
AUGUST -2013	583	615	1.4	1.3	221	210	0.09	0.71	6.2	6.2
SEPTEMBER-2013	569	589	1.3	1.3	211	200	0.07	0.65	5.7	5.4
OCTOBER -2013	538	577	1.2	1.2	226	215	<0.04	2.19	4.2	5.0
NOVEMBER -2013	570	595	1.3	1.2	222	210	<0.04	0.47	4.3	4.1
DECEMBER -2013	582	609	1.3	1.4	225	215	0.09	0.51	5.3	4.1
=====	=====	=====	=====	=====	=====	=====	=====	=====	=====	=====
Average:	583	606	1.4	1.4	215	204	0.06	0.79	5.1	4.8

ND=not detected; NS=not sampled; NA=not analyzed

POINT LOMA WASTEWATER TREATMENT PLANT
2013 Annual

Analyte:	Lithium		Sodium		Potassium		Chemical Oxygen Demand		Soluble BOD	
	MDL/Units	.002 mg/L	1 mg/L	mg/L	.3 mg/L	mg/L	18 mg/L	mg/L	2 mg/L	mg/L
Source:	Inf.	Eff.	Inf.	Eff.	Inf.	Eff.	Inf.	Eff.	Inf.	Eff.
=====	=====	=====	=====	=====	=====	=====	=====	=====	=====	=====
JANUARY -2013	0.069	0.027	341	353	26.6	26.7	598	258	81	80
FEBRUARY -2013	0.031	0.032	349	361	27.4	27.1	660	271	79	79
MARCH -2013	0.033	0.033	366	376	28.4	28.2	635	264	92	83
APRIL -2013	0.038	0.037	393	402	27.5	27.4	635	225	89	86
MAY -2013	0.043	0.044	399	421	29.7	29.9	612	241	85	80
JUNE -2013	0.046	0.045	420	429	31.4	31.0	730	266	86	84
JULY -2013	0.044	0.044	366	382	28.4	28.6	727	285	84	82
AUGUST -2013	0.045	0.044	368	385	31.3	30.8	683	230	86	85
SEPTEMBER-2013	0.041	0.039	339	347	28.2	27.4	660	217	74	73
OCTOBER -2013	0.047	0.038	313	331	25.5	25.3	629	222	78	73
NOVEMBER -2013	0.036	0.036	329	344	25.2	24.9	692	215	83	78
DECEMBER -2013	0.039	0.039	330	343	25.4	25.6	618	213	88	83
=====	=====	=====	=====	=====	=====	=====	=====	=====	=====	=====
Average:	0.04	0.04	359	373	27.9	27.7	657	242	84	81

Analyte:	Total Dissolved Solids		Floatables		Turbidity		Aluminum		Barium	
	MDL/Units	28 mg/L	1.4 mg/L	mg/L	.13 NTU	NTU	47 ug/L	ug/L	.039 ug/L	ug/L
Source:	Inf.	Eff.	Inf.	Eff.	Inf.	Eff.	Inf.	Eff.	Inf.	Eff.
=====	=====	=====	=====	=====	=====	=====	=====	=====	=====	=====
JANUARY -2013	1400	1430	<1.40	ND	130	37	717	120	57	21
FEBRUARY -2013	1500	1520	<1.40	ND	133	41	865	129	70	27
MARCH -2013	1570	1580	<1.40	ND	134	38	837	98	78	26
APRIL -2013	1760	1740	<1.40	2.60	138	38	1340	76	118	34
MAY -2013	1850	1850	<1.40	ND	139	43	1070	241	111	46
JUNE -2013	1830	1830	<1.40	<1.40	134	47	1030	121	112	43
JULY -2013	1790	1810	<1.40	<1.40	134	58	1060	216	106	43
AUGUST -2013	1680	1680	<1.40	<1.40	132	44	979	544	100	41
SEPTEMBER-2013	1600	1610	<1.40	ND	130	38	858	85	101	26
OCTOBER -2013	1590	1590	<1.40	ND	127	36	673	<47	97	37
NOVEMBER -2013	1620	1620	<1.40	ND	131	35	537	ND	88	32
DECEMBER -2013	1600	1580	<1.40	ND	134	34	464	ND	90	36
=====	=====	=====	=====	=====	=====	=====	=====	=====	=====	=====
Average:	1649	1653	<1.40	0.22	133	41	869	136	94	34

Analyte:	Boron		Cobalt		Molybdenum		Manganese		Vanadium	
	MDL:	7 ug/L	.85 ug/L	ug/L	.89 ug/L	ug/L	.24 ug/L	ug/L	.64 ug/L	ug/L
Source:	Inf.	Eff.	Inf.	Eff.	Inf.	Eff.	Inf.	Eff.	Inf.	Eff.
=====	=====	=====	=====	=====	=====	=====	=====	=====	=====	=====
JANUARY -2013	356	378	<0.85	ND	7.58	5.73	109	101	4.48	1.67
FEBRUARY -2013	365	369	<0.85	ND	6.95	5.33	109	93	4.40	1.46
MARCH -2013	375	372	1.27	<0.85	8.13	5.41	117	96	4.22	0.93
APRIL -2013	448	380	1.06	<0.85	10.70	5.26	155	112	5.95	1.13
MAY -2013	406	443	<0.85	ND	10.70	8.32	137	126	4.50	1.10
JUNE -2013	425	427	1.97	1.39	7.66	5.09	126	109	5.70	1.90
JULY -2013	367	396	<0.85	ND	9.57	6.75	129	113	6.08	1.00
AUGUST -2013	404	466	<0.85	ND	8.20	5.74	120	112	6.90	1.64
SEPTEMBER-2013	408	399	ND	ND	11.60	7.03	120	102	8.75	1.58
OCTOBER -2013	369	364	1.23	<0.85	8.64	5.65	121	108	6.99	2.09
NOVEMBER -2013	367	361	<0.85	ND	10.60	6.69	104	93	5.30	1.42
DECEMBER -2013	378	366	<0.85	ND	6.26	4.12	119	111	4.66	1.42
=====	=====	=====	=====	=====	=====	=====	=====	=====	=====	=====
Average:	389	393	0.46	0.116	8.88	5.93	122	106	5.66	1.45

ND=not detected; NS=not sampled; NA=not analyzed

5.5 BIOSOLIDS BENEFICIAL USE AND LANDFILL DISPOSAL SUMMARY

The table below summarizes the biosolids beneficially used as alternate cover and land applied during CY2013. There were no changes in sludge disposal methods since the prior report.

Table 5.5-1

2013 Month:	Otay Landfill Beneficial Use ^{1(PL)} (wetTons)	Otay Landfill Beneficial Use ^{1(MBC)} (wetTons)	Otay Landfill Total (wetTons)	Cullison Farms, Yuma, AZ Beneficial Use ² (wetTons)	Norris Farm Aztec, Yuma County, AZ Beneficial Use ² (wetTons)	Desert Ridge Farms Yuma, AZ Beneficial Use ² (wetTons)	Butler Diamond Farms Yuma, AZ Beneficial Use ² (wetTons)	Total (wetTons)	%TS	Total Dry Tons	Total Biosolids (dry metric tons)
January		7,445.50	7,445.50	1,886.30				9,331.80	28.7	2,678.23	2,429.69
February		6,070.42	6,070.42	1,611.33				7,681.75	28.2	2,166.25	1,965.23
March		5,543.38	5,543.38	2,150.86				7,694.24	28.4	2,185.16	1,982.38
April		6,573.66	6,573.66	2,376.63				8,950.29	27.2	2,434.48	2,208.56
May		7,942.22	7,942.22	2,458.98				10,401.20	27.4	2,849.93	2,585.46
June		6,536.41	6,536.41	1,748.07				8,284.48	28.2	2,336.22	2,119.42
July		9,602.98	9,602.98	740.86				10,343.84	27.0	2,792.84	2,533.66
August		10,405.05	10,405.05	1,163.38				11,568.43	27.2	3,146.61	2,854.61
September	209.26	9,460.10	9,669.36	1,278.40				10,947.76	27.4	2,999.69	2,721.32
October	469.62	9,636.05	10,105.67	1,568.58				11,674.25	27.0	3,152.05	2,859.54
November	2,962.86	9,980.78	12,943.64	1,060.13				14,003.77	27.7	3,879.04	3,519.07
December	2,760.72	9,882.48	12,643.20	519.01				13,162.21	27.9	3,672.26	3,331.47
Total:	6,402.46	99,079.03	105,481.49	18,562.53	0.00	0.00	0.00	124,044.02		34,292.76	31,110.39
Monthly Average:		8,256.59	8,790.12	1,546.88				10,337.00	27.7	3,068.50	2,592.53

¹ beneficial use as Alternative Daily Cover. Point Loma (PTL) or Metro Biosolids Center (MBC)

² beneficial use in Land Application