



The City of San Diego

Staff Report

DATE ISSUED: February 17, 2025  
TO: City Council  
FROM: Purchasing & Contracting/Equal Opportunity Contracting Program  
SUBJECT: Fiscal Year 2024 Business Diversity Annual Report

Primary Contact: Christian Silva Phone: (619) 236-6069  
Secondary Contact: Alejandro Navarro Phone: (619) 236-6083

Council District(s): Citywide

OVERVIEW:

The Equal Opportunity Contracting Program (EOCP), a division of Purchasing and Contracting (P&C) Department is pleased to provide this annual report, which provides construction, consultant, goods and services diversity participation statistics. EOCP was established to ensure that contractors working with or receiving funds from the City do not engage in discriminatory employment practices that violate State or Federal law. The program is responsible for assessing contractors' workforces for diversity; reviewing Equal Employment Opportunity (EEO) plans for compliance with City, federal, and state requirements; and evaluating bids and proposals to ensure alignment with the City's Small Local Business Enterprise (SLBE) program requirements and/or State or Federal subcontracting requirements. This report highlights programmatic activities, achievements, and goals for the future. Information provided in this report covers the period of July 1, 2023, through June 30, 2024.

PROPOSED ACTIONS:

This is an informational item. No action is required by the Committee or the City Council.

DISCUSSION OF ITEM:

**Introduction**

The Small Local Business Enterprise (SLBE) Program was adopted by the City of San Diego (City) in 2010, with the intent of providing a race and gender-neutral tool<sup>1</sup> to help stimulate and promote the utilization of the city's local business community. Over the last 14 years, the program has fostered opportunities to small or emerging local businesses within the City's procurement of goods, services, construction, as well as architectural and engineering (A&E) consultant contracts. Benefits of being certified as an SLBE or Emerging Local Business Enterprise (ELBE) include sheltered bidding opportunities, bid discounts and/or preference points, as well as mandatory subcontracting participation goals specific to City certified firms in all City-funded contracts. This report highlights information on contract award information based on SLBE program requirements; contract award information related to diversity; and compliance monitoring activities performed by staff during the fiscal year reporting period.

## **Programmatic Overview**

### Community Outreach and Involvement

EOCP continues to bring awareness of the SLBE Program, with the intent to increase participation on City contracts, through community outreach. EOCP conducts outreach through various platforms. This includes:

1. Participation in the Public Agency Consortium<sup>2</sup> (PAC). The PAC is a partnership of regional agencies focused on increasing the participation of diverse and small businesses on public agency procurement contracts. PAC meets quarterly to discuss contracting trends, issues, and discuss how agencies can best serve their communities. Aside from participating in regular meetings, PAC members participate in various outreach events, hosted by participating agencies, to inform potential bidders of their agency's respective programs, how to bid, and resources available to them.
2. EOCP partners with both the North and South San Diego Small Business Development Center (SBDC) to increase participation of small or emerging local businesses and diverse businesses on City contracts. San Diego SBDC delivers up-to-date counseling, training, and technical assistance in all aspects of small business management. SBDC services include, assisting small businesses with access to capital, marketing, production, organization, engineering and technical problems and feasibility studies. In partnership with SBDC, EOCP staff conducts trainings on SLBE program benefits, how to become certified within the program, and will provide step-by-step assistance on submitting an application for the SLBE program to interested businesses.
3. EOCP also attends outreach events throughout San Diego County, as evidenced in Attachment 1. These events help engage small businesses by providing them information on the benefits of the City's SLBE program and help identify potential bidding opportunities based on the goods or services a business provides. The intent is to help increase the number of willing and able firms within the SLBE program and subsequently increase the participation of SLBE firms on City contracts.

### Mentor Involvement

EOCP staff is involved in the Calmentor<sup>3</sup> Mentor-Protégé Program, sponsored by Caltrans District 11, as steering committee members and pairing facilitators. The year long program is designed to encourage and support small businesses in the Architectural and Engineering (A&E) sector, through voluntary

---

<sup>1</sup> In compliance with Prop 209, passed by the voters in 1996 adding Article 1 section 31 of the California Constitution.

<sup>2</sup> <https://www.sandiego.gov/eoc/boc/pac>

<sup>3</sup> Additional information on the Calmentor program can be found here: <https://dot.ca.gov/caltrans-near-me/district-11/popular-links/calmentor>

partnerships with mid-size and larger firms participate in public transportation projects in the San Diego region. Calmentor partnerships include Caltrans, District 11 Small Business Council (D-11 SBC), SANDAG, City of San Diego, and American Council of Engineering Companies (ACEC) - San Diego Chapter. Now in the program's 10<sup>th</sup> cycle, City-certified SLBE and ELBE firms such as, Reddy Engineering Services, San Dieguito Engineering, Dynamic Preconstruction Services, Evari GIS Consulting KDPM Consulting, and Verde Design Group Landscape Architect, Inc. are participating in the program and are gaining considerable insight not only on how to submit bids or proposals, but also on how to effectively run their overall business. Staff is proud to partner with Caltrans, and other regional agencies for this program. We are also proud to acknowledge La Salle Solutions, Inc., a City-certified ELBE, as a former protégé and now serving as a mentor and liaison to the program's mentee's.

EOCP staff participates in the Construction & Commodities (C&C) Mentor Protégé Program<sup>4</sup> as steering committee members and pairing facilitators. Founded as a non-profit organization, the C&C Mentor Protégé Program is designed to foster relationships within the construction and building industry by bridging the gap between small businesses and larger firms. Some of the program benefits include enhancing growth potential, increasing small business participation in construction projects, building capacity, and fostering business relationships in the San Diego Region. Currently the C&C Mentor Protégé Program is on its 5<sup>th</sup> cycle and includes Bare Electric Company as a participating City-certified ELBE firm.

#### *SLBE Program: By the Numbers*

In FY24 the SLBE program had 378 certified firms across various service categories. The number of certified firms will vary at any given time due to any of the following reasons:

- Firm fails to renew their certification (no longer wants to be in the SLBE Program);
- Firm is bought out by a larger, non-certified firm; and
- Firm exceeds the 3-year average income cap established.

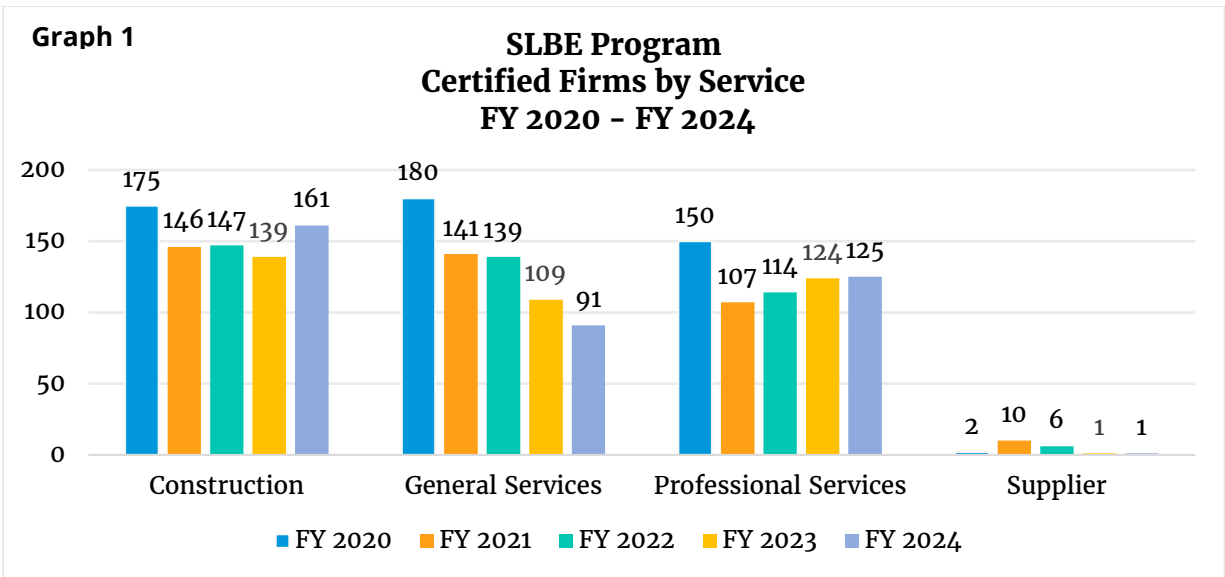
Firms seeking to become certified as a SLBE or ELBE firm must meet program eligibility requirements including income documentation<sup>5</sup>, proof that the business is local and in operation for 12 consecutive months.

The graph below shows the average number of certified firms in the SLBE program over the last five fiscal years.

---

<sup>4</sup> Additional information on the C&C Program can be found here: <https://www.candcmentorprotege.com/>

<sup>5</sup> Income documentation requirements may be automatically waived for firms certified as a Micro Business or Disabled Veteran Business Enterprise (DVBE) by the California Department of General Services (DGS).

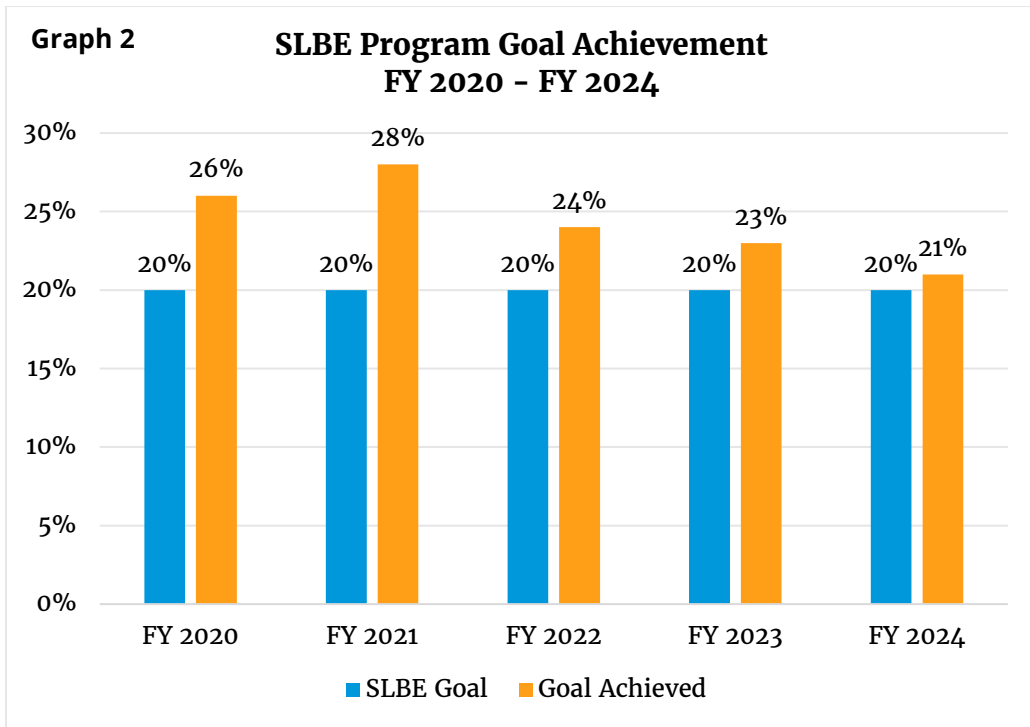


**SLBE Participation Rate Exceeds Annual CIP Goal**

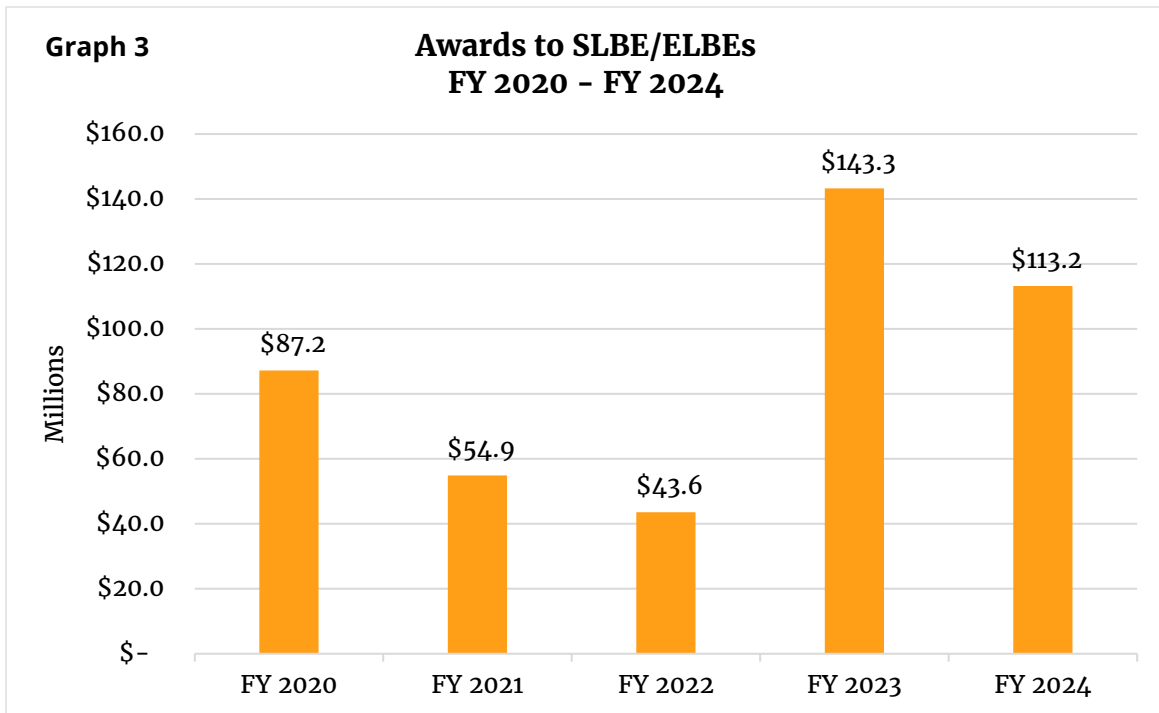
The Capital Improvement Program (CIP) establishes an annual aspirational goal for participation of SLBE and ELBE firms on construction and A&E contracts. For FY24, the overall goal established for SLBE/ELBE participation on CIP Construction and A&E Consultant contracts was 20 percent. EOCP will continue to work with the Engineering & Capital Projects (E&CP) Department to ensure efforts are made to generate as many eligible CIP construction and A&E projects as possible for sheltering and creating prime contracting opportunities for the City’s certified small and emerging local businesses.

By engaging internal and external stakeholders, the construction and consultant industries, and with the continued support of the City’s Executive Team and Mayor, participation by SLBE/ELBE firms on CIP projects with SLBE requirements was 21 percent<sup>6</sup> for FY24. Graph 2 below shows SLBE participation compared to the established aspirational goal over the last five fiscal years.

<sup>6</sup> Percentage is based on cumulative totals for Construction and A&E Consultant contracts that contained SLBE subcontracting program requirements.



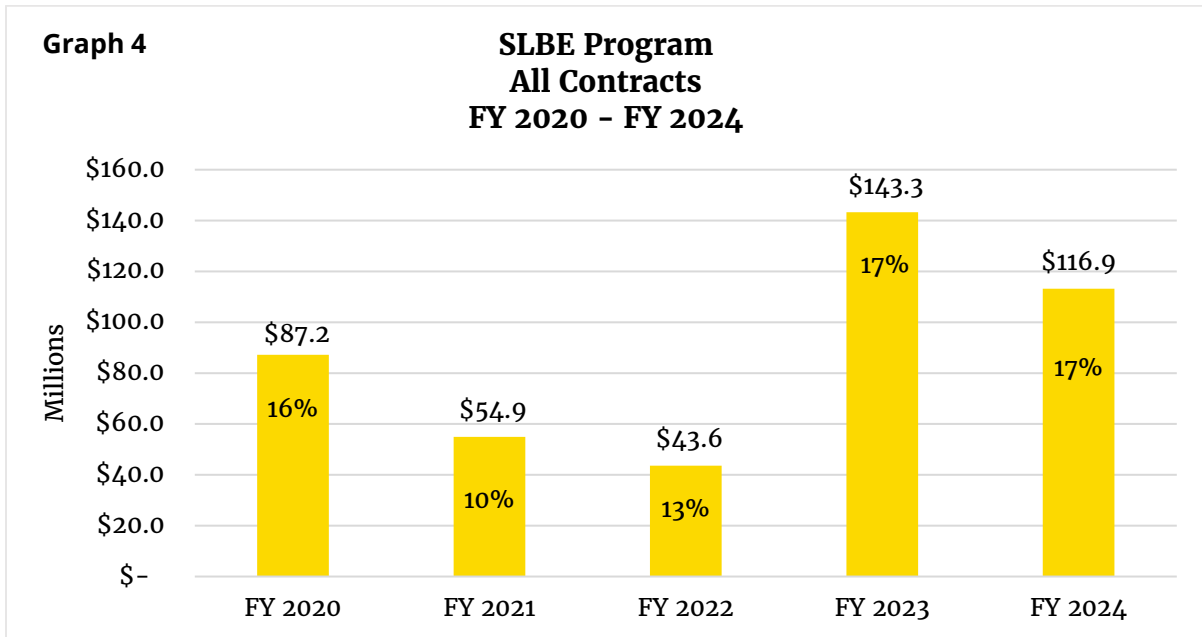
Graph 3 shows the total value of contracts awarded to SLBE or ELBE firms on construction and A&E consultant contracts (combined) over the last five fiscal years. There was a \$30.1 million dollar decrease in overall dollar value awarded to SLBE or ELBE firms from FY23 to FY24. Reasons for varying amounts over fiscal years can be attributed to project sizing, complexity, and volume of projects based on asset type. A detailed list identifying the SLBE/ELBE firms who were awarded contracts during this fiscal year is provided in Attachment 2.



## Participation by SLBE/ELBE Firms on All City Funded Contracts

### All Contracts

During FY24, the City awarded a total of \$704.1 million in construction, A&E, and goods & services contracts, of which \$116.9 million went to certified SLBE or ELBE firms<sup>7</sup>. Graph 4 shows SLBE/ELBE participation across all contracts over the last five fiscal years.



### Construction Contracts

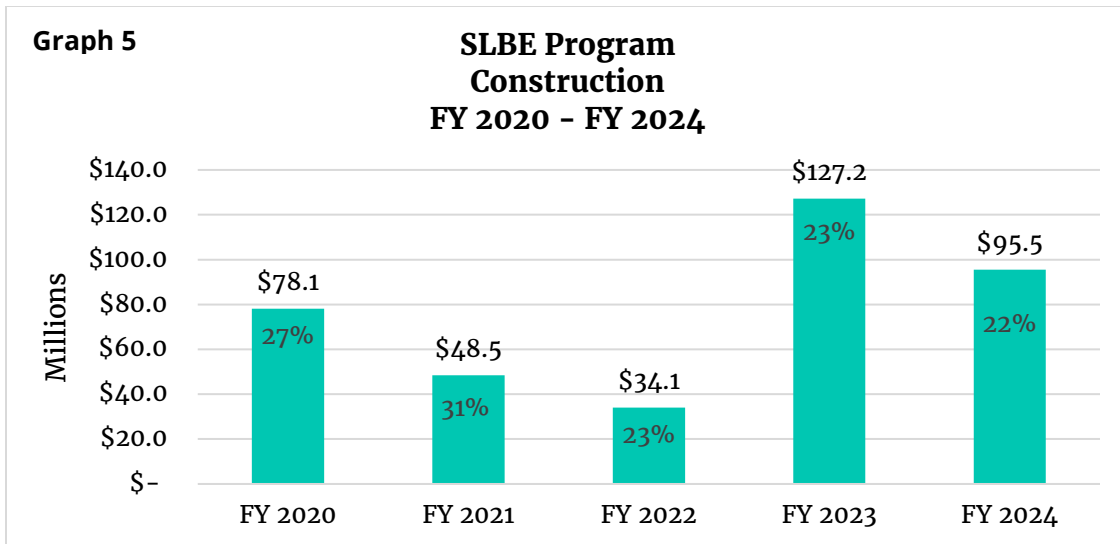
Construction contracts awarded with SLBE program<sup>8</sup> requirements during FY24 included 89 major<sup>9</sup> contracts totaling \$442.3 million and 9 minor contracts totaling \$5.4 million. The 89 major construction contracts identified contained mandatory SLBE subcontractor participation requirements, while the 9 minor contracts were restricted to SLBE/ELBE bidders only. The total SLBE/ELBE participation awarded in FY24 was \$95.5 million.

Graph 5 contains a breakdown of the percent of dollars awarded to City-certified SLBE or ELBE firms on construction contracts for the last five fiscal years.

<sup>7</sup> Detailed information on diversity of awards based on race/ethnic group to firms within the SLBE program is available in table format in Attachment 3.

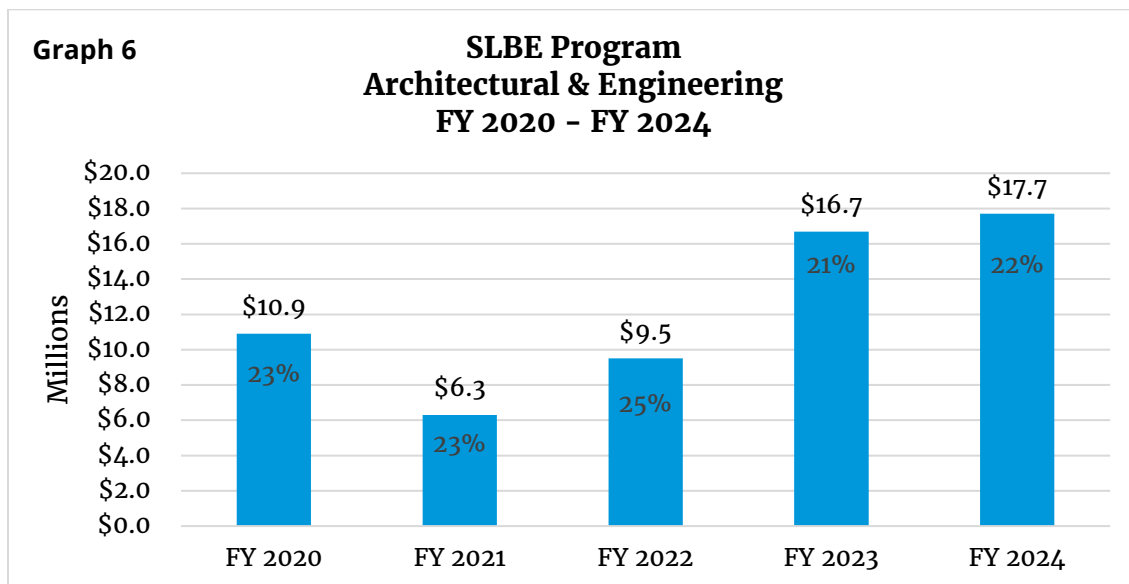
<sup>8</sup> Information on construction contract awards is available in table format in Attachment 4.

<sup>9</sup> Major public works contracts are contracts valued at \$1M or more. Minor public works contracts are contracts valued under \$1M. For additional information: <https://docs.sandiego.gov/municode/MuniCodeChapter02/Ch02Art02Division36.pdf>



Architectural & Engineering Contracts

In FY24, the City awarded 140 contracts totaling \$82.1 million<sup>10</sup> in A&E consultant contracts, of which \$17.7 million went to certified SLBE or ELBE firms<sup>11</sup>. This was a \$1.7 million dollar increase awarded to SLBE or ELBE firms when compared to FY23. Graph 6 shows the percent of dollars awarded to SLBE/ELBE firms over the last five fiscal years.



Goods & Services Contracts

During FY24, the City awarded a total of \$174.2 million in goods & services contracts, of which \$3.7 million was awarded to certified SLBE/ELBE firms. Contracts in which the Purchasing Agent is required to advertise for sealed bids or proposals in the City's official newspaper incorporated a 20 percent voluntary SLBE/ELBE goal and five percent bid discount for bids, or up to an additional 12 percent of the total possible evaluation points for proposals based on SLBE/ELBE participation.

During FY23 P&C updated the municipal code to incorporate mandatory goals for good & services contracts, however staff has noted that the SLBE program does not have a robust number of certified

<sup>10</sup> Total award amount includes stand-alone contract awards and tasks issued under as-needed contracts.

<sup>11</sup> Information on A&E consultant contract awards is available in table format in Attachment 5.

firms, hindering the ability to meet the mandatory subcontracting requirement. In FY24 a benchmarking study of agencies was conducted including LA Metro, City of Fresno, County of San Diego, City of Los Angeles, San Francisco Airport, and City of Oakland; staff found that these entities do not enforce mandatory subcontracting goals for goods & services. Because of these deficiencies, the development of a set aside program for select small goods & services is an avenue to help small businesses compete for City contracts.

To grow the number of available firms within the SLBE program, P&C is working on developing new partnerships with various public organizations. Furthermore, staff will engage potential firms that align with the City's small business program criteria to increase the pool of certified firms. EOCP will reassess the possibility of incorporating mandatory SLBE goals on contracts for goods & services when an established pool of firms exists. Refer to SDMC Division 36: Small and Local Business Program Administration for SLBE Program applicability.

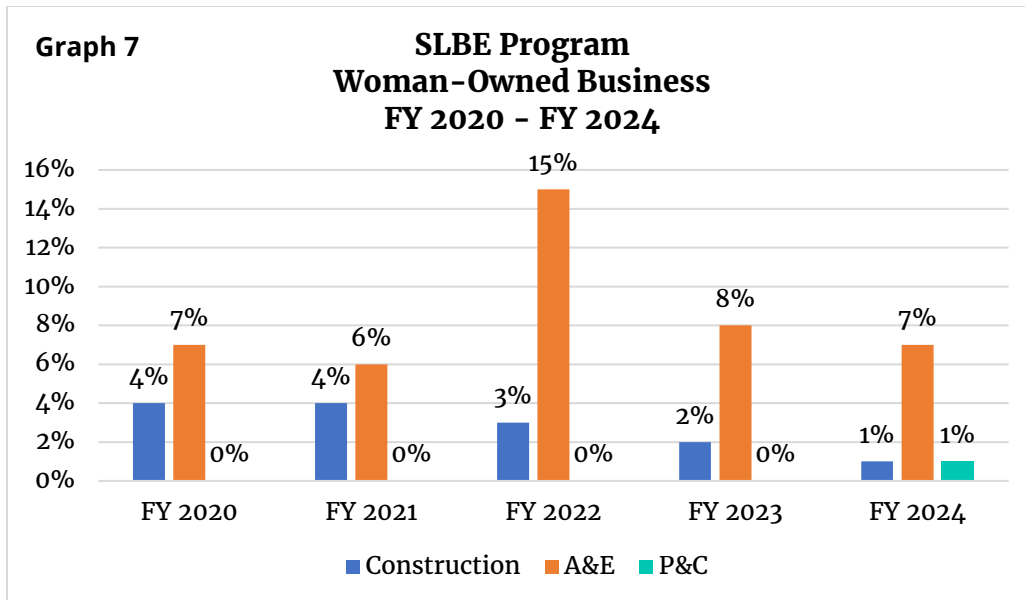
Table 1 provides the distribution of formally solicited goods & services contracts awarded to SLBE/ELBE firms for the past three fiscal years.

<b>Table 1</b>									
	<b>FY 2022</b>			<b>FY 2023</b>			<b>FY 2024</b>		
<b>Certification</b>	<b># Awarded</b>	<b>Dollar Amount</b>	<b>% of Dollars Awarded</b>	<b># Awarded</b>	<b>Dollar Amount</b>	<b>% of Dollars Awarded</b>	<b># Awarded</b>	<b>Dollar Amount</b>	<b>% of Dollars Awarded</b>
ELBE	0	\$0	0%	1	\$350,000	0.5%	0	\$0	0%
SLBE	1	\$927,175	1%	1	\$973,220	0.5%	3	\$3,656,250	2%
Non-SLBE-ELBE	55	\$150,476,397	99%	65	\$218,119,495	99%	53	\$170,585,771	98%
<b>Total</b>	<b>56</b>	<b>\$151,403,572</b>	<b>100%</b>	<b>67</b>	<b>\$219,442,715</b>	<b>100%</b>	<b>56</b>	<b>\$174,242,021</b>	<b>100%</b>

*SLBE Participation, Woman-Owned*

Participation by certified SLBE or ELBE woman-owned firms for construction, A&E, and goods and services contracts during FY24 totaled \$16.4 million. The graph below shows participation for certified SLBE or ELBE woman-owned firms across all City funded contracts over the last five fiscal years.





### Costs Associated with Oversight of SLBE Program

During FY24, EOCP staff spent a total of 565 hours reviewing SLBE program applications and performing site visits to ensure firms meet the eligibility requirements of the program<sup>12</sup>. The E&CP Department spent a total of 212 hours updating the database of available SLBE/ELBE firms and creating mandatory SLBE/EBLE subcontracting goals for City funded construction contracts in FY24.

Table 2 below shows the distribution of staff time to administer the SLBE program over the last three fiscal years.

		<b>FY 2022</b>	<b>FY 2023</b>	<b>FY 2024</b>
<b>Role</b>	<b>Position</b>	<b># of Hours</b>	<b># of Hours</b>	<b># of Hours</b>
<b>EOCP</b>				
Application Review	Compliance Officer	258	241	561
Site Visit		6	0	4
	<b>Total</b>	<b>264</b>	<b>241</b>	<b>565</b>
<b>E&amp;CP</b>				
Goal Calculations	Engineer Civil	128	180	160
Update Firm Availability		52	52	52
	<b>Total</b>	<b>180</b>	<b>232</b>	<b>212</b>
	<b>Grand Total</b>	<b>444</b>	<b>473</b>	<b>777</b>

During FY24, four construction projects were awarded to bidders who were not the apparent low bidder. Awards to non-apparent low bidders were based on the apparent low bidders' failure to meet SLBE Program requirements. The difference in award dollars totaled \$13,148,716 in additional costs to the City.

<sup>12</sup> In FY21, the Office of the City Auditor's conducted a performance audit of the SLBE Program. The overall objective of the audit was to review the efficiency and effectiveness of the program. The Office of the City Auditor recommended EOCP track the amount of time spent on the SLBE Program, as well as how much more the City pay's contractors who are complying with SLBE Program requirements.

Table 3 below provides detailed information on the difference between the bid of the initially identified low bidder to that of the actual bidder awarded.

<b>Table 3</b>					
<b>Bid No.</b>	<b>Project Name</b>	<b>Bidder Rank</b>	<b>Firm Name</b>	<b>Bid Amount</b>	<b>Variance in Price</b>
K-23-1821-DBB-3-C-C	Montezuma/Mid-City Pipeline Phase 2 & 70th Alvarado...	1	W.A. Rasic Construction Co, Inc.	\$40,297,426.00	\$214,310.75
		2	J.R. Filanc Construction, Co, Inc.	\$40,511,736.75	
K-24-2166-DBB-3	AC W& Sewer Group 1049	1	SEMA Construction, Inc.	\$29,899,745.00	\$8,939,993.00
		2	W.A. Rasic Construction Co, Inc.	\$38,839,738.00	
K-24-2217-DBB-3-C	Tecolote Canyon Trunk Sewer Improve & Golf Course Water Connection	1	SEMA Construction, Inc.	\$43,888,079.61	\$2,305,168.22
		2	J.R. Filanc Construction, Inc.	\$46,193,247.83	
K-24-2267-DBB-3	Redwood Village Rolando Park Improv 2 & Redwood Village Standpipe	1	S.C. Valley Engineering, Inc.	\$10,065,643.00	\$1,689,244.00
		2	TC Construction Company, Inc.	\$11,754,887.00	

### **Diversity of Contract Awards**

#### *Aspirational Goal for Minority- and Woman-Owned Businesses*

In 2020, the City conducted a disparity study to assess whether barriers or discrimination exist within its contracting processes that could hinder minority- and woman-owned businesses from competing for City contracts and procurement opportunities. The study, led by BBC Research & Consulting (BBC), found that minority- and woman-owned businesses could reasonably be expected to receive 31 percent of the contract and procurement dollars allocated by the City across construction, professional services, goods, and services.

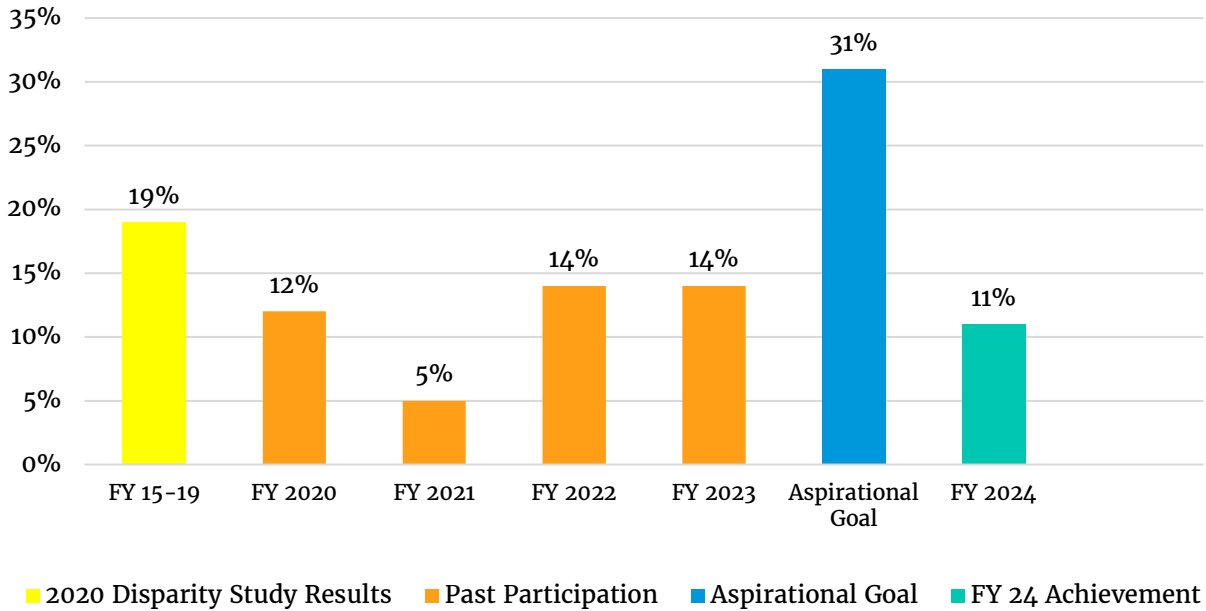
As a result, in FY24 the City implemented an annual aspirational goal of 31 percent for minority- and woman-owned businesses to increase their participation in contracts for construction, professional services, goods, and services. For FY24, minority- and woman-owned businesses accounted for 11 percent of participation in all City contracts. The overall contract awards for FY24 totaled \$949.8 million, with \$109.1 million awarded to minority- and woman-owned businesses. Graph 8 below shows a history of past achievements compared to FY24's aspirational goal and achievement.

EOCP is building relationships with new community organizations identified as underrepresented in City contracts, while continuing to work with existing community partners to identify the resources needed to support minority- and woman-owned businesses in participating in City contracts. EOCP will also

maintain collaboration with the E&CP Department to ensure efforts are made to promote inclusivity in CIP construction and A&E projects, with a focus on providing prime contracting opportunities.

**Graph 8**

**Minority/Woman Aspirational Goal Achievement**



Contracts by Certification Type

The City encourages participation by other types of certified firms on City contracts, outside of those designated in the SLBE program. The certifications recognized by the City include: Disadvantaged Business Enterprise (DBE); Disabled Veteran Business Enterprise (DVBE); Minority Business Enterprise (MBE); and Woman Business Enterprise (WBE). EOCP not only monitors participation for contracts subject to SLBE requirements, but also for all certified firms across all funding sources and subcontracting requirements.

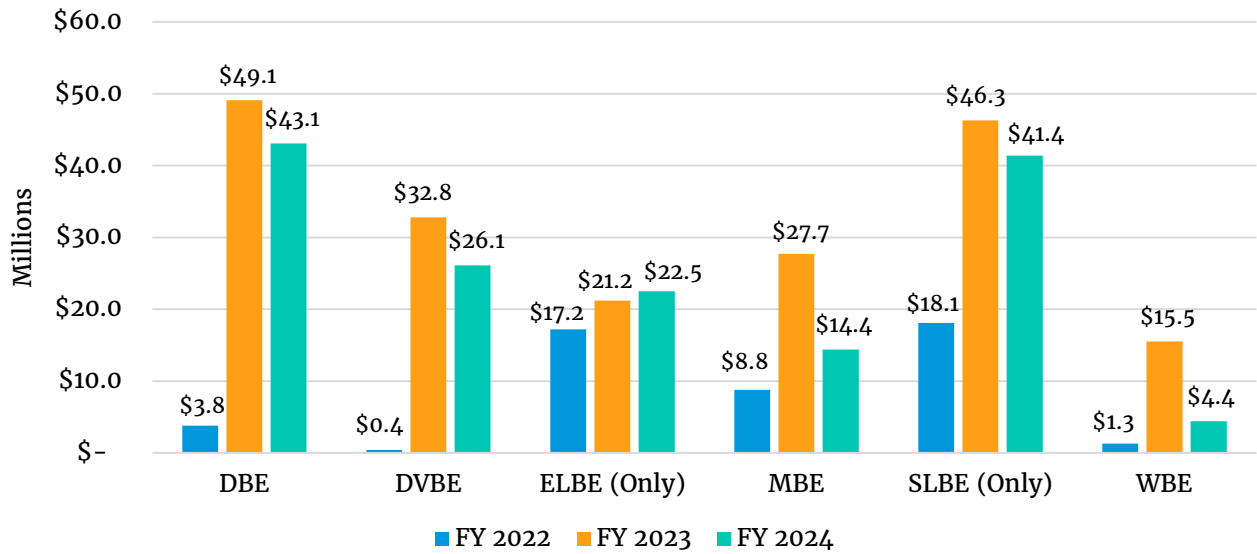
In FY24, the City awarded 133 construction contracts totaling \$683 million, of which \$151.8 million went to City-recognized certified firms, regardless of funding source, which included federal & State funding, and emergency sole source contracts.

Graph 9 shows the dollar value of construction contracts awarded to the various City recognized certified firms over the last three fiscal years.<sup>13</sup>

<sup>13</sup> Information on Construction contract awards is available in table format in Attachment 4.

**Graph 9**

**Awards by Certification  
Construction  
FY 2022 - FY 2024**

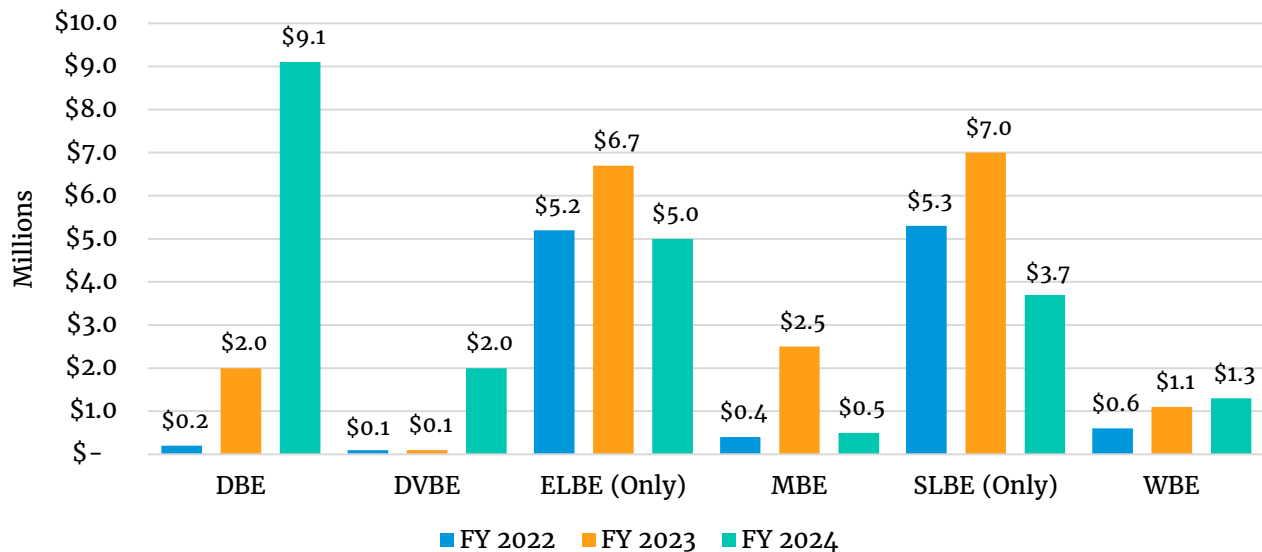


The City awarded 145 A&E contracts totaling \$92.1 million during FY24, of which \$21.6 million went to certified firms for all contracts regardless of funding source, including federal and State funded contracts.

Graph 10 shows the distribution of A&E Consultant contract awards based on certification type for the last three fiscal years.

**Graph 10**

**Awards by Certification  
Architectural & Engineering  
FY 2022 - FY 2024**



The City awarded a total of \$3.7 million to certified DBE/DVBE/ELBE/MBE/SLBE/WBE firms in FY24. Table 4 below shows the distribution of goods & services contract awards based on certification type for the last three fiscal years.

Table 4									
	FY 2022			FY 2023			FY 2024		
Certification	# Awarded	Dollar Amount	% of Dollars Awarded	# Awarded	Dollar Amount	% of Dollars Awarded	# Awarded	Dollar Amount	% of Dollars Awarded
DBE	0	\$0	0%	0	\$0	0%	0	\$0	0%
DVBE	2	\$1,630,744	1%	1	\$3,000,000	1%	0	\$0	0%
ELBE	0	\$0	0%	1	\$350,000	0%	0	\$0	0%
MBE	1	\$169,000	0%	2	\$3,720,000	2%	0	\$0	0%
SLBE	1	\$927,175	1%	1	\$973,220	0%	3	\$3,656,250	2%
WBE	0	\$0	0%	2	\$6,000,000	3%	1	\$20,000	0%
Non-Certified	52	\$148,676,653	98%	60	\$205,399,495	94%	52	\$170,565,771	98%
<b>Total</b>	<b>56</b>	<b>\$151,403,572</b>	<b>100%</b>	<b>67</b>	<b>\$219,442,715</b>	<b>100%</b>	<b>56</b>	<b>\$174,242,021</b>	<b>100%</b>

Contracts by Race/Ethnic Group

Construction awards based on race/ethnic group, other than Caucasian, for FY24 was \$80 million. Table 5 shows the diversity of contract awards for the last three fiscal years for all projects regardless of funding source (City, State, Federal).

Table 5									
	FY 2022			FY 2023			FY 2024		
Ethnicity	# Awarded	Dollar Amount	% of Dollars Awarded	# Awarded	Dollar Amount	% of Dollars Awarded	# Awarded	Dollar Amount	% of Dollars Awarded
African American	4	\$5,370,457	2%	4	\$4,648,650	1%	8	\$823,501	0%
Asian	17	\$4,368,506	2%	17	\$7,376,718	1%	31	\$16,705,943	2%
Asian Subcontinent	0	\$0	0%	18	\$8,261,570	1%	1	\$131,270	0%
Caucasian	308	\$201,845,873	87%	426	\$642,467,927	87%	399	\$603,039,677	88%
Latino	48	\$19,062,545	8%	122	\$65,991,360	9%	112	\$59,830,698	9%
Native American	3	\$144,692	0%	15	\$7,224,789	1%	9	\$2,517,115	0%
<b>Total</b>	<b>380</b>	<b>\$230,792,074</b>	<b>100%</b>	<b>602</b>	<b>\$735,971,014</b>	<b>100%</b>	<b>560</b>	<b>\$683,048,204</b>	<b>100%</b>

A&E Consultant awards based on race/ethnic group, other than Caucasian, for FY24 was \$10.9 million. Table 6 below shows the diversity of A&E Consultant contract awards based on race/ethnic group over the last three fiscal years.

<b>Table 6</b>									
	<b>FY 2022</b>			<b>FY 2023</b>			<b>FY 2024</b>		
<b>Ethnicity</b>	<b># Awarded</b>	<b>Dollar Amount</b>	<b>% of Dollars Awarded</b>	<b># Awarded</b>	<b>Dollar Amount</b>	<b>% of Dollars Awarded</b>	<b># Awarded</b>	<b>Dollar Amount</b>	<b>% of Dollars Awarded</b>
African American	0	\$0	0%	0	\$0	0%	0	\$0	0%
Asian	42	\$2,563,428	5%	79	\$5,305,988	4%	73	\$6,078,475	7%
Asian Subcontinent	0	\$0	0%	0	\$0	0%	0	\$0	0%
Caucasian	309	\$45,775,405	89%	566	\$112,328,947	91%	375	\$80,960,610	88%
Latino	39	\$2,634,915	5%	56	\$3,879,792	3%	30	\$3,105,610	3%
Native American	7	\$300,936	1%	11	\$1,884,565	2%	11	\$1,721,052	2%
<b>Total</b>	<b>397</b>	<b>\$51,274,684</b>	<b>100%</b>	<b>712</b>	<b>\$123,399,292</b>	<b>100%</b>	<b>489</b>	<b>\$91,865,747</b>	<b>100%</b>

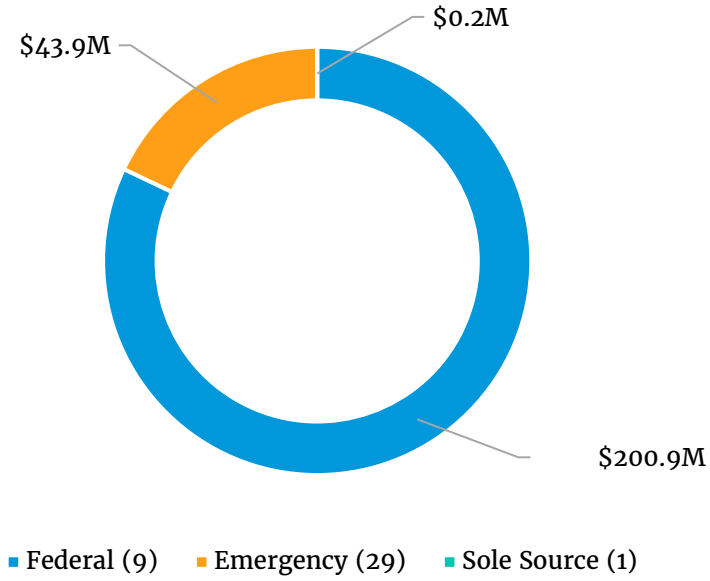
**General Contract Information – CIP**

While the report shows information over five fiscal years, these numbers are for informational purposes only. A true year-after-year comparison of the awarded dollars during each fiscal year is difficult due to several factors, including:

1. Asset Type – The City does not issue the same number of contracts each year for the same type of asset (e.g., surface improvements, water/sewer pipelines, paving, etc.), which impacts the number of available certified firms eligible to participate on City contracts due to the scope of work;
2. Contract Sizing – To protect City interest, larger projects require contractors to have a larger bonding capacity. The larger the contract and bonding requirement, the less likely a smaller firm or qualified disadvantaged business will be able to participate on the contract as a prime contractor; and
3. Funding Source – The City applies for grants and loans from various State and federal agencies each year to be utilized for various projects. Each agency may have its own subcontracting program requirements and may impact the type of bidder that will submit a bid for the project and the utilization of the required certified firms. The State and/or federal agency funds utilized on projects during this fiscal year is discussed later in this report.

During FY24, 39 public works contracts totaling \$245 million were awarded without SLBE program requirements. Contracts may be exempt from SLBE requirements if there is an additional funding source (State and/or federal) or if the contract is considered an emergency or sole source. The breakdown of the 39 projects that were not subject to SLBE program requirements is shown in Graph 11.

**Graph 11 Non-SLBE Program Public Works Contracts  
FY 2024**



The 9 federal funded projects noted in the graph above were subject to funding sources other than that of the City. The federal and/or State funding agencies utilized for public works projects during FY24 require their own subcontractor participation program, which precludes the City's ability to incorporate the SLBE Program and mandatory SLBE subcontracting goals. The subcontracting requirements for each of the agencies providing grant funds during FY24 is as follows:

Funding Agency	Goal Requirements
California State Water Resource Control Board (SWRCB) – Clean Water State Revolving Fund (CWSRF)	2% MBE; 1% WBE (Construction) 1% MBE; 1% WBE (Supplies) 1% MBE; 1% WBE (Services) 1% MBE; 1% WBE (Equipment)
Cal OES Governor's Office of Emergency Services – Federal Emergency Management Agency (FEMA)	5% Small Disadvantaged Business (SDB) 5% Woman-Owned Small Business (WoSB) 3% HUBZone Small Business (HUBZone) 3% Service-Disabled Veteran-Owned (SDVoSB)
Water Infrastructure Finance and Innovation Act (WIFIA) Program	2% MBE; 1% WBE
Department of Transportation (DOT) - Federal Highway Administration (FHWA)	DBE Goal calculated based on project scope and work code availability. Bidder is required to meet the goal or submit GFE. (Goal approved by Cal-Trans first)
Department of Housing & Urban Development (HUD) – Community Development Block Grant (CDBG)	5% Small Disadvantaged Business (SDB) 5% Woman-Owned Small Business (WoSB) 3% HUBZone Small Business (HUBZone) 3% Service-Disabled Veteran-Owned (SDVoSB)

## Contract Compliance: Pre-Award Activities

Staff ensures vendors that are awarded contracts are compliant with various Municipal Code and Council Policy requirements that EOCP is tasked with overseeing. EOCP tasks can be broken up into pre-award and post-award duties. Pre-Award duties include: the review of all Mayoral and Council-driven actions by analyzing work force reports, equal employment opportunity (EEO) plans, and verifying nondiscrimination in contracting. During the advertisement phase of procurement, staff may participate in pre-bid or pre-proposal meetings as indicated in solicitation documents, addressing questions related to EOCP and/or subcontracting requirements and after bid opening or proposal submittal dates, and conducting bid evaluations to ensure compliance with required subcontractor participation requirements based on funding agency.

EEO compliance audits is a fundamental duty of EOCP and ensures that the City continues to promote an inclusive and equitable workplace. While CIP projects contributing significantly to the City's development, and with various departments expanding and evolving to meet the needs of our community, it is crucial that every department remains capable of fulfilling its responsibilities. EOCP has not seen similar growth, leaving us stretched thin and unable to effectively conduct the necessary audits and oversight. This not only impacts our ability to carry out this essential function, but it also risks hindering the progress the City strives to achieve in terms of equity and legal compliance. In the future we hope to obtain adequate support to ensure that EOCP contributes to the City's growth in a meaningful and compliant manner.

Table 7 shows the number of pre-award compliance related activities staff engaged in during the last three fiscal years.

<b>Table 7</b>			
<b>Compliance Activity</b>	<b>FY 2022</b>	<b>FY 2023</b>	<b>FY 2024</b>
Bid Evaluations	66	149	102
City Good Faith Effort (GFE) Reviews	11	10	6
Federal GFE Reviews	12	25	51
Pre-Bid/Pre-Proposal Meetings	24	24	101
Proposal Evaluations	68	79	94
Proposal Interview Panels	0	4	7
Action Documents Processed			
<i>Mayoral Actions</i>	301	284	370
<i>Council Action</i>	176	244	214
Total Actions	477	528	584
Equal Employment Opportunity (EEO) Plan <sup>14</sup>	40	23	41

## Contract Compliance: Post-Award Activities

Post-Award contract compliance monitoring is conducted after the award of a contract. Duties include monitoring subcontractor participation levels via monthly invoicing reports, approving subcontractor substitution request and final summary reports. Table 8 below depicts the compliance related activities conducted for post-award.

<sup>14</sup> Compliance activity for EEO plan includes request, review, and approval or denial of plan submitted.



<b>Table 8</b>			
<b>Compliance Activity</b>	<b>FY 2022</b>	<b>FY 2023</b>	<b>FY 2024</b>
Monthly Invoicing Reports Reviewed	81	56	276
Final Summary Report (FSR)			
Number of FSRs Received	85	46	45
Number of Verifications Sent	36	60	182
Subcontractor Substitution Requests	23	25	13
Public Contract Code Violations	0	0	0

**Citizen's Equal Opportunity Commission (CEOC)**

EOCP continues to facilitate the monthly meetings of the CEOC on the first Wednesday of each month at 6:00 p.m. The Commission is active in the promotion and support of equal opportunity in contracting and continue to provide valuable input with regards to critical policy decisions that impact equal opportunity. Duties of the Commission include:

1. Monitor and/or evaluate the City's Equal Opportunity Program;
2. Advise the Mayor, City Council, Civil Service Commission and other appropriate agencies of City government on a continuous basis;
3. Submit written reports to the Rules Committee and City Council for review;
4. Assist in the recruitment of competent historically underrepresented individuals and/or businesses, woman, and persons with disabilities; and
5. Promote the City as an Equal Opportunity Employer to individuals and firms desiring to contract with the City.

Throughout this fiscal year, CEOC has had six commissioners serving on the commission. However, due to lack of a quorum, EOCP has been unable to hold a CEOC meeting in FY 24. At present, five advocacy positions remain unfilled: Native Hawaiian or Other Pacific Islander, Native American, LGBT, Disabled Persons, and City At-Large. New applications are being screened for potential commissioners, and staff continues to collaborate with the Office of Boards and Commissions to fill all vacant positions.

**Future Initiatives**

EOCP continues to find areas for potential improvements, the following areas are items EOCP has targeted for implementation in FY25:

1. SLBE Program aspirational goal. Staff has been working on updating the SLBE Program's aspirational goal for the upcoming fiscal year. The new goal for FY25 will be 15%. Additionally, the updated goal will now include goods and services contracts, expanding the program's scope beyond just construction and A&E contracts.
2. Revising the City's SLBE Program income caps for SLBE and ELBE certification. EOCP has worked closely with various stakeholders and industry groups to revise the income caps for SLBE and

ELBE certifications. The goal of these revisions is to expand opportunities for SLBE/ELBEs to participate in City contracts. The updated income caps will be implemented in FY25, allowing for greater participation and access for SLBE/ELBEs in City contracts.

3. Fill vacancies. EOCP currently has vacancies for two Associate Compliance Officer positions and a Senior Compliance Officer position. However, with the recent proposed reductions of City staff, we recognize the challenge this presents in effectively conducting EEO compliance audits. Meeting these standards is essential not only for legal compliance but also for fostering an equitable and inclusive workplace. Staff is exploring potential solutions to work through these challenges, including re-evaluating resource allocation, conducting as-needed audits, and benchmarking best practices to ensure we do not risk falling short of these critical obligations.

## **Conclusion**

EOCP is proud of the progress achieved over the past fiscal year. Moving forward, staff will continue collaborating with all vendors across construction, consulting, and goods & services sectors to promote equal opportunity, drive economic development, and foster inclusion through targeted outreach and education. In addition, the race & equity staff in Human Resources will be providing oversight of the SLBE Program to meet SLBE Audit requirements, as recommended by the Office of the City Auditor, and assist EOCP to correct any deficiencies. Oversight will include necessary expertise on decreasing barriers for businesses owned by woman and people of color. This collaboration will also include outreach opportunities aimed edits made throughout to expand one another's development and partnerships.

### City of San Diego Strategic Plan:

Goal 5: Foster Regional Prosperity.

Objective: San Diego businesses benefit from programs and funding opportunities that are accessible and equitably distributed.

### Fiscal Considerations:

N/A

### Charter Section 225 Disclosure of Business Interests:

N/A

### Environmental Impact:

N/A

### Climate Action Plan Implementation:

N/A

### Equal Opportunity Contracting Information (if applicable):

N/A

### Previous Council and/or Committee Actions:

N/A

### Planning Commission Action:

N/A

Key Stakeholders and Community Outreach Efforts:

Key Stakeholders include City of San Diego Businesses and Residents.

Claudia C. Abarca

Alia Khouri

---

Director, Purchasing & Contracting

---

Deputy Chief Operating Officer

## FY 24 OUTREACH EVENTS LOG

Date	Title	Venue	Type of Event
Tuesday, July 11, 2023	C&C Mentor Protege Program _ Monthly Meeting	Virtual	Outreach
Wednesday July 12, 2023	Construction Expo	Kearny Senior High School 1954 Komet Way, San Diego, CA 92111	Outreach
Wednesday July 19, 2023	Connecting with Contracts Celebrating Pride Months (Persons with Disabilities/LGBTQ+)	Mira Costa College 1 Barnard Drive, Oceanside, CA 92056	Outreach
Monday July 24, 2023	Urban Business Resource Center Commencement	University Club, Symphony Tower 750 B Street Suite #3400, San Diego, CA 92101	Outreach
Tuesday, August 15, 2023	C&C Mentor Protege Program _ Monthly Meeting	Virtual	Outreach
Wednesday, August 16, 2023	Public Agency Consortium (PAC) Meeting	Virtual/Ignite	Public Agency Consortium (PAC) Meeting
Wednesday August 30, 2023	19th Annual Procurement and Resorce Fair	CALTRANS District 11 4050 Taylor Street, San Diego, CA 92110	Outreach
Thursday, September 7, 2023	San Diego Airport's Meet the Primes	Balboa Park Club Ballroom 2150 Pan American W. Road, San Diego, CA 92101	Outreach
Tuesday, September 12, 2023	C&C Mentor Protege Program _ Monthly Meeting	Virtual	Outreach
Thursday, September 14, 2023	C&C Mentor Protege - Mentor Recruitment	Port of San Diego 3165 Pacific Highway, San Diego, CA 92101	Outreach

Date	Title	Venue	Type of Event
Tuesday, September 26, 2023	GC & PUBLIC AGENCY SHOWCASE	Bali Hai 2230 Shelter Island Drive, San Diego, CA 92106	Outreach
Thursday, October 5, 2023	Small Business Resource Fair and Ribbon Cutting	Mira Costa College 1 Barnard Drive, Oceanside, CA 92056	Outreach
Monday, October 9, 2023	A&E Small Business Mentoring Program Cycle 10 Kick Off	CALTRANS District 11 4050 Taylor Street, San Diego, CA 92110	Outreach
Tuesday, October 10, 2023	C&C Mentor Protege Program _ Monthly Meeting	Virtual	Outreach
Wednesday, October 11, 2023	Public Agency Consortium (PAC) Meeting	Virtual	Public Agency Consortium (PAC) Meeting
Thursday, October 12, 2023	C&C Mentor Protege - Protege	Harold Ballard Center 2375 Congress Street, San Diego, CA 92110	Outreach
Friday, October 13, 2023	2023 Small Business Expo - Celebration of APEX Accelerators - The San Diego, Orange, and Imperial APEX Accelerator	Escondido CA Performing Arts Center 340 N. Escondido Boulevard, Escondido, CA 92025	Outreach
Monday, October 16, 2023	IT-Specific Small Local Business Enterprise (SLBE) Outreach Event	Balboa Park Club Ballroom 2150 Pan American W. Road, San Diego, CA 92101	Outreach
Thursday, October 19, 2023	Logan Heights CDC, Fall Small Business Fair	Logan Heights Library 567 S. 28th Street, San Diego, CA 92113	Outreach
Tuesday, October 24, 2023	Connecting with Contracts in Women in Business	Carlsbad City Library 1775 Dove Lane, Carlsbad, CA 92011	Outreach
Tuesday, November 14, 2023	C&C Mentor Protege Program _ Monthly Meeting	Virtual	Outreach

Date	Title	Venue	Type of Event
Tuesday, December 12, 2023	C&C Mentor Protege Program _ Monthly Meeting	Virtual	Outreach
Wednesday, December 13, 2023	Public Agency Consortium (PAC) Meeting	CALTRANS District 11 4050 Taylor Street, San Diego, CA 92110	Public Agency Consortium (PAC) Meeting
Thursday, January 18, 2024	Small Business Expo - SBDC & WBC	Handerly Hotel 950 Hotel Circle N., San Diego, CA 92108	Outreach
Tuesday, February 6, 2024	2024 Super Event- Construction Networking	Balboa Park Club Ballroom 2150 Pan American W. Road, San Diego, CA 92101	Outreach
Wednesday, February 14, 2024	C&C Mentor Protege Program _ Monthly Meeting	Virtual	Outreach
Wednesday, February 14, 2024	Public Agency Consortium (PAC) Meeting	Virtual	Public Agency Consortium (PAC) Meeting
Tuesday, March 12, 2024	C&C Mentor Protege Program _ Monthly Meeting	Virtual	Outreach
Thursday, March 21, 2024	Turner School of Construction Management Kick-Off	Airport Authority's Administrative Offices 2417 McCain Road, San Diego, CA 92101	Outreach

## FY 2024 Contract Awards by SLBE-ELBE Firm

Total # of Contracts	Firm Name	Bid Number	Project Title	Certification	Role	Contract Amount	Total \$ Amount
2	3Sixty Innovation, Inc.	K-24-2225-DBB-3	Slurry Seal Group 2421	ELBE	Sub	\$ 951,294.00	\$ 2,284,513.00
	3Sixty Innovation, Inc.	K-24-2214-DBB-3	Slurry Seal Group 2324	ELBE	Sub	\$ 1,333,219.00	
3	A.B. Hashmi, Inc.	L-23-2195-DBB-1	Repair & Raise Existing M-10 Survey Monuments	ELBE	Prime	\$ 131,270.00	\$ 791,628.00
	A.B. Hashmi, Inc.	K-23-2105-JOC-3-A	Task #2 - Artwork for the here comes the neighborhood Public Art Project	ELBE	Sub	\$ 4,500.00	
	A.B. Hashmi, Inc.	L-24-2250-DBB-3	Torrey Pines Road Pedestrian Hybrid Beacon	ELBE	Prime	\$ 655,858.00	
4	AARK Engineering, Inc.	H2226019	Task #10 - Stormwater CIP Program Management	ELBE	Sub	\$ 3,440.00	\$ 132,828.00
	AARK Engineering, Inc.	H2225953	Black Mountain Reservoir Basin No 2	ELBE	Sub	\$ 12,512.00	
	AARK Engineering, Inc.	H2125782	Design of Kearny Mesa Trunk Sewer	SLBE	Sub	\$ 110,000.00	
	AARK Engineering, Inc.	H2225991	Task #10 - Rancho Bernardo Community Park Lighting Project	SLBE	Sub	\$ 6,876.00	
2	Acculine Survey, Inc.	K-23-2105-JOC-3-A	Task #9 - Guy St Storm Drain and Water Main Replacement	ELBE	Sub	\$ 30,000.00	\$ 37,500.00
	Acculine Survey, Inc.	K-24-2202-DBB-3	Hodges Near-Term Repairs Improvement Project	ELBE	Sub	\$ 7,500.00	
2	Accurate Asphalt & Concrete, Inc.	H207201	Task # 5 - AC Water and Sewer Group 1040 Project	ELBE	Sub	\$ 9,833.00	\$ 223,027.00
	Accurate Asphalt & Concrete, Inc.	K-23-2178-JOC-3	Task #3 - Sunset Point Comfort Station	ELBE	Sub	\$ 213,194.00	
1	Acme Safety & Supply Corp	H207202	Task #9 - Ocean Beach Improv 1 Project	SLBE	Sub	\$ 4,500.00	\$ 4,500.00
2	Acrostic Construction Management	H2125782	Design of Kearny Mesa Trunk Sewer	SLBE	Sub	\$ 82,500.00	\$ 202,495.20
	Acrostic Construction Management	H2226048	Design of El Cerrito Improv 1 Pipeline	SLBE	Sub	\$ 119,995.20	
1	Affordable Pipeline Services	H2226032	Task #1 - Chollas Creek to Bayshore Multi-Path and Barrio Logan	ELBE	Sub	\$ 35,250.00	\$ 35,250.00
1	Aguirre & Associates	H186985	Task #21 - Village Center Loop - Feasibility Study	SLBE	Sub	\$ 27,933.00	\$ 27,933.00
1	AirX Utility Surveyors, Inc.	H2125782	Design of Kearny Mesa Trunk Sewer	SLBE	Sub	\$ 27,500.00	\$ 27,500.00
27	Allied Geotechnical Engineers, Inc.	H2225961	Task #1 - Miramar Reservoir Recreation Facilities	SLBE	Sub	\$ 26,352.70	\$ 2,717,902.61
	Allied Geotechnical Engineers, Inc.	H207068	Task #9 - Lake Hodges Dam Replacement Project	SLBE	Sub	\$ 836,102.00	
	Allied Geotechnical Engineers, Inc.	H2226043	Storm Water Pump Station D Component Upgrade	SLBE	Sub	\$ 110,129.74	
	Allied Geotechnical Engineers, Inc.	H2226090	Morena Blvd Bridge Water Pipeline Replacement	SLBE	Sub	\$ 33,301.00	
	Allied Geotechnical Engineers, Inc.	H2226031	Task #7 - MYF Terminal Parking Lot	SLBE	Sub	\$ 38,301.00	
	Allied Geotechnical Engineers, Inc.	H2326146	Task #1- Mission Hills NE Storm Drain Replacement	SLBE	Sub	\$ 30,402.00	
	Allied Geotechnical Engineers, Inc.	H2326148	Task #1 - Golden Hill & South Park SD	SLBE	Sub	\$ 51,340.00	
	Allied Geotechnical Engineers, Inc.	H2326148	Task #2 - Laurelridge Court Storm Drain	SLBE	Sub	\$ 19,861.00	
	Allied Geotechnical Engineers, Inc.	H2326149	Task #1- Uptown Storm Drain Replacement	SLBE	Sub	\$ 62,844.00	
	Allied Geotechnical Engineers, Inc.	H2326146	Task #2 - Campus Drive Dr. SD - Repl Project	SLBE	Sub	\$ 14,107.00	
	Allied Geotechnical Engineers, Inc.	H2326147	Task #1 - University Ave Culvert Reconstruction Project	SLBE	Sub	\$ 19,627.00	
	Allied Geotechnical Engineers, Inc.	H2326147	Task #4 - Skyline South SD Replacement Project	SLBE	Sub	\$ 76,070.00	
	Allied Geotechnical Engineers, Inc.	H2226041	Lakeside Valve Station Replacement	SLBE	Sub	\$ 37,878.00	
	Allied Geotechnical Engineers, Inc.	H2326149	Task #3 - Storm Drain Group 1013	SLBE	Sub	\$ 57,531.00	
	Allied Geotechnical Engineers, Inc.	H2326147	Task #3 - North Park Storm Drain Replacement	SLBE	Sub	\$ 48,304.55	
	Allied Geotechnical Engineers, Inc.	H2225952	Task #3 - El Capitan Dam Spillway Slope and Spillway Vegetation Removal	SLBE	Sub	\$ 569,900.00	
	Allied Geotechnical Engineers, Inc.	H2326148	Task #4 - Clairemont Mesa Storm Drain replacement Southwest	SLBE	Sub	\$ 41,800.00	
	Allied Geotechnical Engineers, Inc.	H2226019	Task #10 - Stormwater CIP Program Management	SLBE	Sub	\$ 56,733.00	
	Allied Geotechnical Engineers, Inc.	H2226031	Task # 3 - Paradise Hills Pipeline Replacement Project	SLBE	Sub	\$ 31,716.00	
	Allied Geotechnical Engineers, Inc.	H2426362-M	PS2 Improv & Modernization	SLBE	Sub	\$ 14,705.62	
	Allied Geotechnical Engineers, Inc.	H2226032	Task #1 - Chollas Creek to Bayshore Multi-Path and Barrio Logan	SLBE	Sub	\$ 63,458.00	
	Allied Geotechnical Engineers, Inc.	H2326148	Task #7 - Cherokee Storm Drain Replacement Project	SLBE	Sub	\$ 11,436.00	
	Allied Geotechnical Engineers, Inc.	H2326146	Task #4 - Adams North SD	SLBE	Sub	\$ 48,144.00	
	Allied Geotechnical Engineers, Inc.	H2226032	Task #2 - College-Meridian to Judy McCarthy Sidewalk	SLBE	Sub	\$ 26,713.00	
	Allied Geotechnical Engineers, Inc.	H2226019	Green Infrastructure 1024 Project	SLBE	Sub	\$ 24,305.00	
	Allied Geotechnical Engineers, Inc.	H2125782	Design of Kearny Mesa Trunk Sewer	SLBE	Sub	\$ 330,000.00	
Allied Geotechnical Engineers, Inc.	H2326171	Design of Sunset Cliffs Natural Park Drainage Improvements - Phase I & II	SLBE	Sub	\$ 36,841.00		
1	Allstate Services, Inc.	10090067-24-K	Environmental Health Coalition	SLBE	Prime	\$ 2,500,000.00	\$ 2,500,000.00
2	Alta Land Surveying, Inc.	H197044	Task #15 - Tierrasanta Improvements 2A Project	SLBE	Prime	\$ 63,747.30	\$ 420,875.20
	Alta Land Surveying, Inc.	H2326179	Task #3 - Oak Park Improv	SLBE	Prime	\$ 357,127.90	
2	Alyson Corporation	H2226027	Telecote Canyon Trunk Sewer Improvement & Golf Course Water Connection	ELBE	Sub	\$ 381,925.12	\$ 383,625.12
	Alyson Corporation	K-23-2125-SLS-1	Curb Ramp at El Cajon Blvd & Fairmont Ave. Project	ELBE	Sub	\$ 1,700.00	
1	Ambrbit Services, Inc.	K-23-2174-JOC-3	Task #3 - De Anza North East Parking Lot	SLBE	Sub	\$ 66,721.00	\$ 66,721.00

Total # of Contracts	Firm Name	Bid Number	Project Title	Certification	Role	Contract Amount	Total \$ Amount
4	Paula Roberts DBA Aqua Community Relations Group	10090088-24-E	Branding and Marketing Consultant Services	ELBE	Sub	\$ 20,000.00	\$ 126,944.20
	Paula Roberts DBA Aqua Community Relations Group	K-24-1821-DBB-3-D-C	Montezuma/Mid-City Pipeline Phase 2 and 70th Alvarado to Saranac Sidewalk	ELBE	Sub	\$ 79,951.75	
	Paula Roberts DBA Aqua Community Relations Group	H2326163	Valencia Park Improv	ELBE	Sub	\$ 21,992.45	
	Paula Roberts DBA Aqua Community Relations Group	H2326146	Task #1 - Mission Hills NE Storm Drain Replacement	SLBE	Sub	\$ 5,000.00	
1	Arce Custom Cabinets, Inc.	K-24-2197-DBB-3-A-C	Mira Mesa Community Park Improvements Phase II Project	ELBE	Sub	\$ 103,877.00	\$ 103,877.00
1	Armbrit Services, Inc.	K-23-2174-JOC-3	Task #1 - Montgomery Gibbs Executive Airport	SLBE	Sub	\$ 300,000.00	\$ 300,000.00
2	Balboa Engineering, Inc.	H186986	Task #16 - Water Group 525C and Water Group 525E	ELBE	Sub	\$ 72,929.50	\$ 161,163.22
	Balboa Engineering, Inc.	H2426362-M	PS2 Improv & Modernization	ELBE	Sub	\$ 88,233.72	
3	Balk Biological	H2226096	Cultural Resources Consultant Services for the Utilities Undergrounding Program	ELBE	Sub	\$ 100,000.00	\$ 159,420.00
	Balk Biological	H186995	Task #26 - Barret Dam Outlet Tower Bullhead and Drawdown	ELBE	Sub	\$ 29,710.00	
	Balk Biological	H186995	Task #28 - Morena Dam Upstream Face Replacement	ELBE	Sub	\$ 29,710.00	
1	Baraneck Consulting Group	H2225990	Task #4 - Rancho Bernardo Community Dog Park	SLBE	Sub	\$ 20,000.00	\$ 20,000.00
11	Barnett Quality Control Services, Inc.	H2226048	Design of El Cerrito Improv 1 Pipeline	SLBE	Sub	\$ 89,996.40	\$ 596,124.49
	Barnett Quality Control Services, Inc.	H2226113	Design of Golden Hill Improvement II	SLBE	Sub	\$ 82,366.25	
	Barnett Quality Control Services, Inc.	H2226033	Task #11 - Stormwater Diversions at Point Loma Treatment Plant	SLBE	Sub	\$ 39,900.00	
	Barnett Quality Control Services, Inc.	H2226033	Task #9 - Sewer and AC Water Group 794	SLBE	Sub	\$ 42,374.00	
	Barnett Quality Control Services, Inc.	H2226033	Task #9 - Sewer & AC Water Group 794	SLBE	Sub	\$ 42,374.00	
	Barnett Quality Control Services, Inc.	H2226033	Task #12 - NTC H-Barracks Shelter Project	SLBE	Sub	\$ 10,637.00	
	Barnett Quality Control Services, Inc.	K-23-2133-DBB-3	Morena Dam Spillway Near-Term Repair	SLBE	Sub	\$ 82,000.00	
	Barnett Quality Control Services, Inc.	K-23-2073-DB1-3-A	Miramar Place CNG Facility Upgrades	SLBE	Sub	\$ 68,277.84	
	Barnett Quality Control Services, Inc.	K-24-2170-DBB-3-A-C	Beyer Park Development	SLBE	Sub	\$ 75,000.00	
	Barnett Quality Control Services, Inc.	K-24-2258-DB1-3	Adams North Improv 1	SLBE	Sub	\$ 53,499.00	
1	Belcourt Engineering	K-24-2263-DB1-3	Talmadge Improv 1	SLBE	Sub	\$ 9,700.00	
1	Belcourt Engineering	H2226019	Task #10 - Stormwater CIP Program Management	SLBE	Sub	\$ 14,700.00	\$ 14,700.00
1	Birds Eye Aerial Drones	K-24-1821-DBB-3-D-C	Montezuma/Mid-City Pipeline Phase 2 and 70th Alvarado to Saranac Sidewalk	SLBE	Sub	\$ 2,500.00	\$ 2,500.00
1	Blackhawk Environmental, Inc.	H207193	Task #4 - Disposal Site Water Monitoring	ELBE	Sub	\$ 9,100.00	\$ 9,100.00
9	Blue Lake Civil	H2226113	Design of Golden Hill Improvement II	ELBE	Sub	\$ 359,116.85	\$ 1,069,387.35
	Blue Lake Civil	H2226090	Morena Blvd Bridge Water Pipeline Replacement	ELBE	Sub	\$ 42,909.00	
	Blue Lake Civil	H2326148	Task #1 - Golden Hill & South Park SD	ELBE	Sub	\$ 79,282.00	
	Blue Lake Civil	H2226033	Task #10 - Diameter Cast Iron Water Replacement	ELBE	Sub	\$ 37,518.00	
	Blue Lake Civil	H2226033	Task #10 - Small Diameter Cast Iron Water Replacement	ELBE	Sub	\$ 37,518.00	
	Blue Lake Civil	H2326125	Golden Hill Improv 1	ELBE	Sub	\$ 339,823.50	
	Blue Lake Civil	H2226031	Task #3 - Paradise Hills Pipeline Replacement Project	ELBE	Sub	\$ 98,220.00	
	Blue Lake Civil	H2226032	Task #1 - Chollas Creek to Bayshore Multi-Path and Barrio Logan	ELBE	Sub	\$ 60,000.00	
1	Blue Lake Civil	H2326149	Stormwater Design and Engineering Agreements	SLBE	Sub	\$ 15,000.00	
1	Bonita Pipeline, Inc.	K-23-2105-JOC-3-A	Task #1 - N. Torrey Pines Rd. Bridge/Los Penasquitos	SLBE	Sub	\$ 215,000.00	\$ 215,000.00
2	Brino Builders, Inc.	K-24-2272-DBB-3	Olive Grove Community Park ADA Improvements	ELBE	Sub	\$ 442,860.00	\$ 1,200,235.00
	Brino Builders, Inc.	K-24-2005-DBB-3-C	Alvarado 2nd Extension Pipeline	ELBE	Sub	\$ 757,375.00	
6	BSE Engineering	H2225961	Task #1 - Miramar Reservoir Recreation Facilities	SLBE	Sub	\$ 26,352.70	\$ 251,531.70
	BSE Engineering	H2226031	Task #7 - MYF Terminal Parking Lot	SLBE	Sub	\$ 51,060.00	
	BSE Engineering	H2225992	Task #1 - Mt. Hope Rec Center @ Dennis V Allen Park	SLBE	Sub	\$ 14,110.00	
	BSE Engineering	H222592	Task #4 - Marie Widman Memorial Park	SLBE	Sub	\$ 15,080.00	
	BSE Engineering	H2226031	Task #8 - Alvarado WTP Area 40 Sludge Ponds	SLBE	Sub	\$ 119,740.00	
	BSE Engineering	H2226032	Task #1 - Chollas Creek to Bayshore Multi-Path and Barrio Logan	SLBE	Sub	\$ 25,189.00	
2	Byrne Communications	H197121	Trails Master Plan Existing Conditions Report	ELBE	Sub	\$ 57,000.00	\$ 71,060.00
	Byrne Communications	H197123	Task #6 - Mobility Master Plan - FY 24 Support	ELBE	Sub	\$ 14,060.00	
1	California Asphalt Paving and Grading, Inc.	K-24-2003-DBB-3-A	Water and Sewer Group 965	ELBE	Sub	\$ 644,933.24	\$ 644,933.24
1	Carroll General Engineering, Inc.	K-24-1821-DBB-3-D-C	Montezuma/Mid-City Pipeline Phase 2 and 70th Alvarado to Saranac Sidewalk	SLBE	Sub	\$ 80,000.00	\$ 80,000.00
4	Cecilia's Safety Service, Inc.	H207201	Task #5 - AC Water and Sewer Group 1040 Project	SLBE	Sub	\$ 9,392.10	\$ 529,392.10
	Cecilia's Safety Service, Inc.	K-23-2168-DBB-3-C	Lakeside Valve Station Replacement	SLBE	Sub	\$ 85,000.00	
	Cecilia's Safety Service, Inc.	K-24-2228-DBB-3	Asphalt Overlay Group 2200 Project	SLBE	Sub	\$ 50,000.00	
	Cecilia's Safety Service, Inc.	K-24-1821-DBB-3-D-C	Montezuma/Mid-City Pipeline Phase 2 and 70th Alvarado to Saranac Sidewalk	SLBE	Sub	\$ 385,000.00	



Total # of Contracts	Firm Name	Bid Number	Project Title	Certification	Role	Contract Amount	Total \$ Amount
4	Chen Ryan Associates	H2225991	Task #2 - Rancho Bernardo Community Park Lighting Project	SLBE	Sub	\$ 9,390.00	\$ 233,228.00
	Chen Ryan Associates	H186986	Task #16 - Water Group 525C and Water Group 525E	SLBE	Sub	\$ 65,686.00	
	Chen Ryan Associates	H197122	Task #5 - Mid-City CPU Phase I	SLBE	Sub	\$ 153,152.00	
	Chen Ryan Associates	H186996	Task #19 - El Capitan Dam Spillway Slope Stability Project	SLBE	Sub	\$ 5,000.00	
2	Citythinkers, Inc.	H197122	Task #5 - Mid-City CPU Phase I	ELBE	Sub	\$ 25,000.00	\$ 65,000.00
	Citythinkers, Inc.	H197114	Task #4 - Coastal Resilience Master Plan	ELBE	Sub	\$ 40,000.00	
3	CityWorks People + Places, Inc.	H2226090	Morena Blvd Bridge Water Pipeline Replacement	ELBE	Sub	\$ 78,740.00	\$ 147,550.00
	CityWorks People + Places, Inc.	H197127	Task #4 - Blueprint SD: Edits and Design Support	ELBE	Sub	\$ 13,000.00	
	CityWorks People + Places, Inc.	H197125	Task #4 - Bicycle Master Plan Update	ELBE	Sub	\$ 55,810.00	
1	Civil Security Solutions	K-24-1821-DBB-3-D-C	Montezuma/Mid-City Pipeline Phase 2 and 70th Alvarado to Saranac Sidewalk	ELBE	Sub	\$ 120,000.00	\$ 120,000.00
2	CJ Roberts, Inc.	H186999	Task #27 - Mira Mesa Pool & Skate Plaza Phase II	SLBE	Sub	\$ 13,300.00	\$ 162,636.76
	CJ Roberts, Inc.	H186999	Task #32 - Villa La Jolla Drainage System	ELBE	Sub	\$ 149,336.76	
2	Coast Landscaping, Inc.	K-24-1952-DBB-3-A	EMTS Boat Dock Esplanade Project	ELBE	Sub	\$ 334,600.00	\$ 450,600.00
	Coast Landscaping, Inc.	K-24-1821-DBB-3-D-C	Montezuma/Mid-City Pipeline Phase 2 and 70th Alvarado to Saranac Sidewalk	ELBE	Sub	\$ 116,000.00	
1	Coastal Land Solutions	H186986	Task #16 - Water Group 525C and Water Group 525E	ELBE	Sub	\$ 171,600.00	\$ 171,600.00
3	CODE 3 Media	K-22-2076-JOC-3-A	Task #5 - Rancho Penasquitos Improvements 2 Project	ELBE	Sub	\$ 3,600.00	\$ 18,720.00
	CODE 3 Media	K-24-2247-DBB-3	Bay Ho Improv 2	ELBE	Sub	\$ 10,080.00	
	CODE 3 Media	K-23-2164-DBB-3	University City Improv 1	ELBE	Sub	\$ 5,040.00	
2	Cook + Schmid, LLC	10090031-23-V	Real Estate Advisory and Engagement Consulting Services	SLBE	Sub	\$ 156,250.00	\$ 1,156,250.00
	Cook + Schmid, LLC	10090081-24-K	Public Relations Consultant for Measure B	SLBE	Prime	\$ 1,000,000.00	
1	Craftwater Engineers	H2326149	Stormwater Design and Engineering Agreements	ELBE	Sub	\$ 90,000.00	\$ 90,000.00
1	CriticalPath Environmental	H187018	Task #25 - San Diego Miramar Landfill	SLBE	Sub	\$ 46,000.00	\$ 46,000.00
7	CTE, Inc.	K-21-1974-JOC-3	Task #2 - Paradise Mesa Cathodic Protection Improvements	ELBE	Prime	\$ 593,570.61	\$ 6,600,740.12
	CTE, Inc.	L-23-2141-DBB-1	Aquarius & Camino Ruiz Traffic Signal	ELBE	Prime	\$ 497,000.00	
	CTE, Inc.	K-23-2140-JOC-3-A	Task #1 - SD Street Lighting Repairs	ELBE	Prime	\$ 2,224,991.83	
	CTE, Inc.	K-21-1974-JOC-3	Task #8 - Block 2S1 UUD and Block 1M Job1 UUD Streetlight	ELBE	Prime	\$ 282,385.44	
	CTE, Inc.	K-23-2140-JOC-3-A	Task #3 - Park Lighting Repair Project	ELBE	Prime	\$ 700,000.00	
	CTE, Inc.	K-23-2140-JOC-3-A	Task #2 - Upgrading Park Lighting Fixtures to Light Emitting Diode (LED)	ELBE	Prime	\$ 1,483,792.24	
1	Cvaldo Corporation, Inc.	H2326149	Stormwater Design and Engineering Agreements	SLBE	Sub	\$ 60,000.00	\$ 60,000.00
1	D. Lowen Electric, Inc.	K-23-2073-DB1-3-A	Miramar Place CNG Facility Upgrades	ELBE	Sub	\$ 101,300.00	\$ 101,300.00
1	D3 Construction Services, Inc.	K-24-1821-DBB-3-D-C	Montezuma/Mid-City Pipeline Phase 2 and 70th Alvarado to Saranac Sidewalk	SLBE	Sub	\$ 170,000.00	\$ 170,000.00
1	Del Mar Environmental	H2225954	Task #1 - As-Needed Civil Engineering Services	SLBE	Sub	\$ 20,265.00	\$ 20,265.00
2	DeRollo Pipeline, Inc.	K-24-2216-DBB-3	Ventura Comfort Station Improv	ELBE	Sub	\$ 143,800.00	\$ 715,100.00
	DeRollo Pipeline, Inc.	K-24-2261-DBB-3	Marcy Neighborhood Park Improvements	SLBE	Sub	\$ 571,300.00	
19	Dick Miller, Inc.	K-24-2202-DBB-3	Hodges Near-Term Repairs Improvement Project	SLBE	Sub	\$ 167,250.00	\$ 26,519,611.40
	Dick Miller, Inc.	K-24-2199-DBB-3	Asphalt Overlay 2202 Phase I	SLBE	Sub	\$ 100,000.00	
	Dick Miller, Inc.	M-24-0053	Fencing at 1801 Logan Avenue	SLBE	Prime	\$ 121,153.60	
	Dick Miller, Inc.	K-23-2164-DBB-3	University City Improv 1	SLBE	Sub	\$ 834,712.65	
	Dick Miller, Inc.	K-23-2105-JOC-3	Task #4 - ADA Mid-City MS TSW1	SLBE	Sub	\$ 219,574.00	
	Dick Miller, Inc.	K-22-2070-JOC-3	Task #5 - Orange Ave Rd Imp UU24	SLBE	Sub	\$ 166,002.00	
	Dick Miller, Inc.	K-23-2173-JOC-3	Task #1 - Asphalt Overlay Group 2305	SLBE	Sub	\$ 449,092.00	
	Dick Miller, Inc.	K-24-2237-DBB-3	Sidewalk Replacement Group 1902B	SLBE	Prime	\$ 1,670,072.34	
	Dick Miller, Inc.	K-24-2213-DBB-3	Mission Bay Park El Carmel Comfort Station	SLBE	Prime	\$ 2,253,353.22	
	Dick Miller, Inc.	K-23-2173-JOC-3	Task #6 - Dagget Street & Red Rock Drive Paving Project	SLBE	Sub	\$ 291,448.00	
	Dick Miller, Inc.	K-23-2125-SLS-1	Curb Ramp at El Cajon Blvd & Fairmont Ave. Project	SLBE	Sub	\$ 52,200.00	
	Dick Miller, Inc.	K-24-2170-DBB-3-A-C	Beyer Park Development	SLBE	Prime	\$ 16,648,310.00	
	Dick Miller, Inc.	K-23-2174-JOC-3	Task #3 - 54th Street Market to Santa Margartia Sidewalk Project	SLBE	Prime	\$ 467,979.09	
	Dick Miller, Inc.	K-23-2173-JOC-3	Golfcrest (Jackson-Wandermere) Rd Imp. Project	SLBE	Sub	\$ 85,806.00	
	Dick Miller, Inc.	K-23-2173-JOC-3	Task #5 - GJ Crown Point South of La Playa	SLBE	Sub	\$ 26,040.00	
	Dick Miller, Inc.	K-24-1821-DBB-3-D-C	Montezuma/Mid-City Pipeline Phase 2 and 70th Alvarado to Saranac Sidewalk	SLBE	Sub	\$ 499,349.50	
Dick Miller, Inc.	K-24-2258-DB1-3	Adams North Improv 1	SLBE	Sub	\$ 1,927,795.00		
Dick Miller, Inc.	K-24-2270-DBB-3	AC Water and Sewer Group 1040	SLBE	Sub	\$ 364,474.00		
Dick Miller, Inc.	K-23-2105-JOC-3-A	Task #9 - Guy St Storm Drain and Water Main Replacement	SLBE	Sub	\$ 175,000.00		

Total # of Contracts	Firm Name	Bid Number	Project Title	Certification	Role	Contract Amount	Total \$ Amount
1	DLG Contractors, Inc.	K-24-2272-DBB-3	Olive Grove Community Park ADA Improvements	ELBE	Sub	\$ 10,400.00	\$ 10,400.00
1	DuWright Construction, Inc.	L-24-2257-DBB-2	Urban Village Idea Lab HVAC Replacement	ELBE	Prime	\$ 642,000.00	\$ 642,000.00
6	Easy Flow, LLC	K-22-2076-JOC-3-A	Task #8 -Clairemont Mesa East Improv 3 Project	SLBE	Sub	\$ 331,100.00	\$ 4,970,932.00
	Easy Flow, LLC	K-22-2076-JOC-3-A	Task #8 - Clairemont Mesa East Improv 3 Project	SLBE	Sub	\$ 331,100.00	
	Easy Flow, LLC	K-24-2229-DBB-3	University City Improv 2	SLBE	Sub	\$ 2,050,000.00	
	Easy Flow, LLC	K-24-2247-DBB-3	Bay Ho Improv 2	SLBE	Sub	\$ 163,200.00	
	Easy Flow, LLC	K-24-2248-DBB-3	Tierrasanta Improv 2	SLBE	Sub	\$ 451,200.00	
	Easy Flow, LLC	K-24-2255-DBB-3	Lake Murray Improv 1	SLBE	Sub	\$ 1,644,332.00	
3	Electrical Design Inc	H2225990	Task #4 - Rancho Bernardo Community Dog Park	ELBE	Sub	\$ 6,156.00	\$ 29,983.50
	Electrical Design Inc	H2225990	Task #8 - John Baca Park Improv	ELBE	Sub	\$ 20,007.00	
	Electrical Design Inc	H2225990	San Ysidro Activity Center Parking Lot ADA Improv	ELBE	Sub	\$ 3,820.50	
1	Estrada Land Planning, Inc.	H2326163	Valencia Park Improv	ELBE	Sub	\$ 13,995.50	\$ 13,995.50
1	Frank and Son Paving, Inc.	K-24-1821-DBB-3-D-C	Montezuma/Mid-City Pipeline Phase 2 and 70th Alvarado to Saranac Sidewalk	SLBE	Sub	\$ 520,000.00	\$ 520,000.00
3	G. Scott Asphalt, Inc.	K-23-2164-DBB-3	University City Improv 1	SLBE	Sub	\$ 248,111.10	\$ 658,145.10
	G. Scott Asphalt, Inc.	K-23-2178-JOC-3	Task #3 - NTC Barracks Demo	SLBE	Sub	\$ 346,287.00	
	G. Scott Asphalt, Inc.	K-23-2173-JOC-3	Golfcrest (Jackson-Wandermere) Rd Imp. Project	SLBE	Sub	\$ 63,747.00	
1	Gateway Pacific Management	H2326149	Stormwater Design and Engineering Agreements	ELBE	Sub	\$ 15,000.00	\$ 15,000.00
2	GIS Surveyors, Inc.	H2225961	Task #1 - Miramar Reservoir Recreation Facilities	SLBE	Sub	\$ 7,905.81	\$ 22,718.81
	GIS Surveyors, Inc.	H2225961	Task #6 - Spindrift Drive Beach Access Walkway Project	SLBE	Sub	\$ 14,813.00	
2	Golden Triangle Land Surveying, Inc.	K-24-2272-DBB-3	Olive Grove Community Park ADA Improvements	ELBE	Sub	\$ 30,030.00	\$ 56,940.00
	Golden Triangle Land Surveying, Inc.	K-24-2269-DBB-3	Coral Gate Neighborhood Park Playground Improv	ELBE	Sub	\$ 26,910.00	
2	Helenschmidt Geotechnical, Inc.	H207201	Task #5 - AC Water and Sewer Group 1040 Project	ELBE	Prime	\$ 75,048.40	\$ 136,066.60
	Helenschmidt Geotechnical, Inc.	H207201	Task #8 - Colina Del Sol Improv 1	ELBE	Prime	\$ 61,018.20	
2	Heritage Architecture & Planning	H2226031	Task #6 - Junipero Serra Museum	SLBE	Sub	\$ 15,820.00	\$ 27,800.00
	Heritage Architecture & Planning	H2326171	Design of Sunset Cliffs Natural Park Drainage Improvements - Phase I & II	SLBE	Sub	\$ 11,980.00	
3	Hoch Consulting, APC	H2326163	Valencia Park Improv	SLBE	Sub	\$ 36,987.31	\$ 427,721.03
	Hoch Consulting, APC	H2426362-M	PS2 Improv & Modernization	SLBE	Sub	\$ 88,233.72	
	Hoch Consulting, APC	H2125782	Design of Kearny Mesa Trunk Sewer	ELBE	Sub	\$ 302,500.00	
1	HR Mechanical, Corp.	K-24-2197-DBB-3-A-C	Mira Mesa Community Park Improvements Phase II Project	SLBE	Sub	\$ 1,145,000.00	\$ 1,145,000.00
2	HSCC, Inc.	K-24-1952-DBB-3-A	EMTS Boat Dock Esplanade Project	SLBE	Prime	\$ 1,563,875.00	\$ 4,274,875.00
	HSCC, Inc.	K-24-2216-DBB-3	Ventura Comfort Station Improv	SLBE	Prime	\$ 2,711,000.00	
2	Hurricane & Poway Fence Co., Inc.	K-23-2173-JOC-3	Task #7 - Mt. View Sports Courts Project	ELBE	Sub	\$ 20,000.00	\$ 25,568.50
	Hurricane & Poway Fence Co., Inc.	K-23-2173-JOC-3 - South	Upas Street Pipeline Replacement & Curb Ramps Improv	ELBE	Sub	\$ 5,568.50	
2	Imagine Creative Services, LLC	H197122	Task #5 - Mid-City CPU Phase I	ELBE	Sub	\$ 30,500.00	\$ 48,480.00
	Imagine Creative Services, LLC	H197122	Task #2 - Engagement Guide Engagement Services Phase 2	ELBE	Sub	\$ 17,980.00	
1	In-line Fence & Railing Co., Inc.	K-24-2197-DBB-3-A-C	Mira Mesa Community Park Improvements Phase II Project	SLBE	Sub	\$ 700,646.00	\$ 700,646.00
1	IO Environmental & Infrastructure, Inc.	L-24-2200-DBB-2-A	Los Penasquitos Canyon Preserve Phase II Enhancement Project	SLBE	Prime	\$ 538,929.27	\$ 538,929.27
2	ivet Environmental, Inc.	K-24-1821-DBB-3-D-C	Montezuma/Mid-City Pipeline Phase 2 and 70th Alvarado to Saranac Sidewalk	ELBE	Sub	\$ 112,320.00	\$ 173,320.00
	ivet Environmental, Inc.	K-24-2270-DBB-3	AC Water and Sewer Group 1040	ELBE	Sub	\$ 61,000.00	
1	JB Dirtworks	K-24-2197-DBB-3-A-C	Mira Mesa Community Park Improvements Phase II Project	ELBE	Sub	\$ 1,265,048.00	\$ 1,265,048.00
1	Jennette Company, Inc.	K-23-2127-DBB-3	MBC Gas Detection System Replacement	ELBE	Sub	\$ 265,135.00	\$ 265,135.00
8	Jerusalem Construction, Inc. DBA Miramar General	K-24-2278-DBB-3	North Park Improvements 2 and La Jolla Improvements 1	SLBE	Sub	\$ 214,795.00	\$ 3,538,857.00
	Jerusalem Construction, Inc. DBA Miramar General	K-23-2173-JOC-3 - South	Upas Street Pipeline Replacement & Curb Ramps Improv	SLBE	Sub	\$ 56,550.00	
	Jerusalem Construction, Inc. DBA Miramar General	K-24-2199-DBB-3	Asphalt Overlay 2202 Phase I	SLBE	Sub	\$ 892,000.00	
	Jerusalem Construction, Inc. DBA Miramar General	L-23-2141-DBB-1	Aquarius & Camino Ruiz Traffic Signal	SLBE	Sub	\$ 48,100.00	
	Jerusalem Construction, Inc. DBA Miramar General	K-24-2204-DBB-3	AC Overlay Group 2302	SLBE	Sub	\$ 780,156.00	
	Jerusalem Construction, Inc. DBA Miramar General	K-23-2173-JOC-3	Task #2 - AC Overlay Navajo Rd (SS)	SLBE	Sub	\$ 458,875.00	
	Jerusalem Construction, Inc. DBA Miramar General	K-23-2173-JOC-3	Task #1 - Asphalt Overlay Group 2306	SLBE	Sub	\$ 458,875.00	
	Jerusalem Construction, Inc. DBA Miramar General	K-24-2263-DB1-3	Talmadge Improv 1	SLBE	Sub	\$ 629,506.00	
1	Johnston Tractor, Inc.	K-24-2216-DBB-3	Ventura Comfort Station Improv	ELBE	Sub	\$ 74,376.00	\$ 74,376.00
3	Kenny Consulting Services, Inc.	H2226041	Lakeside Valve Station Replacement	ELBE	Sub	\$ 343,000.00	\$ 615,316.56
	Kenny Consulting Services, Inc.	H2225952	Task #3 - El Capitan Dam Spillway Slope and Spillway Vegetation Removal	ELBE	Sub	\$ 81,354.00	
	Kenny Consulting Services, Inc.	H2226027	Telecote Canyon Trunk Sewer Improvement & Golf Course Water Connection	ELBE	Sub	\$ 190,962.56	
1	Kettler Leweck Engineering	H2225995	Traffic Control Design Services	ELBE	Sub	\$ 62,500.00	\$ 62,500.00

Total # of Contracts	Firm Name	Bid Number	Project Title	Certification	Role	Contract Amount	Total \$ Amount
2	Kirk Paving, Inc.	K-23-2073-DB1-3-A	Miramar Place CNG Facility Upgrades	SLBE	Sub	\$ 631,975.00	\$ 652,425.00
	Kirk Paving, Inc.	K-24-1952-DBB-3-A	EMTS Boat Dock Esplanade Project	SLBE	Sub	\$ 20,450.00	
1	Lacey Consulting, Inc.	K-24-2270-DBB-3	AC Water and Sewer Group 1040	ELBE	Sub	\$ 145,000.00	\$ 145,000.00
4	LC Tree Service	K-23-2032-DBB-3	Sidewalk Replacement Group 1903 - SE & CH	SLBE	Sub	\$ 45,000.00	\$ 93,200.00
	LC Tree Service	K-24-2199-DBB-3	Asphalt Overlay 2202 Phase I	SLBE	Sub	\$ 11,000.00	
	LC Tree Service	K-24-2203-DBB-3	Asphalt Overlay Group 2301	SLBE	Sub	\$ 24,300.00	
	LC Tree Service	K-24-2228-DBB-3	Asphalt Overlay Group 2200 Project	SLBE	Sub	\$ 12,900.00	
3	Leopold Biological Services dba Christine Harvey	L-23-2188-DBB-2	South Chollas Creek and Paradise Canyon Open Space Wetland Mitigation Project	ELBE	Sub	\$ 46,375.50	\$ 99,466.50
	Leopold Biological Services dba Christine Harvey	K-24-2194-DBB-2-A	Smythe Channel and Via De La Bandola Channel Permittee Responsible Mitigation Project	ELBE	Sub	\$ 46,893.00	
	Leopold Biological Services dba Christine Harvey	K-23-2133-DBB-3	Morena Dam Spillway Near-Term Repair	ELBE	Sub	\$ 6,198.00	
1	Lesar Development Consultants	H197116	Task #2 Mod 1 - City Property Home Opportunity Framework	SLBE	Sub	\$ 125,500.00	\$ 125,500.00
2	Limited Access Unlimited, Inc.	H187003	Task #56 - Waste Survey Borings, South Miramar Landfill	ELBE	Sub	\$ 23,500.00	\$ 32,565.00
	Limited Access Unlimited, Inc.	H207201	Task #5 - AC Water and Sewer Group 1040 Project	ELBE	Sub	\$ 9,065.00	
7	Loveless Linton, Inc.	K-24-2273-DBB-3	Sewer & AC Water Group 793A	SLBE	Sub	\$ 380,623.00	\$ 1,035,037.13
	Loveless Linton, Inc.	K-24-1821-DBB-3-D-C	Montezuma/Mid-City Pipeline Phase 2 and 70th Alvarado to Saranac Sidewalk	SLBE	Sub	\$ 153,000.00	
	Loveless Linton, Inc.	K-24-2005-DBB-3-C	Alvarado 2nd Extension Pipeline	SLBE	Sub	\$ 145,942.00	
	Loveless Linton, Inc.	K-24-2247-DBB-3	Bay Ho Improv 2	SLBE	Sub	\$ 144,900.00	
	Loveless Linton, Inc.	K-24-2268-DBB-3	Redwood Village/Rolando Park Improv	SLBE	Sub	\$ 27,408.00	
	Loveless Linton, Inc.	K-24-2270-DBB-3	AC Water and Sewer Group 1040	SLBE	Sub	\$ 179,014.13	
1	M.S. Hatch Consulting, LLC	H2225961	Task #6 - Spindrift Drive Beach Access Walkway Project	SLBE	Sub	\$ 4,150.00	\$ 16,100.00
		H187018	Task #25 - San Diego Miramar Landfill	ELBE	Sub	\$ 16,100.00	
11	Makelele Systems Lanscape & Maintenance, Inc.	K-23-2174-JOC-3	Task #3 - De Anza North East Parking Lot	ELBE	Sub	\$ 342,826.00	\$ 5,945,439.50
	Makelele Systems Lanscape & Maintenance, Inc.	K-24-2236-DBB-3	Sidewalk Replacement Group 1902A	ELBE	Sub	\$ 405,280.00	
	Makelele Systems Lanscape & Maintenance, Inc.	K-24-2237-DBB-3	Sidewalk Replacement Group 1902B	ELBE	Sub	\$ 409,880.00	
	Makelele Systems Lanscape & Maintenance, Inc.	K-24-2216-DBB-3	Ventura Comfort Station Improv	ELBE	Sub	\$ 111,500.00	
	Makelele Systems Lanscape & Maintenance, Inc.	K-24-2170-DBB-3-A-C	Beyer Park Development	ELBE	Sub	\$ 2,529,931.00	
	Makelele Systems Lanscape & Maintenance, Inc.	K-24-2232-DBB-2	La Jolla Farms Outfall Repair Project	SLBE	Sub	\$ 230,567.00	
	Makelele Systems Lanscape & Maintenance, Inc.	K-24-2197-DBB-3-A-C	Mira Mesa Community Park Improvements Phase II Project	SLBE	Sub	\$ 1,201,505.00	
	Makelele Systems Lanscape & Maintenance, Inc.	K-24-2272-DBB-3	Olive Grove Community Park ADA Improvements	SLBE	Sub	\$ 164,812.50	
	Makelele Systems Lanscape & Maintenance, Inc.	K-24-2261-DBB-3	Marcy Neighborhood Park Improvements	SLBE	Sub	\$ 205,500.00	
Makelele Systems Lanscape & Maintenance, Inc.	K-24-2269-DBB-3	Coral Gate Neighborhood Park Playground Improv	SLBE	Sub	\$ 239,167.00		
1	Makelele Systems Lanscape & Maintenance, Inc.	K-24-1973-DBB-3-A	Southcrest Green Infrastructure	ELBE	Sub	\$ 104,471.00	
1	Mann.King: Engineers	H2426362-M	PS2 Improv & Modernization	ELBE	Sub	\$ 88,233.72	\$ 88,233.72
14	Martin & Libby Engineers, Inc.	H197089	Task #14 - Scripps Miramar Ranch Library Roof Replacement	ELBE	Sub	\$ 53,780.00	\$ 697,673.44
	Martin & Libby Engineers, Inc.	H197089	Task #16 - Mission Beach Lifeguard Station	ELBE	Sub	\$ 17,360.00	
	Martin & Libby Engineers, Inc.	H2326163	Valencia Park Improv	ELBE	Sub	\$ 93,967.76	
	Martin & Libby Engineers, Inc.	H2326146	Task #1 - Mission Hills NE Storm Drain Replacement	ELBE	Sub	\$ 36,820.00	
	Martin & Libby Engineers, Inc.	H2326148	Task #1 - Golden Hill & South Park SD	ELBE	Sub	\$ 29,586.00	
	Martin & Libby Engineers, Inc.	H2326146	Task #2 - Campus Drive Dr. SD - Repl Project	ELBE	Sub	\$ 15,500.00	
	Martin & Libby Engineers, Inc.	H197089	Task #17 - University Heights Reservoir Roof Repair	ELBE	Sub	\$ 39,460.00	
	Martin & Libby Engineers, Inc.	H2226032	Task #7 - University Avenue Mobility Project	ELBE	Sub	\$ 25,520.00	
	Martin & Libby Engineers, Inc.	H2326148	Task #4 - Clairemont Mesa Storm Drain replacement Southwest	ELBE	Sub	\$ 39,086.00	
	Martin & Libby Engineers, Inc.	H2226031	Task #13 - Miramar Valve No2 Replacement	ELBE	Sub	\$ 34,930.00	
	Martin & Libby Engineers, Inc.	H2426362-M	PS2 Improv & Modernization	ELBE	Sub	\$ 205,878.68	
	Martin & Libby Engineers, Inc.	H2226032	Task #1 - Chollas Creek to Bayshore Multi-Path and Barrio Logan	ELBE	Sub	\$ 21,800.00	
	Martin & Libby Engineers, Inc.	H2326146	Task #4 - Adams North SD	ELBE	Sub	\$ 59,320.00	
	Martin & Libby Engineers, Inc.	H2226032	Task #2 - College-Meridian to Judy McCarthy Sidewalk	ELBE	Sub	\$ 24,665.00	
2	Maxim Construction Company, Inc.	K-24-2263-DB1-3	Talmdge Improv 1	ELBE	Sub	\$ 1,218,650.00	\$ 1,943,775.00
Maxim Construction Company, Inc.	K-24-2268-DBB-3	Redwood Village/Rolando Park Improv	ELBE	Sub	\$ 725,125.00		
1	MBN Group	H2426362-M	PS2 Improv & Modernization	ELBE	Sub	\$ 29,411.24	\$ 29,411.24
	McGrath Holdings, Inc.	K-23-2174-JOC-3	Task #2 - El Capitan Dam Spillway Vegetation Removal	ELBE	Sub	\$ 4,300.00	\$ 4,850.00
	McGrath Holdings, Inc.	K-22-2076-JOC-3-A	Task #5 - Rancho Penasquitos Improvements 2 Project	ELBE	Sub	\$ 800.00	
	McGrath Holdings, Inc.	K-23-2133-DBB-3	Morena Dam Spillway Near-Term Repair	ELBE	Sub	\$ 700.00	
	McGrath Holdings, Inc.	K-24-2202-DBB-3	Hodges Near-Term Repairs Improvement Project	ELBE	Sub	\$ 4,850.00	

Total # of Contracts	Firm Name	Bid Number	Project Title	Certification	Role	Contract Amount	Total \$ Amount
10	McGrath Holdings, Inc.	K-23-2164-DBB-3	University City Improv 1	ELBE	Sub	\$ 5,000.00	\$ 23,525.00
	McGrath Holdings, Inc.	K-23-2105-JOC-3-A	Task #1 - N. Torrey Pines Rd. Bridge/Los Penasquitos	ELBE	Sub	\$ 3,875.00	
	McGrath Holdings, Inc.	K-23-2125-SLS-1	Curb Ramp at El Cajon Blvd & Fairmont Ave. Project	ELBE	Sub	\$ 800.00	
	McGrath Holdings, Inc.	K-22-2076-JOC-3-A	Task #6 - Miramar Valves Replacement Project	ELBE	Sub	\$ 800.00	
	McGrath Holdings, Inc.	K-22-2076-JOC-3-A	Task #9 - Eastgate Mall AC Replacement Project	ELBE	Sub	\$ 800.00	
	McGrath Holdings, Inc.	K-24-2273-DBB-3	Sewer & AC Water Group 793A	ELBE	Sub	\$ 1,600.00	
1	McLeod Trucking	K-24-2273-DBB-3	Sewer & AC Water Group 793A	ELBE	Sub	\$ 561,600.00	\$ 561,600.00
1	Meridian Archaeological Service & Research, Inc.	K-23-2032-DBB-3	Sidewalk Replacement Group 1903 - SE & CH	SLBE	Sub	\$ 18,567.00	\$ 18,567.00
2	Merkel & Associates, Inc.	H2125782	Design of Kearny Mesa Trunk Sewer	SLBE	Sub	\$ 165,000.00	\$ 175,000.00
	Merkel & Associates, Inc.	K-24-2202-DBB-3	Hodges Near-Term Repairs Improvement Project	SLBE	Sub	\$ 10,000.00	
1	Monument ROW	H2326149	Stormwater Design and Engineering Agreements	ELBE	Sub	\$ 15,000.00	\$ 15,000.00
3	Moor Electric, Inc.	K-23-2105-JOC-3	Task #4 - ADA Mid-City MS TSW1	ELBE	Sub	\$ 54,850.00	\$ 413,543.00
	Moor Electric, Inc.	K-23-2176-DBB-3	Mission Bay Athletic Area Comfort Station Modernization	ELBE	Sub	\$ 187,693.00	
	Moor Electric, Inc.	K-24-2202-DBB-3	Hodges Near-Term Repairs Improvement Project	ELBE	Sub	\$ 171,000.00	
4	Nova Engineering	H2326163	Valencia Park Improv	SLBE	Sub	\$ 97,966.39	\$ 324,549.97
	Nova Engineering	H2226041	Lakeside Valve Station Replacement	SLBE	Sub	\$ 14,867.00	
	Nova Engineering	H2326125	Golden Hill Improv 1	SLBE	Sub	\$ 179,906.58	
	Nova Engineering	H2225990	Task #8 - John Baca Park Improv	SLBE	Sub	\$ 31,810.00	
1	Ocean Paving, Inc.	K-23-2125-SLS-1	Curb Ramp at El Cajon Blvd & Fairmont Ave. Project	ELBE	Sub	\$ 12,100.00	\$ 12,100.00
6	O'Day Consultants, Inc.	H2225956	PLWTP Coastal Erosion Monitoring Program Implementation	SLBE	Sub	\$ 36,712.00	\$ 1,021,860.00
	O'Day Consultants, Inc.	H2225952	Task #4 - Barret Dam Outlet Improv Project	SLBE	Sub	\$ 20,946.00	
	O'Day Consultants, Inc.	H2225952	Task #2 - Morena Dam Upstream Face Replacement	SLBE	Sub	\$ 168,546.00	
	O'Day Consultants, Inc.	H2225952	Task #3 - El Capitan Dam Spillway Slope and Spillway Vegetation Removal	SLBE	Sub	\$ 125,216.00	
	O'Day Consultants, Inc.	H2226019	Task #10 - Stormwater CIP Program Management	ELBE	Sub	\$ 501,894.00	
	O'Day Consultants, Inc.	H2225952	Morena Dam Upstream Face Replacement	SLBE	Sub	\$ 168,546.00	
3	OJ Construction & Consultation	K-23-2178-JOC-3	Task #1 - Alvarado WTP Ladders, Gates and Davits	ELBE	Sub	\$ 133,000.00	\$ 743,500.00
	OJ Construction & Consultation	K-23-2178-JOC-3	Task #4 - Crystal Pier Structural Oversight	ELBE	Sub	\$ 61,200.00	
	OJ Construction & Consultation	K-23-2178-JOC-3	Task #2 - Metro Biosolids Center	ELBE	Sub	\$ 549,300.00	
2	Pacific Drilling Co.	H207202	Task #9 - Ocean Beach Improv 1 Project	ELBE	Sub	\$ 6,500.00	\$ 25,500.00
	Pacific Drilling Co.	H207202	Task #12 - Chollas View Improvements	SLBE	Sub	\$ 19,000.00	
7	PanGIS, Inc.	H2226096	Cultural Resources Consultant Services for the Utilities Undergrounding Program	ELBE	Sub	\$ 300,000.00	\$ 898,746.25
	PanGIS, Inc.	H2326147	Task #4 - Skyline South SD Replacement Project	ELBE	Sub	\$ 25,250.00	
	PanGIS, Inc.	H2326147	Task #3 - North Park Storm Drain Replacement	ELBE	Sub	\$ 18,870.00	
	PanGIS, Inc.	H2226032	Task #1 - Chollas Creek to Bayshore Multi-Path and Barrio Logan	ELBE	Sub	\$ 25,430.00	
	PanGIS, Inc.	L-23-2188-DBB-2	South Chollas Creek and Paradise Canyon Open Space Wetland Mitigation Project	ELBE	Sub	\$ 24,462.00	
	PanGIS, Inc.	K-24-2194-DBB-2-A	Smythe Channel and Via De La Bandola Channel Permittee Responsible Mitigation Project	ELBE	Sub	\$ 26,829.00	
	PanGIS, Inc.	K-24-2170-DBB-3-A-C	Beyer Park Development	ELBE	Sub	\$ 477,905.25	
3	Paradigm Geospatial, Inc.	H2426362-M	PS2 Improv & Modernization	ELBE	Sub	\$ 29,411.24	\$ 57,126.24
	Paradigm Geospatial, Inc.	H2326181	Task #2 - Land and Aerial - Valencia Improv 6	ELBE	Sub	\$ 23,915.00	
	Paradigm Geospatial, Inc.	H2226033	Task #12 - NTC H-Barracks Shelter Project	ELBE	Sub	\$ 3,800.00	
1	Photo Geodetic Corp.	H2125782	Design of Kearny Mesa Trunk Sewer	SLBE	Sub	\$ 38,500.00	\$ 38,500.00
11	Piperin Corporation	K-22-2076-JOC-3-A	Task #6 - Miramar Valves Replacement Project	SLBE	Sub	\$ 82,650.00	\$ 13,656,062.00
	Piperin Corporation	K-22-2076-JOC-3-A	Task #9 - Eastgate Mall AC Replacement Project		Sub	\$ 195,448.00	
	Piperin Corporation	K-24-2274-DBB-3	Skyline Improv 1 Project	SLBE	Sub	\$ 828,600.00	
	Piperin Corporation	K-24-2248-DBB-3	Tierrasanta Improv 2	SLBE	Sub	\$ 458,780.00	
	Piperin Corporation	K-24-2254-DBB-3	Rancho Bernardo Improv 1	SLBE	Sub	\$ 920,925.00	
	Piperin Corporation	K-24-2255-DBB-3	Lake Murray Improv 1	SLBE	Sub	\$ 494,000.00	
	Piperin Corporation	K-24-2258-DB1-3	Adams North Improv 1	SLBE	Sub	\$ 1,842,100.00	
	Piperin Corporation	K-24-2267-DBB-3	Redwood Village Rolando Park Improv 2 & Redwood Village Standpipe	SLBE	Sub	\$ 2,582,799.00	
	Piperin Corporation	K-24-2270-DBB-3	AC Water and Sewer Group 1040	SLBE	Sub	\$ 334,075.00	
	Piperin Corporation	K-24-2003-DBB-3-A	Water and Sewer Group 965	SLBE	Sub	\$ 2,161,400.00	
	Piperin Corporation	K-24-2278-DBB-3	North Park Improvements 2 and La Jolla Improvements 1	SLBE	Sub	\$ 3,755,285.00	
1	Platt/Whitelaw Architects, Inc.	H2225990	San Ysidro Activity Center Parking Lot ADA Improv	SLBE	Sub	\$ 15,560.00	\$ 15,560.00

Total # of Contracts	Firm Name	Bid Number	Project Title	Certification	Role	Contract Amount	Total \$ Amount
2	Portillo Concrete, Inc.	K-23-2032-DBB-3	Sidewalk Replacement Group 1903 – SE & CH	SLBE	Prime	\$ 1,471,935.00	\$ 3,204,745.00
	Portillo Concrete, Inc.	K-24-2236-DBB-3	Sidewalk Replacement Group 1902A	SLBE	Prime	\$ 1,732,810.00	
2	Pratt Equipment Corp.	K-23-2176-DBB-3	Mission Bay Athletic Area Comfort Station Modernization	SLBE	Sub	\$ 205,200.00	\$ 353,700.00
	Pratt Equipment Corp.	K-24-2213-DBB-3	Mission Bay Park El Carmel Comfort Station	SLBE	Sub	\$ 148,500.00	
11	Precision Striping, Inc.	K-24-2171-DBB-3-A	Streetlight Installations and Traffic Signal Upgrades	SLBE	Sub	\$ 9,490.00	\$ 150,064.05
	Precision Striping, Inc.	K-23-2176-DBB-3	Mission Bay Athletic Area Comfort Station Modernization	SLBE	Sub	\$ 9,900.00	
	Precision Striping, Inc.	K-23-2173-JOC-3	Task #1 - Asphalt Overlay Group 2305	SLBE	Sub	\$ 16,000.00	
	Precision Striping, Inc.	K-24-2213-DBB-3	Mission Bay Park El Carmel Comfort Station	SLBE	Sub	\$ 3,500.00	
	Precision Striping, Inc.	K-23-2173-JOC-3	Task #6 - Dagget Street & Red Rock Drive Paving Project	SLBE	Sub	\$ 15,000.00	
	Precision Striping, Inc.	K-23-2174-JOC-3	Task #3 - 54th Street Market to Santa Margartia Sidewalk Project	SLBE	Sub	\$ 55,574.05	
	Precision Striping, Inc.	K-23-2173-JOC-3	Golfcrest (Jackson-Wandermere) Rd Imp. Project	SLBE	Sub	\$ 8,500.00	
	Precision Striping, Inc.	K-23-2173-JOC-3	Task #5 - GJ Crown Point South of La Playa	SLBE	Sub	\$ 13,500.00	
	Precision Striping, Inc.	K-24-2272-DBB-3	Olive Grove Community Park ADA Improvements	SLBE	Sub	\$ 5,000.00	
	Precision Striping, Inc.	K-24-2268-DBB-3	Redwood Village/Rolando Park Improv	SLBE	Sub	\$ 8,000.00	
Precision Striping, Inc.	K-23-2173-JOC-3-S	Upas Street Pipeline Replacement & Curb Ramps Improv	SLBE	Sub	\$ 5,600.00		
1	Premier Consultant Services	K-24-1821-DBB-3-D-C	Montezuma/Mid-City Pipeline Phase 2 and 70th Alvarado to Saranac Sidewalk	ELBE	Sub	\$ 150,000.00	\$ 150,000.00
1	Proteus Consulting	H2326130	Water Treatment Plant Regulatory Reporting	SLBE	Prime	\$ 986,293.68	\$ 986,293.68
1	Puzzullo Consulting	K-24-1821-DBB-3-D-C	Montezuma/Mid-City Pipeline Phase 2 and 70th Alvarado to Saranac Sidewalk	ELBE	Sub	\$ 150,500.00	\$ 150,500.00
1	PW Engineering, Inc.	H2426362-M	PS2 Improv & Modernization	ELBE	Sub	\$ 205,878.68	\$ 205,878.68
8	Quality Construction & Engineering, Inc.	K-24-2233-DBB-3	Slurry Seal Group 2422	SLBE	Sub	\$ 53,660.50	\$ 8,037,428.81
	Quality Construction & Engineering, Inc.	K-24-2226-DBB-3	Slurry Seal Group 2325	SLBE	Sub	\$ 1,109,372.25	
	Quality Construction & Engineering, Inc.	K-23-2189-DBB-3	Slurry Seal Group 2323	SLBE	Sub	\$ 1,576,022.20	
	Quality Construction & Engineering, Inc.	K-24-2240-DBB-3	Slurry Seal Group 2326	SLBE	Sub	\$ 840,496.00	
	Quality Construction & Engineering, Inc.	K-24-2244-DBB-3	Slurry Seal Group 2423	SLBE	Sub	\$ 1,107,055.17	
	Quality Construction & Engineering, Inc.	K-24-2252-DBB-3	Slurry Seal Group 2424	SLBE	Sub	\$ 612,109.55	
	Quality Construction & Engineering, Inc.	K-24-2264-DBB-3	Allied Gardens Improv 3	SLBE	Sub	\$ 1,399,356.57	
3	Quality Infrastructure Corporation	H2225996	Traffic Control Design Services	SLBE	Prime	\$ 250,000.00	\$ 345,345.00
	Quality Infrastructure Corporation	H2225996	Clairemont Mesa East Improv 3 Project	SLBE	Prime	\$ 65,345.00	
	Quality Infrastructure Corporation	H2125783	Task #19 - Mid-City and San Ysidro Traffic Signal Communications	SLBE	Sub	\$ 30,000.00	
6	R&C Structures, Inc.	K-23-2164-DBB-3	University City Improv 1	SLBE	Sub	\$ 344,160.00	\$ 1,927,083.00
	R&C Structures, Inc.	K-24-2264-DBB-3	Allied Gardens Improv 3	ELBE	Sub	\$ 29,825.00	
	R&C Structures, Inc.	K-24-2273-DBB-3	Sewer & AC Water Group 793A	SLBE	Sub	\$ 360,430.00	
	R&C Structures, Inc.	K-24-2247-DBB-3	Bay Ho Improv 2	SLBE	Sub	\$ 866,491.00	
	R&C Structures, Inc.	K-24-2270-DBB-3	AC Water and Sewer Group 1040	SLBE	Sub	\$ 296,352.00	
R&C Structures, Inc.	K-24-2264-DBB-3	Allied Gardens Improv 3	SLBE	Sub	\$ 29,825.00		
1	RAC Construction & Engineering, Inc.	K-24-2171-DBB-3-A	Streetlight Installations and Traffic Signal Upgrades	ELBE	Sub	\$ 159,480.00	\$ 159,480.00
3	Rancho Land Services	H2225990	Task #4 - Rancho Bernardo Community Dog Park	SLBE	Sub	\$ 38,330.00	\$ 115,335.00
	Rancho Land Services	H2225990	Task #8 - John Baca Park Improv	SLBE	Sub	\$ 45,410.00	
	Rancho Land Services	H2225990	San Ysidro Activity Center Parking Lot ADA Improv	SLBE	Sub	\$ 31,595.00	
1	RAT Sand and Materials	K-24-1821-DBB-3-D-C	Montezuma/Mid-City Pipeline Phase 2 and 70th Alvarado to Saranac Sidewalk	SLBE	Sub	\$ 320,000.00	\$ 320,000.00
8	REC Trucking, Inc.	K-24-2264-DBB-3	Allied Gardens Improv 3	ELBE	Sub	\$ 332,093.54	\$ 2,650,341.64
	REC Trucking, Inc.	K-24-2273-DBB-3	Sewer & AC Water Group 793A	SLBE	Sub	\$ 513,297.06	
	REC Trucking, Inc.	K-24-2005-DBB-3-C	Alvarado 2nd Extension Pipeline	ELBE	Sub	\$ 950,000.00	
	REC Trucking, Inc.	K-24-2229-DBB-3	University City Improv 2	ELBE	Sub	\$ 105,430.00	
	REC Trucking, Inc.	K-24-2267-DBB-3	Redwood Village Rolando Park Improv 2 & Redwood Village Standpipe	ELBE	Sub	\$ 114,157.50	
	REC Trucking, Inc.	K-24-2003-DBB-3-A	Water and Sewer Group 965	ELBE	Sub	\$ 200,000.00	
	REC Trucking, Inc.	K-24-2264-DBB-3	Allied Gardens Improv 3	ELBE	Sub	\$ 332,093.54	
REC Trucking, Inc.	K-24-1973-DBB-3-A	Southcrest Green Infrastructure	SLBE	Sub	\$ 103,270.00		
Red Tail Research & Monitoring, Inc.	Red Tail Research & Monitoring, Inc.	H2125782	Design of Kearny Mesa Trunk Sewer	ELBE	Sub	\$ 71,500.00	\$ 1,400,000.00
	Red Tail Research & Monitoring, Inc.	H2226096	Cultural Resources Consultant Services for the Utilities Undergrounding Program	ELBE	Sub	\$ 1,400,000.00	
	Red Tail Research & Monitoring, Inc.	H2226043	Storm Water Pump Station D Component Upgrade	ELBE	Sub	\$ 55,064.87	



Total # of Contracts	Firm Name	Bid Number	Project Title	Certification	Role	Contract Amount	Total \$ Amount
10	Red Tail Research & Monitoring, Inc.	H2226097	Task #1 - UU854 Block 2BB	ELBE	Sub	\$ 145,794.00	\$ 1,716,902.37
	Red Tail Research & Monitoring, Inc.	H186996	Task #19 - El Capitan Dam Spillway Slope Stability Project	ELBE	Sub	\$ 3,770.00	
	Red Tail Research & Monitoring, Inc.	H186996	Task #22 - Chicano Park Improv	ELBE	Sub	\$ 7,540.00	
	Red Tail Research & Monitoring, Inc.	H2226096	Task #4 - Golden Hill Cultural Monitoring Support Servies	ELBE	Sub	\$ 27,464.00	
	Red Tail Research & Monitoring, Inc.	H186995	Task #26 - Barret Dam Outlet Tower Bullhead and Drawdown	ELBE	Sub	\$ 2,156.50	
	Red Tail Research & Monitoring, Inc.	H186995	Task #28 - Morena Dam Upstream Face Replacement	ELBE	Sub	\$ 2,353.00	
10	Reddy Engineering Services, Inc.	H197115	Task #3 - College Area Community Plan Update	ELBE	Sub	\$ 1,260.00	\$ 754,517.20
	Reddy Engineering Services, Inc.	H2326149	Stormwater Design and Engineering Agreements	SLBE	Sub	\$ 30,000.00	
	Reddy Engineering Services, Inc.	H2326146	Task #1 - Mission Hills NE Storm Drain Replacement	ELBE	Sub	\$ 66,094.00	
	Reddy Engineering Services, Inc.	H2326148	Task #1 - Golden Hill & South Park SD	ELBE	Sub	\$ 97,325.00	
	Reddy Engineering Services, Inc.	H2326148	Task #2 - Laurelridge Court Storm Drain	ELBE	Sub	\$ 56,307.00	
	Reddy Engineering Services, Inc.	H2326149	Task #1 - Uptown Storm Drain Replacement	ELBE	Sub	\$ 53,360.00	
	Reddy Engineering Services, Inc.	H2326146	Task #2 - Campus Drive Dr. SD - Repl Project	ELBE	Sub	\$ 37,503.00	
	Reddy Engineering Services, Inc.	H2326149	Task #3 - Storm Drain Group 1013	ELBE	Sub	\$ 111,360.00	
1	Reilly Construction Management, Inc.	H2326148	Task #4 - Clairemont Mesa Storm Drain replacement Southwest	ELBE	Sub	\$ 82,380.00	\$ 228,480.00
	Reilly Construction Management, Inc.	H2326148	Task #4 - Clairemont Mesa Storm Drain replacement Southwest	ELBE	Sub	\$ 82,380.00	
	Reilly Construction Management, Inc.	H2326148	Task #7 - Cherokee Storm Drain Replacement Project	ELBE	Sub	\$ 103,077.20	
	Reilly Construction Management, Inc.	H2326146	Task #4 - Adams North SD	ELBE	Sub	\$ 117,111.00	
4	RF Yeager Engineering, Inc.	H186997	Mod #1 - AC Water and Sewer Group	ELBE	Sub	\$ 228,480.00	\$ 136,802.87
	RF Yeager Engineering, Inc.	H2226113	Design of Golden Hill Improvement II	SLBE	Sub	\$ 16,473.25	
	RF Yeager Engineering, Inc.	H2226090	Morena Blvd Bridge Water Pipeline Replacement	SLBE	Sub	\$ 28,840.00	
	RF Yeager Engineering, Inc.	H2326125	Golden Hill Improv 1	SLBE	Sub	\$ 19,989.62	
2	RF Yeager Engineering, Inc.	H2125782	Design of Kearny Mesa Trunk Sewer	ELBE	Sub	\$ 71,500.00	\$ 357,775.00
	Rockwell Construction Services	H186997	Task #25 - MBC Gas Station System Replacement Project	ELBE	Sub	\$ 95,200.00	
1	Rockwell Construction Services	H2226041	Lakeside Valve Station Replacement	ELBE	Sub	\$ 262,575.00	\$ 1,654,886.00
1	RP General Construction, Inc.	K-24-2233-DBB-3	Slurry Seal Group 2422	SLBE	Sub	\$ 1,654,886.00	\$ 4,500.00
1	RTL Traffic Control & Equipment Rental, Inc.	H207202	Task #12 - Chollas View Improvements	SLBE	Sub	\$ 4,500.00	\$ 1,813,129.00
5	Sael Construction Corporation	K-24-2274-DBB-3	Skyline Improv 1 Project	ELBE	Sub	\$ 56,600.00	\$ 1,813,129.00
	Sael Construction Corporation	K-24-2247-DBB-3	Bay Ho Improv 2	ELBE	Sub	\$ 666,791.00	
	Sael Construction Corporation	K-24-2261-DBB-3	Marcy Neighborhood Park Improvements	ELBE	Sub	\$ 30,515.00	
	Sael Construction Corporation	K-24-2003-DBB-3-A	Water and Sewer Group 965	ELBE	Sub	\$ 61,850.00	
	Sael Construction Corporation	K-24-2203-DBB-3	Asphalt Overlay Group 2301	ELBE	Sub	\$ 997,373.00	
1	San Diego Electric Sign	K-24-1821-DBB-3-D-C	Montezuma/Mid-City Pipeline Phaase 2 and 70th Alvarado to Saranac Sidewalk	SLBE	Sub	\$ 27,983.92	\$ 894,888.83
11	San Dieguito Engineering, Inc.	H2426362-M	PS2 Improv & Modernization	SLBE	Sub	\$ 205,878.68	\$ 894,888.83
	San Dieguito Engineering, Inc.	H2226043	Storm Water Pump Station D Component Upgrade	SLBE	Sub	\$ 110,129.74	
	San Dieguito Engineering, Inc.	H2326148	Task #7 - Cherokee Storm Drain Replacement Project	SLBE	Sub	\$ 32,741.24	
	San Dieguito Engineering, Inc.	H2326146	Task #4 - Adams North SD	SLBE	Sub	\$ 33,600.00	
	San Dieguito Engineering, Inc.	H2326146	Task #1 - Mission Hills NE Storm Drain Replacement	SLBE	Sub	\$ 46,398.00	
	San Dieguito Engineering, Inc.	H2326147	Task #4 - Skyline South SD Replacement Project	SLBE	Sub	\$ 267,685.00	
	San Dieguito Engineering, Inc.	H2326149	Task #3 - Storm Drain Group 1013	SLBE	Sub	\$ 50,171.00	
	San Dieguito Engineering, Inc.	H2326147	Task #3 - North Park Storm Drain Replacement	SLBE	Sub	\$ 65,121.00	
	San Dieguito Engineering, Inc.	H207128	Amendment #3 - Metropolitan Biosolids Center Storm Water Diversion	SLBE	Sub	\$ 3,500.00	
	San Dieguito Engineering, Inc.	H2225954	Task #1 - As-Needed Civil Engineering Services	SLBE	Sub	\$ 67,577.17	
1	Schmidt Design Group, Inc.	H2326182	Ridgeview Webster Improvements 1	SLBE	Sub	\$ 12,087.00	\$ 360,500.00
1	Schaefer Ecological Solutions	K-23-2174-JOC-3	Task #2 - El Capitan Dam Spillway Vegetation Removal	SLBE	Sub	\$ 360,500.00	\$ 308,051.00
1	Schmidt Design Group, Inc.	H2225991	Task #2 - Rancho Bernardo Community Park Lighting Project	SLBE	Prime	\$ 308,051.00	\$ 79,415.00
9	SealRight Paving, Inc.	K-23-2176-DBB-3	Mission Bay Athletic Area Comfort Station Modernization	SLBE	Sub	\$ 79,415.00	\$ 1,619,885.14
	SealRight Paving, Inc.	K-23-2168-DBB-3-C	Lakeside Valve Station Replacement	SLBE	Sub	\$ 40,000.00	
	SealRight Paving, Inc.	K-24-2213-DBB-3	Mission Bay Park El Carmel Comfort Station	SLBE	Sub	\$ 20,473.49	
	SealRight Paving, Inc.	K-24-2216-DBB-3	Ventura Comfort Station Improv	SLBE	Sub	\$ 44,778.00	
	SealRight Paving, Inc.	K-24-2170-DBB-3-A-C	Beyer Park Development	SLBE	Sub	\$ 179,463.48	
	SealRight Paving, Inc.	K-24-2197-DBB-3-A-C	Mira Mesa Community Park Improvements Phase II Project -	SLBE	Sub	\$ 189,143.00	
	SealRight Paving, Inc.	K-24-2272-DBB-3	Olive Grove Community Park ADA Improvements	SLBE	Sub	\$ 55,748.00	
	SealRight Paving, Inc.	K-24-2273-DBB-3	Sewer & AC Water Group 793A	SLBE	Sub	\$ 23,800.00	
1	SealRight Paving, Inc.	K-24-2247-DBB-3	Bay Ho Improv 2	SLBE	Sub	\$ 987,064.17	

Total # of Contracts	Firm Name	Bid Number	Project Title	Certification	Role	Contract Amount	Total \$ Amount
2	Siege Electric, Inc.	K-24-2272-DBB-3	Olive Grove Community Park ADA Improvements	ELBE	Sub	\$ 40,478.00	\$ 137,958.00
	Siege Electric, Inc.	K-24-2269-DBB-3	Coral Gate Neighborhood Park Playground Improv	ELBE	Sub	\$ 97,480.00	
1	SJ Electric, Co.	K-23-2178-JOC-3	Task #3 - Sunset Point Comfort Station	ELBE	Sub	\$ 663,573.00	\$ 663,573.00
5	Soclaris Contracting, Inc.	K-24-2273-DBB-3	Sewer & AC Water Group 793A	SLBE	Sub	\$ 69,450.00	\$ 1,129,650.00
	Soclaris Contracting, Inc.	K-24-2005-DBB-3-C	Alvarado 2nd Extension Pipeline	ELBE	Sub	\$ 533,000.00	
	Soclaris Contracting, Inc.	K-24-2247-DBB-3	Bay Ho Improv 2	SLBE	Sub	\$ 135,000.00	
	Soclaris Contracting, Inc.	K-24-2003-DBB-3-A	Water and Sewer Group 965	ELBE	Sub	\$ 159,600.00	
	Soclaris Contracting, Inc.	K-24-2278-DBB-3	North Park Improvements 2 and La Jolla Improvements 1	SLBE	Sub	\$ 232,600.00	
2	Solid Structures, Inc.	K-23-2133-DBB-3	Morena Dam Spillway Near-Term Repair	ELBE	Sub	\$ 525,000.00	\$ 590,150.00
	Solid Structures, Inc.	K-24-2232-DBB-2	La Jolla Farms Outfall Repair Project	ELBE	Sub	\$ 65,150.00	
1	Southwest Hydro Analytics	H207193	Task #4 - Disposal Site Water Monitoring	ELBE	Sub	\$ 10,425.00	\$ 10,425.00
16	Southwest Traffic Signal Service, Inc.	K-24-2228-DBB-3	Asphalt Overlay Group 2200 Project	SLBE	Sub	\$ 370,320.00	\$ 2,284,331.20
	Southwest Traffic Signal Service, Inc.	K-24-2203-DBB-3	Asphalt Overlay Group 2301	SLBE	Sub	\$ 21,390.00	
	Southwest Traffic Signal Service, Inc.	K-23-2189-DBB-3	Slurry Seal Group 2323	SLBE	Sub	\$ 61,560.00	
	Southwest Traffic Signal Service, Inc.	K-24-2204-DBB-3	AC Overlay Group 2302	SLBE	Sub	\$ 82,910.00	
	Southwest Traffic Signal Service, Inc.	K-23-2164-DBB-3	University City Improv 1	SLBE	Sub	\$ 89,670.00	
	Southwest Traffic Signal Service, Inc.	K-24-2252-DBB-3	Slurry Seal Group 2424	SLBE	Sub	\$ 515,426.50	
	Southwest Traffic Signal Service, Inc.	K-23-2125-SLS-1	Curb Ramp at El Cajon Blvd & Fairmont Ave. Project	SLBE	Sub	\$ 30,750.00	
	Southwest Traffic Signal Service, Inc.	K-24-2264-DBB-3	Allied Gardens Improv 3	SLBE	Sub	\$ 28,670.00	
	Southwest Traffic Signal Service, Inc.	K-24-2273-DBB-3	Sewer & AC Water Group 793A	SLBE	Sub	\$ 574,194.70	
	Southwest Traffic Signal Service, Inc.	K-24-2247-DBB-3	Bay Ho Improv 2	SLBE	Sub	\$ 347,580.00	
	Southwest Traffic Signal Service, Inc.	K-24-2248-DBB-3	Tierrasanta Improv 2	SLBE	Sub	\$ 23,700.00	
	Southwest Traffic Signal Service, Inc.	K-24-2263-DB1-3	Talmadge Improv 1	SLBE	Sub	\$ 25,000.00	
	Southwest Traffic Signal Service, Inc.	K-24-2267-DBB-3	Redwood Village Rolando Park Improv 2 & Redwood Village Standpipe	SLBE	Sub	\$ 8,400.00	
	Southwest Traffic Signal Service, Inc.	K-24-2270-DBB-3	AC Water and Sewer Group 1040	SLBE	Sub	\$ 43,700.00	
	Southwest Traffic Signal Service, Inc.	K-24-2278-DBB-3	North Park Improvements 2 and La Jolla Improvements 1	SLBE	Sub	\$ 32,390.00	
	Southwest Traffic Signal Service, Inc.	K-24-2264-DBB-3	Allied Gardens Improv 3	SLBE	Sub	\$ 28,670.00	
6	Spurlock Landscape Architects	H197099	Task #10 - Ocean Beach Library Improvements Project	SLBE	Prime	\$ 30,831.04	\$ 555,813.04
	Spurlock Landscape Architects	H197127	Task #4 - Blueprint SD: Edits and Design Support	SLBE	Sub	\$ 45,000.00	
	Spurlock Landscape Architects	H22225992	Task #1 - Mt. Hope Rec Center @ Dennis V Allen Park	SLBE	Prime	\$ 217,240.00	
	Spurlock Landscape Architects	H2226031	Task #6 - Junipero Serra Museum	SLBE	Sub	\$ 33,350.00	
	Spurlock Landscape Architects	H222592	Task #4 - Marie Widman Memorial Park	SLBE	Prime	\$ 213,692.00	
	Spurlock Landscape Architects	H186986	Mod #1 - Mountain View Improv 1 Project	SLBE	Sub	\$ 15,700.00	
3	STC Traffic	H2125783	Task #17 - Aero Drive for Fiber Optic Comm.	SLBE	Prime	\$ 33,000.00	\$ 320,400.00
	STC Traffic	H2226031	Task #2 - Torrey Pines Coast Walk Guardrail Project	SLBE	Sub	\$ 21,800.00	
	STC Traffic	H2125783	Task #19 - Mid-City and San Ysidro Traffic Signal Communications	SLBE	Sub	\$ 265,600.00	
2	Stewart Surety & Insurance Services, Inc.	K-23-2174-JOC-3	Task #2 - El Capitan Dam Spillway Vegetation Removal	ELBE	Sub	\$ 33,940.41	\$ 65,482.13
	Stewart Surety & Insurance Services, Inc.	K-23-2173-JOC-3	Task #1 - Asphalt Overlay Group 2305	ELBE	Sub	\$ 31,541.72	
1	Studio West Landscape Architecture & Planning	H2226043	Storm Water Pump Station D Component Upgrade	ELBE	Sub	\$ 43,265.26	\$ 43,265.26
2	Subsurface Surveys	H207202	Task #9 - Ocean Beach Improv 1 Project	ELBE	Sub	\$ 1,869.00	\$ 3,369.00
	Subsurface Surveys	H207202	Task #12 - Chollas View Improvements	SLBE	Sub	\$ 1,500.00	
1	Superior Consulting Firm	K-24-1821-DBB-3-D-C	Montezuma/Mid-City Pipeline Phase 2 and 70th Alvarado to Saranac Sidewalk	ELBE	Sub	\$ 15,000.00	\$ 15,000.00
1	Terra Development	H156539	Otay 2nd Pipeline Relocation Participation Agreement	SLBE	Sub	\$ 500,000.00	\$ 500,000.00
4	The Bodhi Group, Inc.	H2125782	Design of Kearny Mesa Trunk Sewer	ELBE	Sub	\$ 110,000.00	\$ 161,521.35
	The Bodhi Group, Inc.	H2225961	Task #1 - Miramar Reservoir Recreation Facilities	ELBE	Sub	\$ 13,176.35	
	The Bodhi Group, Inc.	H2226032	Task #4 - West Mission Bay Drive Bridge Project	ELBE	Sub	\$ 13,145.00	
	The Bodhi Group, Inc.	H2226032	Task #1 - Chollas Creek to Bayshore Multi-Path and Barrio Logan	ELBE	Sub	\$ 25,200.00	
1	The Sparks Company, Inc.	K-24-2171-DBB-3-A	Streetlight Installations and Traffic Signal Upgrades	ELBE	Sub	\$ 33,882.00	\$ 33,882.00
3	Tierra Data, Inc.	H2326171	Design of Sunset Cliffs Natural Park Drainage Improvements - Phase I & II	SLBE	Sub	\$ 34,494.00	\$ 181,920.00
	Tierra Data, Inc.	H2226090	Morena Blvd Bridge Water Pipeline Replacement	SLBE	Sub	\$ 106,964.00	
	Tierra Data, Inc.	H2226032	Task #1 - Chollas Creek to Bayshore Multi-Path and Barrio Logan	SLBE	Sub	\$ 40,462.00	
1	Tierra Environmental Services, Inc.	H2226096	Cultural Resources Consultant Services for the Utilities Undergrounding Program	ELBE	Sub	\$ 400,000.00	\$ 400,000.00
1	TTG Environmental & Associates	H2326149	Stormwater Design and Engineering Agreements	ELBE	Sub	\$ 90,000.00	\$ 90,000.00
1	Two Oaks Sweeping, LLC	K-24-1821-DBB-3-D-C	Montezuma/Mid-City Pipeline Phase 2 and 70th Alvarado to Saranac Sidewalk	SLBE	Sub	\$ 80,000.00	\$ 80,000.00

Total # of Contracts	Firm Name	Bid Number	Project Title	Certification	Role	Contract Amount	Total \$ Amount
5	Two Rivers Strategies, Inc.	K-24-2199-DBB-3	Asphalt Overlay 2202 Phase I	ELBE	Sub	\$ 50,000.00	\$ 245,000.00
	Two Rivers Strategies, Inc.	K-24-2204-DBB-3	AC Overlay Group 2302	ELBE	Sub	\$ 60,000.00	
	Two Rivers Strategies, Inc.	K-24-2274-DBB-3	Skyline Improv 1 Project	ELBE	Sub	\$ 26,000.00	
	Two Rivers Strategies, Inc.	K-24-2267-DBB-3	Redwood Village Rolando Park Improv 2 & Redwood Village Standpipe	ELBE	Sub	\$ 36,000.00	
	Two Rivers Strategies, Inc.	K-23-2164-DBB-3	University City Improv 1	ELBE	Sub	\$ 73,000.00	
1	Urbana Preservation & Planning	H2226019	Task #10 - Stormwater CIP Program Management	ELBE	Sub	\$ 32,482.00	\$ 32,482.00
1	Vet Builders, Inc.	K-24-2197-DBB-3-A-C	Mira Mesa Community Park Improvements Phase II Project	SLBE	Sub	\$ 3,731,000.00	\$ 3,731,000.00
10	Vic Salazar Enterprises, LLC	H2326149	Stormwater Design and Engineering Agreements	ELBE	Sub	\$ 15,000.00	\$ 619,240.08
	Vic Salazar Enterprises, LLC	H2226027	Telecote Canyon Trunk Sewer Improvement & Golf Course Water Connection	ELBE	Sub	\$ 95,481.28	
	Vic Salazar Enterprises, LLC	H2125782	Design of Kearny Mesa Trunk Sewer	ELBE	Sub	\$ 110,000.00	
	Vic Salazar Enterprises, LLC	K-22-2076-JOC-3-A	Task #8 - Clairemont Mesa East Improv 3 Project	ELBE	Sub	\$ 17,000.00	
	Vic Salazar Enterprises, LLC	K-22-2076-JOC-3-A	Task #8 - Clairemont Mesa East Improv 3 Project	ELBE	Sub	\$ 17,000.00	
	Vic Salazar Enterprises, LLC	K-24-2247-DBB-3	Bay Ho Improv 2	ELBE	Sub	\$ 183,000.00	
	Vic Salazar Enterprises, LLC	K-24-2258-DB1-3	Adams North Improv 1	ELBE	Sub	\$ 67,500.00	
	Vic Salazar Enterprises, LLC	K-24-2263-DB1-3	Talmadge Improv 1	ELBE	Sub	\$ 49,260.00	
3	Villa Civil, APC	H2326149	Stormwater Design and Engineering Agreements	SLBE	Sub	\$ 120,000.00	\$ 481,264.60
	Villa Civil, APC	H2326149	Task #3 - Storm Drain Group 1013	SLBE	Sub	\$ 226,270.00	
	Villa Civil, APC	H2226048	Design of El Cerrito Improv 1 Pipeline	SLBE	Sub	\$ 134,994.60	
4	Warren Thompson Enterprises, Inc	K-22-2062-JOC-3	Task #6 - Seal Slab and Flooring Replacement	ELBE	Sub	\$ 9,160.52	\$ 191,187.52
	Warren Thompson Enterprises, Inc	K-22-2062-JOC-3	Task #5 - Pump Station 1 O&M Repairs Project	ELBE	Sub	\$ 45,611.00	
	Warren Thompson Enterprises, Inc	K-22-2062-JOC-3	Task #2 - North Park Mini Park	ELBE	Sub	\$ 64,416.00	
	Warren Thompson Enterprises, Inc	K-23-2178-JOC-3	Task #5 - SDPD Carpet	ELBE	Sub	\$ 72,000.00	
2	Western Gardens Landscaping, Inc.	K-24-2005-DBB-3-C	Alvarado 2nd Extension Pipeline	SLBE	Sub	\$ 184,952.60	\$ 282,096.60
	Western Gardens Landscaping, Inc.	K-24-2247-DBB-3	Bay Ho Improv 2	SLBE	Sub	\$ 97,144.00	
1	Western State Builders	K-24-2170-DBB-3-A-C	Beyer Park Development	ELBE	Sub	\$ 217,450.00	\$ 217,450.00
7	YBS Construction Engineering	K-22-2076-JOC-3-A	Task #5 - Rancho Penasquitos Improvements 2 Project	SLBE	Sub	\$ 390,560.00	\$ 3,851,114.00
	YBS Construction Engineering	K-24-2228-DBB-3	Asphalt Overlay Group 2200 Project	SLBE	Sub	\$ 1,639,845.00	
	YBS Construction Engineering	K-22-2076-JOC-3-A	Task #8 - Clairemont Mesa East Improv 3 Project	SLBE	Sub	\$ 86,400.00	
	YBS Construction Engineering	K-22-2076-JOC-3-A	Task #8 - Clairemont Mesa East Improv 3 Project	SLBE	Sub	\$ 86,400.00	
	YBS Construction Engineering	K-24-2264-DBB-3	Allied Gardens Improv 3	SLBE	Sub	\$ 761,908.00	
	YBS Construction Engineering	K-24-2268-DBB-3	Redwood Village/Rolando Park Improv	SLBE	Sub	\$ 124,093.00	
2	Yen C. Tu Consulting	H2326148	Task #1 - Golden Hill & South Park SD	ELBE	Sub	\$ 13,366.00	\$ 22,932.00
	Yen C. Tu Consulting	H2326148	Task #4 - Clairemont Mesa Storm Drain replacement Southwest	ELBE	Sub	\$ 9,566.00	



## City of San Diego Diversity Awards

Construction	FY 2020		FY 2021		FY 2022		FY 2023		FY 2024	
	Dollar Amount	Percent	Dollar Amount	Percent	Dollar Amount	Percent	Dollar Amount	Percent	Dollar Amount	Percent
African-American	\$367,647	0%	\$790,810	1%	\$5,359,999	16%	\$4,538,450	4%	\$614,021	0%
Asian	\$754,262.00	0%	\$1,936,560	1%	\$3,847,522	11%	\$6,844,387	5%	\$15,018,297	3%
Asian Subcontinent	\$5,039,767.00	2%	\$0	0%	\$0	0%	\$8,254,570	6%	\$131,270	0%
Caucasian	\$52,358,958.00	18%	\$32,148,011	20%	\$18,403,589	54%	\$75,594,778	59%	\$57,133,175	13%
Latino	\$17,549,722.00	6%	\$13,381,974	9%	\$6,419,962	19%	\$30,642,268	24%	\$20,438,599	5%
Native American	\$237,200.00	0%	\$295,098	0%	\$55,567	0%	\$1,352,240	1%	\$2,149,993	0%

A&E	FY 2020		FY 2021		FY 2022		FY 2023		FY 2024	
	Dollar Amount	Percent	Dollar Amount	Percent	Dollar Amount	Percent	Dollar Amount	Percent	Dollar Amount	Percent
African-American	\$56,976	0%	\$0	0%	\$0	0%	\$0	0%	\$0	0%
Asian	\$753,557	2%	\$1,128,957	3%	\$2,206,534	23%	\$1,682,882	10%	\$4,575,440	6%
Asian Subcontinent	\$436,646	1%	\$0	0%	\$0	0%	\$0	0%	\$0	0%
Caucasian	\$7,278,379	16%	\$3,711,162	10%	\$5,765,500	61%	\$10,922,564	65%	\$9,500,342	12%
Latino	\$2,132,417	5%	\$1,023,177	3%	\$1,341,192	14%	\$2,699,185	16%	\$2,092,706	3%
Native American	\$260,705	1%	\$484,354	1%	\$171,516	2%	\$1,422,269	9%	\$1,520,194	2%

Goods & Services	FY 2020		FY 2021		FY 2022		FY 2023		FY 2024	
	Dollar Amount*	Percent*	Dollar Amount	Percent	Dollar Amount	Percent	Dollar Amount	Percent	Dollar Amount	Percent
African-American	\$0	0%	\$0	0%	\$0	0%	\$0	0%	\$0	0%
Asian	\$0	0%	\$0	0%	\$0	0%	\$0	0%	\$0	0%
Asian Subcontinent	\$0	0%	\$0	0%	\$0	0%	\$0	0%	\$0	0%
Caucasian	\$2,068,890	1%	\$957,394	0%	\$1,004,306	91%	\$1,323,220	100%	\$3,676,250	2%
Latino	\$3,750,000	1%	\$2,250,000	1%	\$95,902	9%	\$0	0%	\$0	0%
Native American	\$0	0%	\$0	0%	\$0	0%	\$0	0%	\$0	0%

## City of San Diego Diversity Awards

FY 2020			FY 2021		FY 2022		FY 2023		FY 2024	
Combined Contracts										
	Dollar Amount*	Percent	Dollar Amount	Percent	Dollar Amount	Percent	Dollar Amount	Percent	Dollar Amount	Percent
African-American	\$424,623	0%	\$790,810	0%	\$5,359,999	2%	\$4,538,450	1%	\$614,021	0%
Asian	\$1,507,819	0%	\$3,065,517	1%	\$6,054,056	2%	\$8,527,269	1%	\$19,593,737	3%
Asian Subcontinent	\$5,476,413	1%	\$0	0%	\$0	0%	\$8,254,570	1%	\$131,270	0%
Caucasian	\$61,706,227	11%	\$36,816,567	6%	\$25,173,395	7%	\$87,840,562	10%	\$70,309,767	10%
Latino	\$23,432,139	4%	\$16,655,151	3%	\$7,857,056	2%	\$33,341,453	4%	\$22,531,305	3%
Native American	\$497,905	0%	\$779,452	0%	\$227,083	0%	\$2,774,509	0%	\$3,670,187	1%

### City of San Diego Construction Contract Awards

FY 2022

GENDER			
	# of Award	Dollar Amount	Percent
Male	336	\$253,076,939	94%
Female	50	\$15,715,135	6%
<b>Total</b>	<b>386</b>	<b>\$268,792,074.00</b>	<b>100%</b>

CERTIFICATIONS			
DVBE	5	\$463,395	0%
ELBE (Only)	86	\$17,198,106	6%
DBE	16	\$3,807,078	1%
MBE	7	\$8,762,798	3%
SLBE (Only)	71	\$18,096,958	7%
WBE	7	\$1,299,067	0%
<b>Sub Total (Certified Firms)</b>	<b>192</b>	<b>\$49,627,402</b>	<b>18%</b>
Non Certified	194	\$219,164,672	82%
<b>Total</b>	<b>542</b>	<b>\$268,792,074</b>	<b>100%</b>
African-American	4	\$5,370,457	2%
Asian	17	\$4,368,506	2%
Asian Subcontinent	0	\$0	0%
Caucasian	314	\$239,845,873	89%
Latino	48	\$19,062,546	7%
Native American	3	\$144,692	0%
<b>Total</b>	<b>386</b>	<b>\$268,792,074</b>	<b>100%</b>

SLBE-ELBE PROGRAM <sup>1</sup>			
ELBE	81	\$16,267,331	11%
SLBE	66	\$17,819,309	12%
<b>Total</b>	<b>147</b>	<b>\$34,086,640</b>	<b>23%</b>
African-American	3	\$5,359,999	16%
Asian	11	\$3,847,523	11%
Asian Subcontinent	0	\$0	0%
Caucasian	101	\$18,403,589	54%
Latino	30	\$6,419,962	19%
Native American	2	\$55,567	0%
<b>Total</b>	<b>147</b>	<b>\$34,086,640</b>	<b>100%</b>

FY 2023

GENDER			
	# of Award	Dollar Amount	Percent
Male	531	\$702,940,257	94%
Female	71	\$33,030,757	6%
<b>Total</b>	<b>602</b>	<b>\$735,971,014</b>	<b>100%</b>

CERTIFICATIONS			
DVBE	54	\$32,763,579	0%
ELBE (Only)	74	\$21,158,009	6%
DBE	134	\$49,065,759	1%
MBE	19	\$27,705,466	3%
SLBE (Only)	68	\$46,314,346	7%
WBE	20	\$15,532,785	1%
<b>Sub Total (Certified Firms)</b>	<b>369</b>	<b>\$192,539,944</b>	<b>18%</b>
Non Certified	233	\$543,431,070	82%
<b>Total Firms</b>	<b>602</b>	<b>\$735,971,014</b>	<b>100%</b>
African-American	4	\$4,648,650	1%
Asian	17	\$7,376,718	1%
Asian Subcontinent	18	\$8,261,570	1%
Caucasian	426	\$642,467,927	87%
Latino	122	\$65,991,360	9%
Native American	15	\$7,224,789	1%
<b>Total Firms</b>	<b>602</b>	<b>\$735,971,014</b>	<b>100%</b>

SLBE-ELBE PROGRAM <sup>1</sup>			
ELBE	100	\$36,984,492	7%
SLBE	159	\$90,242,201	17%
<b>Total</b>	<b>259</b>	<b>\$127,226,693</b>	<b>24%</b>
African-American	3	\$4,538,450	4%
Asian	12	\$6,844,387	5%
Asian Subcontinent	17	\$8,254,570	6%
Caucasian	152	\$75,594,778	59%
Latino	64	\$30,642,268	24%
Native American	11	\$1,352,240	1%
<b>Total</b>	<b>259</b>	<b>\$127,226,693</b>	<b>100%</b>

FY 2024

GENDER			
	# of Award	Dollar Amount	Percent
Male	508	\$669,296,613	98%
Female	52	\$13,751,591	2%
<b>Total</b>	<b>560</b>	<b>\$683,048,204</b>	<b>100%</b>

CERTIFICATIONS			
DVBE	56	\$26,070,068	4%
ELBE (Only)	74	\$22,497,051	3%
DBE	110	\$43,066,477	6%
MBE	10	\$14,439,752	2%
SLBE (Only)	76	\$41,365,878	6%
WBE	9	\$4,350,613	1%
<b>Sub Total (Certified Firms)</b>	<b>335</b>	<b>\$151,789,839</b>	<b>22%</b>
Non Certified	225	\$531,258,366	78%
<b>Total Firms</b>	<b>560</b>	<b>\$683,048,205</b>	<b>100%</b>
African-American	8	\$823,501	0%
Asian	31	\$16,705,943	2%
Asian Subcontinent	1	\$131,270	0%
Caucasian	399	\$603,039,677	88%
Latino	112	\$59,830,698	9%
Native American	9	\$2,517,115	0%
<b>Total Firms</b>	<b>560</b>	<b>\$683,048,204</b>	<b>100%</b>

SLBE-ELBE PROGRAM <sup>1</sup>			
ELBE	102	\$24,706,947	6%
SLBE	150	\$70,778,407	16%
<b>Total</b>	<b>252</b>	<b>\$95,485,355</b>	<b>22%</b>
African-American	6	\$614,021	1%
Asian	29	\$15,018,297	16%
Asian Subcontinent	1	\$131,270	0%
Caucasian	145	\$57,133,175	60%
Latino	65	\$20,438,599	21%
Native American	6	\$2,149,993	2%
<b>Total</b>	<b>252</b>	<b>\$95,485,355</b>	<b>100%</b>

<sup>1</sup>Federally funded, emergency and sole source contracts are not included in the SLBE/ELBE totals as these contracts have different requirements from the City of San Diego's SLBE Program.

### City of San Diego A&E Consultant Contract Awards

FY 2022

GENDER			
	# of Award	Dollar Amount	Percent
Male	312	\$44,054,835	86%
Female	85	\$7,219,849	14%
<b>Total</b>	<b>397</b>	<b>\$51,274,684</b>	<b>100%</b>

CERTIFICATIONS			
DVBE	3	\$56,030	0%
ELBE (Only)	67	\$5,249,698	10%
DBE	3	\$245,937	0%
MBE	5	\$391,211	1%
SLBE (Only)	92	\$5,344,227	10%
WBE	15	\$609,857	1%
<b>Sub Total (Certified Firms)</b>	<b>185</b>	<b>\$11,896,960</b>	<b>23%</b>
Non Certified	212	\$39,377,724	77%
<b>Total</b>	<b>397</b>	<b>\$51,274,684</b>	<b>100%</b>

African-American	0	\$0	0%
Asian	42	\$2,563,428	5%
Asian Subcontinent	0	\$0	0%
Caucasian	309	\$45,775,405	89%
Latino	39	\$2,634,915	5%
Native American	7	\$300,936	1%
<b>Total</b>	<b>397</b>	<b>\$51,274,684</b>	<b>100%</b>

SLBE-ELBE PROGRAM <sup>1</sup>			
ELBE	55	\$4,707,720	9%
SLBE	92	\$4,777,023	9%
<b>Total</b>	<b>147</b>	<b>\$9,484,743</b>	<b>18%</b>
African-American	0	\$0	0%
Asian	38	\$2,206,534	23%
Asian Subcontinent	0	\$0	0%
Caucasian	80	\$5,765,500	61%
Latino	24	\$1,341,192	14%
Native American	5	\$171,516	2%
<b>Total</b>	<b>147</b>	<b>\$9,484,742</b>	<b>100%</b>

FY 2023

GENDER			
	# of Award	Dollar Amount	Percent
Male	565	\$113,036,673	92%
Female	147	\$10,362,619	8%
<b>Total</b>	<b>712</b>	<b>\$123,399,292</b>	<b>100%</b>

CERTIFICATIONS			
DVBE	8	\$234,308	0%
ELBE (Only)	116	\$9,087,977	7%
DBE	31	\$2,088,599	2%
MBE	34	\$3,370,435	3%
SLBE (Only)	134	\$10,782,256	9%
WBE	39	\$2,145,218	2%
<b>Sub Total (Certified Firms)</b>	<b>362</b>	<b>\$27,708,793</b>	<b>22%</b>
Non Certified	350	\$95,690,498	78%
<b>Total</b>	<b>712</b>	<b>\$123,399,291</b>	<b>100%</b>

African-American	0	\$0	0%
Asian	79	\$5,305,988	4%
Asian Subcontinent	0	\$0	0%
Caucasian	566	\$112,328,947	91%
Latino	56	\$3,879,792	3%
Native American	11	\$1,884,565	2%
<b>Total</b>	<b>712</b>	<b>\$123,399,292</b>	<b>100%</b>

SLBE-ELBE PROGRAM <sup>1</sup>			
ELBE	111	\$8,709,789	11%
SLBE	115	\$8,017,111	10%
<b>Total</b>	<b>226</b>	<b>\$16,726,900</b>	<b>21%</b>
African-American	0	\$0	0%
Asian	38	\$1,682,882	10%
Asian Subcontinent	0	\$0	0%
Caucasian	143	\$10,922,564	65%
Latino	36	\$2,699,185	16%
Native American	9	\$1,422,269	9%
<b>Total</b>	<b>226</b>	<b>\$16,726,900</b>	<b>100%</b>

FY 2024

GENDER			
	# of Award	Dollar Amount	Percent
Male	383	\$85,168,740	92%
Female	111	\$6,914,101	8%
<b>Total</b>	<b>494</b>	<b>\$92,082,841</b>	<b>100%</b>

CERTIFICATIONS			
DVBE	22	\$2,039,196	2%
ELBE (Only)	48	\$5,012,491	5%
DBE	120	\$9,068,061	10%
MBE	12	\$528,541	1%
SLBE (Only)	47	\$3,700,152	4%
WBE	23	\$1,270,010	1%
<b>Sub Total (Certified Firms)</b>	<b>272</b>	<b>\$21,618,451</b>	<b>23%</b>
Non Certified	222	\$70,464,391	77%
<b>Total</b>	<b>494</b>	<b>\$92,082,842</b>	<b>100%</b>

African-American	0	\$0	0%
Asian	73	\$6,295,569	7%
Asian Subcontinent	0	\$0	0%
Caucasian	375	\$80,960,610	88%
Latino	30	\$3,105,610	3%
Native American	11	\$1,721,052	2%
<b>Total</b>	<b>489</b>	<b>\$92,082,841</b>	<b>100%</b>

SLBE-ELBE PROGRAM <sup>1</sup>			
ELBE	115	\$9,242,659	11%
SLBE	123	\$8,446,023	10%
<b>Total</b>	<b>238</b>	<b>\$17,688,682</b>	<b>21%</b>
African-American	0	\$0	0%
Asian	66	\$4,575,440	26%
Asian Subcontinent	0	\$0	0%
Caucasian	137	\$9,500,342	54%
Latino	19	\$2,092,706	12%
Native American	11	\$1,520,194	9%
<b>Total</b>	<b>233</b>	<b>\$17,688,682</b>	<b>100%</b>

<sup>1</sup>Federally funded, emergency and sole source contracts are not included in the SLBE/ELBE totals as these contracts have different requirements from the City of San Diego's SLBE Program.