



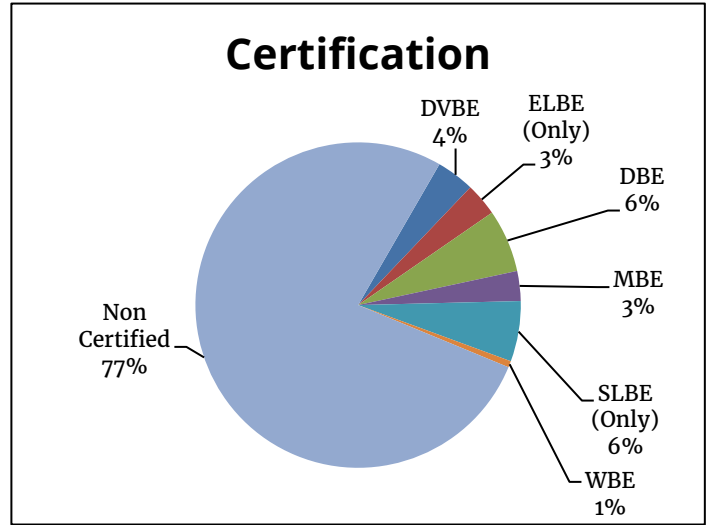
FY 2024 – Awarded Construction Contracts

GENDER

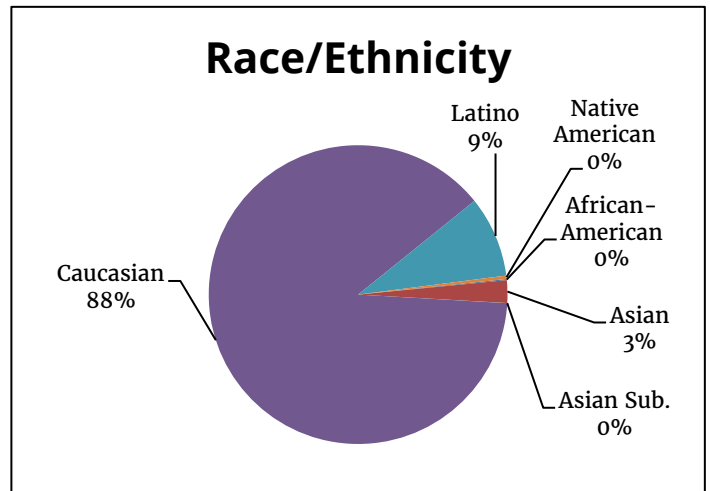
	# of Award	Dollar Amount	Percent
Male	508	\$ 669,296,613	98%
Female	52	\$ 13,751,591	2%
Total	560	\$ 683,048,204	100%

CERTIFICATIONS

	# of Award	Dollar Amount	Percent
DVBE	56	\$ 26,070,068	4%
ELBE (Only)	74	\$ 22,497,051	3%
DBE	110	\$ 43,066,477	6%
MBE	10	\$ 14,439,752	3%
SLBE (Only)	76	\$ 41,365,878	6%
WBE	9	\$ 4,350,613	1%
Non Certified	225	\$ 531,258,366	78%
Sub Total Certified	335	\$ 151,789,838	22%
Total Firms	560	\$ 683,048,204	100%

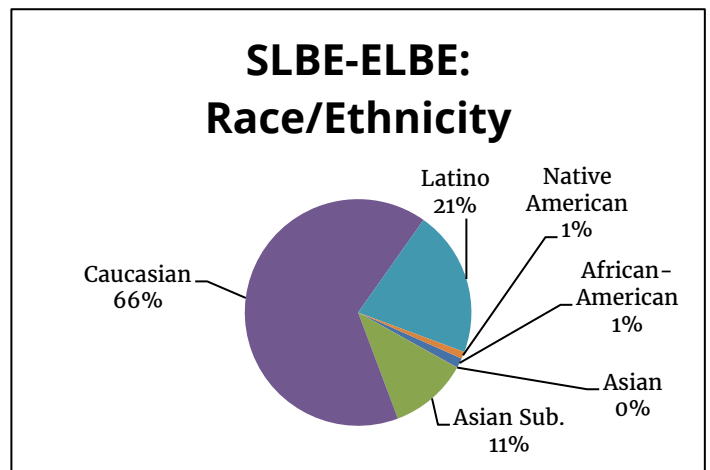


African-American	8	\$ 823,501	0%
Asian	31	\$ 16,705,943	2%
Asian Subcontinent	1	\$ 131,270	0%
Caucasian	399	\$ 603,039,677	88%
Latino	112	\$ 59,830,698	9%
Native American	9	\$ 2,517,115	0%
Total Firms	560	\$ 683,048,204	100%



SLBE-ELBE PROGRAM*

	# of Award	Dollar Amount	Percent
ELBE	102	\$ 24,706,947	6%
SLBE	150	\$ 70,778,407	16%
Total	252	\$ 95,485,355	21%



African-American	6	\$ 614,021	1%
Asian	29	\$ 15,018,297	0%
Asian Subcontinent	1	\$ 131,270	11%
Caucasian	145	\$ 57,133,175	66%
Latino	65	\$ 20,438,599	21%
Native American	6	\$ 2,149,993	1%
Total SLBE-ELBE	252	\$ 95,485,355	100%

*Total award for contracts subject to the SLBE Program: \$447,752,955