


2025 YOUTH-LED CAREER EXPO

EVENT GUIDE



This event is proudly supported by:



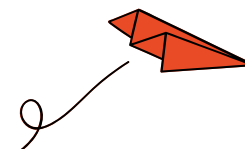
CELEBRATING
2004
YEARS
2024



Please be advised: You may notice some people with cameras walking around the event. Members of the media may film and photograph. They shouldn't be disruptive, but if you'd prefer not to be filmed, please let us know.

2025 YOUTH-LED CAREER EXPO

Event Schedule



March 18, 2025
10 a.m. to 1p.m.
Balboa Park Club

10:00 A.M.	Check-in Begins	BP Club Lobby
10 A.M.- 1 P.M.	Employer & Resource Fair	BP Club Ballroom
10 A.M.- 1 P.M.	Resume Review, Mock Interviews & Free Professional Headshots	Recital Hall
10:15 A.M.	Elevator Pitch/Networking	Santa Fe Room
10:40 A.M.	Career Pathways	Santa Fe Room
11:05 A.M.	Elevator Pitch/Networking	Santa Fe Room
11:30 A.M.	Raffle	BP Club Ballroom
11:50 A.M.	Financial Education	Santa Fe Room
1:00 P.M.	Event Ends	

Please be advised:

You may notice some people with cameras walking around the event. Members of the media may film and photograph. It shouldn't be disruptive, but if you'd prefer not to be filmed, please let us know.

GENERAL GUIDELINES



Arrive Early

- Give yourself ample travel time to find parking or use public transportation.
- Being early at the event can help you learn the expo's layout more quickly.

1

Choose Your Wardrobe Wisely

- Wear an outfit that looks professional and fits your personal style.
- Avoid clothes with words or logos.
- Try wearing a collared shirt or blouse with a nice blazer.
- Do not over accessorize. Keep accessories minimal and understated.
- Professional clothing doesn't have to be expensive! Local thrift stores often have some great options.

2

Relax and Have Fun

- Feeling nervous about your career or a potential job opportunity is normal. You can be yourself at career expos and explore jobs in a variety of industries. Don't worry about how well you do; focus on making connections and building your skills.

3

OVERVIEW OF EVENTS

RECITAL HALL

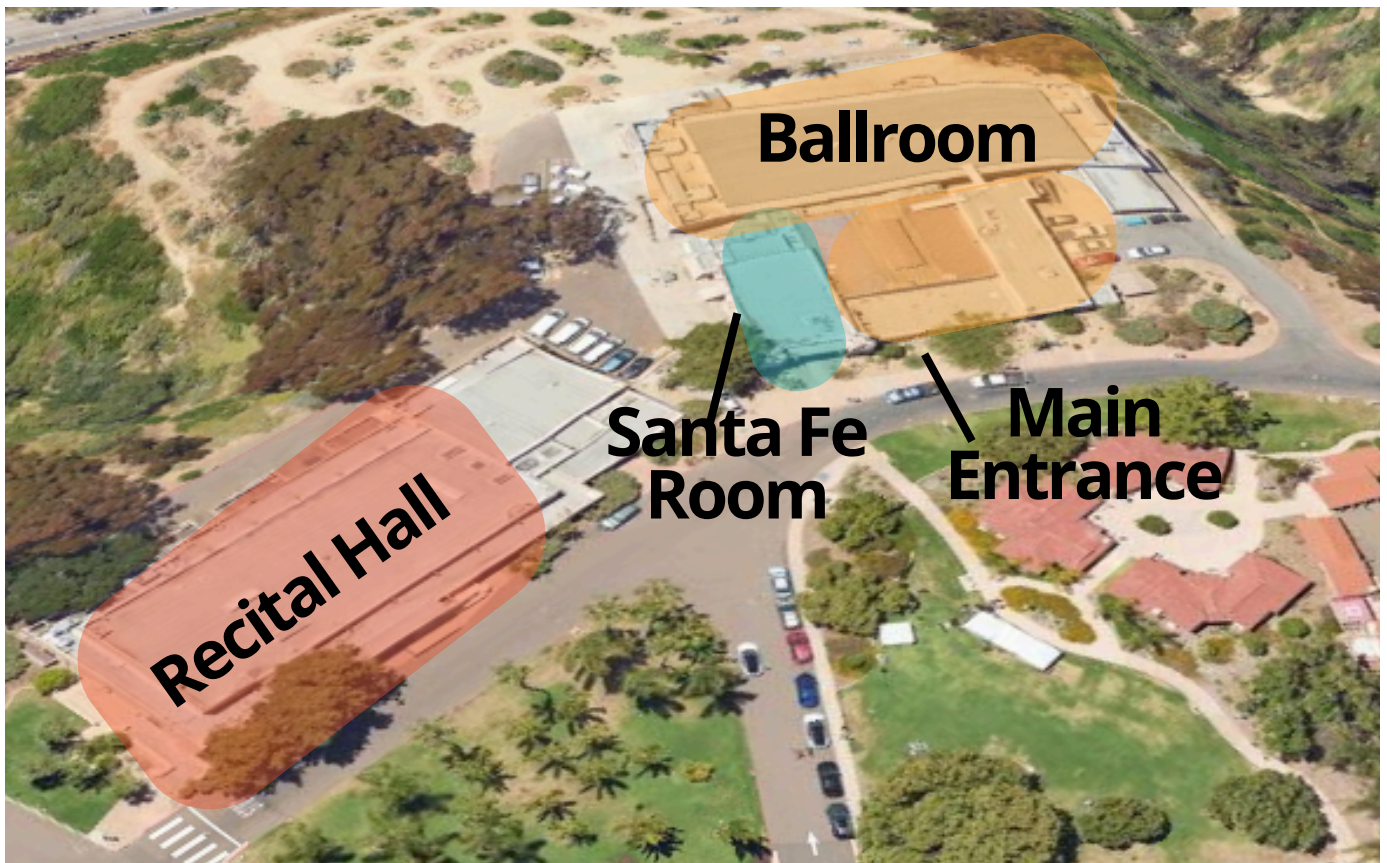
- Mock Interviews
- Resume Prep
- Professional Headshots

SANTA FE ROOM (BITE-SIZED WORKSHOPS)

- Elevator Pitch & Networking
- Career Pathways
- Financial Education

BALLROOM

- Employer & Resource Fair



PICK UP A SWAG BAG & PLAY "JOB JOURNEY BINGO"

- Check out various opportunities to win a raffle prize by participating in our "Job Journey Bingo Game."

See check-in table for more info



RECITAL HALL

Mock Interviews

Practice answering common interview questions and receive feedback to boost your confidence and presentation skills.

Resume Prep

Get your resume reviewed or learn how to write one that stands out to potential employers.

Explore our Digital Resource Guide to prepare!



Professional Headshots

Pose for a free professional headshot to enhance your LinkedIn and professional presence.

Not sure what to wear? **Check out our style guide** or visit the Goodwill table to try on a clean, professional outfit.



Please be advised: You may notice some people with cameras walking around the event. Members of the media may film and photograph. It shouldn't be disruptive, but if you'd prefer not to be filmed, please let us know.

PREPARING YOUR RESUME

Resumes are essential to finding and landing a job. If you do not have a resume before the event, don't worry! We will have volunteers in the Recital Hall available to help you craft your resume. If you already have a resume, please see our best practices for preparing your resume before the event.



Proofread your resume or have someone else review your resume at the Career Expo for a fresh perspective.

Emphasize your technical, soft, or transferable skills. Make sure these skills align with the requirements of the roles you're interested in.

Need help identifying your skills? Check out our **digital resource guide**.

Customize your resume for the specific industries or roles that you're interested in applying for. On the next page, there is a list of all the employers and resources available to you at the Career Expo. Before you attend, consider what kind of jobs you want to have.



Can't get a printed copy of your resume in time for the event? **Have a copy of your resume on your phone** and in your email drafts.

PREPARING FOR MOCK INTERVIEWS

Hosted in the Recital Hall, there will be volunteers ready to help you ace your next interview. Mock interviews are an opportunity to work on your body language, tone, and clarity in responses before the real thing. You will receive constructive feedback from our volunteers who can help refine your weak points and enhance your strengths, while improving your interview skills. If you have a specific job or company that you want to work for, let the volunteer know and they can help you tailor your responses based on the company's culture.

Pro Tip:

Research potential interview questions and practice your answers.

→ Examples of Interview Questions:

- Tell me about yourself?
- What is your greatest strength?
- What is your greatest weakness?
- What are your goals for the future?
- How do you handle conflict?





PREPARING FOR PROFESSIONAL HEADSHOTS



Choose Your Wardrobe Wisely

- Wear an outfit that looks professional and fits your personal style.
- Goodwill will be on site with clean, professional attire and accessories that participants may borrow for a headshot.



What should you not wear for a headshot?

- Avoid wearing an outfit with too many colors or patterns.
- Try not to over accessorize. Keep accessories minimal and understated.
- Don't wear an outfit that you feel uncomfortable in.
- Try not to wear clothing with big words or big logos.



What should you wear for your headshot?

- Choose clothing with solid colors or subtle patterns.
- For males, a collared shirt and tie are usually safe to wear.
- For females, a blouse or shirt with a nice blazer are appropriate.
- The important key to your outfit is to look professional!



Hair & Make-up

- Try to wear minimal or simple make-up.
- For hair, many photographers recommended styling your hair in its natural state or in neat look.



Relax and Smile!

- Don't be nervous to get your photo taken! Our friendly photographers will be there to guide you through poses and make sure you have the perfect photo. You will receive the photo via email within 1-2 weeks after the event.





SANTA FE ROOM

Bite-Sized Workshops

Join us for short, interactive workshops to launch your career preparedness. Gain skills, make connections and get ready for career success!

10:15-10:35 A.M. Elevator Pitch/Networking

10:40-11:00 A.M. Career Pathways

11:05-11:25 A.M. Elevator Pitch/Networking

11:30-11:45 A.M. Raffle

11:50 A.M-12:10 P.M. Financial Education


1:00 P.M. Event Ends



Elevator Pitch/Networking Workshop: Learn and practice how to present yourself to employers and put your best foot forward.

Career Pathways Workshop: Explore career options and discover pathways to achieve your professional goals.

Please be advised: You may notice some people with cameras walking around the event. Members of the media may film and photograph. It shouldn't be disruptive, but if you'd prefer not to be filmed, please let us know.





BALLROOM

Employer & Resource Fair


Explore opportunities, connect with local organizations and discover valuable resources to support your career journey.

Want to know which vendors will be present, which ones are hiring, and how to connect with them? See the **"Vendors"** section of our website, or keep reading!

A few employers will be ready to conduct on-site interviews. We have helpful resources to help you prepare and make the most of your experience.

Please be advised:

You may notice some people with cameras walking around the event. Members of the media may film and photograph. It shouldn't be disruptive, but if you'd prefer not to be filmed, please let us know.



CONNECTING WITH VENDORS

Make the first introduction to vendors, i.e. the people at tables throughout the event representing different organizations and companies, by developing a simple one-line pitch.

"Hi, my name is [Your Name], and I am a [student, employee] at [School or Company]. I am interested in learning more about the opportunities available at [Vendor or Organization name] especially in [specific department or role]."

After you have made your introduction to the vendor, ask them informed questions about their organization to show your interest in their work.

- Could you share more about the projects your team is currently working on and how someone with my skill set could contribute?
- I saw your company is growing. Are there new jobs or opportunities for someone like me? **Pro Tip:** Email or hand the employer your resume after asking this question. This will help you showcase your value and identify how your skills align with the employer's needs.
- How can your program help me get better at [a specific skill] that supervisors are looking for?
- What's new in your courses that can help me get a good job?



When the conversation ends, politely ask for business cards or contact details to facilitate follow-up communication and express your interest in continuing the conversation after the expo.

- Send them a follow up email.
- Don't forget to thank them for their time!

VENDORS

Employers *(as of March 11, 2025)*

- Balboa Art Conservation Center
- Bill Howe Family Companies
- California Department of Transportation
- Caltrans District 11
- City of San Diego, Parks and Recreation Department*
- City of San Diego, Personnel Department*
- City of San Diego, Police Department*
- County of San Diego, Office of Labor Standards and Enforcement
- DREAMBuilders Youth Mentoring Network*+
- Electrical Training Institute
- Family Health Centers of San Diego
- Goodwill Industries of San Diego County*
- Hawthorne Cat
- Kitchens for Good
- Laura Rodriguez Medical Assistant Institute
- Mingei International Museum*
- Open Hearts Leaders*
- Outdoor Outreach*
- Paul Mitchell the School San Diego
- Real Estate Ambassador & Partners
- San Diego Building & Construction Trades Council
- San Diego Workforce Partnership*
- SeaWorld San Diego
- U.S. Army Recruiting+
- U.S. Coast Guard+
- U.S. Navy
- Urban Collaborative Project*+
- Western Regional Council Carpenters

**Employers currently hiring ages 16+*
+Employers offering on-site interviews




VENDORS

Job Training & Career Readiness Resources

(as of March 11, 2025)

- Black Tech Link
- Computers 2 Kids
- CREATE Career Pathways Program (CPP)
- GRID Alternatives
- Harmonium
- HomeAid San Diego
- iSERVE international
- Junior Achievement of San Diego County
- MAAC
- Mid-City CAN
- Outside the Lens
- San Diego City College Outreach
- San Diego College of Continuing Education
- San Diego Jobs Corps
- San Diego Workforce Partnership



PARKING



Balboa Park Club

Recital Hall

Pan American Plaza Parking

Organ Pavilion Parking Lot

Federal Parking Lot

Inspiration Point
Parking Lot

SAN DIEGO PROMISE ZONE

The San Diego Promise Zone is a federal designation that convenes cross-sector stakeholders with shared goals to co-create a collaborative ecosystem of opportunity and investment. The San Diego Promise Zone works to address systemic racism and inequities to improve the quality of life of more than 85,000 Promise Zone residents across Barrio Logan, Logan Heights, Southeastern San Diego, and Encanto.



SPONSORS

