



## Monthly Noise Management Report- January 2024

### Montgomery Gibbs Executive Airport

Noise Abatement Violations\*

Day: 0

Night: 0

Total of Fine Amount for the Month: \$0

### Community Complaint Totals



**Total Number of Complaints: 24**

### Community Complaint Details

Community	Number of Complainants	Number of Complaints	YTD Total Complaints
Allied Gardens	1	1	1
Clairemont	5	20	20
La Jolla	1	2	2
Serra Mesa	1	1	1
<b>Totals:</b>	<b>8</b>	<b>24</b>	<b>24</b>

\*Noise Abatement Violations only apply to Montgomery Gibbs Executive Airport as the City ordinance/policy was passed and put into place prior to the Airport Noise and Capacity Act of 1990



Department of Real Estate  
and Airport Management

**Monthly Noise Management Report- January 2024**

**Brown Field Municipal Airport**

**Community Complaint Totals**

Zero complaints for the month of January

**Community Complaint Details**

Zero complaints for the month of January

\*Noise Abatement Violations only apply to Montgomery Gibbs Executive Airport as the City ordinance/policy was passed and put into place prior to the Airport Noise and Capacity Act of 1990



## Monthly Noise Management Report- February 2024

### Montgomery Gibbs Executive Airport

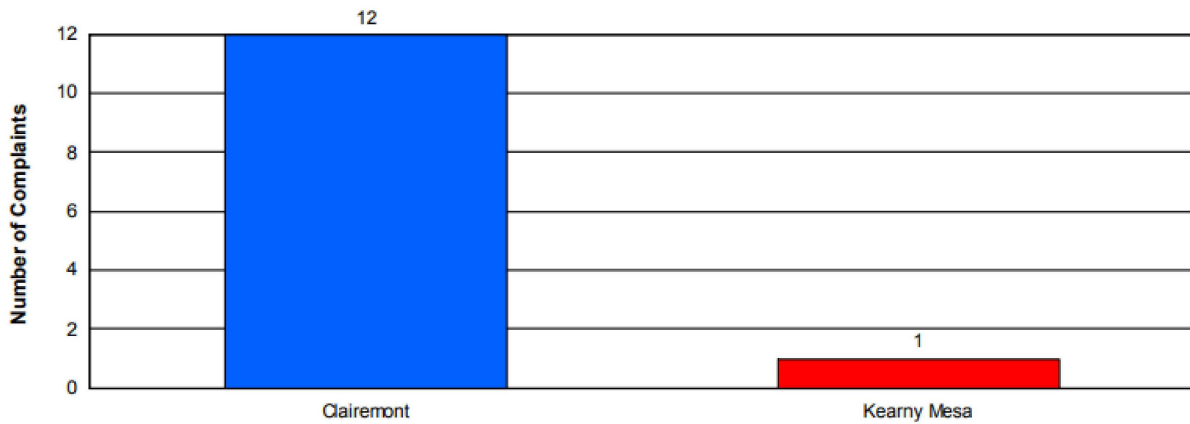
Noise Abatement Violations\*

Day: 0

Night: 0

Total of Fine Amount for the Month: \$0

### Community Complaint Totals



Total Number of Complaints: 13

### Community Complaint Details

Community	Number of Complainants	Number of Complaints	YTD Total Complaints
Clairemont	3	12	32
Kearny Mesa	1	1	1
<b>Totals:</b>	<b>4</b>	<b>13</b>	<b>33</b>


\*Noise Abatement Violations only apply to Montgomery Gibbs Executive Airport as the City ordinance/policy was passed and put into place prior to the Airport Noise and Capacity Act of 1990



## Monthly Noise Management Report- February 2024

### Brown Field Municipal Airport

#### Community Complaint Totals



Total Number of Complaints: 5

#### Community Complaint Details

Community	Number of Complainants	Number of Complaints	YTD Total Complaints
Otay Mesa	1	5	5
<b>Totals:</b>	<b>1</b>	<b>5</b>	<b>5</b>

\*Noise Abatement Violations only apply to Montgomery Gibbs Executive Airport as the City ordinance/policy was passed and put into place prior to the Airport Noise and Capacity Act of 1990





## Monthly Noise Management Report- March 2024

### Montgomery Gibbs Executive Airport

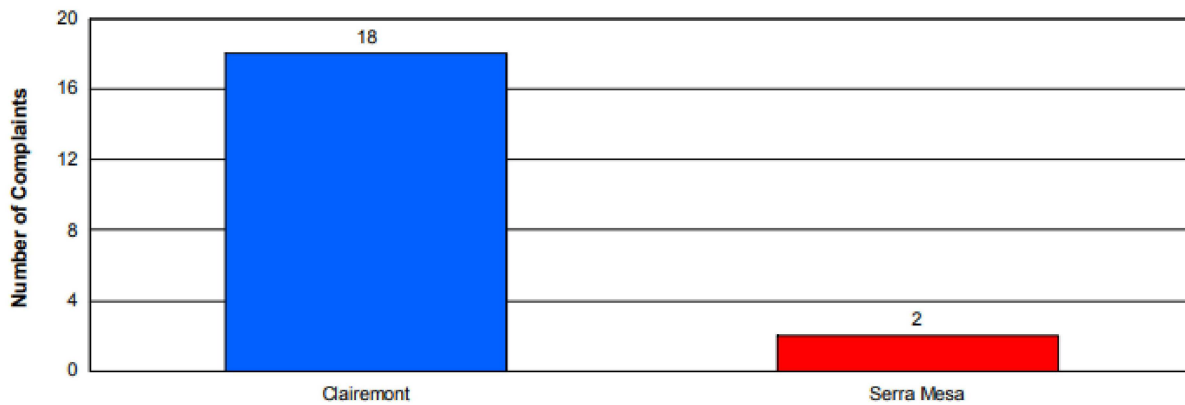
Noise Abatement Violations\*

Day: 0

Night: 0

Total of Fine Amount for the Month: \$0

### Community Complaint Totals



Total Number of Complaints: 20

### Community Complaint Details

Start Date / Time: 2024-03-01 00:00:00  
End Date / Time: 2024-03-31 00:00:00

Group By: Community  
Filter Name: MYF

Community	Number of Complainants	Number of Complaints	YTD Total Complaints
Clairemont	7	18	50
Serra Mesa	1	2	3
<b>Totals:</b>	<b>8</b>	<b>20</b>	<b>53</b>


\*Noise Abatement Violations only apply to Montgomery Gibbs Executive Airport as the City ordinance/policy was passed and put into place prior to the Airport Noise and Capacity Act of 1990



## Monthly Noise Management Report- March 2024

### Brown Field Municipal Airport

#### Community Complaint Totals



Total Number of Complaints: 3

#### Community Complaint Details

Start Date / Time: 2024-03-01 00:00:00  
End Date / Time: 2024-03-31 00:00:00

Group By: Community  
Filter Name: SDM

Community	Number of Complainants	Number of Complaints	YTD Total Complaints
Otay Mesa	1	3	8
<b>Totals:</b>	<b>1</b>	<b>3</b>	<b>8</b>

\*Noise Abatement Violations only apply to Montgomery Gibbs Executive Airport as the City ordinance/policy was passed and put into place prior to the Airport Noise and Capacity Act of 1990



## Monthly Noise Management Report- April 2024

### Montgomery Gibbs Executive Airport

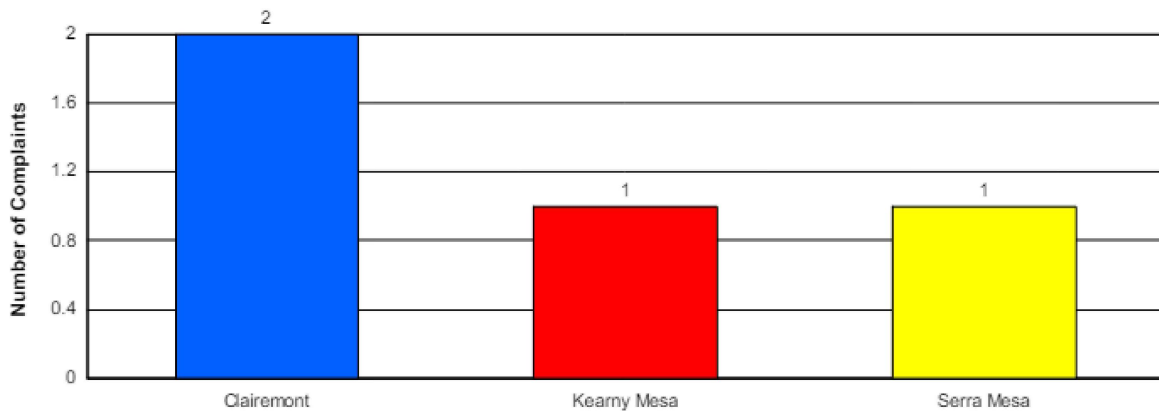
Noise Abatement Violations\*

Day: 0

Night: 0

Total of Fine Amount for the Month: \$0

### Community Complaint Totals



Total Number of Complaints: 4

### Community Complaint Details

Start Date / Time: 2024-04-01 00:00:00  
End Date / Time: 2024-04-30 00:00:00

Group By: Community  
Filter Name: MYF

Community	Number of Complainants	Number of Complaints	YTD Total Complaints
Clairemont	2	2	52
Kearny Mesa	1	1	2
Serra Mesa	1	1	4
<b>Totals:</b>	<b>4</b>	<b>4</b>	<b>58</b>


\*Noise Abatement Violations only apply to Montgomery Gibbs Executive Airport as the City ordinance/policy was passed and put into place prior to the Airport Noise and Capacity Act of 1990



## Monthly Noise Management Report- April 2024

### Brown Field Municipal Airport

#### Community Complaint Totals



Total Number of Complaints: 13

#### Community Complaint Details

Start Date / Time: 2024-04-01 00:00:00  
End Date / Time: 2024-04-30 00:00:00

Group By: Community  
Filter Name: SDM

Community	Number of Complainants	Number of Complaints	YTD Total Complaints
Otay Mesa	3	13	21
<b>Totals:</b>	<b>3</b>	<b>13</b>	<b>21</b>

\*Noise Abatement Violations only apply to Montgomery Gibbs Executive Airport as the City ordinance/policy was passed and put into place prior to the Airport Noise and Capacity Act of 1990



## Monthly Noise Management Report- May 2024

### Montgomery Gibbs Executive Airport

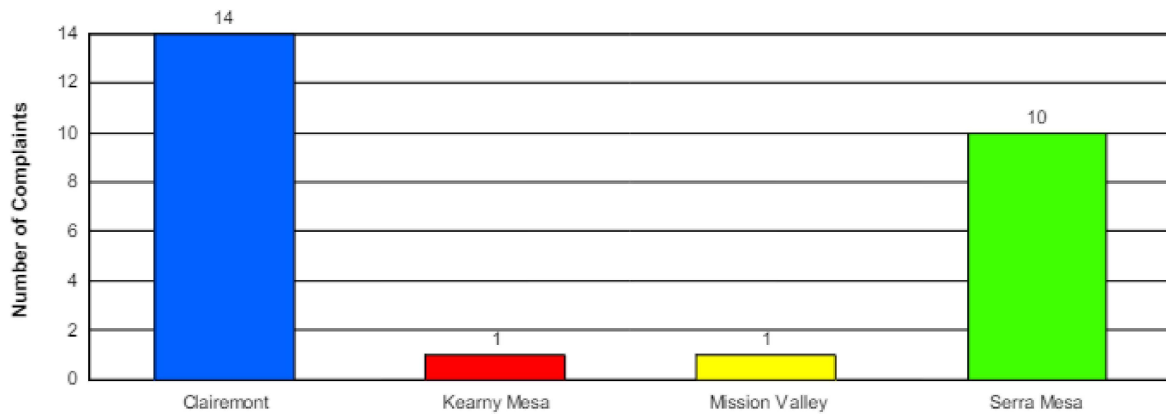
Noise Abatement Violations\*

Day: 0

Night: 0

Total of Fine Amount for the Month: \$0

### Community Complaint Totals



Total Number of Complaints: 26

### Community Complaint Details

Community	Number of Complainants	Number of Complaints	YTD Total Complaints
Clairemont	8	14	66
Kearny Mesa	1	1	3
Mission Valley	1	1	1
Serra Mesa	1	10	14
<b>Totals:</b>	<b>11</b>	<b>26</b>	<b>84</b>

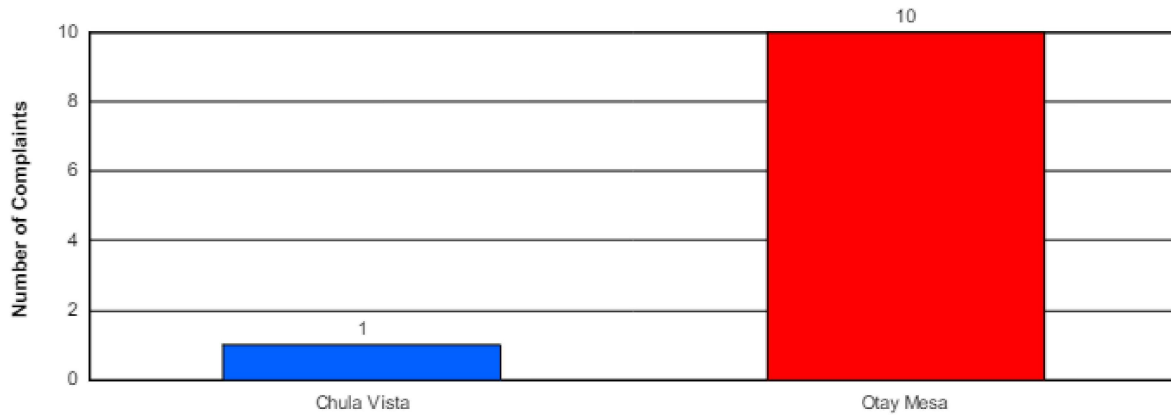
\*Noise Abatement Violations only apply to Montgomery Gibbs Executive Airport as the City ordinance/policy was passed and put into place prior to the Airport Noise and Capacity Act of 1990



## Monthly Noise Management Report- May 2024

### Brown Field Municipal Airport

#### Community Complaint Totals



Total Number of Complaints: 11

#### Community Complaint Details

Community	Number of Complainants	Number of Complaints	YTD Total Complaints
Chula Vista	1	1	1
Otay Mesa	6	10	32
<b>Totals:</b>	<b>7</b>	<b>11</b>	<b>33</b>

\*Noise Abatement Violations only apply to Montgomery Gibbs Executive Airport as the City ordinance/policy was passed and put into place prior to the Airport Noise and Capacity Act of 1990



## Monthly Noise Management Report- June 2024

### Montgomery Gibbs Executive Airport

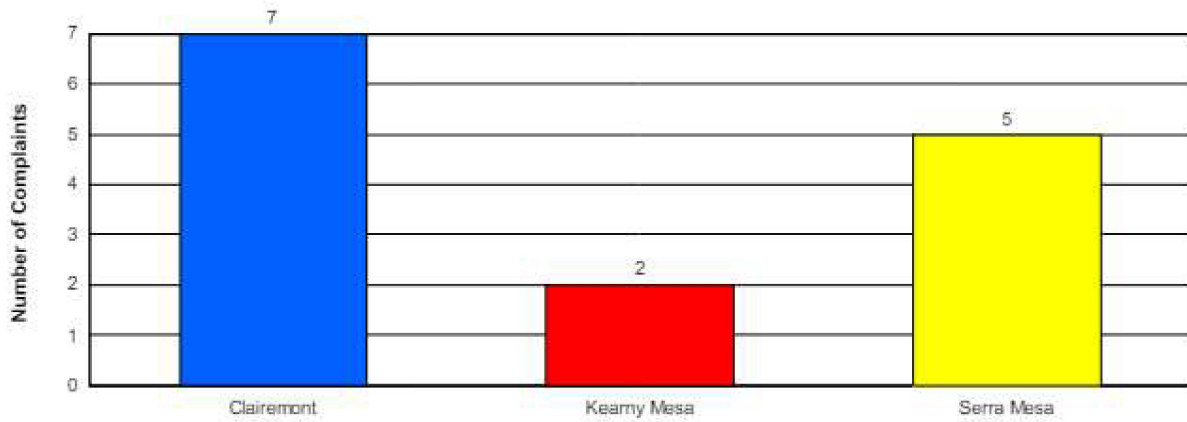
Noise Abatement Violations\*

Day: 0

Night: \$150

Total of Fine Amount for the Month: \$150

### **Community Complaint Totals**



Total Number of Complaints: 14

### **Community Complaint Details**

Community	Number of Complainants	Number of Complaints	YTD Total Complaints
Clairemont	5	7	73
Kearny Mesa	2	2	5
Serra Mesa	1	5	24
<b>Totals:</b>	<b>8</b>	<b>14</b>	<b>102</b>

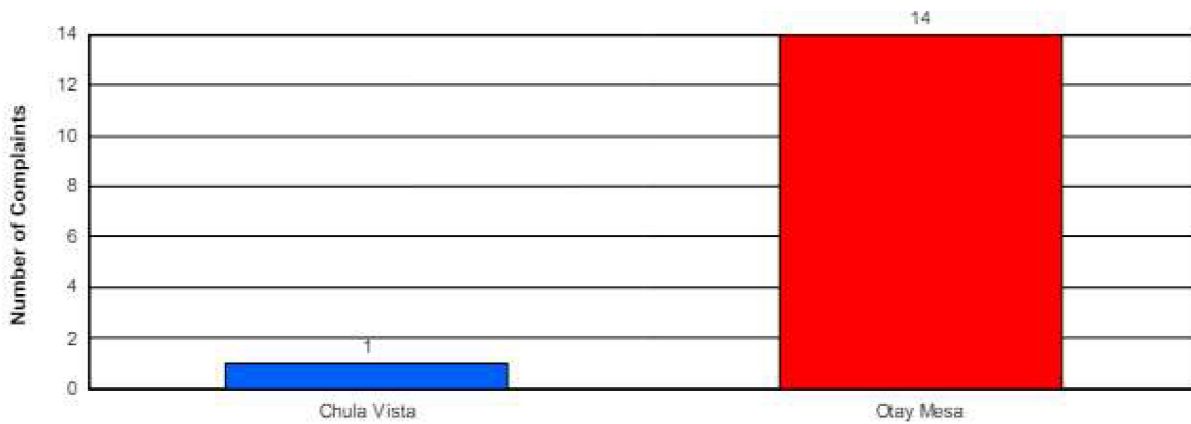
\*Noise Abatement Violations only apply to Montgomery Gibbs Executive Airport as the City ordinance/policy was passed and put into place prior to the Airport Noise and Capacity Act of 1990



## Monthly Noise Management Report- June 2024

### Brown Field Municipal Airport

#### Community Complaint Totals



Total Number of Complaints: 15

#### Community Complaint Details

Community	Number of Complainants	Number of Complaints	YTD Total Complaints
Chula Vista	1	1	2
Otay Mesa	9	14	46
<b>Totals:</b>	<b>10</b>	<b>15</b>	<b>48</b>

\*Noise Abatement Violations only apply to Montgomery Gibbs Executive Airport as the City ordinance/policy was passed and put into place prior to the Airport Noise and Capacity Act of 1990





# Economic Development Department

## Monthly Noise Management Report- July 2024

### Montgomery Gibbs Executive Airport

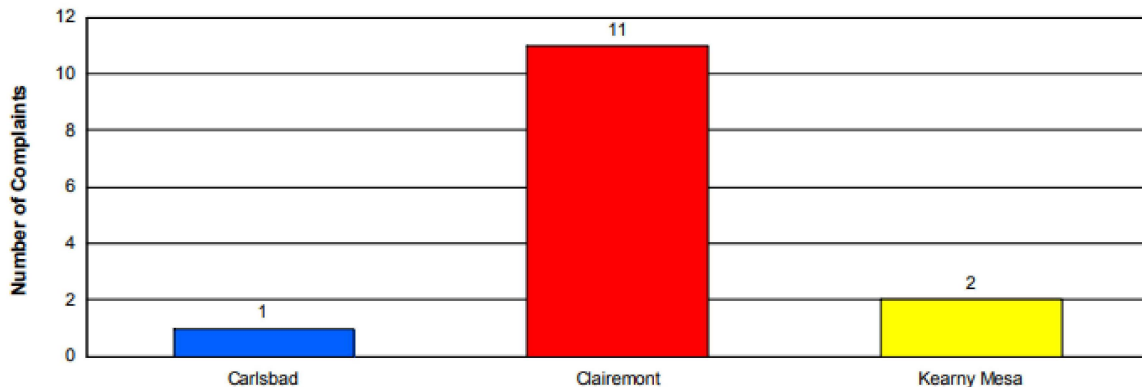
Noise Abatement Violations\*

Day: 0

Night: 1

Total of Fine Amount for the Month: \$150

### Community Complaint Totals



Total Number of Complaints: 14

### Community Complaint Details

Community	Number of Complainants	Number of Complaints	YTD Total Complaints
Carlsbad	1	1	1
Clairemont	4	11	84
Kearny Mesa	2	2	7
<b>Totals:</b>	<b>7</b>	<b>14</b>	<b>92</b>

\*Noise Abatement Violations only apply to Montgomery Gibbs Executive Airport as the City ordinance/policy was passed and put into place prior to the Airport Noise and Capacity Act of 1990




# Economic Development Department

## Monthly Noise Management Report- July 2024

### Brown Field Municipal Airport

#### Community Complaint Totals



Total Number of Complaints: 2

#### Community Complaint Details

Community	Number of Complainants	Number of Complaints	YTD Total Complaints
Otay Mesa	2	2	48
<b>Totals:</b>	<b>2</b>	<b>2</b>	<b>48</b>

\*Noise Abatement Violations only apply to Montgomery Gibbs Executive Airport as the City ordinance/policy was passed and put into place prior to the Airport Noise and Capacity Act of 1990



# Economic Development Department

## Monthly Noise Management Report- August 2024

### Montgomery Gibbs Executive Airport

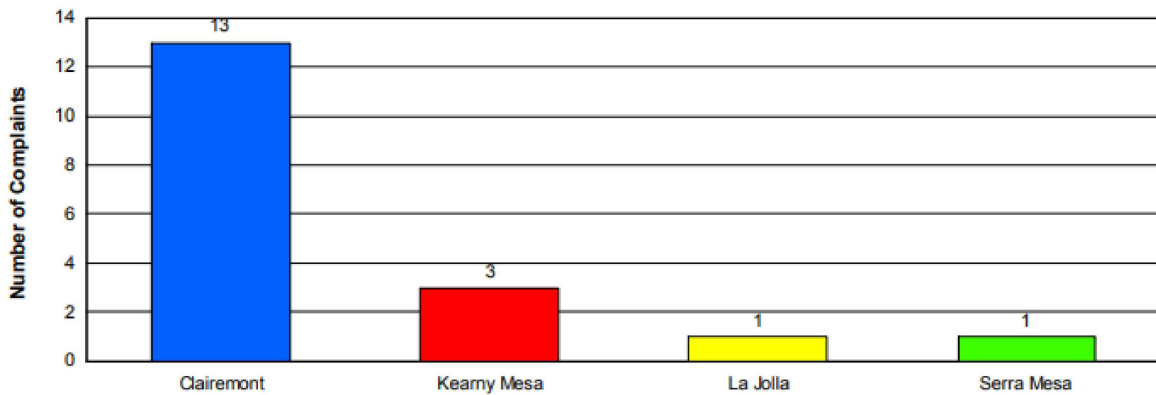
Noise Abatement Violations\*

Day: 0

Night:0

Total of Fine Amount for the Month: \$0

### Community Complaint Totals



Total Number of Complaints: 18

### Community Complaint Details


Community	Number of Complainants	Number of Complaints	YTD Total Complaints
Clairemont	4	13	97
Kearny Mesa	3	3	10
La Jolla	1	1	3
Serra Mesa	1	1	25
<b>Totals:</b>	<b>9</b>	<b>18</b>	<b>135</b>

\*Noise Abatement Violations only apply to Montgomery Gibbs Executive Airport as the City ordinance/policy was passed and put into place prior to the Airport Noise and Capacity Act of 1990

## Monthly Noise Management Report- August 2024

### Brown Field Municipal Airport

#### Community Complaint Totals



Total Number of Complaints: 2

#### Community Complaint Details

Community	Number of Complainants	Number of Complaints	YTD Total Complaints
Otay Mesa	2	2	50
<b>Totals:</b>	<b>2</b>	<b>2</b>	<b>50</b>

\*Noise Abatement Violations only apply to Montgomery Gibbs Executive Airport as the City ordinance/policy was passed and put into place prior to the Airport Noise and Capacity Act of 1990



# Economic Development Department

## Monthly Noise Management Report- September 2024

### Montgomery Gibbs Executive Airport

Noise Abatement Violations\*

Day: 0

Night:0

Total of Fine Amount for the Month: \$0

### Community Complaint Totals



Total Number of Complaints: 14

### Community Complaint Details

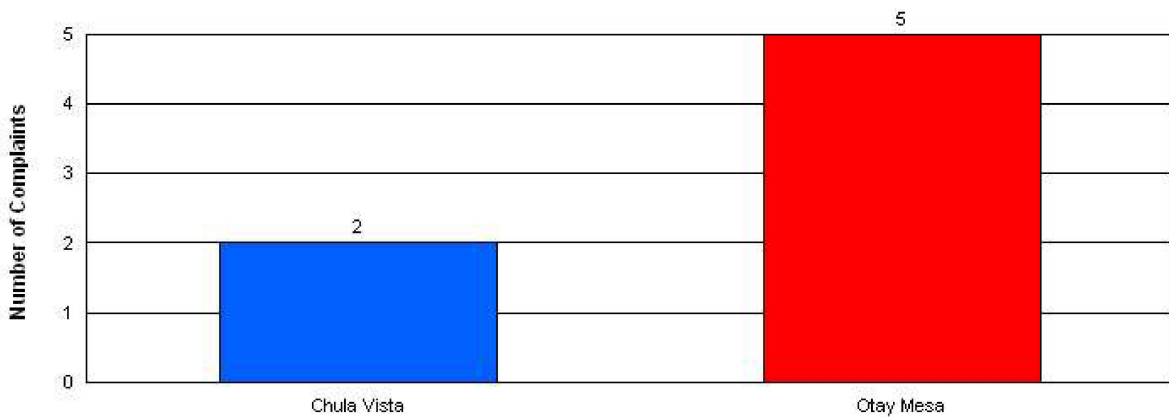
Community	Number of Complainants	Number of Complaints	YTD Total Complaints
Clairemont	5	10	109
Hill Crest	1	1	1
La Jolla	2	3	6
<b>Totals:</b>	<b>8</b>	<b>14</b>	<b>116</b>

\*Noise Abatement Violations only apply to Montgomery Gibbs Executive Airport as the City ordinance/policy was passed and put into place prior to the Airport Noise and Capacity Act of 1990

## Monthly Noise Management Report- September 2024

### Brown Field Municipal Airport

#### Community Complaint Totals



Total Number of Complaints: 7

#### Community Complaint Details

Community	Number of Complainants	Number of Complaints	YTD Total Complaints
Chula Vista	2	2	4
Otay Mesa	5	5	55
<b>Totals:</b>	<b>7</b>	<b>7</b>	<b>59</b>

\*Noise Abatement Violations only apply to Montgomery Gibbs Executive Airport as the City ordinance/policy was passed and put into place prior to the Airport Noise and Capacity Act of 1990



# Economic Development Department

## Monthly Noise Management Report- October 2024

### Montgomery Gibbs Executive Airport

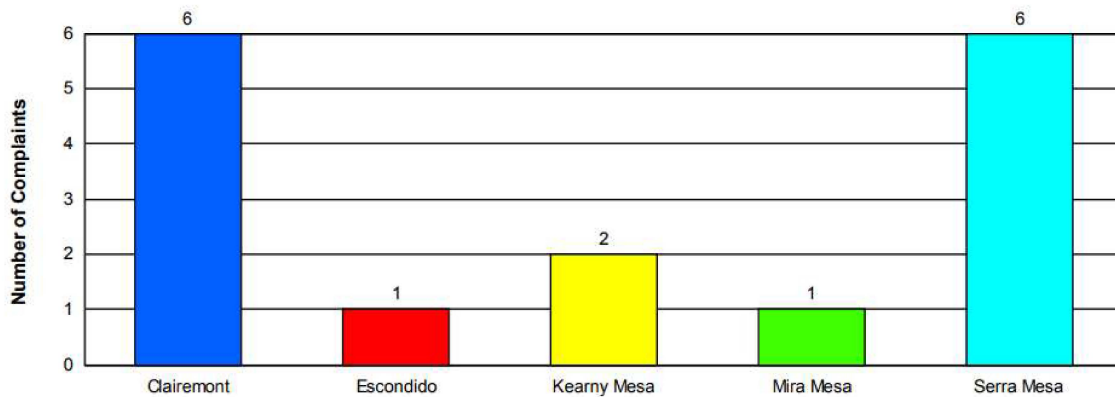
Noise Abatement Violations\*

Day: 0

Night:0

Total of Fine Amount for the Month: \$0

### Community Complaint Totals



Total Number of Complaints: 16

### Community Complaint Details

Community	Number of Complainants	Number of Complaints	YTD Total Complaints
Clairemont	6	6	115
Escondido	1	1	1
Kearny Mesa	1	2	12
Mira Mesa	1	1	1
Serra Mesa	2	6	31
<b>Totals:</b>	<b>11</b>	<b>16</b>	<b>160</b>

\*Noise Abatement Violations only apply to Montgomery Gibbs Executive Airport as the City ordinance/policy was passed and put into place prior to the Airport Noise and Capacity Act of 1990

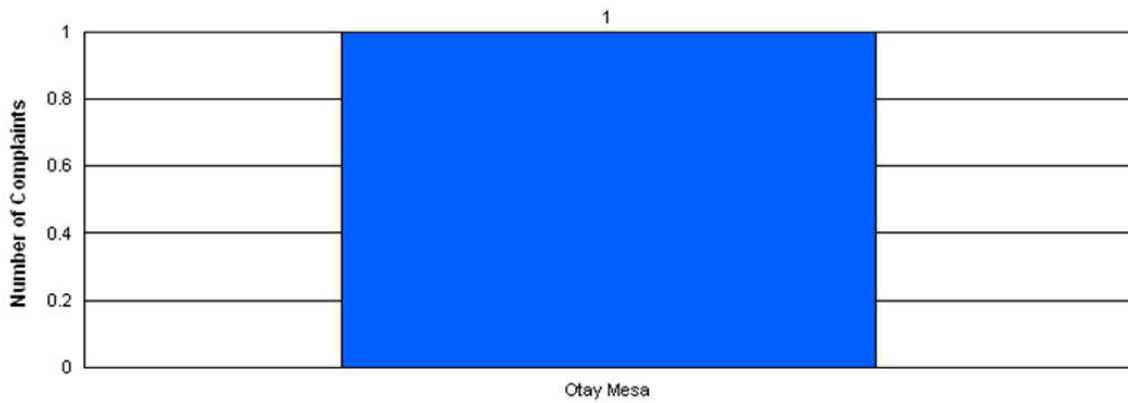


# Economic Development Department

## Monthly Noise Management Report- October 2024

### Brown Field Municipal Airport

#### Community Complaint Totals



Total Number of Complaints: 1

#### Community Complaint Details

Community	Number of Complainants	Number of Complaints	YTD Total Complaints
Otay Mesa	1	1	56
<b>Totals:</b>	<b>1</b>	<b>1</b>	<b>56</b>

\*Noise Abatement Violations only apply to Montgomery Gibbs Executive Airport as the City ordinance/policy was passed and put into place prior to the Airport Noise and Capacity Act of 1990





# Economic Development Department

## Monthly Noise Management Report- November 2024

### Montgomery Gibbs Executive Airport

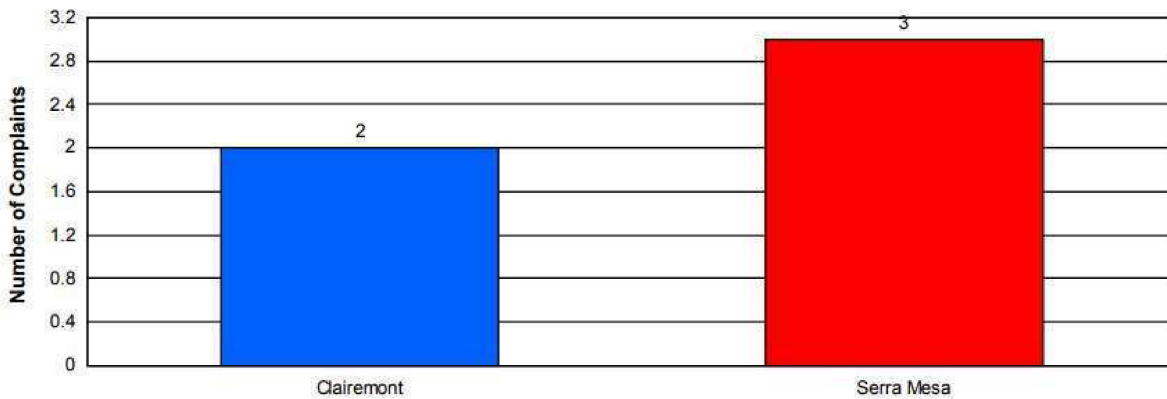
Noise Abatement Violations\*

Day: 0

Night:0

Total of Fine Amount for the Month: \$0

### Community Complaint Totals



Total Number of Complaints: 5

### Community Complaint Details

Community	Number of Complainants	Number of Complaints	YTD Total Complaints
Clairemont	1	2	117
Serra Mesa	1	3	34
<b>Totals:</b>	<b>2</b>	<b>5</b>	<b>151</b>

\*Noise Abatement Violations only apply to Montgomery Gibbs Executive Airport as the City ordinance/policy was passed and put into place prior to the Airport Noise and Capacity Act of 1990

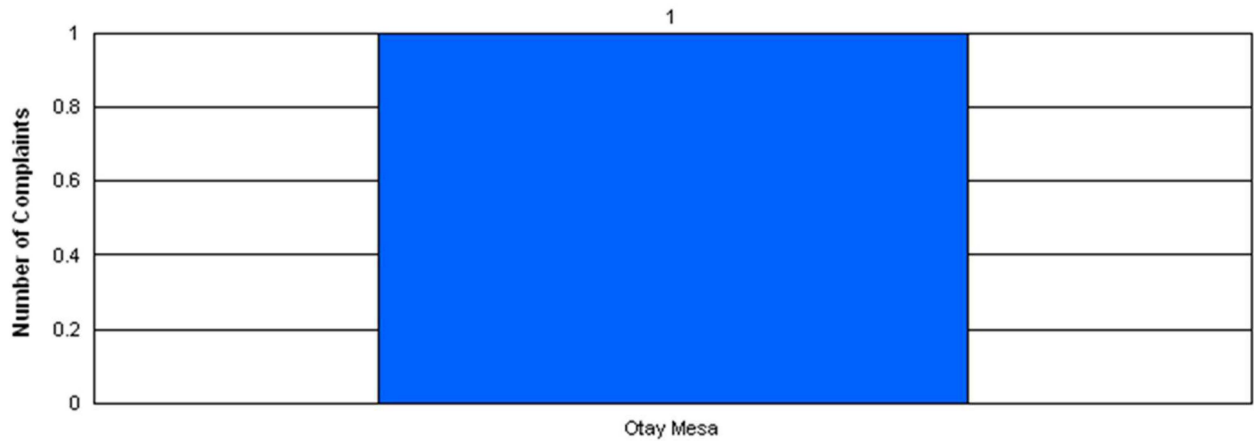


# Economic Development Department

## Monthly Noise Management Report- November 2024

### Brown Field Municipal Airport

#### Community Complaint Totals



Total Number of Complaints: 1

#### Community Complaint Details

Community	Number of Complainants	Number of Complaints	YTD Total Complaints
Otay Mesa	1	1	57
<b>Totals:</b>	<b>1</b>	<b>1</b>	<b>57</b>

\*Noise Abatement Violations only apply to Montgomery Gibbs Executive Airport as the City ordinance/policy was passed and put into place prior to the Airport Noise and Capacity Act of 1990



# Economic Development Department

## Monthly Noise Management Report- December 2024

### Montgomery Gibbs Executive Airport

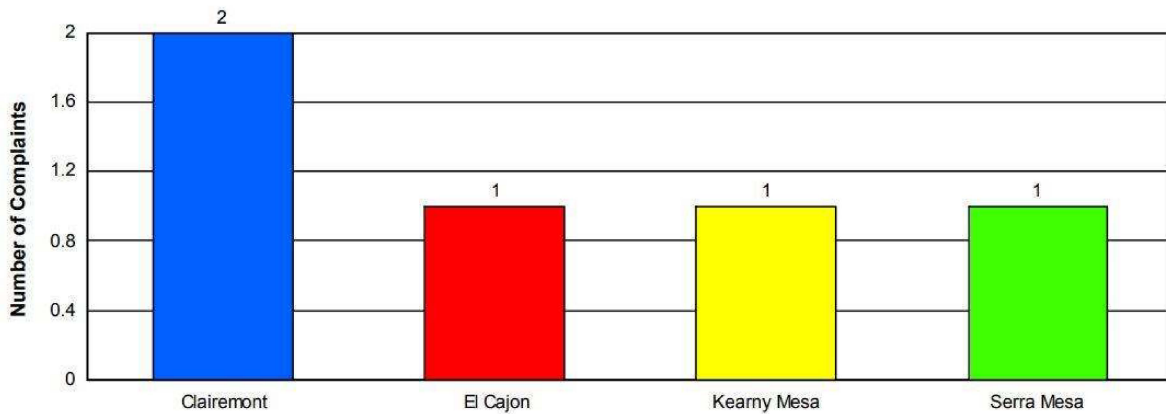
Noise Abatement Violations\*

Day: 0

Night:0

Total of Fine Amount for the Month: \$0

### Community Complaint Totals



Total Number of Complaints: 5

### Community Complaint Details


Community	Number of Complainants	Number of Complaints	YTD Total Complaints
Clairemont	1	2	119
El Cajon	1	1	1
Kearny Mesa	1	1	13
Serra Mesa	1	1	35
<b>Totals:</b>	<b>4</b>	<b>5</b>	<b>168</b>

\*Noise Abatement Violations only apply to Montgomery Gibbs Executive Airport as the City ordinance/policy was passed and put into place prior to the Airport Noise and Capacity Act of 1990

## Monthly Noise Management Report- December 2024

### Brown Field Municipal Airport

#### Community Complaint Totals



Total Number of Complaints: 2

#### Community Complaint Details

Community	Number of Complainants	Number of Complaints	YTD Total Complaints
Otay Mesa	2	2	59
<b>Totals:</b>	<b>2</b>	<b>2</b>	<b>59</b>

\*Noise Abatement Violations only apply to Montgomery Gibbs Executive Airport as the City ordinance/policy was passed and put into place prior to the Airport Noise and Capacity Act of 1990