



**Fiscal Year 2024 Year-End
State of the CIP
and
State of Construction Report**



Eric Dargan
Chief Operating Officer

Rania Amen
Acting Deputy Chief Operating Officer

Luis Schaar
Engineering & Capital Projects, Acting Director

Caryn McGriff
Engineering & Capital Projects, Assistant Director

State of the CIP Table of Contents

Background & Report Overview..... 3

Capital Improvements Program Overview 3

CIP Budget. 4

CIP Expenditures..... 5

Active CIP Project Count..... 6

CIP Performance Measures and Key Performance Indicators 7

Street Pavement Repair Program 8

Water Pipeline Replacement Program 9

Sewer Pipeline Replacement Program..... 10

CIP Project Highlights 11

Pure Water San Diego 15

Award Winning Projects 16

Industry Outreach..... 16

CIP Streamlining..... 17

Project Labor Agreement..... 17

Quick Build..... 18

Inter-Agency Agreement 18

Construction Management..... 18

Change Orders 18

Notices to Proceed and Completion..... 19

Construction Management Contracts 20

Consultant and Construction Contracts..... 21

Contractor Performance and Evaluations 21

Emergency CIP Projects..... 22

Climate Action Plan..... 23

Conclusion 24

Exhibits

- A. Transparency Policy Status
- B. CIP Expenditures by Project
- C. Award-Winning CIP Projects
- D. Inter-Agency Agreements
- E. Fiscal Year 2024 Year-End Change Orders
- F. Notices of Completion
- G. CAP Project Information

BACKGROUND & REPORT OVERVIEW

[City of San Diego Council Policy 000-31 / Capital Improvements Program \(CIP\) Transparency](#) describes the CIP-related information that City Departments must provide to the Council and the public. Information elements include CIP project descriptions as well as contracting, budget, schedule, and expenditure details. Multiple City Departments, including Engineering and Capital Projects (ECP), Purchasing & Contracting, and the Department of Finance, have reporting responsibilities under Council Policy 000-31.

The State of the CIP and State of Construction Report is part of a larger group of enhanced reporting activities defined in Council Policy 000-31 and detailed in **Exhibit A** to help keep the City Council and the public informed about the City CIP. This report provides an overview of the City CIP during Fiscal Year 2024, from July 1, 2023, through June 30, 2024, highlighting major programs, significant projects, emergency projects, process improvements, program challenges, recommendations, and accomplishments.



Tecolote Shores Ribbon Cutting Ceremony

CAPITAL IMPROVEMENTS PROGRAM OVERVIEW

The City's CIP is a compilation of individual capital improvement projects financed by annually adopted and mid-year amended budgets, as proposed by the Mayor and approved by the City Council. CIP projects are unique construction projects that provide improvements or additions to the City's infrastructure assets and systems, which enhances the overall quality of life and public health and safety of the community. The CIP is fundamental to advancing the City's Strategic Plan Goals to advance mobility and infrastructure, promote effective stormwater management, and provide safe and reliable drinking water.

Executing the CIP portfolio, which includes refurbishing or rehabilitating existing structures and constructing new facilities, is complex due to the volume and variety of funding sources, asset types, project delivery methods, and priorities. Projects are identified through coordination with the Mayor, City Council, asset managing departments (AMD), the Capital Improvements Program Review and Advisory Committee (CIPRAC), and input from community stakeholders. Once capital requirements are identified, CIP projects are prioritized according to Council Policy 800-14 / Prioritizing Capital Improvements Program Projects. This policy provides a ranking methodology that more closely aligns infrastructure prioritization with the City's goals for the equitable and efficient delivery of capital projects.

After projects are initiated and funded, a project manager is identified to facilitate project implementation. ECP is the hub for most, but not all, CIP projects in the Program, regardless of the AMD. Using the updated Council Policy 800-14, all active CIP projects were rescored during Fiscal Year 2024. The updated scores guided budget decisions for Fiscal Year 2025, focusing on completing existing projects with significant prior investment.

The CIP directly supports the operations of many City Departments across a range of functions, including public safety (Police, Fire, and Lifeguard stations), environmental (landfill and recycling operations), transportation (roads, streetlights, traffic signals, bridges, and sidewalks), culture and leisure (Libraries, Parks and Recreation facilities), and utilities (water and sewer distribution and treatment).

ECP maintains the [CIP website](#), which provides additional information about the City's CIP projects and policies, as well as CIP project schedules with details that are updated monthly according to CP 000-31 Sections B and E. The website also provides project-specific web pages for critical or high-interest projects under the header of Featured Projects.



Children's Park

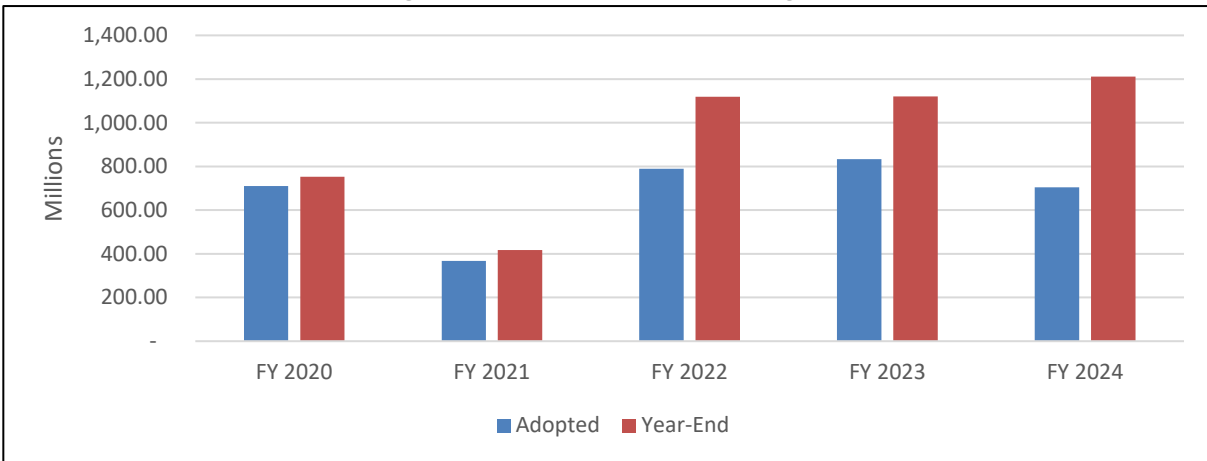
CIP BUDGET

The [Adopted CIP Budget](#) allocates existing funds and anticipated revenues to both new and continuing projects in the Multi-Year CIP, which is funded by nearly 300 unique funding sources, including, but not limited to, water and sewer enterprise funds, Infrastructure Fund, Climate Equity Fund (CEF), Development Impact Fees (DIF), grants, and park improvement funds. Transportation projects are primarily funded by TransNet, which may also fund transportation components of other CIP projects in the right of way. Landfill, airport, and golf projects are funded by their respective enterprise funds.

Parks and other building projects, such as police, fire, and library buildings, compete for scarce resources, including DIF, CEF, and the City General Fund.

The Fiscal Year 2024 Adopted CIP Budget was \$704.1M, and various Council Actions throughout the Fiscal Year increased this amount by \$506.8M to a total of \$1.21B in new funding dedicated to the CIP. **Figure 1** displays the adopted and final CIP budgets for Fiscal Years 2020 through 2024.

Figure 1: FY 2020 - 2024 CIP Budgets



CIP EXPENDITURES

For the first time in City history, both new budget adds and capital program expenditures exceeded one billion dollars. Expenditures at Fiscal Year 2024 year-end were \$1.04B, a nearly 40% increase in year-over-year spending. Expenses had been on an upward trend when they dropped sharply in Fiscal Year 2021 due to the COVID-19 pandemic, subsequent budgetary constraints, and high ECP vacancies. As a result of significant process improvement and streamlining efforts, along with operational efficiency enhancements that ECP implemented, expenditures began to recover in Fiscal Year 2022, and this upward activity trend in expenditures continued through the end of Fiscal Year 2024. The Annual CIP expenditure trends are represented in **Figure 2**.

Figure 2 - Fiscal Years 2020-2024 Year-End CIP Expenditures

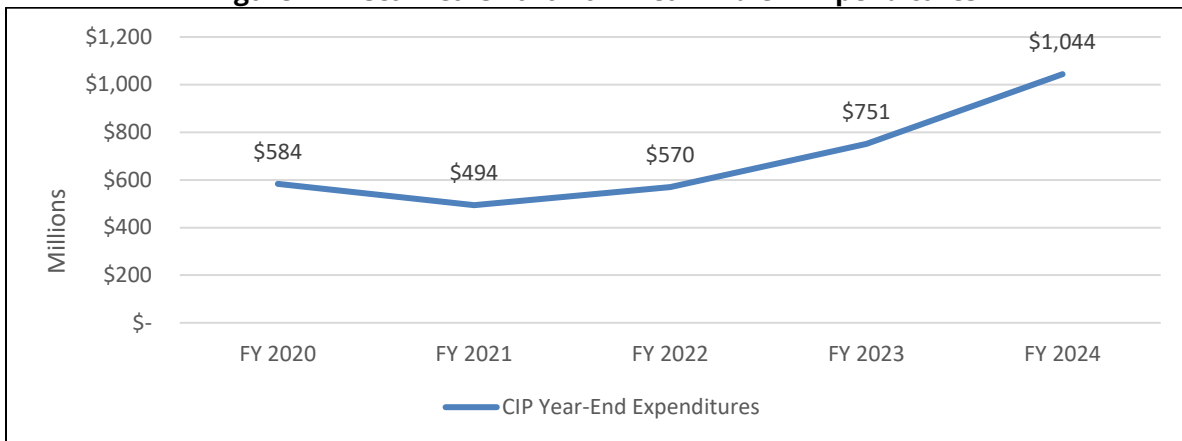

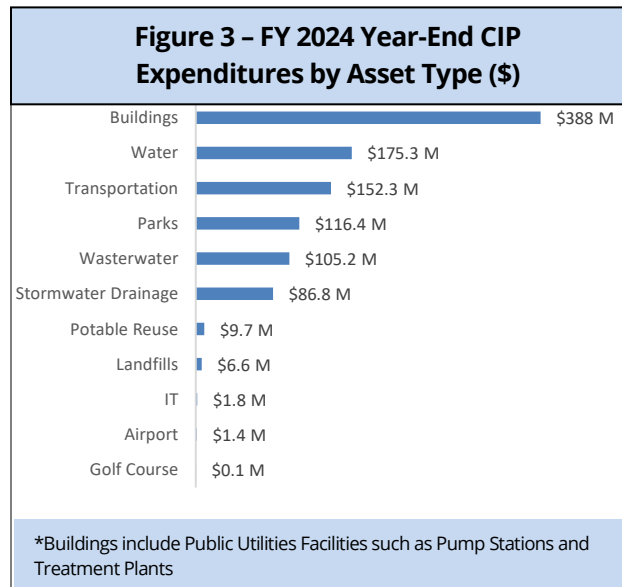


Exhibit B details CIP expenditures and encumbrances by project. **Figures 3** and **4** summarize Fiscal Year 2024 expenditures by asset type and asset-owning department, respectively. **Exhibit B** details CIP expenditures and encumbrances by project.



ACTIVE CIP PROJECT COUNT

During Fiscal Year 2024, there were 1,388 active projects in the City CIP. These projects are at various stages in the project delivery process, and many will need additional funds in future years to be completed.



Over 82% of the City's CIP projects are managed by the Engineering and Capital Projects Department (ECP), and the rest are managed by the asset owners such as the Public Utilities, Environmental Services, Stormwater, and Transportation Departments, to name a few. Projects that the asset-owning department manages are generally in-kind replacements of assets, such as sidewalk and pipe replacement projects that do not require extensive design or permitting, and construction is performed with City Forces. ECP also manages small-scale projects that qualify for the Quick Build method to support the sheltered competition program.

Figures 5 and **6** show all open CIP projects by the responsible project managing department as of June 30, 2024, and the CIP project count by the asset-owning department that will benefit from the completed CIP project. **Figure 7** shows the CIP project count by phase.

Figure 5 – CIP Projects by Asset Managing Department

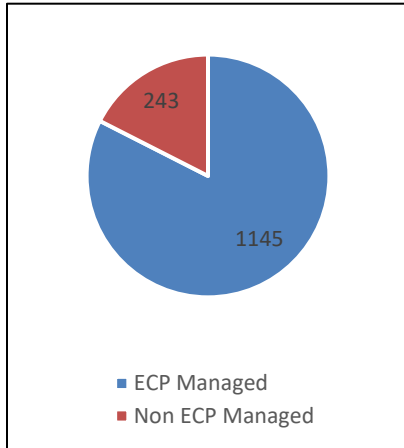


Figure 6 – CIP Projects by Asset Owning Department

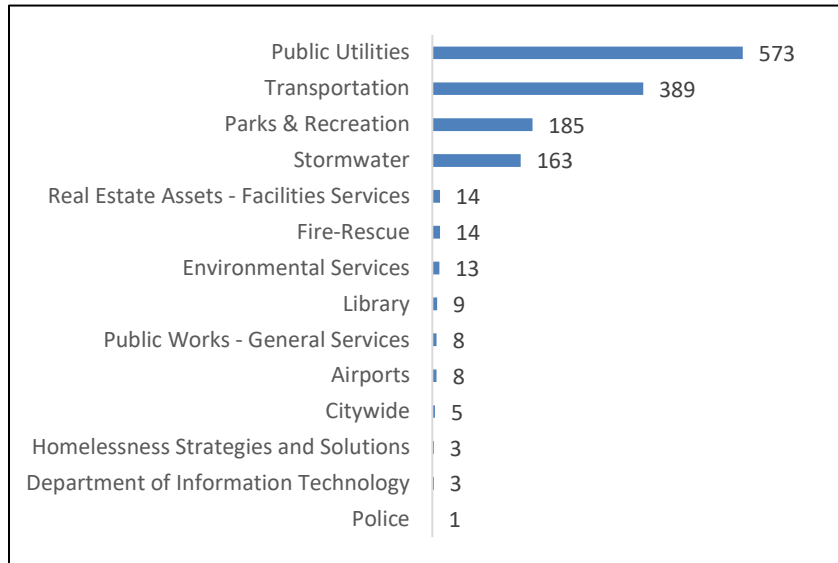
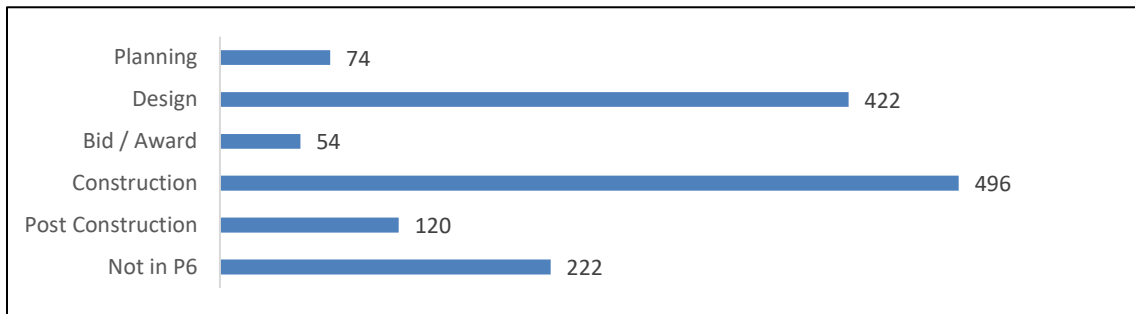


Figure 7 – CIP Projects by Phase



CIP PERFORMANCE MEASURES AND KEY PERFORMANCE INDICATORS

Performance measures assess CIP achievements during a fiscal year and compare annual performance to guide the program toward improved results. **Table 1** compares measures from Fiscal Years 2023 and 2024.

Table 1 - CIP Performance Measures

	FY 2023	FY 2024
CIP Project Expenditures	\$750.9 million	\$1.04 billion
CIP Project Encumbrances	\$1,098.4 million	\$1.11 billion
Active CIP Projects	1,362	1,388
Total Construction Contracts Value Awarded for CIP Projects	\$795.3 million	\$631.6 million
Overlay miles completed FY 2024 Goal: 60 repair miles	52 miles	75 miles
Water main construction contract awarded miles. Goal: 35 miles	34.70 miles	33.99 miles
Sewer line construction contract awarded miles. Goal: 40 miles	40.04 miles	43.35 miles
Water main completed miles. Goal: 20 miles	26.02 miles	19.82 miles*
Sewer line completed miles. Goal: 20 miles	28.80 miles	13.89 miles*
Average calendar days from bid opening to construction contract award. Goal: 90 days	84 days	75 days
CIP contracts awarded to SLBE/ELBE firms. Goal: 20% of total contract value	23%	21%

**Does not include partial project completion and acceptance.*

All companies seeking to do business with the City of San Diego must show a good faith effort that they have taken steps to attract and utilize Small Local Business Enterprise (SLBE) and Emerging Local Business Enterprise (ELBE) firms to comply with the Equal Opportunity Contracting Program requirements. The City aims to award 20% of CIP contracts to SLBE and ELBE firms, and in Fiscal Year 2024, 21% of CIP contracts were awarded to SLBE and ELBE firms. **Table 2** summarizes contract awards to city-certified Small Local Business Enterprises/Emerging Local Business Enterprises (SLBE/ELBE) Program firms in Fiscal Year 2024.

Table 2 - EOC Awards

	Total Award Amount	SLBE/EBLE Total*	SLBE/ELBE Percent
Construction Contracts	\$447,752,955	\$95,485,355	21%
A&E Agreements	\$82,085,521	\$17,688,682	22%
Total	\$529,838,477	\$113,174,036	21%

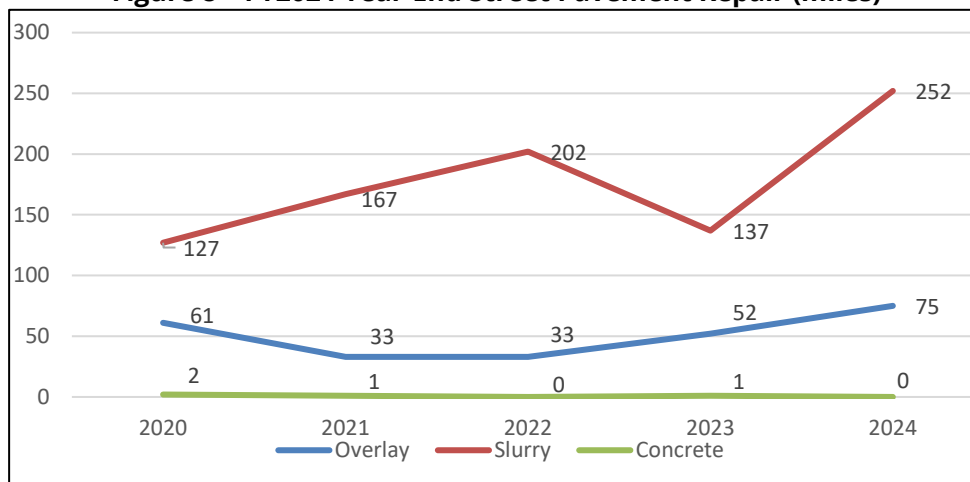
**The totals exclude State and Federally funded, emergency, Job Order Contracting (JOC), and sole source projects.*

STREET PAVEMENT REPAIR PROGRAM

The Street Resurfacing Program aims to achieve and maintain an average street network Pavement Condition Index (PCI) of 70 or greater. The PCI is an assessment of the pavement condition of city streets. The 2023 Pavement Condition Assessment determined that the current PCI is 63, 8 points less

than the last condition assessment performed in 2016. To achieve and maintain a PCI of 70 in the next 10 years, an average of 321 repair miles must be repaired annually through maintenance (slurry seal/cape seal) and rehabilitation (overlay/reconstruction) activities, based on analysis performed by the Transportation Department. The program successfully met its annual street pavement repair goal for Fiscal Year 2024. The goal was to repair 310 miles of roadway, and 327.3 miles of street pavement repairs were completed. This includes approximately 0.1 mile of concrete panel replacement, 252.2 repair miles of slurry seal, and 75 repair miles of overlay. This is 5% more than the established Fiscal Year 2024 street pavement repair goal and 72% more than what was repaired in Fiscal Year 2023.

Figure 8 - FY2024 Year-End Street Pavement Repair (miles)



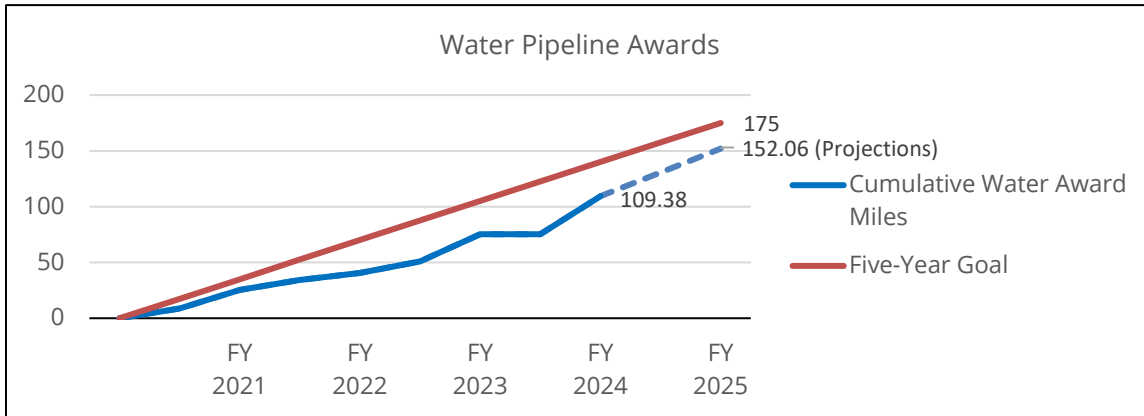
WATER PIPELINE REPLACEMENT PROGRAM

ECP aims to award 175 miles of water main contracts (measured at the time of construction contract award) from Fiscal Year 2021 through Fiscal Year 2025, or an average annual goal of 35 miles. The Public Utilities Department has determined this mileage goal based on best management practices to maintain service levels and minimize the number of water main breaks. In Fiscal Year 2024, 33.99 miles of water pipeline contracts were awarded, and 19.82 miles of water pipeline were replaced.

The awarded water pipeline contracts in Fiscal Year 2024 are slightly lower than the target annual goal of 35 miles. The shortfall was caused by challenges encountered by several projects during the procurement process. Approximately 43 miles of water main pipeline replacement were advertised; however, 9 miles of water main replacement contracts were not awarded due to bidders failing EOC requirements, receiving high bids, or not receiving bids at all. To spread awareness of the CIP program, ECP continues to schedule networking events, as discussed later in this report, providing opportunities to learn about current processes and guidelines to comply with the EOCP requirements when submitting bids.

Looking forward to Fiscal Year 2025, while ECP remains committed to the efficient delivery of the program, current project schedule forecasts show that it will be challenging to meet the five-year goal of 175 miles by the end of the fiscal year due to the long-term effects of the impacts felt during the two pandemic years. The cumulative progress of contracts awarded for miles of water main replacement is in **Figure 9**.

Figure 9 - Water Main Replacement Contracts



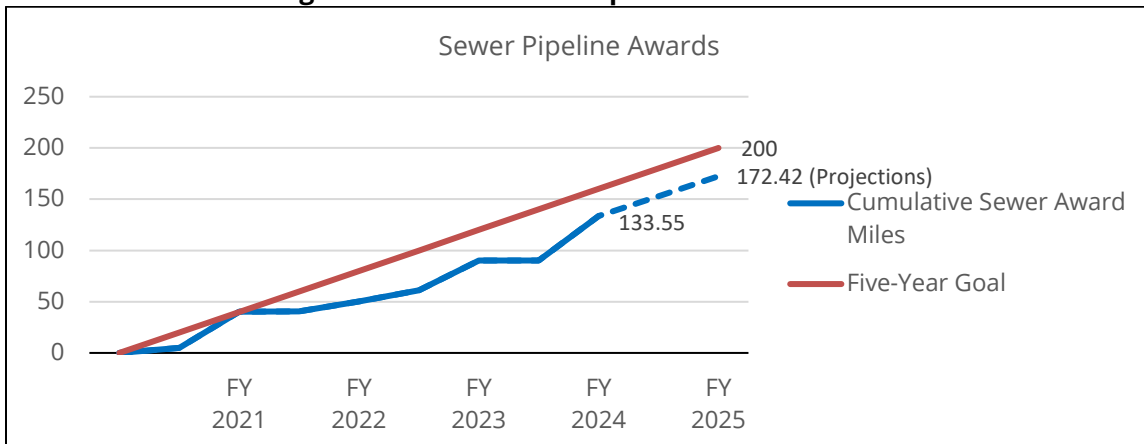
SEWER PIPELINE REPLACEMENT PROGRAM

The ECP sewer main five-year goal is to award 200 miles of sewer main contracts (measured at the time of construction contract award) from Fiscal Year 2021 through Fiscal Year 2025, or an average annual goal of 40 miles. The Public Utilities Department has determined this mileage goal based on best management practices to maintain service levels and minimize the number of sewer spills. In Fiscal Year 2024, 43.35 miles of sewer pipeline replacement or rehabilitation contracts were awarded, and 13.89 miles of sewer pipeline were replaced or rehabilitated. The awarded sewer pipeline contracts in Fiscal Year 2024 exceeded the target annual goal of 40 miles.

Approximately 49 miles of sewer main pipeline replacement were advertised; however, 5.65 miles were not awarded due to bidders failing EOC requirements, receiving high bids, or not receiving bids at all. As discussed later in this report, ECP continues to schedule networking events to spread awareness of the CIP program. These events provide opportunities to learn about current processes and guidelines for complying with the EOC requirements when submitting bids.

Looking forward to Fiscal Year 2025, while ECP remains committed to the efficient delivery of the program, current project schedule forecasts show that it will be challenging to meet the five-year goal of 200 miles by the end of the fiscal year due to the long-term effects of the impacts felt during the two pandemic years. The cumulative progress of contracts awarded for miles of sewer main replacement is in **Figure 10**.

Figure 10 - Sewer Main Replacement Contracts



CIP PROJECT HIGHLIGHTS

Projects highlighted in this section reached significant milestones during the Fiscal Year 2024. These milestones include projects that have started the Planning Phase, started the Design Phase, started the Bid/Advertise Phase, received Limited Notice to Proceed (construction contract awarded), received Notice to Proceed (construction started), reached Substantial Completion, or received Notice of Completion (completed construction). It is important to note that only a small number of significant projects are highlighted here and that project completion schedules depend on funds being available as the projects advance through the delivery process.

Pump Station G & 17 Full Improvement (WBS# S24006) – Design Phase Started

Asset Managing Department: Stormwater

Planned Total Cost: \$67,136,000

Estimated Construction Cost: \$48,225,000

Council Districts: 1 and 2

Project Description: The existing facilities (combined Stormwater Pump Station/Sewer Pump Station/Comfort Station) will be replaced with two independent pumping facilities and an independent comfort station. Pump Station G will be upgraded to meet a 100-year storm event. The proposed pump station will install four (4) new submersible pumps configured for dry pit mounting, each with a capacity of 15,000 GPM. A backup generator will also be installed to ensure the pump station remains working during extreme weather conditions. This project is partially funded through the WIFIA program and is anticipated to be complete in Fiscal Year 2029.



Figure 1-2. PS-G Preferred Alternative Site Plan

Pump Station G & 17 Rendering of Preferred Alternative Site Plan

Lake Hodges Dam Replacement (WBS# S23002) – Design Phase Started

Asset Managing Department: Public Utilities

Planned Total Cost: \$275,000,000

Estimated Construction Cost: \$181,000,000

Council District: 5

Project Description: This project will provide the design and construction of a new roller-compacted concrete dam approximately 100 feet downstream of the existing dam. The current project schedule estimates construction to be complete in Fiscal Year 2035.



Existing Lake Hodges Dam

Tecolote Canyon Trunk Sewer Improvement (WBS# S15020) – Construction Contract Awarded

Asset Managing Department: Public Utilities

Planned Total Cost: \$55,137,803

Estimated Construction Cost: \$44,495,069

Council Districts: 2 and 7

Project Description: This project rehabilitates and upsizes nearly five miles of variable-sized sewer pipes to accommodate future flow capacity and address deteriorated conditions within the existing trunk sewer. Miscellaneous improvements for small vehicle access are also included in the project scope. Stream crossings, slope restoration, and erosion protection of manholes are also aspects of the project's scope of work. The current project schedule estimates construction to be complete in Fiscal Year 2028.



Tecolote Canyon

Alvarado 2nd Extension Pipeline (WBS# S12013) – Construction Contract Awarded

Asset Managing Department: Public Utilities

Planned Total Cost: \$156,958,563

Estimated Construction Cost: \$116,489,472

Council Districts: 2, 3, 7 and 9

Project Description: This project will replace 20,592 linear feet of existing AC water mains and construct 33,897 linear feet of new water mains. In addition to the over 10 miles of new water mains, the project also includes an additional scope of 0.32 miles of AC pipeline replacement on Morena Blvd and 0.33 miles on Sea World Drive for coordination with the Pure Water Morena Pipeline project and Mission Bay Master Plan. The added scope required additional schedule time for supplemental survey and design. The current project schedule estimates construction to be complete in Fiscal Year 2030.

Oak Park Library (WBS# S22011) – Bid/Advertise for Construction Started

Asset Managing Department: Library Department

Planned Total Cost: \$37,285,000

Estimated Construction Cost: \$30,000,000

Council District: 4

Project Description: This project provides for the design and construction of a new 20,000-square-foot library. The library building will consist of an entryway with community services, a computer lab, a reader service area, an informal reading/special feature area, a reference area, a multipurpose room, an adult/young adult area, a children's area, and staff support areas. The facility will also construct a parking lot and a path of travel from nearby school and park areas. Construction is anticipated to be complete in Fiscal Year 2028.



Conceptual Rendering of Oak Park Library Entrance

Fire Station 48 (WBS# S15015) – Bid/Advertise for Construction Started

Asset Managing Department: Fire-Rescue

Planned Total Cost: \$32,000,000

Estimated Construction Cost: \$25,850,000

Council District: 5

Project Description: Fire Station 48 will be designed and constructed as an 11,500 square foot station housing that meets SDFD's current design and construction standards and specifications. The facility will accommodate ten crewmembers and will include an apparatus bay, dorm rooms, kitchen, watch room, ready room, station alerting system, and training room/multipurpose room. The new station will be located on Carmel Valley Road and Winecreek Road in the Black Mountain Ranch community area. Construction is anticipated to be complete in Fiscal Year 2029.



Fire Station 48 General Location Area

Beyer Park Development (WBS# S00752) – Construction Ongoing



Ground-breaking Ceremony for Beyer Park

Asset Managing Department: Parks & Recreation

Planned Total Cost: \$22,446,340

Estimated Construction Cost: \$17,066,340

Council District: 8

Project Description: This project provides for the design and construction of a new 8-acre park on an approximately 43-acre site located in the San Ysidro Community in Council District 8. Amenities will include multi-purpose fields, a children's play area, picnic areas, a comfort station, a basketball court, a dog park, a skate park, and walking trails. Construction is anticipated to be complete in Fiscal Year 2026.

PURE WATER SAN DIEGO

Pure Water San Diego is an integrated water and wastewater capital effort to provide a local water supply by turning recycled wastewater into drinkable water through advanced purification technology. At complete build-out, Pure Water San Diego will provide nearly half of the City's forecasted water needs.

The project is expected to be built in two phases. Phase 1 will produce 30 million gallons of water per day (mgd) in the northern part of the City, followed by Phase 2, which could produce up to an additional 53 mgd in the central part of the City. Further project details are available on the [Public Utilities Sustainability Page](#).

\$1.08 billion has been expended on Pure Water San Diego Phase 1 and Phase 2 projects through June 30, 2024. No new Pure Water-related projects were awarded in Fiscal Year 2024. An in-depth update was recently provided to the City Council and is available with additional details [here](#).



North City Pure Pump Station



Thickening Centrifuge (3 of 5 depicted)



UV Reactors and Reverse Osmosis Equipment in Background

AWARD-WINNING CIP PROJECTS

Executing the CIP portfolio of projects is complex due to the volume and variety of funding sources, asset types, project delivery methods and priorities. Still, despite these challenges, ECP continues to deliver award-winning projects. In Fiscal Year 2024, ECP received 21 awards, including a Quality Based Selection Championship Award by the American Council of Engineering Companies. Details for the award-winning projects can be found in **Exhibit C**.



Inside 69th and Mohawk Pump Station, winner of APWA Project of the Year Award for Utilities.

INDUSTRY OUTREACH

ECP continues to increase outreach and awareness of CIP projects and contracting opportunities, as required by the Capital Improvements Program Transparency Policy Section H.5, by hosting regularly scheduled meetings with Small Local Business Enterprises/Emerging Local Business Enterprises (SLBE/ELBE) firms and the consulting and construction industries. **Table 3** lists the outreach events held during Fiscal Year 2024, including with the Regional Construction Procurement Committee (RCPC), which coordinates the procurement of major infrastructure projects within San Diego County.

In addition to hosting regularly scheduled meetings with Small Local Business Enterprises/Emerging Local Business Enterprises (SLBE/ELBE) firms and the consulting and construction industries, ECP coordinated two outreach events with the San Diego Building & Construction Trades Council. ECP also participated in multiple industry events hosted by other organizations, such as the American Public Works Association (APWA), Associated General Contractors of America (AGC), American Council of Engineering Companies (ACEC), American Society of Civil Engineers (ASCE), and the Construction Network, to further increase awareness of our program contracting opportunities and processes and

encourage regional and national construction firms to partner with the City in delivering our CIP program.

Table 3 – FY 2024 Year-End Industry Outreach and Regional Coordination Meetings

Date	Meetings Title	Registrants
July 12, 2023	RCPC	23
July 27, 2023	SLBE/ELBE	26
August 23, 2023	Consultant Industry	93
September 28, 2023	Construction Industry	48
October 4, 2023	RCPC	23
October 25, 2023	SLBE/ELBE	27
November 15, 2023	Consultant Industry	72
December 14, 2023	Construction Industry	32
January 23, 2024	RCPC	21
January 31, 2024	SLBE/ELBE	26
February 28, 2024	Consultant Industry	80
March 28, 2024	Construction Industry	27
April 3, 2024	RCPC	26
April 24, 2024	SLBE/ELBE	27
May 22, 2024	Consultant Industry	67
June 18, 2024	Construction Industry	29
June 26, 2024	Contractor Networking Event	177

CIP STREAMLINING

ECP continuously assesses its capacity to manage an increasing CIP through various streamlining measures. A series of measures to streamline the CIP procurement process and amend the San Diego Municipal Code (SDMC) to accommodate the growing budget, contract sizes, and workload were approved by the City Council in Fiscal Year 2023. These process improvements have helped to make the delivery of the CIP more effective and efficient. ECP continues implementing various recommendations from the operational assessment performed in Fiscal Year 2023 and is developing a Project Management Guide for all employees to ensure consistent project delivery across the CIP. ECP is also working to establish standard project delivery timelines for future projects per the recent City Auditor recommendations.

PROJECT LABOR AGREEMENT

On January 30, 2024, the City Council approved implementing an extensive citywide project labor agreement (“PLA”). The PLA imposes various conditions and requirements on most City-funded construction projects. ECP is committed to supporting the PLA’s implementation of the participating CIP projects and monitoring its effects on the overall delivery of City infrastructure projects. ECP will continue to train staff on the terms and requirements of the PLA to ensure compliance with its regulations.

QUICK BUILD

The Quick Build unit in ECP delivers projects that are less complex in scope, rely on local funding, and are CEQA-exempt. Quick Build is a ‘one-stop shop’ with a single point of contact for project management from inception to completion, which provides improved accountability and efficiency. Eligible projects include streetlights, guard rails, sidewalks and building deferred capital maintenance. The streamlined provisions of Quick Build will enhance efficiency and shorten delivery time. Four projects using the Quick Build Approach are under construction, including roof and HVAC system replacement projects. Ten more projects have been identified that will use the Quick Build delivery method, including paving, sidewalks and streetlight projects.

INTER-AGENCY AGREEMENTS

The City partners with other agencies to develop specific CIP construction projects. These projects have executed inter-agency agreements that outline project delivery responsibilities and cost-sharing requirements. A list of active projects with inter-agency agreements is included as **Exhibit D** pursuant to CP 000-31 Section E.1.

CONSTRUCTION MANAGEMENT

The Construction Management & Field Engineering (CMFE) and Infrastructure Construction Management (ICM) divisions provide CIP construction management and inspection services. The size and complexity of projects can range from installing a curb ramp to constructing a multi-facility program, such as Pure Water.

CHANGE ORDERS

Change orders under \$1 million are executed using Mayoral delegated authority. The updated CIP Transparency Policy Section G.1 requires ECP to list change orders between \$500,000 and \$1 million executed for the CIP. The Pure Water Program has a delegated authority for change orders up to \$2 million. To provide transparency, details for projects with change orders between \$500,000 and \$2 million are provided in **Exhibit E**. In Fiscal Year 2024, 36 change orders meeting this criterion were issued.

ECP is also required, according to [Ordinance O-20988](#), to notify the City Council in writing of Utilities Undergrounding Program (UUP) Construction Change Orders (CCOs) for amounts over \$200,000. No UUP CCOs over \$200,000 were processed in the Fiscal Year 2024.

Table 4 summarizes construction-change order performance statistics for Fiscal Year 2024.

Table 4 - Construction Change Orders through June 30, 2024

	FY 2023 Year-End	FY 2024 Year-End
Change order % (excluding scope changes)	3.7%	3.9%
Total change order cost (excluding scope changes)	\$15,162,592	\$61,683,430

ECP staff are developing a change order dashboard, which they anticipate adding to the CIP webpage as a new resource.

NOTICES TO PROCEED AND COMPLETION

Figures 11 and 12 list the number of projects that have begun construction and received a Notice to Proceed (NTP) or have completed construction and received a Notice of Completion (NOC) in Fiscal Year 2023 and Fiscal Year 2024 by Council District. 113 NTPs were issued in Fiscal Year 2024 compared to 90 in Fiscal Year 2023. 43 NOCs were issued in Fiscal Year 2024 compared to 90 in Fiscal Year 2023.

Figure 11: Notices to Proceed

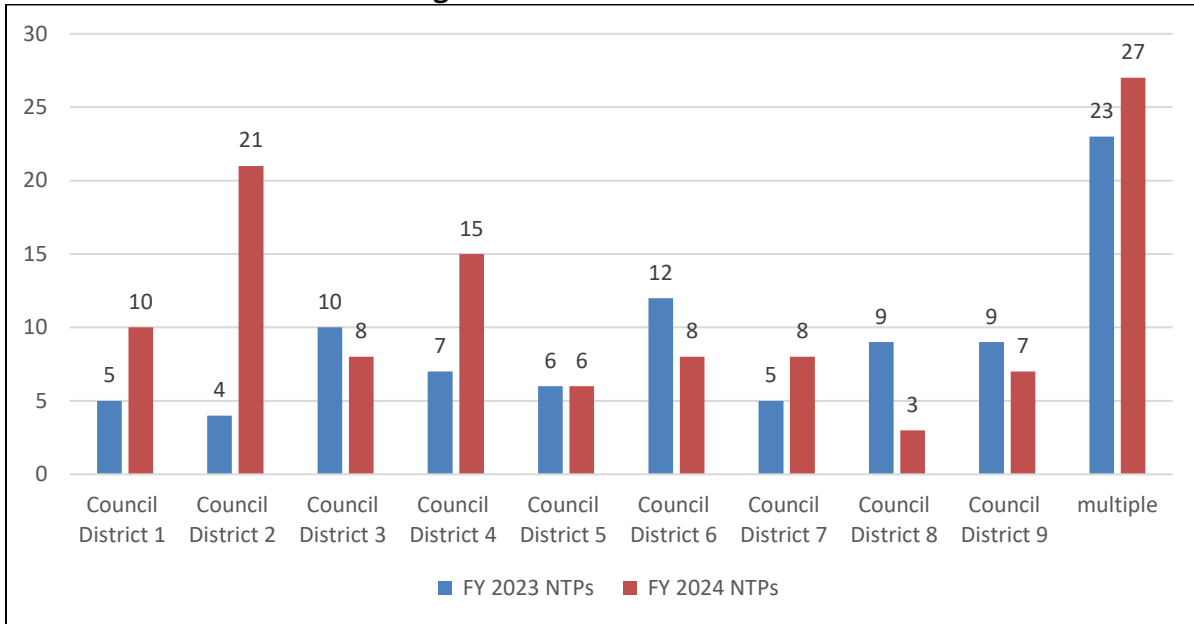


Figure 12: Notices of Completion

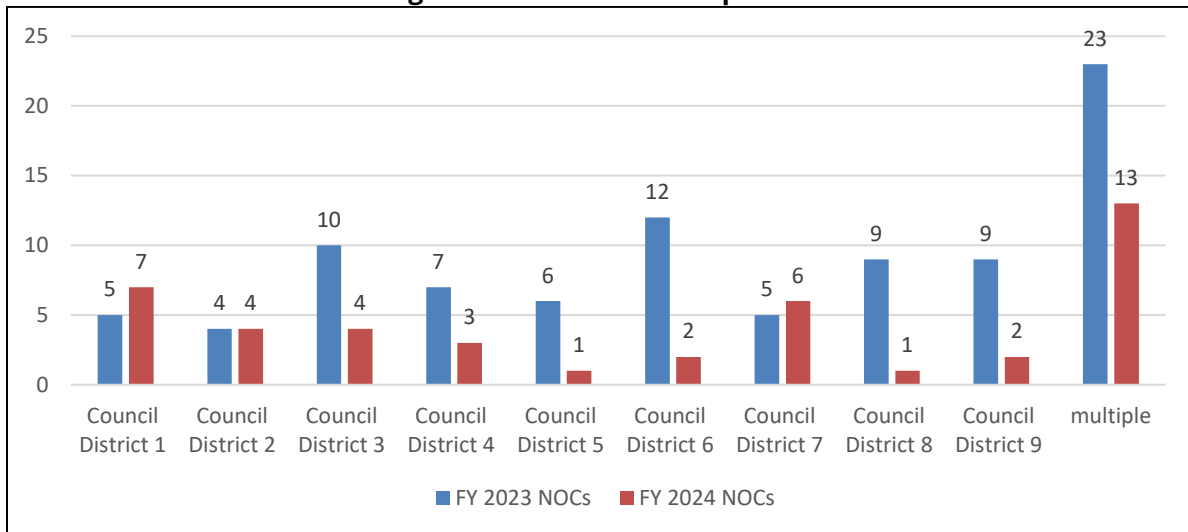


Exhibit F includes a list of Fiscal Year 2024 Notices of Completion per CP 000-31 Section D.2.

CONSTRUCTION MANAGEMENT CONTRACTS

Construction Management (CM) teams are structured to provide construction management services for all possible types of CIP projects and inspection services. To help manage peak workloads or to provide inspection services for projects that require unique expertise, CM teams have executed as-needed CM consultant contracts.

Under CM contracts, consultants may be assigned full or limited project responsibility. Projects currently supported by these contracts include water and wastewater pipelines, buildings, bridges, and roadway paving. CM consultants can only be used for city-issued projects, not CMFE-inspected private permits. To determine which projects are selected for consultant CM services, an analysis of the project package is performed to identify what services will be required to deliver the project. The CM team then evaluates staff workload capacity and the level of technical expertise necessary for the successful delivery of the project. If in-house staff cannot provide the requested services, a CM task is issued to assist the construction team with project delivery. CM teams will issue a tailored Request for Proposal for large projects.

The Pure Water program requires multiple CM consultants authorized by the City Council in prior years. **Table 5** describes the status of the current As-Needed Construction Management contracts as of June 30, 2024.

Table 5 - Status of Existing As-Needed Construction Management Contracts

As-Needed Construction Management Contracts	Task Orders Issued FY 2024	Cumulative Task Orders Issued	Task Order Value (\$) FY 2024	Cumulative Task Order Value (\$)	Remaining Contract Capacity (\$)
Kleinfelder	2	20	\$268,295	\$10,217,495	\$4,782,504
Arcadis U.S., Inc.	4	22	\$978,801	\$11,462,685	\$3,537,315
WSP (formerly Louis Berger U.S., Inc.)	1	32	\$24,957	\$13,301,177	\$1,698,823
As-needed subtotal	7	74	\$1,272,053	\$34,981,357	\$10,018,642
Parsons-Black & Veatch Joint Venture	2	11	\$21,219,457	\$63,609,628	\$46,390,372
CH2M Hill Engineers Inc.	1	7	\$8,285,526	\$46,781,581	\$38,218,419
Pure Water Subtotal	3	18	\$29,504,983	\$110,391,209	\$84,608,791
Total	10	92	\$30,777,036	\$145,372,566	\$94,627,433

CONSULTANT AND CONSTRUCTION CONTRACTS

Pursuant to the CP 000-31 Sections C.1 and C.2, a list of [completed architectural and engineering consultant contracts](#) and a [forecast planned construction contract awards](#) is available online.

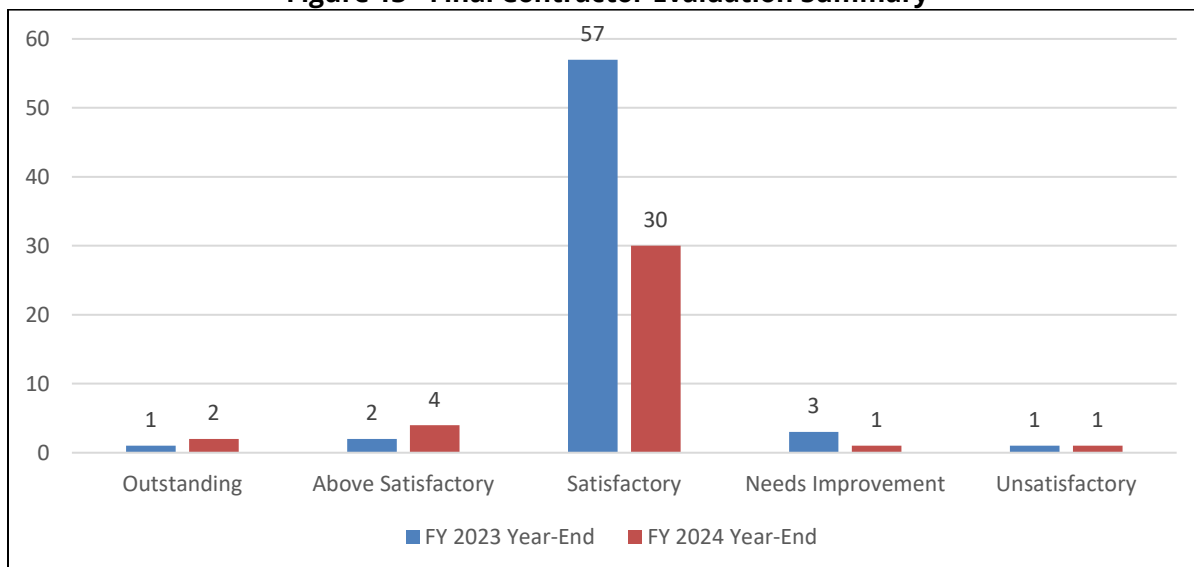
CONTRACTOR PERFORMANCE AND EVALUATIONS

ECP meets quarterly with the construction industry to discuss new regulatory requirements, standards, and challenges. Overall, contractor performance remained steady, with most contractors performing satisfactorily. Evaluations are conducted at various stages in the project, typically at the 30% and 60% construction completion milestones and at the completion of the construction of the project. The overall rating for each evaluation is either 'outstanding,' 'above satisfactory,' 'satisfactory,' 'needs improvement,' or 'unsatisfactory.' A final evaluation with an 'unsatisfactory' overall rating has repercussions. Per the SDMC, receipt of two 'unsatisfactory' evaluations in a two-year period may be grounds for debarment of the contractor for two years. There are additional levels of enforcement that could lead to permanent debarment. Contractor evaluations are completed for each CIP project to document their performance. Each evaluation covers six categories, including:

- Contract Administration
- Compliance with Contract Documents
- Construction
- Safety
- Stormwater/Best Management Practice Compliance
- Cooperation/Professionalism/Communication and Public Outreach

ECP completed 38 final project evaluations in the Fiscal Year 2024. The results are summarized in **Figure 13**.

Figure 13 - Final Contractor Evaluation Summary



EMERGENCY CIP PROJECTS

A total of 17 emergency projects with an estimated completion cost of \$42.3 million, of which 15 are stormwater related emergencies, were declared during Fiscal Year 2024. While the number of declared emergency projects this fiscal year is less than the 24 emergency projects declared in Fiscal Year 2023, the cost is \$5.5 million higher than estimated for Fiscal Year 2023.

Table 6 lists Fiscal Year 2024 emergency CIP Projects through June 30, 2024.

Table 6 – FY 2024 Emergency Projects

Name	Contractor	Contract Amount	Council Memo Date	Description
Stormwater				
12200 Escala Dr Storm Drain Emergency (B23161)	Filanc	\$ 1,275,000.00	7/7/2023	Storm drain replacement
7671 Macaw Ln Storm Drain Emergency (B23135)	Burtech Pipeline, Inc.	\$ 1,131,200.00	7/31/2023	Storm drain replacement
10428 Clairemont Mesa Blvd Storm Drain Emergency (B23154)	Burtech Pipeline, Inc.	\$ 2,800,000.00	7/31/2023	Storm drain replacement
5995 Eldergardens St Emergency (B23139)	Filanc	\$ 5,235,000.00	8/23/2023	Storm drain replacement
1391 Ava Street Storm Drain Emergency (B24068)	TC Construction	\$ 500,000.00	10/26/2023	Storm drain replacement
8519 Sugarman Dr Storm Drain Emergency (B24006)	Orion	\$ 1,700,000.00	11/9/2023	Storm drain replacement
1105 Sutter Street Storm Drain Emergency (B24065)	Orion	\$ 750,000.00	11/14/2023	Storm drain replacement
4451 Hermosa Way Storm Drain Emergency (B24067)	TC Construction	\$ 2,750,000.00	11/15/2023	Storm drain replacement
4502 Rhode Island Street Storm Drain Emergency (B24066)	Cass Orion	\$ 2,000,000.00	11/15/2023	Storm drain replacement
3575 Nile Street Storm Drain Emergency (B24081)	Cass Arrieta	\$ 80,000.00	11/23/2023	Storm drain replacement
8051 & 8075 La Jolla Scenic Dr Emergency (B24120)	KTA	\$ 2,500,000.00	1/3/2024	Storm drain replacement
4620 Alma Place Storm Drain Emergency (B24129)	Cass Arrieta	\$ 2,700,000.00	1/3/2024	Storm drain replacement
4878 Austin Drive Storm Drain Emergency (B24130)	Orion	\$ 3,400,000.00	1/4/2024	Storm drain replacement
Aldine Dr Storm Drain Emergency (B23134)	KTA	\$ 1,540,000.00	5/31/2024	Storm drain replacement
8803 Gilman Dr Storm Drain Emergency (B23153)	Orion	\$ 10,150,000.00	5/31/2024	Storm drain replacement
Total - Stormwater		\$ 38,511,200.00		
Parks & Recreation				
Quince Dr Runoff and Slope Failure Erosion Control (B23122)	Cass Arrieta	\$ 2,900,000.00	7/31/2023	Road/slope reconstruction
Total - Park& Recreation		\$ 2,900,000.00		
Public Utilities Department				
Pump Station 2 Sluice Gate 2 Emergency (B23140)	Orion	\$ 850,000.00	10/26/2023	Repair
Total - Public Utilities		\$ 850,000.00		
Grand Total - All Emergencies		\$ 42,261,200.00		

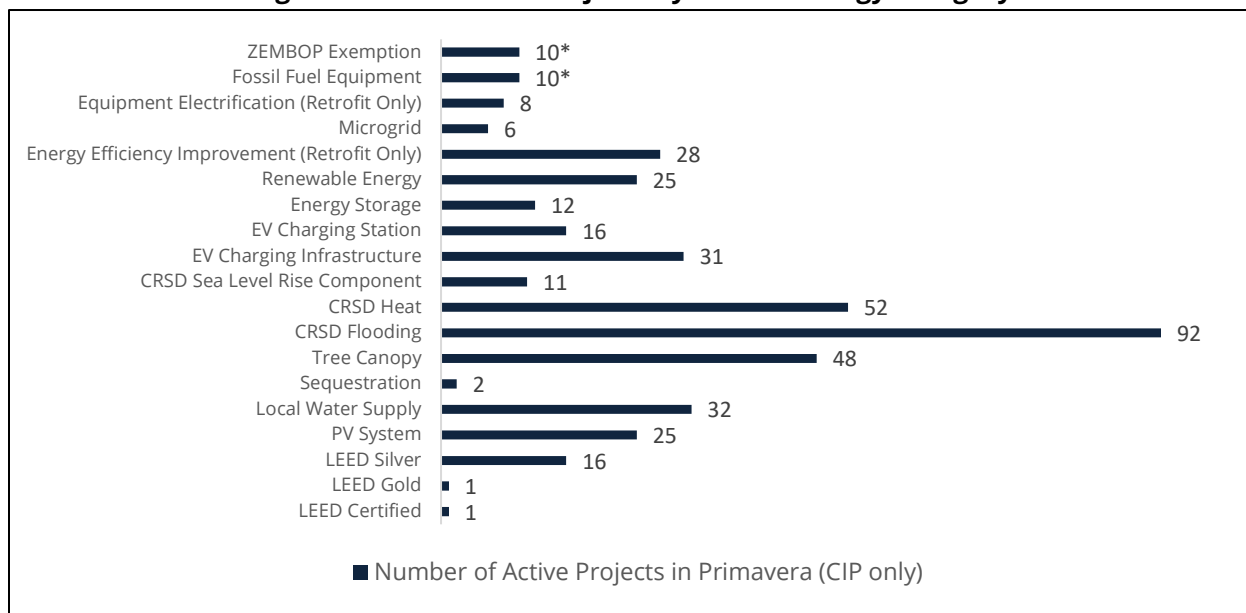
CLIMATE ACTION PLAN (CAP)

Advancing the CAP is a priority for the CIP across multiple departments and types of projects. Projects contributing to the CAP include landfill improvements, facility clean energy upgrades, Pure Water, and multimodal transportation improvements. Reaffirming this commitment, CP800-14 gives higher weight values to projects with CAP considerations and positive CAP impacts.

ECP has worked with the Sustainability and Mobility Department (SuMo) to expand significantly on the CAP and EV/Energy-related project activities and codes used by ECP. This expanded tracking will enable SuMo to more comprehensively track the CIP contribution and report on future progress toward achieving CAP goals.

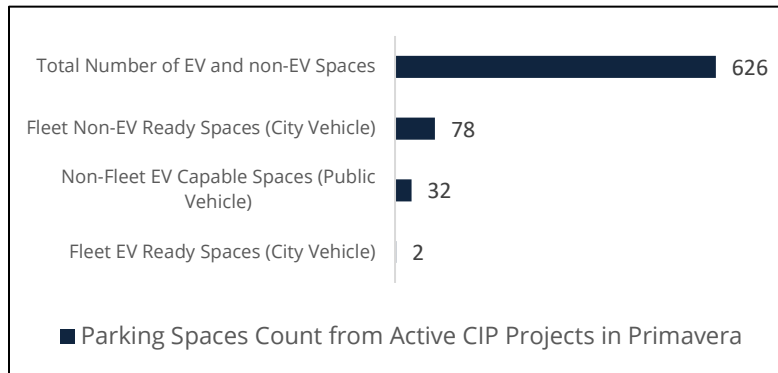
Exhibit G lists CAP project data for all active CIP projects in Primavera (ECP’s project scheduling tool). **Figure 14** shows active CIP projects in Primavera by CAP category. **Figure 15** shows a count of active CIP projects in Primavera with EV-related parking spaces.

Figure 14 – Active CIP Projects by CAP/EV Energy Category



*Project scope includes the installation of fossil fuel for emergency generators, exempted by the policy, or the project was awarded before ZEMBOP implementation.

Figure 15 – EV Related Parking Spaces Count (Active CIP Projects)



CONCLUSION

The Year-End State of the CIP and Construction Report shows an increasing trend in CIP investments, project expenditures, and emerging challenges. While funding availability has grown, funding needs have grown faster. Resolutions to bridge the gap include implementing the updated Council Policy 800-14, which helps prioritize available resources within the limited CIP budget to maintain equal and equitable investments amongst City neighborhoods and assets.

Due to the pandemic, ECP experienced setbacks in delivering CIP projects over two years and is still ramping back up on project delivery. Simultaneously, other agencies are ramping up their project delivery, and the increase in construction demand is leading to market saturation. The sheer volume of projects entering the construction market in San Diego County and limited contractor availability have impacted the bidding climate.



Tecolote Playground Improvements

Fiscal Year 2025 is also the inaugural year of the Citywide Project Labor Agreement (PLA), which adds various conditions and requirements to City-funded construction projects. This agreement governs the terms and conditions of employment for craftworks union and non-union workers on City construction projects, ensuring a reliable and well-trained workforce to complete City infrastructure projects. The effects of this new requirement on CIP program delivery are still to be realized.

Over the coming months, ECP will continue to outreach and partner with the San Diego Building & Construction Trades Council, the members of the Regional Construction Procurement Committee, the participating agencies of the California Multi-Agency CIP Benchmarking Study, and the consultant and construction industries throughout Southern California. Educating our broader regional partners about the upcoming CIP program will help bring new contractors and resources to support the delivery of our City CIP. While facing many challenges, the CIP, led by ECP, continues to adapt and respond as the City AMDs continue to update and refine capital infrastructure needs. The City is committed to investing in the organization and ensuring that ECP has the right people, processes, and tools to deliver the CIP program with integrity, transparency, and a sense of urgency.

Transparency Policy Status

Section	Transparency Policy Requirement	Status
B.1	Each CIP project will have a project page that includes the Council District, community plan, project status, duration, Priority Score, project description, project justification, operating budget impact, project schedule, a summary of project changes, funding sources, and a five-year funding plan that includes the current year's funding and the proposed year's funding.	Stand Alone (S, L, RD) projects comply with the new reporting requirements via Volume 3 of the Annual Adopted Budget Book. Sublet (B) project information will be available on the CIP webpage. The most effective way of presenting holistic, timely, transparent information for all projects is still being evaluated.
C.1	A summarized list of CIP related Consultant Contracts, valued at \$3 million or less, proposed to be awarded during the upcoming fiscal year will be provided to the City Council in conjunction with the release of the proposed CIP Budget Document.	Industry meeting agendas now include a six-month look-ahead of proposed consultant contracts. A long-term outlook is also under development. Similar to the Planned Construction Contract Awards, this look-ahead will be published online.
C.2	A summarized list of CIP related Consultant Contracts sorted by consultant, that have already been awarded, will also be provided as part of the CIP Budget Document or in conjunction with the release of the Proposed CIP Budget Document by the Purchasing and Contracting Department. The list will include the name of the consultant firm, brief scope of work performed, amount of contract awarded during the current fiscal year, total contract amount, funding source, and EOCP information.	The contract funding source and EOCP information will be added. Other information, including the fully executed contracts, is already available online.
E.1	For each project, the following information will be provided: Council District, project status, duration, Priority Score, project location and description, project justification, operating budget impact, project schedule, summary of project changes, project delivery method, EOCP subcontracting participation levels, and funding sources and links to bundled projects.	Indicators have been added at the bottom of each CIP Project webpage to show that projects are related, and links have been provided to direct viewers to the associated projects. The CIP webpages are also being redesigned to include other data points.

E.1	A summarized list of Inter-Agency Agreements (cooperative agreements) will be posted on the CIP webpage.	This information is included in Exhibit C of this report.
G.1	ECP staff will maintain a database for registering and tracking Change Orders and the awarding of JOC Task Orders.	The Change Order database has been developed, and the results are included as Exhibit D of this Report. A tracking database to allow the reporting of JOC Task Order Awards has also been developed.
G.2	Change Orders executed at a cost between \$500,000 and \$1 million will be listed in the Bi-annual State of Construction Report.	This report includes information on executed change orders as Exhibit D.
G.3	ECP will work with Purchasing and Contracting staff to post a summarized list of Consultant Contract amendments for CIP projects with a change in cost greater than \$200,000 on the CIP webpage.	ECP is redesigning the CIP webpage to include the online reporting of CIP Consultant Contract amendments.
G.4	ECP will work with Purchasing and Contracting staff to post a summarized list of JOC Task Orders that have been awarded to the CIP webpage.	A tracking database for reporting JOC Task Order Awards has been developed. ECP is redesigning the CIP webpage to include the online reporting of JOC Task Orders.
H.3	Staff will make a deliberate effort to provide details on the projects, respond to questions in writing, and be prepared for in-depth discussions when CIP projects are presented to stakeholders. Staff will stand ready to provide briefings or consider any additional feedback upon request by community stakeholders.	This is an ongoing and recurring effort. ECP provides representation at community meetings as requested. Additionally, a CIP Outreach Manager position has been filled within ECP. The recruiting efforts for a CIP Outreach Liaison are underway. Both positions will focus on supporting stakeholder outreach and providing timely responses to inquiries initiated by the Council and the community.

Asset Owning Dept	Parent	Funded Program	Funded Program Name	Council District	Project Status	PTD Budget	CY Encumbrances	CY Actuals	Remaining Budget	Estimated Project Cost	Future Budget Requirement
Airports	AAA00001	AAA00001	Montgomery-Gibbs Executive Airport	N/A	N/A	\$2,851,462.73	\$0.00	\$0.00	\$2,851,462.73	N/A	N/A
Airports	AAA00002	AAA00002	Brown Field	N/A	N/A	\$1,220,200.19	\$0.00	\$0.00	\$1,220,200.19	N/A	N/A
Airports	AAA00001	B18034	MYF Electrical System Upgrade	7	completed	\$1,676,062.00	\$16,505.50	\$858,861.47	\$3,645.48	\$1,666,062.00	\$10,000.00
Airports	AAA00002	B19129	Brown Field 8R/26L G1 Rehab	8	released	\$2,300,000.00	\$898,101.30	\$382,565.94	\$634,184.23	\$12,419,986.00	(\$10,119,986.00)
Airports	AAA00002	B21111	Customs & Border Patrol Brown Field Facility	8	released	\$200,000.00	\$0.00	\$0.00	\$132,927.83	Not in P6	Not in P6
Airports	AAA00001	B22146	8690 Aero Drive Roof Replacement	6	released	\$640,000.00	\$0.00	\$36,969.56	\$590,511.13	\$593,000.00	\$47,000.00
Airports	AAA00001	B22157	Terminal Parking Lot East Rehabilitation	7	released	\$600,000.00	\$57,697.69	\$55,859.78	\$435,234.61	\$1,558,347.00	(\$958,347.00)
Airports	AAA00001	B23012	West Ramp Spider Hanger Rehabilitation	7	released	\$400,000.00	\$91,749.04	\$41,538.82	\$208,963.08	\$2,073,342.00	(\$1,673,342.00)
Airports	AAA00001	B23013	Unleaded Aviation Fuel Tank	7	released	\$700,000.00	\$110,929.00	\$17,397.18	\$531,439.15	\$980,000.00	(\$280,000.00)
Airports	AAA00001	B23100	Terminal Ramp Rehabilitation Project	7	released	\$807,462.08	\$0.00	\$57,174.91	\$723,806.15	\$8,214,800.00	(\$7,407,337.92)
Airports Total						\$11,395,187.00	\$1,174,982.53	\$1,450,367.66	\$7,332,374.58		
Citywide	Standalone	P23007	Civic Center Complex Redevelopment	3	released	\$2,000,000.00	\$675,954.51	\$245,898.16	\$608,478.98	\$711,639.00	\$1,288,361.00
Citywide	Standalone	S12022	Convention Center Phase III Expansion	3	released	\$3,370,820.30	\$0.00	\$17,684.55	\$105,217.96	Not in P6	Not in P6
Citywide	Standalone	S17009	101 Ash Improvements	3	released	\$27,628,947.29	\$0.00	\$0.00	\$161,348.80	\$27,628,948.01	(\$0.72)
Citywide	Standalone	S23007	Convoy District Gateway Sign	6	released	\$1,500,000.00	\$344,992.30	\$361,395.58	\$507,275.93	Not in P6	Not in P6
Citywide	Standalone	T24000	Electronic Positive Response Software	1, 2, 3, 4, 5, 6, 7, 8, 9	released	\$500,000.00	\$0.00	\$0.00	\$500,000.00	Not in P6	Not in P6
Citywide Total						\$34,999,767.59	\$1,020,946.81	\$624,978.29	\$1,882,321.67		
Department of Information Technology	ATT00001	ATT00001	Governmental Funded IT Projects	N/A	N/A	\$247,643.99	\$0.00	\$0.00	\$247,643.99	N/A	N/A
Department of Information Technology	ATT00002	ATT00002	Enterprise Funded IT Projects	N/A	N/A	\$14,590,951.69	\$0.00	\$0.00	\$14,590,951.69	N/A	N/A
Department of Information Technology	ATT00001	B22088	Commerce Payment Portals FICA and TOT	Non-City	closed	\$98,919.54	\$0.00	\$1,578.71	\$0.00	N/A	N/A
Department of Information Technology	ATT00001	B23137	Debt Collections System - RevQ	1, 2, 3, 4, 5, 6, 7, 8, 9	released	\$426,000.00	\$393,000.00	\$0.00	\$33,000.00	Not in P6	Not in P6
Department of Information Technology Total						\$15,363,515.22	\$393,000.00	\$1,578.71	\$14,871,595.68		
Environmental Services	AFA00001	AFA00001	Landfill Improvements	N/A	N/A	\$1,218,220.14	\$0.00	\$0.00	\$1,218,220.14	N/A	N/A
Environmental Services	AFA00001	B22030	Arizona St Landfill-Gas Collection Sys Improv	3	released	\$500,000.00	\$0.00	\$16,724.09	\$481,887.86	Not in P6	Not in P6
Environmental Services	AFA00001	B22041	Miramar Place CNG Facility Upgrades	1	released	\$4,410,048.00	\$2,117,960.94	\$1,651,935.32	\$538,867.44	Not in P6	Not in P6
Environmental Services	AFA00001	B22079	Landfill Gas Collection Sys Improv-South Miramar	6	released	\$2,500,000.00	\$0.00	\$5,755.97	\$2,465,270.12	Not in P6	Not in P6
Environmental Services	AFA00001	B22086	Miramar Fee Booth Truck Scale 3&5 Replacement	6	completed	\$530,000.00	\$0.00	\$523,914.54	\$5,825.50	Not in P6	Not in P6
Environmental Services	AFA00001	B23000	West Miramar Landfill Central Basin Expansion Proj	6	released	\$255,000.00	\$51,818.50	\$110,114.32	\$5,363.74	Not in P6	Not in P6
Environmental Services	AFA00001	B23024	Miramar Landfill Gas Wellfield Improv	6	released	\$100,000.00	\$0.00	\$0.00	\$100,000.00	Not in P6	Not in P6
Environmental Services	AFA00001	B23031	Miramar PI Fleet Main Facility Upgrade	6	released	\$771,600.00	\$0.00	\$96,911.67	\$608,208.86	\$1,333,242.23	(\$561,642.23)
Environmental Services	L17000	L170002	Organics Processing Facility	Non-City	released	\$83,600,000.00	\$18,256,969.32	\$3,433,388.53	\$60,461,585.64	\$77,233,000.00	\$6,367,000.00
Environmental Services	L17000	L170007	Office TrailersReplacement	Non-City	released	\$1,000,000.00	\$0.00	\$30,398.56	\$966,287.17	Not in P6	Not in P6
Environmental Services	L18001	L180011	Chollas Lake Electrical Service	4	released	\$1,749,508.86	\$438,280.74	\$123,965.08	\$264,282.81	\$1,737,034.11	\$12,474.75
Environmental Services	L18002	L180023	Storm Water Basin Improvements	Non-City	released	\$4,000,000.00	\$310,712.20	\$783,260.30	\$1,061,713.24	Not in P6	Not in P6
Environmental Services	L20000	L200001	Rancho Bernardo Community Park Improv Lighting	5	released	\$1,773,168.66	\$226,301.40	\$250,910.91	\$1,192,701.98	\$2,506,665.00	(\$733,496.34)
Environmental Services	L20000	L200002	Rancho Bernardo Community Park Improv - Dog Park	5	released	\$2,831,999.63	\$213,290.69	\$289,225.97	\$1,855,689.36	\$5,149,197.43	(\$2,317,197.80)
Environmental Services	AFA00001	B22031	South Chollas Landfill-Gas Collection Sys Improv	4	released	\$200,000.00	\$0.00	\$0.00	\$174,036.00	Not in P6	Not in P6
Environmental Services	AFA00001	B23023	Miramar LF Gas Collection Fac Improv	6	released	\$600,000.00	\$0.00	\$0.00	\$560,723.20	Not in P6	Not in P6
Environmental Services	Standalone	L17000	Miramar Landfill Facility Improvements	Non-City	released	\$979,042.22	\$0.00	\$0.00	\$979,042.22	Not in P6	Not in P6
Environmental Services	Standalone	L18002	Miramar Landfill Storm Water Improvements	Non-City	released	\$41,389.13	\$0.00	\$0.00	\$41,389.13	Not in P6	Not in P6
Environmental Services Total						\$107,059,976.64	\$21,615,333.79	\$7,316,505.26	\$72,981,094.41		
Fire-Rescue	ABT00001	B18081	SD FR/PD Training Ctr - Feasibility Study	6	closed	\$1,075,430.38	\$0.00	\$122,850.77	\$0.00	N/A	N/A
Fire-Rescue	ABT00001	B21057	Santa Clara Junior Lifeguard Training Facility	2	released	\$360,000.00	\$33,210.41	\$122,638.61	\$112,638.24	Not in P6	Not in P6
Fire-Rescue	Standalone	P24013	SD FR Training Ctr-Feasibility Study	6	released	\$3,865,264.62	\$380,940.28	\$205,730.73	\$3,278,593.61	\$3,865,264.62	\$0.00
Fire-Rescue	Standalone	S00784	Fire Station No. 49 - Otay Mesa	8	released	\$3,336,413.66	\$0.00	\$114,115.68	\$36,000,118.00		(\$32,663,704.34)
Fire-Rescue	Standalone	S10119	North Pacific Beach Lifeguard Station	2	released	\$824,821.58	\$0.00	\$41,890.61	\$19,859.28	Not in P6	Not in P6
Fire-Rescue	Standalone	S13021	Fire Station No. 50 - North University City	6	completed	\$15,000,000.00	\$47,620.01	\$56,400.02	\$60,123.52	\$14,999,999.72	\$0.28
Fire-Rescue	Standalone	S14017	Fire Station No. 51 - Skyline Hills	4	released	\$1,950,000.39	\$160,933.50	\$789,869.40	\$49,375.31	\$31,255,000.00	(\$29,304,999.61)
Fire-Rescue	Standalone	S14018	Fairmount Avenue Fire Station	4	released	\$3,727,795.44	\$765,350.19	\$369,827.42	\$703,685.24	\$28,000,000.00	(\$24,272,204.56)
Fire-Rescue	Standalone	S15015	Fire Station No. 48 - Black Mountain Ranch	5	released	\$30,000,000.00	\$0.32	\$255,397.81	\$29,165,325.17	\$32,000,000.00	(\$2,000,000.00)
Fire-Rescue	Standalone	S18007	Fire-Rescue Air Ops Facility - PH II	7	released	\$4,767,797.80	\$168,867.60	\$554,736.88	\$1,385,073.13	\$23,150,244.70	(\$18,382,446.90)
Fire-Rescue	Standalone	S19003	Torrey Pines Fire Station	1	released	\$24,256,000.00	\$4,572,485.04	\$9,393,278.30	\$1,331,607.07	\$24,256,000.00	\$0.00
Fire-Rescue Total						\$89,163,523.87	\$6,129,407.35	\$12,026,736.23	\$36,280,310.51		
Homelessness Strategies and Solutions	L24002	L240021	NTC H-Barracks Shelter Project	2	released	\$1,050,000.00	\$0.00	\$232,437.07	\$817,562.93	\$2,588,648.00	(\$1,538,648.00)
Homelessness Strategies and Solutions	Standalone	L24002	Citywide Homeless Shelters	2	released	\$900,000.00	\$0.00	\$0.00	\$900,000.00	Not in P6	Not in P6
Homelessness Strategies and Solutions	L24003	L240031	Howard Lane Park	8	released	\$1,000,000.00	\$0.00	\$0.00	\$1,000,000.00	Not in P6	Not in P6
Homelessness Strategies and Solutions	Standalone	S23014	Rose Canyon Safe Parking	2	completed	\$1,030,543.00	\$0.00	\$0.00	\$456,027.80	Not in P6	Not in P6
Homelessness Strategies and Solutions Total						\$3,980,543.00	\$0.00	\$232,437.07	\$3,173,590.73		
Library	Standalone	S00800	San Carlos Branch Library	7	released	\$12,967,372.32	\$372,000.00	\$653,559.58	\$10,151,212.22	\$47,500,000.00	(\$34,532,627.68)
Library	Standalone	S00811	Scripps Miramar Ranch Library	5	released	\$10,123,056.07	\$70,598.66	\$2,233,433.69	\$6,373,135.23	\$10,842,055.92	(\$718,999.85)
Library	Standalone	S14023	Pacific Highlands Ranch Branch Library	1	released	\$28,464,178.01	\$2,072,366.15	\$9,840,974.94	\$1,744,596.33	\$28,464,178.00	\$0.01
Library	Standalone	S20015	Ocean Beach Branch Library	2	released	\$5,551,488.59	\$0.00	\$215,635.08	\$4,420,402.30	\$12,751,489.00	(\$7,200,000.41)
Library	Standalone	S22010	Old Logan Heights Library Renovation	8	released	\$2,725,521.00	\$121,093.60	\$290,849.33	\$2,051,830.78	\$5,846,237.11	(\$3,120,716.11)
Library	Standalone	S22011	Oak Park Library	4	released	\$21,500,745.19	\$0.00	\$308,366.36	\$20,908,915.37	\$37,285,000.00	(\$15,784,254.81)
Library	Standalone	P22008	University Community Library	6	completed	\$40,000.00	\$0.00	\$0.00	\$36.33	\$40,000.01	(\$0.01)
Library	Standalone	S23013	City Hts Library Performance Annex Imp	9	created	\$1,305,319.00	\$0.00	\$0.00	\$1,305,319.00	Not in P6	Not in P6
Library	Standalone	S24007	Linda Vista Library Patio Improv	7	created	\$150,000.00	\$0.00	\$0.00	\$150,000.00	Not in P6	Not in P6
Library Total						\$82,827,680.18	\$2,636,058.41	\$13,542,818.98	\$47,105,447.56		
Parks & Recreation	AEA00001	AEA00001	Torrey Pines Golf Course	N/A	N/A	\$1,560,000.00	\$0.00	\$0.00	\$1,560,000.00	N/A	N/A
Parks & Recreation	AEA00002	AEA00002	Balboa Park Golf Course	N/A	N/A	\$11,194.36	\$0.00	\$0.00	\$11,194.36	N/A	N/A
Parks & Recreation	AEA00003	AEA00003	Mission Bay Golf Course	N/A	N/A	\$50,000.00	\$0.00	\$0.00	\$50,000.00	N/A	N/A
Parks & Recreation	AGE00001	AGE00001	Resource-Based Open Space Parks	N/A	N/A	\$195,332.49	\$0.00	\$0.00	\$195,332.49	N/A	N/A
Parks & Recreation	AGF00004	AGF00004	Mission Bay Improvements	N/A	N/A	\$3,107,679.87	\$0.00	\$0.00	\$3,107,679.87	N/A	N/A
Parks & Recreation	AGF00005	AGF00005	Regional Park Improvements	N/A	N/A	\$95,017.45	\$0.00	\$0.00	\$95,017.45	N/A	N/A
Parks & Recreation	AGF00006	AGF00006	Coastal Erosion and Access	N/A	N/A	\$2,185.29	\$0.00	\$0.00	\$2,185.29	N/A	N/A
Parks & Recreation	AGF00007	AGF00007	Park Improvements	N/A	N/A	\$41,466.09	\$0.00	\$0.00	\$41,466.09	N/A	N/A
Parks & Recreation	AGF00004	B10163	Mission Bay Navigational Safety Dredging	1, 2	completed	\$8,638,151.14	\$174,603.39	\$2,715.94	\$19,803.68	\$8,638,151.14	\$0.00

FY24 Project to Date Budget
Includes projects that closed in FY 2024
Includes individual phases for L projects
Not in P6=projects not in P6
N/A=not applicable information available for Projects

Parks & Recreation	AGF00006	B17110	Bermuda Ave Coastal Access Replacement	2	completed	\$3,650,527.90	\$218,014.93	\$1,033,248.60	\$88,249.54	\$3,650,528.00	(\$0.10)
Parks & Recreation	AEA00001	B17152	Torrey Pines Golf - Repair Storm Drain Outfall	1	completed	\$2,850,000.00	\$312,667.40	\$151,206.43	\$281,748.55	\$2,850,000.00	\$0.00
Parks & Recreation	AGF00004	B17179	Mission Bay Athletic Comfort Station Mod	1	released	\$3,842,000.00	\$1,668,142.59	\$1,004,064.67	\$630,949.81	\$4,234,000.00	(\$392,000.00)
Parks & Recreation	AGF00007	B18005	John F Kennedy NP Restroom and Playground Improve	4	released	\$4,802,774.00	\$1,304,346.65	\$2,505,201.66	\$421,293.02	\$4,902,774.00	(\$100,000.00)
Parks & Recreation	AGF00007	B18006	Sherman Heights Com Center Playground	8	completed	\$912,471.25	\$24,804.82	\$48,540.84	\$174,634.24	\$982,471.00	(\$69,999.75)
Parks & Recreation	AGF00006	B18026	Narragansett Avenue Access	2	released	\$805,771.56	\$264,530.25	\$101,611.36	\$196,222.05	\$1,825,442.51	(\$1,019,670.95)
Parks & Recreation	AGF00006	B18027	Santa Cruz Ave Access Stairs and Walkway	2	released	\$2,297,000.00	\$0.00	\$27,209.55	\$1,960,602.98	\$5,905,000.00	(\$3,608,000.00)
Parks & Recreation	AGF00004	B18079	Mission Bay Projects EIR	2	released	\$7,100,000.00	\$3,079,904.36	\$219,516.62	\$226,951.06	Not in P6	Not in P6
Parks & Recreation	AGF00007	B18192	Mountain View Sports Courts	4	released	\$2,612,225.37	\$67,773.19	\$1,256,642.10	\$675,791.51	\$2,612,225.15	\$0.22
Parks & Recreation	AGF00004	B18220	DeAnza North Parking Lot Improvements	2	closed	\$1,345,181.69	\$0.00	\$139,713.46	\$0.00	N/A	N/A
Parks & Recreation	AGF00004	B18223	Adult Fitness Course East Shore	2	completed	\$1,204,000.23	\$15,035.77	\$116,201.70	\$198,924.85	\$1,204,000.00	\$0.23
Parks & Recreation	AGF00004	B18226	El Carmel Comfort Station Improvements	2	released	\$3,709,243.00	\$2,247,659.37	\$293,558.95	\$749,921.43	\$3,709,243.00	\$0.00
Parks & Recreation	AGF00004	B18227	Ventura Comfort Station Improvements	2	released	\$4,376,611.23	\$2,780,850.38	\$183,029.55	\$982,499.31	\$4,376,611.00	\$0.23
Parks & Recreation	AGF00004	B18231	Tecolote North Parking Lot Improvements	2	completed	\$856,552.94	\$18,210.06	\$41,334.69	\$203,467.72	\$869,000.00	(\$12,447.06)
Parks & Recreation	AGF00004	B18232	Tecolote North Playground Improvements	2	completed	\$2,964,000.00	\$9,758.01	\$132,349.54	(\$9,928.92)	\$3,054,443.18	(\$90,443.18)
Parks & Recreation	AGF00004	B18233	Tecolote North Comfort Station Imp	2	completed	\$1,951,778.00	\$22,234.29	\$61,632.06	\$239,898.79	\$1,994,281.78	(\$42,503.78)
Parks & Recreation	AGF00004	B18234	North Cove Comfort Station Imp	2	released	\$2,500,000.00	\$764,897.20	\$191,560.78	\$1,158,825.87	\$2,500,000.00	\$0.00
Parks & Recreation	AGE00001	B18236	Black Mountain Mine Remediation	5	released	\$1,757,715.50	\$39,114.19	\$40,047.09	\$1,277,481.33	\$1,523,857.50	\$233,858.00
Parks & Recreation	ABT00001	B19001	MLK Rec Center Moisture Intrusion	4	completed	\$2,815,167.68	\$21,002.27	\$858,954.65	\$150,071.21	\$2,815,168.00	(\$0.32)
Parks & Recreation	AGF00004	B19015	Tecolote South Comfort Station Imp	2	completed	\$1,967,981.00	\$61,530.67	\$280,344.37	\$111,425.33	\$1,943,500.00	\$24,481.00
Parks & Recreation	AGF00004	B19016	Tecolote South Playground Improvements	2	completed	\$3,277,000.00	\$99,363.52	\$938,904.77	\$162,586.67	\$3,440,933.24	(\$163,933.24)
Parks & Recreation	AGF00004	B19017	Tecolote South Parking Lot Improvements	2	completed	\$528,000.00	\$26,114.50	\$281,786.09	\$58,423.49	\$535,500.00	(\$7,500.00)
Parks & Recreation	AGF00004	B19021	Crown Point Playground Improvements	1	released	\$3,108,500.00	\$2,142,742.85	\$87,562.55	\$305,041.17	\$3,108,500.00	\$0.00
Parks & Recreation	AGF00004	B19022	Crown Point Parking Lot Improvements	1	released	\$1,872,000.00	\$1,027,872.56	\$59,068.74	\$447,895.59	\$2,372,000.00	(\$500,000.00)
Parks & Recreation	AGF00004	B19029	Santa Clara Playground Improvements	2	completed	\$1,829,500.00	\$0.00	\$115,639.70	\$111,720.54	\$1,829,500.00	\$0.00
Parks & Recreation	AGF00004	B19032	Santa Clara Comfort Station Improvements	2	completed	\$1,239,500.00	\$0.00	\$91,998.97	\$107,092.50	\$1,239,500.00	\$0.00
Parks & Recreation	AGF00007	B19062	Linda Vista Skate Park Phase 2	7	closed	\$422,437.60	\$0.00	\$4,797.04	\$0.00	N/A	N/A
Parks & Recreation	AGF00007	B19068	City Heights Pool Reconstruction	9	completed	\$7,016,139.07	\$52,486.50	\$100,745.38	\$264,989.08	\$7,205,786.07	(\$189,647.00)
Parks & Recreation	AGF00004	B19130	Beautification of Traffic Island Group 1	1, 2	released	\$875,000.00	\$101,557.36	\$83,684.56	\$364,368.85	\$875,000.00	\$0.00
Parks & Recreation	AGF00004	B19133	Robb Field Turf & Irrigation Improvement	2	released	\$1,440,359.00	\$214,861.21	\$143,192.00	\$905,749.28	\$12,000,000.00	(\$10,559,641.00)
Parks & Recreation	AGF00004	B19156	Hospitality Point Parking Lot Improvemt	2	released	\$2,750,000.00	\$230,936.75	\$1,723,355.34	\$403,887.98	\$2,750,000.00	\$0.00
Parks & Recreation	AGF00004	B19157	Robb Field Parking Lot Improvements	2	released	\$500,000.00	\$255,486.14	\$35,250.64	\$64,453.17	\$6,200,000.00	(\$5,700,000.00)
Parks & Recreation	AGF00004	B19158	Dusty Rhodes Parking Lot Improvements	2	released	\$1,785,629.00	\$31,750.66	\$34,757.27	\$1,524,970.24	\$1,500,000.00	\$285,629.00
Parks & Recreation	AGF00004	B19159	Sunset Point Parking Lot Improvements	2	released	\$1,307,975.53	\$747,580.85	\$92,369.10	\$86,875.17	\$1,576,438.25	(\$268,462.72)
Parks & Recreation	AGF00004	B19162	S. De Anza Parking Lot Improvements	2	released	\$334,800.00	\$26,193.50	\$74,907.37	(\$2,336.82)	\$4,390,000.00	(\$4,055,200.00)
Parks & Recreation	AGF00004	B19163	Rose Marie Starns So Parking Lt Imprvemt	2	released	\$965,000.00	\$115,215.92	\$194,710.27	\$404,970.67	\$6,200,000.00	(\$5,235,000.00)
Parks & Recreation	AGF00004	B19172	S. De Anza Comfort Station	2	released	\$2,708,325.00	\$42,720.57	\$191,008.16	\$2,224,375.63	\$2,657,000.00	\$51,325.00
Parks & Recreation	AGF00004	B19173	S. De Anza Basketball Courts and Play Area	2	released	\$4,838,327.08	\$37,922.17	\$214,173.30	\$4,309,900.53	\$7,193,000.00	(\$2,354,672.92)
Parks & Recreation	AGF00004	B19174	Robb Field Comfort Station Imp	2	released	\$500,000.00	\$165,965.75	\$48,985.58	\$101,251.27	\$2,550,000.00	(\$2,050,000.00)
Parks & Recreation	AGF00004	B19175	Robb Field Playground	2	released	\$971,944.15	\$103,945.52	\$60,093.69	\$682,886.75	\$959,000.00	\$12,944.15
Parks & Recreation	AGF00004	B19176	Sunset Point Comfort Station Imp	2	released	\$2,391,000.00	\$1,446,207.70	\$111,179.73	\$535,071.87	\$2,391,000.00	\$0.00
Parks & Recreation	AGF00004	B19179	Hospitality Point Comfort Station Imp	2	released	\$2,482,289.33	\$1,024,482.56	\$266,644.04	\$760,752.58	\$2,482,289.33	\$0.00
Parks & Recreation	AGF00004	B19180	Dusty Rhodes Comfort Station Improvement	2	released	\$2,765,334.15	\$18,161.08	\$39,558.36	\$2,511,990.19	\$2,340,334.00	\$425,000.15
Parks & Recreation	AGF00004	B19181	Dusty Rhodes Playground	2	released	\$3,192,343.68	\$48,337.26	\$46,034.38	\$2,855,736.39	\$5,205,715.00	(\$2,013,371.32)
Parks & Recreation	AGF00004	B19187	Robb Field Recreation Center	2	released	\$600,000.00	\$8,669.35	\$60,570.15	\$327,711.27	\$6,671,000.00	(\$6,071,000.00)
Parks & Recreation	AGF00007	B19188	Marcy Neighborhood Park Improvements	6	released	\$5,121,224.60	\$2,925,695.46	\$78,678.96	\$1,561,255.34	\$5,121,224.65	(\$0.05)
Parks & Recreation	AGF00004	B19212	Robb Field Gateway Path	2	released	\$3,233,046.00	\$140,121.15	\$153,492.59	\$2,682,676.04	\$3,233,046.00	\$0.00
Parks & Recreation	AGE00001	B20054	West Sycamore Staging Area	6	released	\$2,235,208.43	\$82,115.88	\$180,555.62	\$1,477,521.35	\$3,514,170.00	(\$1,278,961.57)
Parks & Recreation	ABT00001	B20055	Cowles Mtn Comfort Station Accessibility Upgrades	7	released	\$431,642.00	\$17,075.27	\$93,716.50	\$12,428.37	\$5,403,900.00	(\$4,972,258.00)
Parks & Recreation	AGF00007	B20057	Coral Gate Neighborhood Park Playground Improv	8	released	\$4,943,197.45	\$3,303,253.47	\$215,105.65	\$1,039,232.22	\$4,943,497.23	(\$299.78)
Parks & Recreation	AGF00007	B20058	Ward Canyon Phase III	9	released	\$9,372,833.00	\$670,270.59	\$259,747.92	\$8,100,217.77	\$14,407,072.49	(\$5,034,239.49)
Parks & Recreation	AGF00007	B20060	Chicano Park Improvements Phase III	8	released	\$1,976,321.00	\$76,899.37	\$76,451.12	\$1,334,368.50	\$2,024,320.94	(\$47,999.94)
Parks & Recreation	AGF00005	B20066	Balboa Park Federal Building Improvements	3	closed	\$1,522,982.33	\$0.00	\$11,483.89	\$0.00	N/A	N/A
Parks & Recreation	AGF00007	B20096	Willie Henderson Sports Complex Imp	4	released	\$4,621,999.75	\$171,403.60	\$355,022.67	\$3,756,390.83	\$15,430,000.00	(\$10,808,000.25)
Parks & Recreation	AGF00007	B20097	San Ysidro Act Cntr Prking Lot & ADA Imp	8	released	\$4,857,823.80	\$15,044.62	\$254,708.25	\$4,034,696.40	\$5,800,000.00	(\$942,176.20)
Parks & Recreation	AGE00001	B20104	Ruffin Canyon Trail	7	released	\$311,981.35	\$23,592.25	\$23,558.77	\$150,891.21	Not in P6	Not in P6
Parks & Recreation	AGF00004	B20107	DeAnza North East Parking Lot	2	completed	\$3,024,577.25	\$315,099.65	\$2,014,794.90	\$325,498.46	\$3,075,975.02	(\$51,397.77)
Parks & Recreation	AGF00004	B20130	Mission Bay South Shores GDP	2	released	\$915,000.00	\$400,033.79	\$119,691.36	\$238,889.01	\$1,515,000.00	(\$600,000.00)
Parks & Recreation	AGF00007	B21114	Mountain View Sports Courts ADA Improvements	4	released	\$544,355.00	\$63,790.00	\$86,095.96	\$283,238.53	\$863,873.00	(\$319,518.00)
Parks & Recreation	ABT00001	B22009	Adobe Chapel Museum Old Town	2	released	\$481,526.00	\$32,520.50	\$168,262.15	\$152,903.31	\$481,000.00	\$526.00
Parks & Recreation	AGF00006	B22012	Old Salt Pool Access Stairs	2	released	\$1,207,193.77	\$214,628.00	\$66,708.67	\$688,701.36	\$1,198,000.00	\$9,193.77
Parks & Recreation	AGF00004	B22039	Bahia Parking Lot and Comfort Station	2	released	\$472,493.00	\$0.00	\$38,477.69	\$273,119.14	Not in P6	Not in P6
Parks & Recreation	AGF00007	B18087	Convert Bldg 619 @ NTC into Rec Center	2	released	\$1,161,328.70	\$0.00	\$0.00	\$626,887.80	Not in P6	Not in P6
Parks & Recreation	AGF00007	B22047	Clay Neighborhood Park Improvements	9	released	\$5,932,515.00	\$297,041.00	\$299,149.13	\$5,090,860.67	\$7,850,553.00	(\$1,918,038.00)
Parks & Recreation	ABT00001	B22083	Penn Athletic Rec Center Roof Replacement	4	closed	\$215,519.49	\$0.00	\$615.39	\$0.00	N/A	N/A
Parks & Recreation	ABT00001	B22132	Tierrasanta Library Roof Replacement	7	released	\$1,555,000.00	\$25,636.20	\$502,232.91	\$1,027,130.89	Not in P6	Not in P6
Parks & Recreation	AGE00001	B22159	HIKING/EQUESTRAIN TRAIL NEIGHBORHOOD 10	1	released	\$382,962.43	\$27,814.20	\$19,205.00	\$319,496.37	Not in P6	Not in P6
Parks & Recreation	AGF00007	B23011	Willie Henderson Lighting Upgrades	4	released	\$1,150,000.00	\$43,945.59	\$44,875.03	\$1,006,237.98	\$1,312,359.00	(\$162,359.00)
Parks & Recreation	AGF00007	B23028	Memorial Park Lighting Improvements	8	released	\$1,050,569.85	\$0.00	\$66,049.68	\$971,631.15	\$4,528,525.00	(\$3,477,955.15)
Parks & Recreation	AIG00001	B23045	Rancho Bernardo Median Improvement	5	closed	\$185,637.01	\$0.00	\$101,156.53	\$0.00	N/A	N/A
Parks & Recreation	AGF00006	B23067	Camino De La Costa Stairs	1	closed	\$0.00	\$0.00	(\$65,209.13)	\$0.00	N/A	N/A
Parks & Recreation	AEA00002	B23071	Balboa Park Golf Course Improvements	3	released	\$4,400,000.00	\$0.00	\$286,849.71	\$4,091,022.40	\$6,400,000.00	(\$2,000,000.00)
Parks & Recreation	AGF00005	B23122	Quince Dr. Runoff & Erosion Ctrl Improv	3	completed	\$3,250,467.25	\$0.00	\$3,094,731.41	\$110,884.54	\$3,247,000.00	\$3,467.25
Parks & Recreation	AGF00007	B24101	Southcrest CP Lighting Improvements	8	released	\$1,001,363.31	\$0.00	\$8,912.46	\$992,450.85	Not in P6	Not in P6
Parks & Recreation	L14005	L140051	Demo of Loma Land Structures	2	released	\$929,088.55	\$36,615.52	\$94,271.16	\$128,192.97	\$3,146,990.00	(\$2,217,901.45)
Parks & Recreation</											

Parks & Recreation	L16001	L160012	Sunset Cliffs Nat Pk Ph 2-Trail & Reveg	2	completed	\$4,401,001.15	\$9,899.58	\$42,327.33	\$100,541.28	\$3,513,223.44	\$887,777.71
Parks & Recreation	L16002	L160021	Mira Mesa - Pool & Skate Plaza Ph 2	6	released	\$55,524,058.28	\$693,907.17	\$731,006.83	\$50,409,801.26	\$55,034,059.00	\$489,999.28
Parks & Recreation	L22001	L220011	Full Pier Replacement	2	released	\$8,950,000.00	\$3,259,408.51	\$3,441,925.49	\$311,891.86	\$189,663,000.00	(\$180,713,000.00)
Parks & Recreation	L22001	L220012	OB Pier 2023 Assessment	2	closed	\$24,945.00	\$0.00	\$24,945.00	\$0.00	N/A	N/A
Parks & Recreation	L22001	L220013	OB Pier 2024 Assessment	2	released	\$275,055.00	\$19,164.14	\$31,181.19	\$224,709.67	Not in P6	Not in P6
Parks & Recreation	L23002	L230021	Feasibility Study	2	released	\$1,955,281.95	\$323,348.41	\$205,670.96	\$1,394,925.19	\$750,000.00	\$1,205,281.95
Parks & Recreation	Standalone	P20003	Emerald Hills Park GDP	4	completed	\$4,004,213.00	\$82,497.51	\$116,312.52	\$3,484,614.04	\$550,000.00	\$3,454,213.00
Parks & Recreation	Standalone	P20005	Chollas Triangle Park	9	completed	\$3,288,899.00	\$0.00	\$90,848.73	\$2,657,467.97	\$1,600,000.00	\$1,688,899.00
Parks & Recreation	Standalone	P21002	Montezuma Park General Dev Plan Amendment	9	completed	\$1,350,000.00	\$0.00	\$8,896.59	\$1,063,296.37	\$350,000.00	\$1,000,000.00
Parks & Recreation	Standalone	P22004	Kelly Street Park GDP	7	completed	\$400,000.00	\$0.00	\$132,644.59	\$38,651.57	\$400,000.00	\$0.00
Parks & Recreation	Standalone	P22005	Boston Ave Linear Park GDP	8	released	\$2,000,000.00	\$48,317.00	\$12,104.16	\$1,939,578.84	Not in P6	Not in P6
Parks & Recreation	Standalone	P22006	Berardini Field GDP	4	released	\$700,000.00	\$164,217.25	\$166,349.74	\$255,193.73	\$700,000.00	\$0.00
Parks & Recreation	Standalone	P23002	Old Mission Dam Dredging	7	released	\$750,000.00	\$0.00	\$179,500.99	\$525,676.33	\$1,895,000.00	(\$1,145,000.00)
Parks & Recreation	Standalone	P23003	Mt. Hope Rec Ctr @ Dennis V Allen Park	9	released	\$750,000.00	\$0.00	\$105,727.42	\$586,820.42	\$950,000.00	(\$200,000.00)
Parks & Recreation	Standalone	P23005	Marie Widman Memorial Park GDP	4	released	\$500,000.00	\$211,842.00	\$113,873.26	\$133,304.43	\$500,000.00	\$0.00
Parks & Recreation	Standalone	P23006	Sefton Field Improvements	3	released	\$3,000,000.00	\$0.00	\$71,903.21	\$2,866,725.88	\$3,000,000.00	\$0.00
Parks & Recreation	Standalone	P24000	Balboa Park International Cottages Study	3	released	\$567,613.40	\$0.00	\$55,918.51	\$511,694.89	Not in P6	Not in P6
Parks & Recreation	AGF00004	B19161	Santa Clara Pt South Prkng Lot Imprvmts	2	released	\$374,000.00	\$0.00	\$0.00	\$4,973.82	Not in P6	Not in P6
Parks & Recreation	Standalone	P24008	South Clairemont CP Rec Cntr Renovation	2	released	\$2,100,000.00	\$0.00	\$1,765.79	\$2,098,234.21	Not in P6	Not in P6
Parks & Recreation	Standalone	P24009	MLK Pool Improvements	4	released	\$2,100,000.00	\$0.00	\$1,569.49	\$2,098,430.51	Not in P6	Not in P6
Parks & Recreation	Standalone	P24011	Spindrift Drive Beach Access Walkway	1	released	\$354,134.77	\$203,421.00	\$58,431.60	\$92,282.17	\$338,000.00	\$16,134.77
Parks & Recreation	Standalone	P24012	Camino De La Costa Stairs	1	released	\$807,173.86	\$0.00	\$146,296.16	\$660,877.70	\$325,000.00	\$482,173.86
Parks & Recreation	AGF00004	B19177	Bonita Cove East Comfort Station Imp	2	released	\$150,176.64	\$82,739.61	\$0.00	(\$82,739.61)	Not in P6	Not in P6
Parks & Recreation	AGF00004	B19178	Bonita Cove East Playground	2	released	\$150,083.28	\$180,989.70	\$0.00	(\$180,989.70)	Not in P6	Not in P6
Parks & Recreation	Standalone	RD21001	Black Mountain Ranch Park Ph2	5	released	\$11,034,475.00	\$0.00	\$75,917.55	\$10,865,621.78	\$13,547,900.20	(\$2,513,425.20)
Parks & Recreation	Standalone	RD21003	Torrey Highlands Trail System	5	released	\$133,621.65	\$29.80	\$59,260.98	\$0.00	Not in P6	Not in P6
Parks & Recreation	Standalone	RD22000	Solterra Vista Neighborhood Park	6	released	\$8,992,183.00	\$60,229.71	\$24,825.93	\$5,524,131.41	Not in P6	Not in P6
Parks & Recreation	Standalone	RD22001	Denney Ranch Neigh Park	8	released	\$15,098,096.00	\$0.00	\$53,554.67	\$7,194,618.22	\$22,000,000.00	(\$6,901,904.00)
Parks & Recreation	Standalone	RD22005	Billie Jean King Tennis Center Improve	2	released	\$2,500,000.00	\$0.00	\$1,250,000.00	\$0.00	Not in P6	Not in P6
Parks & Recreation	AGF00001	B19182	Del Mar Mesa Southern Multi-Use Trail	1	released	\$101,683.09	\$0.00	\$0.00	\$66,376.78	Not in P6	Not in P6
Parks & Recreation	Standalone	RD23007	Natural History Museum Improvements	3	released	\$3,300,000.00	\$0.00	\$2,750,000.00	\$550,000.00	Not in P6	Not in P6
Parks & Recreation	Standalone	S00751	Hickman Fields Athletic Area	6	released	\$12,376,319.60	\$1,007,453.52	\$4,527,214.58	\$780,719.56	\$12,376,320.00	(\$0.40)
Parks & Recreation	Standalone	S00752	Beyer Park Development	8	released	\$22,338,000.00	\$16,628,547.99	\$685,244.39	\$2,787,471.68	\$22,446,340.00	(\$108,340.00)
Parks & Recreation	Standalone	S00767	Wightman Street Neighborhood Park	9	completed	\$3,516,584.27	\$5,920.00	\$7,766.54	\$15,655.35	\$3,516,584.27	\$0.00
Parks & Recreation	Standalone	S00995	Hidden Trails Neighborhood Park	8	released	\$10,463,196.00	\$228,462.85	\$307,421.80	\$8,342,680.76	\$11,313,703.00	(\$850,507.00)
Parks & Recreation	Standalone	S00999	Riviera Del Sol Neighborhood Park	8	released	\$9,570,838.00	\$92,352.45	\$1,521,804.13	\$346,126.50	\$9,570,838.14	(\$0.14)
Parks & Recreation	Standalone	S01083	Fairbrook Neighborhood Park Development	5	closed	\$5,545,101.16	\$0.00	\$1,144.08	\$0.00	N/A	N/A
Parks & Recreation	Standalone	S01090	MB GC Clubhouse Demo/Prtbl Building Instl	1	released	\$8,935,084.00	\$518,638.83	\$660,897.13	\$703,193.67	\$8,935,084.00	\$0.00
Parks & Recreation	Standalone	S10050	North Park Mini Park	3	completed	\$6,015,504.47	\$644,009.00	\$12,064.26	\$427,667.09	\$6,172,897.91	(\$157,393.44)
Parks & Recreation	Standalone	S10051	Olive St Park Acquisition and Development	3	released	\$5,502,897.00	\$313,221.87	\$1,635,544.80	\$390,206.69	\$5,956,067.00	(\$453,170.00)
Parks & Recreation	Standalone	S11010	MBGC Irrigation & Electrical Upgrades	1	completed	\$6,100,000.00	\$54,711.09	\$916,258.03	\$81,881.19	\$6,100,000.00	\$0.00
Parks & Recreation	Standalone	S11103	La Paz Mini Park	4	closed	\$2,375,439.02	\$0.00	\$14,722.26	\$0.00	N/A	N/A
Parks & Recreation	Standalone	S13008	Mohnike Adobe and Barn Restoration	6	released	\$1,674,762.00	\$179,401.62	\$121,480.79	\$683,732.23	\$3,692,000.00	(\$2,017,238.00)
Parks & Recreation	Standalone	S14006	El Cuervo Adobe Improvements	1	released	\$606,000.00	\$0.00	\$77,967.94	\$15,850.50	\$686,000.00	(\$80,000.00)
Parks & Recreation	Standalone	S14007	Salk Neighborhood Park & Joint Use Devel	6	released	\$11,287,278.41	\$2,436,715.85	\$3,552,273.33	\$1,653,529.12	\$11,287,278.41	\$0.00
Parks & Recreation	Standalone	S15004	Rancho Mission Canyon Park Upgrades	7	completed	\$2,404,695.31	\$0.00	\$16,530.00	\$22,157.88	\$2,404,695.63	(\$0.32)
Parks & Recreation	Standalone	S15007	Wangenheim Joint Use Facility	6	released	\$10,617,667.05	\$133,137.54	\$2,807,821.22	\$240,481.20	\$10,617,667.00	\$0.05
Parks & Recreation	Standalone	S15026	Taft Joint Use Facility Development	7	closed	\$3,567,688.00	\$0.00	\$3,048,682.88	\$0.00	N/A	N/A
Parks & Recreation	Standalone	S15028	Olive Grove Community Park ADA Improve	2	released	\$6,322,186.27	\$3,461,240.25	\$296,440.19	\$1,900,361.88	\$6,621,866.00	(\$299,679.73)
Parks & Recreation	Standalone	S15031	Egger/South Bay Community Park ADA Improvements	8	released	\$6,980,144.57	\$2,801,800.31	\$1,776,861.50	\$1,763,099.09	\$6,980,145.00	(\$0.43)
Parks & Recreation	Standalone	S15034	Junipero Serra Museum ADA Improvements	2	released	\$1,849,776.78	\$410,321.50	\$114,103.39	\$461,064.22	\$2,834,568.00	(\$984,791.22)
Parks & Recreation	Standalone	S15035	EB Scripps Pk Comfort Station Replacement	1	completed	\$5,718,469.56	\$2,094.21	\$247.09	\$8,448.90	\$5,718,469.56	\$0.00
Parks & Recreation	Standalone	S15040	Golf Course Drive Improvements	3	released	\$7,283,688.70	\$65,616.51	\$300,541.76	\$5,797,625.39	\$9,625,618.00	(\$2,341,929.30)
Parks & Recreation	Standalone	S16012	East Village Green Phase 1	3	released	\$7,500,725.00	\$21,037,884.34	\$37,080,325.67	\$2,863,081.47	\$79,560,000.00	(\$1,059,275.00)
Parks & Recreation	Standalone	S16013	Children's Park Improvements	3	completed	\$8,700,920.00	\$346,650.54	\$23,982.45	\$481,503.12	\$7,699,041.09	\$1,001,878.91
Parks & Recreation	Standalone	S16029	Carmel Valley CP-Turf Upgrades	1	released	\$6,074,121.00	\$2,970,767.89	\$2,292,458.38	\$158,640.48	\$6,740,121.00	(\$666,000.00)
Parks & Recreation	Standalone	S16031	Ocean Air Comfort Station and Park Improvements	1	released	\$3,181,793.00	\$1,130,369.72	\$315,861.87	\$1,113,177.99	\$3,181,793.00	\$0.00
Parks & Recreation	Standalone	S16032	Solana Highlands NP-Comfort Station Development	1	released	\$4,031,000.00	\$12,170.20	\$132,674.65	\$3,232,559.24	\$4,031,000.00	\$0.00
Parks & Recreation	Standalone	S16033	Carmel Knolls NP Comfort Station-Development	1	released	\$3,254,031.00	\$6,956.59	\$170,293.93	\$2,580,880.90	\$2,646,317.00	\$607,714.00
Parks & Recreation	Standalone	S16034	Carmel Del Mar NP Comfort Station-Development	1	released	\$3,930,563.96	\$23,363.90	\$199,393.27	\$2,817,539.46	\$4,730,563.96	(\$800,000.00)
Parks & Recreation	Standalone	S16035	Sage Canyon NP Improvements	1	released	\$6,097,357.00	\$20,334.43	\$177,208.41	\$5,301,541.79	\$4,400,534.90	\$1,696,822.10
Parks & Recreation	Standalone	S16036	Torrey Highlands NP Upgrades	1	completed	\$2,198,401.16	\$14,412.82	\$431,237.15	\$21,008.93	\$2,439,401.00	(\$240,999.84)
Parks & Recreation	Standalone	S16038	Carmel Grove NP Comfort Station and Park	1	released	\$2,211,500.00	\$3,135.97	\$289,445.47	\$1,344,287.21	\$2,553,500.00	(\$342,000.00)
Parks & Recreation	Standalone	S16039	Carmel Mission NP Comfort Station Development	1	completed	\$1,428,000.00	\$62,512.08	\$15,552.90	\$911,839.48	Not in P6	Not in P6
Parks & Recreation	Standalone	S16047	Canon Street Pocket Park	2	released	\$3,303,114.53	\$565,267.26	\$1,660,645.15	\$572,717.71	\$3,445,920.90	(\$142,806.37)
Parks & Recreation	Standalone	S16059	Park de la Cruz Community Ctr & Gym Bldg	9	completed	\$10,353,669.19	\$0.00	\$82,890.01	\$28,489.44	\$10,353,669.19	\$0.00
Parks & Recreation	Standalone	S17001	Talmdge Traffic Calming Infrastructure	9	completed	\$343,000.00	\$0.00	\$11,947.36	\$12,249.45	\$342,961.14	\$38.86
Parks & Recreation	Standalone	S20005	Balboa Park Botanical Bldg Improvements	3	released	\$28,453,000.00	\$963,229.13	\$12,511,952.06	\$4,782,461.08	\$28,453,000.00	\$0.00
Parks & Recreation	Standalone	S20007	Jerabek Park Improvements	5	released	\$7,676,400.06	\$2,398,537.24	\$3,792,322.84	\$394,798.30	\$7,676,400.00	\$0.06
Parks & Recreation	Standalone	S20011	Ocean Beach Pier Improvements	2	completed	\$1,232,906.58	\$0.00	\$253.53	\$89,333.73	\$1,232,907.00	(\$0.42)
Parks & Recreation	Standalone	S20012	Chollas Creek Oak Park Trail	9, 4	released	\$4,112,000.00	\$828,201.38	\$61,501.26	\$3,046,703.59	\$4,111,500.00	\$500.00
Parks & Recreation	Standalone	S22002	Grove Neighborhood Park	8	released	\$1,274,301.88	\$208,011.32	\$500,281.10	\$149,391.97	\$26,878,000.00	(\$25,603,698.12)
Parks & Recreation	Standalone	S22004	John Baca Park	7	released	\$2,292,634.00	\$445,424.00	\$108,390.51	\$1,728,271.98	\$4,996,000.00	(\$2,703,366.00)
Parks & Recreation	Standalone	S22007	Casa Del Prado Reconstruction	3	completed	\$5,900,000.00	\$20,000.00	\$422,276.74	\$5,300,009.92	\$5,900,000.00	\$0.00
Parks & Recreation	Standalone	S23005	Torrey Pines GC Clubhouse & Maintenance	1	released	\$5,000,000.00	\$0.00	\$157,130.74	\$4,752,104.37	\$59,910,000.00	(\$54,910,000.00)
Parks & Recreation	Standalone	S23008	Beyer Park Development Phase II	8	released	\$4,297,390.28	\$0.00	\$8,342.36	\$4,038,046.97	\$17,500,000.00	(\$13,202,609.72)
Parks & Recreation	AGF00005	B20117	Balboa Park Comfort Station Improvements	3	released	\$6,473,717.89	\$0.00	\$0.00	\$6,345,989.66	Not in P6	Not in P6
Parks & Recreation	AGF00007	B22045	Hard Court Improvements	4	created	\$1,000,0					

Parks & Recreation	Standalone	L14005	Sunset Cliffs Park Drainage Improvements	2	released	\$1,133,299.64	\$0.00	\$0.00	\$1,133,299.64	Not in P6	Not in P6
Parks & Recreation	Standalone	L16000	Southeastern Mini Park Improvements	8	released	\$157,836.18	\$0.00	\$0.00	\$157,836.18	Not in P6	Not in P6
Parks & Recreation	Standalone	L16001	Sunset Cliffs Natural Pk Hillside Imp Preserv Phas	2	released	\$3,872.48	\$0.00	\$0.00	\$3,872.48	Not in P6	Not in P6
Parks & Recreation	Standalone	P21006	Switzer Canyon Bridge Enhancement	3	released	\$33,358.15	\$0.00	\$0.00	\$33,358.15	Not in P6	Not in P6
Parks & Recreation	Standalone	P24001	Mission Beach Seawall Repair	2	created	\$750,000.00	\$0.00	\$0.00	\$750,000.00	Not in P6	Not in P6
Parks & Recreation	Standalone	P24002	City Heights Urban Village/Henwood Park	9	created	\$750,000.00	\$0.00	\$0.00	\$750,000.00	Not in P6	Not in P6
Parks & Recreation	Standalone	P24003	North Park Recreation Center	3	created	\$750,000.00	\$0.00	\$0.00	\$750,000.00	Not in P6	Not in P6
Parks & Recreation	Standalone	P24006	Penasquitos Creek NP Comfort Station	6	released	\$1,853,857.00	\$0.00	\$0.00	\$1,853,857.00	Not in P6	Not in P6
Parks & Recreation	Standalone	P24015	EB Scripps Park Expanded Walkway	1	released	\$828,444.00	\$0.00	\$0.00	\$828,444.00	Not in P6	Not in P6
Parks & Recreation	Standalone	P24017	Crystal Pier Improvements	1	released	\$1,000,000.00	\$0.00	\$0.00	\$1,000,000.00	Not in P6	Not in P6
Parks & Recreation	Standalone	RD23004	Canyonside Comm Park Tennis Expansion	5	released	\$2,553,857.00	\$0.00	\$0.00	\$2,553,857.00	Not in P6	Not in P6
Parks & Recreation	Standalone	RD23005	Marston House Restoration & Repair Work	3	released	\$1,000,000.00	\$0.00	\$0.00	\$1,000,000.00	Not in P6	Not in P6
Parks & Recreation	Standalone	RD23006	Mountain View Racquet Club	4	released	\$500,000.00	\$0.00	\$0.00	\$500,000.00	Not in P6	Not in P6
Parks & Recreation	Standalone	RD23008	Villa Montezuma Museum	8	released	\$5,000,000.00	\$0.00	\$0.00	\$5,000,000.00	Not in P6	Not in P6
Parks & Recreation	Standalone	S23009	Starlight Bowl Improvements	3	created	\$600,000.00	\$0.00	\$0.00	\$600,000.00	Not in P6	Not in P6
Parks & Recreation	Standalone	S23010	MTRP Trail System Management	6, 7	released	\$200,000.00	\$0.00	\$0.00	\$200,000.00	Not in P6	Not in P6
Parks & Recreation	Standalone	S24013	Paradise Hills Community Park Trail	4	released	\$750,000.00	\$0.00	\$0.00	\$750,000.00	Not in P6	Not in P6
Parks & Recreation	Standalone	S24014	SD Humane Society Roof and HVAC Repl	7	released	\$500,000.00	\$0.00	\$0.00	\$500,000.00	Not in P6	Not in P6
Parks & Recreation Total						\$700,241,324.65	\$95,589,114.43	\$116,894,793.09	\$269,894,255.71		
Police	Standalone	S18005	Police Range Refurbishment Phase II	9	released	\$12,000,000.00	\$0.00	\$94,894.89	\$2,402,702.40	\$17,800,000.00	(\$5,800,000.00)
Police Total						\$12,000,000.00	\$0.00	\$94,894.89	\$2,402,702.40		
Public Utilities	AJA00001	B00443	Water & Sewer GJ 816 (S)	1	completed	\$2,027,948.13	\$0.00	\$0.00	\$19,941.41	\$2,027,948.98	(\$0.85)
Public Utilities	AKB00003	B15001	AC Water & Sewer Group 1026 (W)	9	completed	\$8,565,112.65	\$0.00	\$0.00	\$197,600.10	\$8,565,111.68	\$0.97
Public Utilities	AKB00003	B15078	AC Water & Sewer Group 1014 (W)	9	completed	\$7,479,892.43	\$0.00	\$0.00	\$64,137.97	\$7,777,836.41	(\$297,943.98)
Public Utilities	AJA00001	B15079	AC Water & Sewer Group 1014 (S)	9	completed	\$1,221,737.65	\$0.00	\$0.00	\$39,944.03	\$2,001,740.46	(\$780,002.81)
Public Utilities	ABO00001	B16165	MBC Cooling Water System Chiller Upgrade	6	completed	\$4,223,835.75	\$44,553.57	\$0.00	(\$44,553.57)	\$4,223,835.75	\$0.00
Public Utilities	ATT00002	B19003	PUD LIMS Implementation	1, 2, 3, 4, 5, 6, 7, 8, 9	completed	\$756,002.00	\$118,391.00	\$0.00	\$6,473.40	Not in P6	Not in P6
Public Utilities	ABI00001	ABI00001	Water Treatment Plants	N/A	N/A	\$2,630,946.17	\$0.00	\$0.00	\$2,630,946.17	N/A	N/A
Public Utilities	ABJ00001	ABJ00001	Water Pump Station Restoration	N/A	N/A	\$21,108.40	\$0.00	\$0.00	\$21,108.40	N/A	N/A
Public Utilities	ABL00001	ABL00001	Standpipe and Reservoir Rehabilitations	N/A	N/A	\$832.49	\$0.00	\$0.00	\$832.49	N/A	N/A
Public Utilities	ABM00001	ABM00001	Groundwater Asset Development Program	N/A	N/A	\$495,328.89	\$0.00	\$0.00	\$495,328.89	N/A	N/A
Public Utilities	ABO00001	ABO00001	Metro Treatment Plants	N/A	N/A	\$5,289,845.34	\$0.00	\$0.00	\$5,289,845.34	N/A	N/A
Public Utilities	ABP00001	ABP00001	Pump Station Restorations	N/A	N/A	\$1,339,981.78	\$0.00	\$0.00	\$1,339,981.78	N/A	N/A
Public Utilities	ABP00002	ABP00002	Metropolitan System Pump Stations	N/A	N/A	\$806,913.24	\$0.00	\$0.00	\$806,913.24	N/A	N/A
Public Utilities	ABT00003	ABT00003	Citywide Energy Improvements	N/A	N/A	\$1,280,340.68	\$0.00	\$0.00	\$1,280,340.68	N/A	N/A
Public Utilities	AHC00004	AHC00004	Recycled Water Systems Upgrades	N/A	N/A	\$50,000.00	\$0.00	\$0.00	\$50,000.00	N/A	N/A
Public Utilities	AJA00001	AJA00001	Sewer Main Replacements	N/A	N/A	\$1,767,270.78	\$7,000.00	\$0.00	\$1,760,270.78	N/A	N/A
Public Utilities	AJA00002	AJA00002	Pipeline Rehabilitation	N/A	N/A	\$1,484,511.27	\$20,000.00	\$0.00	\$1,464,511.27	N/A	N/A
Public Utilities	AJB00001	AJB00001	Metropolitan Waste Water Department Trunk Sewers	N/A	N/A	\$2,633,865.50	\$0.00	\$0.00	\$2,633,865.50	N/A	N/A
Public Utilities	AKA00002	AKA00002	Pressure Reduction Facility Upgrades	N/A	N/A	\$6,136,521.70	\$0.00	\$0.00	\$6,136,521.70	N/A	N/A
Public Utilities	AKA00003	AKA00003	Large Diameter Water Transmission PPL	N/A	N/A	\$11,509,248.95	\$0.00	\$0.00	\$11,509,248.95	N/A	N/A
Public Utilities	AKB00002	AKB00002	Freeway Relocation	N/A	N/A	\$214,797.77	\$0.00	\$0.00	\$214,797.77	N/A	N/A
Public Utilities	AKB00003	AKB00003	Water Main Replacements	N/A	N/A	\$372,524.96	\$0.00	\$0.00	\$372,524.96	N/A	N/A
Public Utilities	ALA00001	ALA00001	Pure Water Program	N/A	N/A	\$10,659,672.28	\$0.00	\$0.00	\$10,659,672.28	N/A	N/A
Public Utilities	ALA00002	ALA00002	Pure Water Phase 2	N/A	N/A	\$11,000,000.00	\$0.00	\$0.00	\$11,000,000.00	N/A	N/A
Public Utilities	AKB00003	B00032	Water Group Job 525C	8	released	\$1,089,550.58	\$236,284.37	\$118,577.46	\$47,972.32	\$5,474,000.00	(\$4,384,449.42)
Public Utilities	AKB00003	B00131	Water Group 525 E	8	released	\$1,288,315.38	\$387,633.77	\$175,948.85	(\$3,131.67)	\$6,478,000.00	(\$5,189,684.62)
Public Utilities	AJA00001	B00346	SEWER GROUP 697A	3, 8	completed	\$5,620,955.81	\$0.00	\$27,244.41	\$16,469.63	\$5,746,257.82	(\$125,302.01)
Public Utilities	AJA00001	B00369	SEWER & AC Water GROUP 765 (S)	4	completed	\$3,900,226.51	\$0.00	\$313,681.01	\$17,033.30	\$3,930,226.31	(\$29,999.80)
Public Utilities	AJA00001	B00374	Sewer & AC Water Group 763 (S)	7, 2	completed	\$10,073,854.40	\$493,238.61	\$208,350.47	\$80,390.32	\$10,818,920.00	(\$745,065.60)
Public Utilities	AJA00001	B00387	Sewer & AC Water Group 776 (S)	4	completed	\$8,200,903.15	\$0.00	\$313,345.60	\$44,802.07	\$8,200,903.15	\$0.00
Public Utilities	AJA00001	B00388	Sewer and AC Water Group 778 (S)	4	completed	\$14,953,147.70	\$57,053.52	\$152,155.88	(\$90,252.06)	\$15,093,146.94	(\$139,999.24)
Public Utilities	AJA00001	B00394	Sewer and AC Water Group 793 (S)	8	released	\$9,203,601.06	\$2,629,579.97	\$2,838,553.74	(\$74,197.32)	\$9,203,601.15	(\$0.09)
Public Utilities	AJA00001	B00395	Sewer & AC Water Group 794 (S)	8	completed	\$9,060,426.78	\$1,241,646.89	\$1,758,768.57	\$26,913.05	\$15,373,703.46	(\$6,313,276.68)
Public Utilities	AJA00001	B00398	SEWER GJ 797	1	completed	\$2,154,590.92	\$0.00	\$33,409.54	\$149,401.09	\$2,361,389.05	(\$206,798.13)
Public Utilities	AJA00001	B00403	Sewer and AC Water Goup 807 (S)	9	completed	\$7,845,542.85	\$0.00	\$143,523.84	\$262,808.54	\$7,862,234.91	(\$16,692.06)
Public Utilities	AJA00001	B00406	Sewer Group 806	9	released	\$1,599,732.00	\$42,000.00	\$28,365.89	\$21,447.43	\$3,026,294.53	(\$1,426,562.53)
Public Utilities	AJA00001	B00409	SEWER GJ 798C	1	completed	\$1,104,509.00	\$983.51	\$15,180.99	\$97,183.44	\$1,104,509.00	\$0.00
Public Utilities	AJA00001	B00421	SEWER GROUP 786	1	completed	\$22,147,448.13	\$0.00	\$34,190.84	\$23,242.69	\$22,222,448.13	(\$75,000.00)
Public Utilities	AJA00001	B00426	Sewer & AC Water Group 812 (S)	1, 2	released	\$10,530,963.83	\$1,438,977.69	\$1,141,942.10	(\$219,453.95)	\$11,698,061.20	(\$1,167,097.37)
Public Utilities	AJA00001	B00429	BUCHANAN CANYON SEWER B	3	released	\$2,696,904.51	\$189,100.42	\$430,488.76	\$25,133.91	\$17,666,617.04	(\$14,969,712.53)
Public Utilities	AJA00001	B00431	MISSION CTR CNYN A SMR	7	completed	\$3,652,868.36	\$87,668.72	\$779,456.04	\$129,156.92	\$3,652,868.36	\$0.00
Public Utilities	AJA00001	B00433	MISSION CTR CNYN C SMR	7	released	\$3,211,758.63	\$420,166.12	\$910,839.64	\$171,960.46	\$11,603,510.00	(\$8,391,751.37)
Public Utilities	AJA00001	B00434	SEWER GROUP 828	3	released	\$1,355,911.94	\$29,721.41	\$114,585.75	\$5,023.98	\$11,218,236.00	(\$9,862,324.06)
Public Utilities	ATT00002	B21030	Pt. Loma WWTP DCS Upgrades	1, 2, 3, 4, 5, 6, 7, 8, 9	completed	\$2,041,732.00	\$1,673.70	\$0.00	\$0.01	Not in P6	Not in P6
Public Utilities	AJA00001	B10210	Sewer Group Crown Point	1	released	\$11,065,452.36	\$2,870,115.24	\$261,358.70	\$473,350.00	\$12,135,424.40	(\$1,069,972.04)
Public Utilities	ABJ00001	B11023	Navajo Pump Station	7	closed	\$14,445,486.03	\$0.00	\$27,919.23	\$0.00	N/A	N/A
Public Utilities	ABL00001	B11024	La Jolla Country Club Reservoir	1	completed	\$15,743,657.72	\$249,526.47	\$907,803.29	\$8,241.17	\$15,743,658.22	(\$0.50)
Public Utilities	AKB00003	B11036	Sewer & Water Group 940 (W)	9, 4	completed	\$5,073,354.29	\$0.00	\$407.17	\$92.83	\$5,330,710.55	(\$257,356.26)
Public Utilities	AKB00003	B11038	Water Group Job 942	6	closed	\$7,902,527.42	\$0.00	\$9,834.68	\$0.00	N/A	N/A
Public Utilities	AKB00003	B11048	Water Group Job 952	3, 8	released	\$19,026,039.20	\$9,004,598.20	\$5,679,313.42	\$1,618,437.18	\$19,026,039.43	(\$0.23)
Public Utilities	ABJ00001	B11072	Soledad Pump Station Upgrade	1	released	\$13,599,588.41	\$2,353,218.47	\$828,785.41	\$658,039.38	\$14,097,885.00	(\$498,296.59)
Public Utilities	AJA00001	B11077	Sewer and Water Group 767A (S)	9	completed	\$7,139,405.18	\$0.00	\$6,039.43	\$3,416.87	\$7,154,405.18	(\$15,000.00)
Public Utilities	AJA00001	B12042	Sewer and Water Group Job 940 (S)	9	completed	\$4,636,259.60	\$0.00	\$28,255.00	\$7,214.69	\$4,932,532.00	(\$296,272.40)
Public Utilities	AJA00001	B12048	Water and Sewer Group 965 (S)	1	released	\$1,916,069.20	\$387.77	\$109,663.66	\$108,682.21	\$7,915,987.90	(\$5,999,918.70)
Public Utilities	AKB00003	B12057	Water and Sewer Group 965 (W)	1	released	\$2,297,617.71	\$71,620.92	\$96,305.56	\$6,188.28	\$15,305,226.96	(\$13,007,609.25)
Public Utilities	AKB00003	B12072	Water & Sewer Group 963 (W)	9	completed	\$4,487,837.98	\$108,216.02	\$38,697.04	\$228,268.50	\$4,487,837.98	\$0.00
Public Utilities	AJA00001	B12097	CALTRANS Pacific Beach PPL Central (S)	2	completed	\$661,400.86	\$11,701.45	\$12,256.06	\$51,724.12	\$661,400.82	\$0.04
Public Utilities	AKB00003	B12110	CALTRANS Pacific Beach PPL Central (W)	2	completed	\$709,942.16	\$0.00	\$506.30	\$35,708.91	\$709,942.16	\$0.00

FY24 Project to Date Budget
Includes projects that closed in FY 2024
Includes individual phases for L projects
Not in P6=projects not in P6
N/A=not applicable information available for Projects

Public Utilities	AJA00001	B12117	PACIFIC BEACH PIPELINE SOUTH (S)	1, 2	completed	\$4,770,776.49	\$209.30	\$23,899.80	\$10,729.18	\$4,918,527.14	(\$147,750.65)
Public Utilities	AKB00003	B13011	Sewer & Water GJ Crown Pt s/o La Playa (W)	1	released	\$4,314,680.48	\$962,039.40	\$238,655.11	\$45,075.88	\$4,314,648.72	\$31.76
Public Utilities	AJA00001	B13169	Sewer & Water Group Job 963 S	9	completed	\$3,433,104.49	\$100,332.98	\$34,390.14	\$218,270.37	\$3,433,104.51	(\$0.02)
Public Utilities	AKB00003	B13186	Water and Sewer GJ 955 (W)	6, 7, 2	completed	\$4,983,102.64	\$137,998.04	\$15,524.65	\$663.87	\$4,993,102.64	(\$10,000.00)
Public Utilities	AKB00003	B13197	Sewer & AC Water Group 776 (W)	4	completed	\$2,874,999.64	\$0.00	\$108,989.72	\$15,474.48	\$2,874,999.64	\$0.00
Public Utilities	AJA00001	B13232	Sewer Group 836	1, 3, 6, 7, 5, 9, 2, 4	released	\$8,572,471.96	\$3,782,875.10	\$2,301,782.17	(\$18,316.47)	\$10,324,546.61	(\$1,752,074.65)
Public Utilities	AJA00001	B14069	Water and Sewer Group 955 (S)	1, 2	completed	\$1,314,032.47	\$136,887.92	\$12,548.99	\$73,797.75	\$1,314,032.47	\$0.00
Public Utilities	AKA00003	B14092	Otay 2nd Pipeline Phase 1	4	released	\$22,932,074.59	\$191,413.65	\$6,477,030.61	(\$349,747.53)	\$23,775,324.87	(\$843,250.28)
Public Utilities	AKB00003	B14099	Water Group 968	3, 9, 2, 4	completed	\$7,527,772.43	\$491,748.31	\$504,551.21	\$35,378.42	\$7,527,773.19	(\$0.76)
Public Utilities	AKB00003	B14100	Water Group 969	1, 3, 9, 2, 4	completed	\$2,973,934.44	\$0.00	\$259,101.99	\$5,458.26	\$2,973,934.44	\$0.00
Public Utilities	AJA00002	B14125	Pipeline Rehabilitation AF-1	1, 6	completed	\$4,939,021.20	\$0.00	\$7,695.64	\$217,056.21	\$4,939,021.20	\$0.00
Public Utilities	ABP00001	B14131	SPS 23T - Reliability Improvements	8	closed	\$3,830,136.61	\$0.00	\$7,026.49	\$0.00	N/A	N/A
Public Utilities	ATT00002	B21035	NC Water Reclamation Plant DCS Upgrades	1, 2, 3, 4, 5, 6, 7, 8, 9	completed	\$4,526,945.00	\$610,347.71	\$0.00	\$0.00	Not in P6	Not in P6
Public Utilities	AJA00001	B15002	AC Water and Sewer Group 1026 (S)	9	completed	\$1,818,136.88	\$0.00	(\$91.80)	\$43,484.50	\$1,818,136.88	\$0.00
Public Utilities	AKB00003	B15030	Redwood Village Standpipe Main Replacement	9	released	\$1,040,641.00	\$400,000.00	\$63,353.21	\$146,693.84	\$1,796,001.70	(\$755,360.70)
Public Utilities	AJA00001	B15040	AC Water & Sewer Group 1011 (S)	1	completed	\$2,398,550.42	\$184,935.00	(\$49,715.34)	\$1,302.56	\$2,268,434.64	\$130,115.78
Public Utilities	AKB00003	B15041	AC Water & Sewer Group 1011 (W)	1	completed	\$8,716,673.16	\$28,269.95	\$75,007.15	\$3,713.40	\$8,684,689.81	\$31,983.35
Public Utilities	AKB00003	B15069	Sewer and AC Water Group 778 (W)	4	completed	\$13,984,299.89	\$1,383,431.32	\$107,128.67	(\$6,417.88)	\$13,859,479.18	\$124,820.71
Public Utilities	AKB00003	B15070	Sewer and AC Water Group 793 (W)	8	released	\$2,298,753.77	\$251,057.02	\$241,471.88	(\$10,746.60)	\$2,298,753.75	\$0.02
Public Utilities	ABL00001	B21041	La Jolla Country Club & Soledad Reservoir Overflow	1	released	\$1,000,000.00	\$0.00	\$0.00	\$3,988.38	Not in P6	Not in P6
Public Utilities	ABL00001	B21050	Paradise Mesa Standpipe Rehabilitation	4	released	\$425,000.00	\$0.00	\$0.00	\$258,314.52	Not in P6	Not in P6
Public Utilities	AJA00001	B15116	AC Water & Sewer Group 1017 (S)	2	completed	\$535,044.82	\$71,740.96	\$3,221.44	\$15,724.02	\$660,219.21	(\$125,174.39)
Public Utilities	AJA00001	B15117	AC Water & Sewer Group 1023 (S)	3	closed	\$626,456.61	\$0.00	\$8,745.74	\$0.00	N/A	N/A
Public Utilities	AJA00001	B15118	AC Water & Sewer Group 1027 (S)	3	completed	\$488,839.26	\$0.00	\$29,799.16	\$86,817.65	\$488,839.26	\$0.00
Public Utilities	AKB00003	B15119	AC Water & Sewer Group 1017 (W)	2	completed	\$7,490,216.78	\$250,553.91	\$2,892.96	\$37,557.08	\$7,670,979.63	(\$180,762.85)
Public Utilities	AKB00003	B15120	AC Water & Sewer Group 1023 (W)	3	closed	\$6,320,713.86	\$0.00	\$48,911.10	\$0.00	N/A	N/A
Public Utilities	AKB00003	B15121	AC Water & Sewer Group 1027 (W)	3	completed	\$7,549,413.71	\$0.00	\$54,038.77	\$385,359.12	\$7,549,413.71	\$0.00
Public Utilities	AKA00003	B15134	16-in & Larger CI W&S Main Repl Group A - water	1, 3, 7, 2	released	\$7,227,614.14	\$48,300.00	\$219,094.59	\$229,873.15	\$7,227,614.14	\$0.00
Public Utilities	ALA00001	B15139	North City Pure Water Facility	6	completed	\$6,092,677.25	\$4,759.50	(\$1,316,523.96)	\$20,702.97	\$7,409,201.25	(\$1,316,524.00)
Public Utilities	ALA00001	B15140	North City Pure Water Pump Station	6	released	\$18,983,620.43	\$5,998,649.90	\$4,090,352.58	(\$188,477.36)	\$26,562,264.29	(\$7,578,643.86)
Public Utilities	ALA00001	B15141	PWP Morena Conveyance	3, 6, 7, 2	released	\$263,548,157.82	\$62,463,870.41	\$86,840,231.30	\$33,080,314.73	\$298,504,189.23	(\$34,956,031.41)
Public Utilities	ALA00001	B15142	NCWRP Expansion	6	completed	\$17,134,268.66	\$4,426.26	(\$1,316,523.96)	\$20,731.57	\$18,450,793.00	(\$1,316,524.34)
Public Utilities	AJA00001	B15147	AC Water & Sewer Group 1013 (S)	9	completed	\$3,482,565.52	\$0.00	\$34,458.75	(\$6,017.26)	\$4,123,095.00	(\$640,529.48)
Public Utilities	AKB00003	B15156	AC Water & Sewer Group 1013 (W)	9	completed	\$15,007,106.51	\$1,232,389.12	\$322,203.06	\$209,465.85	\$14,439,292.49	\$567,814.02
Public Utilities	AJA00001	B15172	AC Water & Sewer Group 1029 (S)	4	completed	\$1,477,482.41	\$82,379.20	\$6,382.87	\$8,898.96	\$1,480,000.00	(\$2,517.59)
Public Utilities	AKB00003	B15174	AC Water and Sewer Group 1029 (W)	4	completed	\$8,807,400.00	\$440,434.84	(\$120,434.20)	\$307,499.03	\$10,105,092.00	(\$1,297,692.00)
Public Utilities	AJA00001	B15176	La Jolla Scenic Drive Pipeline (S)	1	completed	\$7,005,000.00	\$0.00	\$5,922.79	\$23,373.20	\$735,633.00	(\$30,633.00)
Public Utilities	AKB00003	B15203	Tecolote Cyn GC Water Conn	7, 2	released	\$536,481.28	\$104,561.88	\$58,393.61	\$224,901.90	\$2,047,698.26	(\$1,511,216.98)
Public Utilities	AKB00003	B15207	Sewer & AC Water Group 697A (W)	3, 8	completed	\$1,860,661.71	\$0.00	\$13,984.64	\$25,343.54	\$1,891,636.63	(\$30,974.92)
Public Utilities	AJA00002	B16001	Pipeline Rehabilitation AL-1	1	completed	\$4,490,874.30	\$0.00	\$18,581.47	\$222,349.41	\$4,513,874.30	(\$23,000.00)
Public Utilities	AKA00002	B16017	Pressure Reducing Stations Upgrades Ph1	1, 3, 6, 7, 9	released	\$1,975,579.30	\$104,059.89	\$310,670.48	(\$43,140.01)	\$11,470,575.05	(\$9,494,995.75)
Public Utilities	AJA00001	B16018	Priority Sewer Main Replacement Group 16	1, 3, 8, 7, 9, 2, 4	completed	\$10,148,218.55	\$0.00	\$1,990.72	\$8,010.03	\$10,148,217.52	\$1.03
Public Utilities	AKB00003	B16022	College Area Sewer & AC Water Main Repl (W)	9	released	\$2,716,712.37	\$244,994.82	\$1,714,071.02	\$9,633.35	\$3,271,507.08	(\$554,794.71)
Public Utilities	AKB00003	B16023	Remaining Small Diameter CI Water Ph2	3, 8, 7, 9, 4	released	\$9,855,027.63	\$3,361,210.20	\$954,908.41	(\$166,984.40)	\$10,505,027.36	(\$649,999.73)
Public Utilities	AJA00001	B16025	College Areas Swr & AC Wtr Main Repl (S)	9	released	\$11,785,197.81	\$5,107,527.18	\$2,401,838.05	\$1,149,606.47	\$12,517,962.49	(\$732,764.68)
Public Utilities	AJA00001	B16034	Sewer Group 776A	4	completed	\$6,941,885.88	\$0.00	\$368,362.16	\$374,625.01	\$6,740,388.50	\$201,497.38
Public Utilities	ALA00001	B16035	North City Pure Water Pipeline	6, 5	released	\$151,284,281.55	\$39,631,419.19	\$51,821,149.86	(\$4,745,143.94)	\$175,316,926.63	(\$24,032,645.08)
Public Utilities	AJA00001	B16037	Sewer Group 841	9, 4	completed	\$2,867,438.92	\$0.00	\$8,347.71	\$280,926.80	\$2,611,512.22	\$255,926.70
Public Utilities	AKB00003	B16041	Sewer & AC Water Group 794 (W)	8	completed	\$2,984,666.81	\$214,394.43	\$310,972.32	\$452,577.18	\$4,794,585.72	(\$1,809,918.91)
Public Utilities	AJB00001	B16056	Mira Mesa Trunk Sewer Improvement	6	completed	\$9,402,757.52	\$1,942,030.23	\$20,118.15	\$117,395.76	\$8,014,245.00	\$1,388,512.52
Public Utilities	AKB00003	B16081	AC Water & Sewer Group 1018 (W)	1, 2	completed	\$12,643,967.16	\$95,697.25	\$55,248.01	\$305,517.89	\$13,862,910.90	(\$1,218,943.74)
Public Utilities	AKB00003	B16082	AC Water & Sewer Group 1024 (W)	4	completed	\$14,490,362.13	\$86,291.41	\$348,748.30	\$471,085.08	\$14,508,643.98	(\$18,281.85)
Public Utilities	AJA00001	B16083	AC Water & Sewer Group 1024 (S)	4	completed	\$4,307,743.86	\$54,813.84	\$295,812.25	\$64,514.94	\$4,311,226.00	(\$3,482.14)
Public Utilities	AKB00003	B16087	Sewer & AC Water Group 807 (W)	9	completed	\$5,838,916.35	\$0.08	\$8,190.74	\$25,068.48	\$6,189,563.04	(\$350,646.69)
Public Utilities	AJA00001	B16106	AC Water & Sewer Group 1018 (S)	2	completed	\$3,590,889.97	\$182,565.33	\$11,097.73	\$110,652.85	\$3,631,946.49	(\$41,056.52)
Public Utilities	AKB00003	B16129	Sewer & AC Water Group 797 (W)	1	completed	\$3,802,651.12	\$0.00	\$51,026.41	\$129,019.07	\$3,802,651.12	\$0.00
Public Utilities	AJA00002	B16135	Pipeline Rehabilitation AN-1	7	completed	\$5,594,770.15	\$116,855.43	\$108,876.79	(\$21,544.05)	\$5,849,770.15	(\$255,000.00)
Public Utilities	ALA00001	B16140	NCPWF Influent Pump Station and Pipeline	6	released	\$38,358,944.01	\$19,528,524.73	\$10,244,932.85	\$128,015.49	\$46,851,625.36	(\$8,492,681.35)
Public Utilities	AKB00003	B16144	Sewer & AC Water Crown Point West (W)	1	released	\$10,520,712.38	\$620,321.06	\$1,664,728.12	\$67,895.65	\$11,475,627.43	(\$954,915.05)
Public Utilities	AJA00001	B16145	Sewer & AC Water Crown Point West (S)	1	released	\$24,157,551.44	\$1,566,477.45	\$4,287,389.85	\$524,832.95	\$24,343,403.69	(\$185,852.25)
Public Utilities	AKA00003	B16158	Otay 2nd Pipeline Phase 3	Non-City	released	\$5,204,044.00	\$588,004.50	\$2,389,072.44	\$182,115.78	\$25,422,257.00	(\$20,218,213.00)
Public Utilities	AKB00003	B21081	Azalea Hollywood Park Improvements 1 - water	7, 9	completed	\$130,000.00	\$16,137.66	\$0.00	\$90,767.53	\$130,000.00	\$0.00
Public Utilities	AKB00003	B16177	AC Water Group 1012	9, 4	completed	\$6,549,647.81	\$0.00	\$1,990.72	\$36,490.49	\$6,549,677.62	\$270.19
Public Utilities	S22014	B17005	Murphy Canyon Trunk Sewer Repair/Rehab	6, 7, 9	released	\$17,957,388.16	\$1,719,091.32	\$4,132,843.11	\$8,398,872.41	\$51,600,000.00	(\$33,642,611.84)
Public Utilities	ALA00001	B17006	San Diego NC-MBC Improvements	6	released	\$8,029,991.71	\$1,151,469.77	\$1,661,566.30	\$1,042,327.35	\$8,168,671.71	(\$138,680.00)
Public Utilities	AKB00003	B17049	Sewer & Water Group 767A (W)	9	completed	\$3,202,895.09	\$0.00	\$11,970.33	\$58,481.21	\$3,202,895.09	\$0.00
Public Utilities	AKB00003	B17052	Market St. Water Pipe Replacement	4	completed	\$2,874,486.93	\$2,300.00	\$11,596.33	\$61,650.67	\$2,869,486.93	\$5,000.00
Public Utilities	AJA00001	B17054	Market Street Sewer Pipe Replacement	4	completed	\$623,396.63	\$214,204.94	\$14,667.82	\$4,558.52	\$683,396.63	(\$60,000.00)
Public Utilities	AJA00001	B17059	16-in & Larger CI W&S Main Repl Group A - sewer	3, 7, 2	completed	\$2,204,412.16	\$52,700.00	\$30,259.38	\$41,305.31	\$2,204,412.16	\$0.00
Public Utilities	S22003	B17082	Lakeside Valve Station Replacement	Non-City	released	\$23,757,782.00	\$15,738,360.86	\$3,596,901.10	\$392,837.11	\$55,702,455.00	(\$31,944,673.00)
Public Utilities	AJA00001	B17087	Clairemont Mesa Sewer Pipe Replacement	2	released	\$333,825.00	\$62,825.39	\$79,638.66	\$71,835.24	\$597,600.00	(\$263,775.00)
Public Utilities	AKB00003	B17091	Remaining Small Diameter CI Water Ph 3	1, 3, 7, 2, 4	completed	\$5,677,283.23	\$0.00	\$5,982.07	\$235,022.02	\$5,677,283.21	\$0.02
Public Utilities	ABI00001	B17092	Otay WTP-Basin #1 Concrete Restoration	8	released	\$5,929,952.16	\$232,144.75	\$3,355,127.04	\$19,287.28	\$6,011,952.16	(\$82,000.00)
Public Utilities	AJA00001										

Public Utilities	AKB00003	B17140	Balboa Park Pipeline Repl Ph II (W)	3	completed	\$7,612,491.33	\$126,605.47	\$858,619.06	\$62,848.17	\$7,970,947.78	(\$358,456.45)
Public Utilities	AKB00003	B17141	Balboa Park Pipeline Repl Ph III (W)	3	completed	\$5,382,593.47	\$900,720.70	\$596,242.97	\$207,973.34	\$5,523,603.29	(\$141,009.82)
Public Utilities	AJA00002	B17150	Pipeline Rehabilitation AR-1	2	completed	\$4,834,691.41	\$0.00	(\$355.16)	\$108,628.26	\$5,090,969.00	(\$256,277.59)
Public Utilities	AJA00002	B17151	Pipeline Rehabilitation AQ-1	7	closed	\$5,918,870.36	\$0.00	\$19,804.46	\$0.00	N/A	N/A
Public Utilities	AKB00003	B17153	AC Water Group 1038	6, 5	released	\$11,797,864.88	\$3,220,826.27	\$205,564.02	\$1,002,516.77	\$13,600,483.71	(\$1,802,618.83)
Public Utilities	AKB00003	B17167	Sewer and AC Water Group 765 (W)	4	completed	\$4,484,658.33	\$0.00	\$165,386.79	\$399,847.99	\$4,498,504.66	(\$13,846.33)
Public Utilities	AKB00003	B17169	Mission Beach Water & Sewer Repl (W)	2	released	\$12,476,301.94	\$46,534.39	\$2,503,386.89	\$215,821.18	\$15,328,331.79	(\$2,852,029.85)
Public Utilities	AJA00001	B17170	Mission Beach Water & Sewer Repl (s)	2	released	\$2,727,257.17	\$744,366.65	\$384,131.51	\$11,502.56	\$2,805,200.25	(\$77,943.08)
Public Utilities	AJA00001	B17176	AC Water & Sewer Group 1042 (S)	6	completed	\$1,241,637.73	\$0.00	\$3,028.71	\$44,439.17	\$1,215,974.65	\$25,663.08
Public Utilities	AKB00003	B17177	AC Water & Sewer Group 1042 (W)	6	completed	\$10,666,153.81	\$52,785.90	\$46,860.16	\$198,312.99	\$10,666,153.81	\$0.00
Public Utilities	AJA00001	B17185	AC Water & Sewer Group 1044 (S)	9	completed	\$590,789.65	\$0.00	\$2,814.84	\$5,942.68	\$613,922.47	(\$23,132.82)
Public Utilities	AKB00003	B17186	AC Water & Sewer Group 1044 (W)	9	completed	\$4,016,513.92	\$0.00	\$10,703.66	\$8,025.02	\$4,101,513.92	(\$85,000.00)
Public Utilities	AJA00001	B17189	Sewer Group 843	8	completed	\$8,899,070.20	\$714,870.79	\$851,192.64	(\$4,154.65)	\$9,069,069.72	(\$169,999.52)
Public Utilities	ALA00001	B17190	Miramar Reservoir Pump Station Improvements	5	released	\$11,481,227.85	\$2,675,899.59	\$4,047,823.44	\$160,589.81	\$13,180,496.36	(\$1,699,268.51)
Public Utilities	AKB00003	B18013	AC Water Group 1039	8, 4	released	\$1,765,393.00	\$236,404.32	\$336,695.30	\$32,700.31	\$24,330,886.23	(\$22,565,493.23)
Public Utilities	AKB00003	B18021	AC Water & Sewer Group 1033 (W)	3, 2	released	\$3,119,734.70	\$806,403.56	\$531,459.01	\$97,752.98	\$27,023,094.81	(\$23,903,360.11)
Public Utilities	AJA00001	B18022	AC Water & Sewer Group 1033 (S)	3, 2	released	\$2,056,987.61	\$494,338.75	\$414,575.99	\$71,401.91	\$18,046,948.70	(\$15,989,961.09)
Public Utilities	AJA00002	B18037	Pipeline Rehabilitation AU-1	7, 2	completed	\$5,205,821.11	\$192,260.47	\$32,566.63	\$99,578.70	\$5,205,820.95	\$0.16
Public Utilities	AJA00002	B18062	PIPELINE REHABILITATION AV-1	9, 4	completed	\$5,156,850.75	\$0.00	\$77,086.39	\$347,372.37	\$4,920,386.34	\$236,464.41
Public Utilities	AJA00001	B18063	Sewer & AC Water Group 1034 (S)	2	released	\$1,171,060.00	\$0.00	\$92,821.11	(\$438.25)	\$6,806,400.00	(\$5,635,340.00)
Public Utilities	AKB00003	B18064	Sewer & AC Water Group 1034 (W)	2	released	\$828,422.38	\$0.00	\$73,806.84	\$4,211.24	\$9,201,600.00	(\$8,373,177.62)
Public Utilities	AJA00001	B18065	Clairemont Mesa West Improv 2 (S)	2	released	\$717,738.82	\$0.00	\$31,451.32	\$50,355.64	\$7,292,700.00	(\$6,574,961.18)
Public Utilities	AJA00001	B18066	AC Water & Sewer Group 1040 (S)	8	released	\$1,280,000.00	\$4,845.69	\$324,583.26	\$140,141.50	\$8,518,207.86	(\$7,238,207.86)
Public Utilities	AKB00003	B18068	AC Water & Sewer Group 1040 (W)	8	released	\$5,021,705.12	\$2,546,534.18	\$435,194.83	\$840,101.94	\$10,573,088.32	(\$5,551,383.20)
Public Utilities	AKB00003	B18071	Sewer & AC Water Group 765A (W)	4	released	\$6,902,501.82	\$3,379,215.29	\$2,830,032.45	(\$490,539.68)	\$10,213,926.06	(\$3,311,424.24)
Public Utilities	AKB00003	B18072	Sewer & AC Water Group 841 (W)	9	completed	\$1,968,077.85	\$1,566.18	\$50,779.25	\$142,979.97	\$1,873,077.81	\$95,000.04
Public Utilities	AJA00001	B18073	Sewer and AC Water Group 765A (S)	4	released	\$10,797,187.85	\$3,684,977.49	\$4,664,581.91	\$70,270.85	\$11,943,917.86	(\$1,146,730.01)
Public Utilities	AKB00003	B18075	Water Group 970 CI	1, 3, 7, 9, 2	completed	\$7,115,188.53	\$0.00	\$42,174.50	\$18,108.52	\$7,115,188.53	\$0.00
Public Utilities	AKB00003	B18077	Water Group 972 CI	3, 8, 7, 9, 4	released	\$1,963,581.50	\$503,217.92	\$554,536.43	\$135,876.89	\$6,078,457.00	(\$4,114,875.50)
Public Utilities	AJA00002	B18085	Pipeline Rehabilitation AP-1a	1	released	\$575,000.00	\$0.00	\$74,412.85	\$79,505.08	\$3,562,000.00	(\$2,987,000.00)
Public Utilities	AKB00003	B18088	AC Water & Sewer Group 1048 (W)	6	released	\$1,292,691.39	\$142,292.94	\$339,919.69	\$16,488.34	\$3,479,753.24	(\$2,187,061.85)
Public Utilities	AKB00003	B18089	AC Water & Sewer Group 1049 (W)	6, 7, 2	released	\$2,120,442.06	\$72,133.77	\$439,924.47	\$6,586.77	\$32,161,275.50	(\$30,040,833.44)
Public Utilities	AKB00003	B18090	AC Water & Sewer Group 1050 (W)	7, 9, 2	released	\$11,640,033.65	\$1,232,710.44	\$2,845,473.09	\$3,585.66	\$11,903,909.75	(\$263,876.10)
Public Utilities	AKB00003	B18091	AC Water & Sewer Group 1051 (W)	7	completed	\$2,126,334.49	\$9,042.29	\$157,380.85	\$73,601.47	\$2,141,334.22	(\$14,999.73)
Public Utilities	AKB00003	B18092	AC Water & Sewer Group 1052 (W)	8, 4	released	\$11,194,377.66	\$2,214,062.96	\$2,825,602.56	\$625,820.30	\$11,407,583.21	(\$213,205.55)
Public Utilities	AKB00003	B18093	AC Water & Sewer Group 1053 (W)	8, 4	released	\$9,260,851.08	\$1,056,157.72	\$1,107,137.25	\$165,470.01	\$9,510,850.58	(\$249,999.50)
Public Utilities	AJA00001	B18094	AC Water & Sewer Group 1050 (S)	7	released	\$4,038,974.57	\$747,733.16	\$1,096,153.00	\$23,875.75	\$4,289,710.28	(\$250,735.71)
Public Utilities	AJA00001	B18095	AC Water & Sewer Group 1048 (S)	6	released	\$8,784,431.91	\$1,620,355.06	\$5,375,367.39	\$379,729.65	\$10,378,406.99	(\$1,593,975.08)
Public Utilities	AJA00001	B18096	AC Water & Sewer Group 1052 (S)	8, 4	released	\$3,975,823.20	\$457,470.59	\$1,373,679.37	\$9,576.87	\$3,973,471.18	\$2,352.02
Public Utilities	AJA00001	B18097	AC Water & Sewer Group 1049 (S)	6, 7	released	\$1,223,898.18	\$22,625.15	\$314,242.70	\$24,944.20	\$6,018,031.72	(\$4,794,133.54)
Public Utilities	AJA00001	B18098	AC Water & Sewer Group 1051 (S)	7	completed	\$1,656,374.32	\$82,878.41	\$49,257.74	\$114,624.58	\$1,671,374.49	(\$15,000.17)
Public Utilities	AJA00001	B18099	AC Water & Sewer Group 1053 (S)	8, 4	released	\$6,694,791.33	\$958,484.20	\$930,599.62	\$218,570.55	\$6,944,790.50	(\$249,999.17)
Public Utilities	AKB00003	B18104	Alvarado TS Water Main Relocations	7	released	\$600,000.00	\$0.00	\$3,386.69	\$50,574.48	\$10,903,273.00	(\$10,303,273.00)
Public Utilities	AKB00003	B18107	AC Water & Sewer Group 1054 (W)	9, 4	released	\$359,000.00	\$26,248.86	\$18,306.78	\$47,740.43	\$4,790,187.00	(\$4,431,187.00)
Public Utilities	AJA00001	B18108	AC Water and Sewer Group 1054 (S)	9, 4	released	\$362,200.00	\$60,466.99	\$27,788.53	\$32,173.05	\$5,158,036.00	(\$4,795,836.00)
Public Utilities	AJA00001	B18111	Sewer & AC Water Group 1037 (S)	3	released	\$700,000.00	\$0.00	\$84,369.60	(\$12,394.63)	\$7,163,400.00	(\$6,463,400.00)
Public Utilities	AJA00001	B18112	Sewer & AC Water Group 1055 (S)	3	released	\$995,000.00	\$83,080.88	\$310,742.81	\$11,283.35	\$6,646,500.00	(\$5,651,500.00)
Public Utilities	AKB00003	B18113	Sewer & AC Water Group 786 (W)	1	completed	\$1,417,967.09	\$0.00	\$2,817.86	\$22,622.30	\$1,417,967.09	\$0.00
Public Utilities	AKB00003	B18114	Sewer & AC Water Group 1037 (W)	3	released	\$490,130.00	\$0.00	\$59,601.56	\$617.94	\$2,367,822.00	(\$1,877,692.00)
Public Utilities	AKB00003	B18115	Sewer & AC Water Group 1055 (W)	3	released	\$737,155.84	\$48,793.54	\$248,849.84	\$2,265.46	\$3,725,900.00	(\$2,988,744.16)
Public Utilities	AJA00002	B18120	Pipeline Rehabilitation AW-1	7	closed	\$4,217,100.66	\$0.00	\$18,477.25	\$0.00	N/A	N/A
Public Utilities	AKB00003	B18121	AC Water & Sewer Group 1036 (W)	1, 9	completed	\$6,252,998.25	\$224,572.77	\$1,103,921.41	(\$212,750.22)	\$6,547,904.56	(\$294,906.31)
Public Utilities	AJA00001	B18123	AC Water & Sewer Group 1036 (S)	1, 9	completed	\$2,193,981.36	\$93,586.64	\$343,375.84	(\$33,699.07)	\$2,214,577.15	(\$20,595.79)
Public Utilities	AKB00003	B18181	AC Water & Sewer Group 1056 (W)	7	completed	\$11,209,959.59	\$33,905.78	\$1,786,210.43	(\$12,586.77)	\$11,509,960.42	(\$300,000.83)
Public Utilities	AJA00001	B18182	AC Water & Sewer Group 1056 (S)	7	completed	\$737,424.74	\$132,683.33	\$86,106.43	\$15,642.28	\$749,030.07	(\$11,605.33)
Public Utilities	AJA00001	B18183	Accelerated Sewer Referral Group 847	1, 3, 7, 9, 2, 4	released	\$936,824.02	\$0.00	\$339,284.25	(\$6,290.68)	\$4,035,067.32	(\$3,098,243.30)
Public Utilities	AJA00002	B18185	Accelerated Pipeline Rehab Ref Group 846	1, 3, 6, 8, 7, 9, 2, 4	completed	\$2,086,965.04	\$309,891.08	\$26,603.11	\$17,899.64	\$2,192,298.94	(\$105,333.90)
Public Utilities	AJA00001	B18191	Sewer & AC Water Group 1058 (S)	1, 2	released	\$680,000.00	\$0.00	\$89,634.67	(\$167.60)	\$5,887,767.00	(\$5,207,767.00)
Public Utilities	AKB00003	B18193	Sewer & AC Water Group 1058 (W)	1	released	\$540,000.00	\$0.00	\$60,343.44	\$2,067.36	\$2,171,398.00	(\$1,631,398.00)
Public Utilities	AJA00001	B18194	AC Water & Sewer Group 1057 (S)	1	released	\$660,000.00	\$0.00	\$105,016.66	\$97,228.44	\$3,491,100.00	(\$2,831,100.00)
Public Utilities	AKB00003	B18195	AC Water & Sewer Group 1057 (W)	1	released	\$597,780.00	\$0.00	\$182,209.55	\$94,750.78	\$7,997,600.00	(\$7,399,820.00)
Public Utilities	AKB00003	B18196	AC Water Group 1059	6	closed	\$3,479,794.07	\$0.00	\$558.93	\$0.00	N/A	N/A
Public Utilities	AKB00003	B18197	Talmdage AC Water Main Replacement	9	completed	\$2,797,832.99	\$0.00	\$84,355.40	\$44,756.82	\$2,822,832.99	(\$25,000.00)
Public Utilities	AKB00003	B18200	Clairemont Mesa E Improv 1 (W)	2	completed	\$7,266,600.13	\$485,222.03	\$2,091,190.87	\$183,849.48	\$7,115,160.42	\$151,439.71
Public Utilities	AJA00001	B18202	Clairemont Mesa E Improv 1 (S)	2	completed	\$3,908,376.34	\$441,130.09	\$645,674.40	\$12,791.80	\$4,088,359.72	(\$179,983.38)
Public Utilities	AJA00002	B18203	PIPELINE REHABILITATION AX-1	4	completed	\$4,336,400.80	\$399,123.38	\$99,255.06	\$113,382.13	\$4,336,400.00	\$0.80
Public Utilities	AJA00001	B18204	Scripps Ranch Improv 1 (S)	6	released	\$3,112,477.75	\$19,842.35	\$1,315,886.48	\$97,844.29	\$3,112,477.75	\$0.00
Public Utilities	AJA00001	B18206	Encanto Improv 1 (S)	4	released	\$7,451,382.69	\$4,452,863.00	\$1,715,062.73	\$452,650.80	\$11,006,507.57	(\$3,555,124.88)
Public Utilities	AKB00003	B18208	Scripps Ranch Improv 1 (W)	6, 5	released	\$5,696,877.87	\$458,130.22	\$2,815,252.09	\$480,271.58	\$6,910,476.30	(\$1,213,598.43)
Public Utilities	AKB00003	B18209	Encanto Improv 1 (W)	4	released	\$9,836,888.71	\$6,192,745.39	\$1,871,680.22	\$1,044,683.84	\$15,271,486.64	(\$5,434,597.93)
Public Utilities	AKB00003	B18210	Lincoln Park Improvement 1 (W)	4	released	\$953,987.20	\$0.00	\$172,165.88	\$195,972.84	\$3,670,387.20	(\$2,716,400.00)
Public Utilities	AJA00001	B18211	Lincoln Park Improvement 1 (S)	4	released	\$965,495.00	\$0.00	\$76,570.18	\$186,441.55	\$3,480,507.80	(\$2,515,012.80)
Public Utilities	AJA00002</										

Public Utilities	AKB00003	B19028	Morena Improv 1 (W)	7	released	\$6,343,190.88	\$4,322,325.72	\$1,488,147.08	(\$111,141.64)	\$6,592,256.95	(\$249,066.07)
Public Utilities	AJA00001	B19033	Hillcrest Improv 1 (S)	3	released	\$1,029,366.00	\$210,762.50	\$191,864.26	\$158,571.48	\$6,656,940.00	(\$5,627,574.00)
Public Utilities	AKB00003	B19034	Hillcrest Improv 1 (W)	3	released	\$734,197.02	\$90,024.40	\$282,348.17	\$34,520.41	\$4,035,250.00	(\$3,301,052.98)
Public Utilities	AJA00001	B19035	Encanto Improv 2 (S)	4	released	\$1,279,842.17	\$294,690.51	\$346,520.39	\$51,559.46	\$20,176,874.31	(\$18,897,032.14)
Public Utilities	AJA00001	B19063	Accelerated Sewer Referral Group 851	1, 3, 6, 8, 5, 9, 2	released	\$4,362,480.02	\$455,859.46	\$2,975,362.39	(\$15,594.76)	\$7,456,070.00	(\$3,093,589.98)
Public Utilities	AJA00001	B19064	Accelerated Sewer Referral Group 852	3, 6, 8, 7, 5, 2, 4	released	\$1,489,215.00	\$242,381.75	\$165,800.70	\$123,665.76	\$2,609,600.00	(\$1,120,385.00)
Public Utilities	AKB00003	B19065	Encanto Improv 2 (W)	4	released	\$595,740.00	\$0.00	\$228,115.18	\$15,007.84	\$11,200,853.00	(\$10,605,113.00)
Public Utilities	ABO00001	B19066	SBWRP Variable Frequency Drive Repl	8	released	\$1,090,189.37	\$76,595.87	\$72,618.18	\$24,601.03	\$1,090,189.37	\$0.00
Public Utilities	AJA00001	B19082	Allied Gardens Improv 1 (S)	7	released	\$593,424.00	\$104,016.42	\$63,275.17	\$60,202.11	\$5,617,100.00	(\$5,023,676.00)
Public Utilities	AKB00003	B19083	Allied Gardens Improv 1 (W)	7	released	\$594,636.00	\$464.38	\$198,769.15	\$24,266.49	\$6,529,300.00	(\$5,934,664.00)
Public Utilities	AKB00003	B19086	University City Improv 1 (W)	6	released	\$8,910,860.34	\$7,307,723.86	\$164,556.89	\$911,669.14	\$10,989,974.45	(\$2,079,114.11)
Public Utilities	AJA00001	B19087	University City Improv 1 (S)	6	released	\$5,805,718.89	\$4,871,386.57	\$178,371.59	\$133,111.52	\$7,426,456.96	(\$1,620,738.07)
Public Utilities	AJA00001	B19088	Bay Ho Improv 1 (S)	2	completed	\$4,651,016.70	\$148,584.10	\$171,720.41	\$42,954.26	\$4,591,016.70	\$60,000.00
Public Utilities	AKB00003	B19093	Rancho Penasquitos Improv 1(W)	5	completed	\$7,213,376.06	\$1,185,782.68	\$115,173.35	\$2,115,582.81	\$7,221,257.02	(\$7,880.96)
Public Utilities	AJA00001	B19097	Accelerated MH Referral Group 1	1, 3, 6, 8, 7, 5, 9, 2	completed	\$1,997,618.43	\$175,664.20	\$463,541.99	\$12,186.16	\$2,047,033.00	(\$49,414.57)
Public Utilities	ABO00001	B19099	Miramar Reservoir PS New Generator & Upg	5	released	\$7,145,095.16	\$3,077,859.47	\$2,663,218.57	(\$579,978.12)	\$7,564,094.41	(\$418,999.25)
Public Utilities	AJA00001	B19104	Bay Ho Improv 2(S)	2	released	\$4,232,641.88	\$67,634.51	\$246,696.77	\$2,540,983.58	\$17,659,302.09	(\$13,426,660.21)
Public Utilities	AJA00001	B19105	La Jolla Improv 2 (S)	1	released	\$2,885,337.46	\$103,496.95	\$2,045,517.39	\$38,034.88	\$5,815,175.56	(\$2,929,838.10)
Public Utilities	AKB00003	B19106	Bay Ho Improv 2 (W)	2	released	\$2,890,963.63	\$0.00	\$149,268.42	\$1,962,205.05	\$7,463,252.39	(\$4,572,288.76)
Public Utilities	AKB00003	B19117	La Jolla Improv 2 (W)	1	released	\$5,531,734.09	\$1,607,914.27	\$2,576,063.61	\$419,364.94	\$11,412,764.31	(\$5,881,030.22)
Public Utilities	AKB00003	B19119	AC Water & Sewer Group 1054A (W)	9, 4	released	\$430,000.00	\$0.00	\$83,803.99	\$80,198.02	\$2,903,700.00	(\$2,473,700.00)
Public Utilities	AKB00003	B19120	La Jolla Improv 1 (W)	1	released	\$4,162,934.74	\$17,619.12	\$286,296.69	\$3,008,399.15	\$11,729,722.20	(\$7,566,787.46)
Public Utilities	AJA00001	B19121	AC Water & Sewer Group 1054A (S)	9, 4	released	\$200,000.00	\$0.00	\$28,897.93	\$53,255.49	\$1,576,600.00	(\$1,376,600.00)
Public Utilities	AKB00003	B19134	Bay Ho Improv 3 (W)	2	released	\$8,253,917.44	\$5,345,811.66	\$1,094,163.11	\$1,313,429.97	\$9,550,407.31	(\$1,296,489.87)
Public Utilities	AKB00003	B19135	Lake Murray Improv 2 (W)	7	released	\$11,897,247.39	\$894,083.16	\$8,695,817.99	\$1,050,177.85	\$14,814,968.91	(\$2,917,721.52)
Public Utilities	AJA00001	B19136	Bay Ho Improv 3 (S)	2	released	\$4,621,552.00	\$1,815,968.33	\$2,199,592.07	\$338,102.14	\$5,083,061.99	(\$461,509.99)
Public Utilities	AJA00001	B19138	Sewer Group 1039	8	released	\$1,398,653.00	\$114,532.28	\$266,483.54	\$48,616.01	\$14,505,259.31	(\$13,106,606.31)
Public Utilities	AJA00001	B19139	Redwood Village/Rolando Park Improv 1(S)	9	released	\$4,708,456.06	\$2,985,748.73	\$191,711.64	\$812,170.44	\$9,839,379.27	(\$5,130,923.21)
Public Utilities	AJA00001	B19140	Lake Murray Improv 2 (S)	7	released	\$802,518.31	\$366,994.06	\$105,898.62	\$38,079.31	\$833,117.10	(\$30,598.79)
Public Utilities	AKB00003	B19141	Redwood Village/Rolando Park Improv 1(W)	9	released	\$641,933.99	\$0.00	\$112,577.73	\$14,227.47	\$8,351,274.05	(\$7,709,340.06)
Public Utilities	AKB00003	B19142	Pacific Beach Improv 1 (W)	1	released	\$1,477,534.00	\$108,211.55	\$346,952.07	(\$14,204.17)	\$8,700,512.00	(\$7,222,978.00)
Public Utilities	AJA00002	B19145	Sewer Rehab 1051A	7	completed	\$1,172,261.72	\$160,311.31	\$31,217.07	\$123,328.92	\$1,172,260.68	\$1.04
Public Utilities	AKB00003	B19148	College West Improv 1 (W)	9	released	\$692,569.88	\$0.00	\$122,368.03	\$8,799.73	\$4,234,000.00	(\$3,541,430.12)
Public Utilities	AKB00003	B19149	College West Improv 2 (W)	9	released	\$494,252.41	\$0.00	(\$23,278.28)	\$61,943.84	\$2,940,700.00	(\$2,446,447.59)
Public Utilities	AJA00001	B19152	College West Improv 1 (S)	9	released	\$931,768.68	\$0.00	\$126,267.31	\$8,966.37	\$11,636,400.00	(\$10,704,631.32)
Public Utilities	AJA00001	B19153	College West Improv 2 (S)	9	released	\$688,261.27	\$0.00	\$126,538.04	\$2,688.36	\$7,188,500.00	(\$6,500,238.73)
Public Utilities	AJA00001	B19155	Sewer & AC Water Group 793A (S)	8	released	\$1,042,873.40	\$81,264.29	\$234,852.32	\$55,727.31	\$16,310,484.72	(\$15,267,611.32)
Public Utilities	AKB00003	B19160	Sewer & AC Water Group 793A (W)	8	released	\$703,744.51	\$0.00	\$157,469.29	\$4,155.91	\$12,636,033.40	(\$11,932,288.89)
Public Utilities	AKB00003	B19166	AC Water and Sewer Group 1052A (W)	8, 4	released	\$7,965,041.19	\$441,984.76	\$3,445,875.16	\$220,372.81	\$7,965,041.19	\$0.00
Public Utilities	AJA00001	B19169	AC Water & Sewer Group 1052A (S)	8, 4	released	\$3,312,313.86	\$243,175.22	\$673,525.09	\$26,915.76	\$3,312,313.86	\$0.00
Public Utilities	AJA00001	B19189	Allied Gardens Improv 2 (S)	7	released	\$131,000.00	\$0.00	\$24,226.75	\$10,846.85	\$2,679,400.00	(\$2,548,400.00)
Public Utilities	AKB00003	B19190	Allied Gardens Improv 2 (W)	7	released	\$100,000.00	\$0.00	\$8,018.35	\$32,401.39	\$1,167,000.00	(\$1,067,000.00)
Public Utilities	AKB00003	B19194	Redwood Village/Rolando Park Improv 2(W)	9, 4	released	\$4,061,133.92	\$2,000,000.00	\$278,944.00	\$1,071,781.59	\$15,216,794.57	(\$11,155,660.65)
Public Utilities	AKB00003	B19196	Mission Valley West Improv 1 (W)	3	released	\$1,281,485.80	\$55,182.50	\$144,123.05	\$24,657.03	\$13,454,279.00	(\$12,172,793.20)
Public Utilities	ABO00001	B19197	STORM DRAIN DIVERSION AT THE MBC	6	released	\$9,164,551.97	\$2,336,218.20	\$4,688,200.65	\$199,885.36	\$9,664,551.94	(\$499,999.97)
Public Utilities	AKB00003	B19199	AC Water Group 1023A	3	released	\$253,360.00	\$0.00	\$43,046.55	\$156,463.85	\$996,000.00	(\$742,640.00)
Public Utilities	AJA00002	B19201	Pipeline Rehabilitation BB-1	7, 2	completed	\$5,443,507.95	\$98,754.54	\$40,019.74	\$90,527.86	\$5,738,200.00	(\$294,692.05)
Public Utilities	AKB00003	B19202	Bay Ho Improv 2A (W)	2	closed	\$3,602,721.14	\$0.00	\$222.96	\$0.00	N/A	N/A
Public Utilities	AJA00001	B19204	AC Water & Sewer Group 1023B (S)	3	released	\$802,489.47	\$161,275.32	\$175,283.61	\$165,403.60	\$826,959.74	(\$24,470.27)
Public Utilities	AKB00003	B19205	AC Water and Sewer Group 1023B (W)	3	released	\$3,421,480.66	\$1,214,040.85	\$1,773,985.13	(\$4,157.36)	\$3,920,724.23	(\$499,243.57)
Public Utilities	AJA00001	B19206	Mission Valley West Improv 1 (S)	3	released	\$420,708.99	\$3,518.05	\$43,235.90	\$10,634.94	\$1,753,057.21	(\$1,332,348.22)
Public Utilities	AKB00003	B19210	Eugene PL & Raymond St Water Replacement	2	completed	\$454,932.18	\$0.00	\$1,990.72	\$4,655.07	\$454,932.39	(\$0.21)
Public Utilities	ABO00001	B20001	STORM WATER DIVERSION AT THE PLWTP	9	released	\$2,490,168.00	\$212,850.69	\$671,185.01	\$1,371.94	\$12,922,725.00	(\$10,432,557.00)
Public Utilities	ABO00001	B20002	STORM WATER DIVERSION AT THE SBWRP	8	released	\$5,384,660.23	\$890,484.74	\$2,603,948.47	\$387,077.32	\$5,972,542.41	(\$587,882.18)
Public Utilities	AJA00001	B20004	Clairemont Mesa East Improv 2 (S)	2	released	\$1,547,937.33	\$289,094.76	\$721,633.88	\$164,879.85	\$1,589,103.93	(\$41,166.60)
Public Utilities	AKB00003	B20005	Clairemont Mesa East Improv 2 (W)	2	released	\$11,666,227.08	\$4,822,398.17	\$4,719,825.80	\$1,050,404.54	\$17,281,814.92	(\$5,615,587.84)
Public Utilities	AJA00001	B20007	Bay Park Improv 2 (S)	2	released	\$529,699.54	\$0.00	\$96,032.01	\$8,836.22	\$8,332,300.00	(\$7,802,600.46)
Public Utilities	AJA00001	B20008	Colina Del Sol Improv 1 (S)	9	released	\$1,592,260.16	\$295,188.33	\$513,015.77	\$114,124.27	\$13,261,296.00	(\$11,669,035.84)
Public Utilities	AKB00003	B20009	Bay Park Improv 2 (W)	2	released	\$615,085.46	\$0.00	\$85,392.56	\$55,468.18	\$8,439,200.00	(\$7,824,114.54)
Public Utilities	AKB00003	B20010	Colina Del Sol Improv 1 (W)	9	released	\$1,326,094.94	\$248,710.86	\$346,519.13	\$174,622.40	\$9,919,413.00	(\$8,593,318.06)
Public Utilities	AJA00002	B20014	Pipeline Rehabilitation BA-1	7	released	\$4,739,250.68	\$78,553.55	\$642,303.52	\$311,539.42	\$4,739,250.36	\$0.32
Public Utilities	AKA00003	B20015	Miramar Valves Replacement	5	released	\$1,600,000.00	\$825,284.04	\$115,151.85	\$260,822.85	\$1,600,000.00	\$0.00
Public Utilities	AKB00003	B20023	La Jolla Improv 3 (W)	1	released	\$949,670.00	\$3,854.42	\$144,006.65	\$48,813.25	\$5,052,647.00	(\$4,102,977.00)
Public Utilities	AJA00001	B20024	Paradise Hills Improv 1 (S)	4	released	\$7,047,255.41	\$1,411,519.43	\$4,672,912.76	\$337,826.81	\$7,326,077.23	(\$278,821.82)
Public Utilities	AKB00003	B20025	Paradise Hills Improv 1 (W)	4	released	\$3,485,396.39	\$1,872,366.01	\$664,857.54	\$484,558.53	\$3,602,399.94	(\$117,003.55)
Public Utilities	AJA00001	B20026	Clairemont Mesa East Improv 3 (S)	2	released	\$3,472,232.67	\$2,522,617.92	\$234,075.72	\$115,065.17	\$4,497,748.67	(\$1,025,516.00)
Public Utilities	AJA00001	B20027	Bay Terraces Improv 1 (S)	4	released	\$3,937,296.68	\$1,649,638.76	\$1,315,170.10	\$285,435.33	\$3,997,391.30	(\$60,094.62)
Public Utilities	AJA00001	B20028	Stockton Improv 1 (S)	8, 9	released	\$865,498.04	\$0.00	\$112,702.07	\$26,693.32	\$12,307,600.00	(\$11,442,101.96)
Public Utilities	AKB00003	B20029	Bay Terraces Improv 1 (W)	4	released	\$8,322,676.29	\$3,840,357.63	\$561,354.95	\$3,098,447.99	\$8,636,503.59	(\$313,827.30)
Public Utilities	AKB00003	B20030	Stockton Improv 1 (W)	8, 9	released	\$302,526.55	\$0.00	\$54,557.96	\$3,906.12	\$1,553,900.00	(\$1,251,373.45)
Public Utilities	AKB00003	B20032	Clairemont Mesa West Improv 1 (W)	2	released	\$880,941.31	\$66,411.36	\$604,418.01	\$47,870.12	\$880,941.31	\$0.00
Public Utilities	AJA00001	B20033	Clairemont Mesa West Improv 1 (S)	2	released	\$5,305,058.94	\$424,427.43	\$4,006,959.22	\$29,200.47	\$5,832,134.61	(\$527,075.67)
Public Utilities	AJA00001	B20034	Clairemont Mesa East Improv 4 (S)	2	released	\$1,278,405.00	\$0.00	\$			

Public Utilities	AKB00003	B20044	Corridor Improv 2 (W)	9	released	\$3,188,082.97	\$1,518,535.88	\$900,219.58	\$18,165.72	\$15,472,480.32	(\$12,284,397.35)
Public Utilities	AKB00003	B20047	Stockton Improv 2 (W)	9	released	\$589,452.91	\$0.00	\$66,704.70	\$8,221.99	\$7,266,600.00	(\$6,677,147.09)
Public Utilities	AJA00001	B20048	Stockton Improv 2 (S)	8, 9	released	\$401,415.66	\$0.00	\$66,815.13	\$9,169.15	\$7,072,400.00	(\$6,670,984.34)
Public Utilities	AJA00001	B20069	Kensington Improvements 1 (S)	9	released	\$1,089,639.72	\$174,787.81	\$562,320.66	\$33,146.60	\$5,393,020.00	(\$4,303,380.28)
Public Utilities	AJA00001	B20071	Egger Highland Improvements 1 (S)	8	released	\$7,381,858.48	\$5,524,513.55	\$909,158.47	\$259,341.79	\$14,596,190.15	(\$7,214,331.67)
Public Utilities	AKA00003	B20072	Kearny Mesa Pipeline Manway	1	completed	\$1,246,601.54	\$0.00	\$42,983.46	\$1,177,425.26	\$69,176.28	\$69,176.28
Public Utilities	AKB00003	B20084	College West Improvements 3 (W)	9	released	\$245,000.00	\$0.00	\$32,959.99	\$26,056.25	\$2,536,000.00	(\$2,291,000.00)
Public Utilities	AJA00001	B20085	College West Improvements 3 (S)	9	released	\$370,000.00	\$0.00	\$81,502.87	\$8,181.75	\$11,509,000.00	(\$11,139,000.00)
Public Utilities	AJA00001	B20094	Nestor Improv 1 (S)	8	released	\$1,504,998.59	\$0.00	\$220,864.47	\$285,366.72	\$8,757,700.00	(\$7,252,701.41)
Public Utilities	AKB00003	B20100	Allied Gardens Improve 3 (W)	7	released	\$860,000.00	\$14,250.00	\$308,626.83	\$165,308.43	\$8,298,294.25	(\$7,438,294.25)
Public Utilities	AJA00001	B20101	Allied Gardens Improve 3 (S)	7	released	\$700,000.00	\$14,250.00	\$289,171.19	(\$4,296.03)	\$7,133,559.24	(\$6,433,559.24)
Public Utilities	AKB00003	B20102	El Cerrito Improv 1 (W)	9	released	\$779,214.00	\$32,259.03	\$368,127.61	\$98,479.27	\$5,135,514.00	(\$4,356,300.00)
Public Utilities	AJA00001	B20103	El Cerrito Improv 1 (S)	9	released	\$1,595,923.40	\$981,039.67	\$380,977.52	(\$116,949.91)	\$10,731,723.00	(\$9,135,799.60)
Public Utilities	ABO00001	B20121	Metro Biosolids Ctr Gas Detection Syst Replacement	6	released	\$5,691,771.50	\$1,736,021.92	\$3,072,071.80	\$128,128.02	\$5,991,771.50	(\$300,000.00)
Public Utilities	ABO00001	B20122	SBWRP Reverse Osmosis System	8	released	\$2,188,384.00	\$291,087.24	\$760,241.85	\$197,040.24	\$25,869,426.00	(\$23,681,042.00)
Public Utilities	ABJ00001	B20123	Gateway Hills Pump Station	5	released	\$1,339,935.75	\$547,335.07	\$352,257.73	\$1,551.57	\$5,779,000.00	(\$4,439,064.25)
Public Utilities	AKB00003	B20125	East Village Improvements 1 (water)	3	released	\$230,000.00	\$0.00	\$36,753.89	\$18,026.94	\$1,704,529.00	(\$1,474,529.00)
Public Utilities	AKB00003	B20126	Rolando Improvements 1 (water)	9	completed	\$4,963,976.92	\$176,270.29	\$81,432.75	\$296,293.25	\$4,963,977.00	(\$0.08)
Public Utilities	AKB00003	B20127	Valencia Park Improvements 1 (water)	4	released	\$937,716.76	\$0.00	\$83,198.94	\$337,524.94	\$5,983,151.15	(\$5,045,434.39)
Public Utilities	AKB00003	B20128	Morena Improvements 2 (water)	3, 7	released	\$975,000.00	\$3,690.85	\$141,384.35	\$57,188.60	\$8,533,100.00	(\$7,558,100.00)
Public Utilities	AKB00003	B20129	Old Town Improvements 1 (water)	3, 2	released	\$5,991,367.33	\$2,177,870.76	\$2,402,089.59	\$566,932.94	\$6,251,567.95	(\$260,200.62)
Public Utilities	AJA00001	B20131	Valencia Park Improvements 1 (sewer)	4	released	\$1,802,251.61	\$0.00	\$202,096.13	\$863,172.84	\$13,583,987.59	(\$11,781,735.98)
Public Utilities	AJA00001	B20132	Valencia Park Improvements 2 (sewer)	4	released	\$524,000.00	\$0.00	\$99,442.95	\$69,278.25	\$9,187,500.00	(\$8,663,500.00)
Public Utilities	AJA00001	B20133	Morena Improvements 2 (sewer)	7, 2	released	\$470,000.00	\$755.96	\$95,056.39	\$566.93	\$2,984,100.00	(\$2,514,100.00)
Public Utilities	AJA00001	B20134	East Village Improvements 1 (S)	3	released	\$200,000.00	\$0.00	\$42,156.25	(\$8,099.40)	\$5,836,300.00	(\$5,636,300.00)
Public Utilities	AKB00003	B20135	Valencia Park Improvements 2 (water)	4	released	\$480,000.00	\$0.00	\$85,385.03	\$82,966.78	\$6,155,600.00	(\$5,675,600.00)
Public Utilities	ABO00001	B20137	PLWTP Scum Injection Concentrators Improvements	2	released	\$1,910,497.44	\$469,125.61	\$77,779.53	\$1,059,474.18	\$3,357,302.00	(\$1,446,804.56)
Public Utilities	ABO00001	B20148	NCWRP - Chiller Replacement	6	released	\$1,116,120.90	\$64,482.62	\$134,415.79	\$538,021.87	\$3,705,120.86	(\$2,588,999.96)
Public Utilities	AJA00001	B20149	Mountain View Improvements 1 (S)	9	released	\$411,599.56	\$31,059.50	\$132,716.55	\$43,840.17	\$715,799.00	(\$304,199.44)
Public Utilities	ABP00002	B21001	Penasquitos Pump Station Oxygenation System	5	released	\$6,525,085.00	\$4,066,783.11	\$1,026,636.07	\$175,469.33	\$6,989,303.00	(\$464,218.00)
Public Utilities	AKB00003	B21002	University Ave (Aragon St-69th St) Water Main Repl	9	completed	\$465,768.00	\$32,790.98	\$587.58	\$144,544.93	\$432,976.55	\$32,791.45
Public Utilities	AJA00002	B21003	Tierrasanta Improvements 1 (sewer)	7	completed	\$2,577,078.00	\$28.58	\$122,733.10	\$103,357.86	\$3,590,000.00	(\$1,012,922.00)
Public Utilities	AJA00001	B21022	Del Mar Heights Improvements 1 (sewer)	1	released	\$446,465.00	\$0.00	\$20,039.48	\$38,899.89	\$9,148,728.00	(\$8,702,263.00)
Public Utilities	AKB00003	B21023	Del Mar Heights Improvements 1 (water)	1	released	\$325,000.00	\$0.00	\$17,319.63	\$60,402.29	\$6,260,416.00	(\$5,935,416.00)
Public Utilities	AKB00003	B21024	Oak Park Improvements 1 (water)	4	completed	\$1,407,772.00	\$0.00	\$70,872.85	\$171,466.31	\$1,407,772.00	\$0.00
Public Utilities	AJA00001	B21026	North Park Improvements 1 (sewer)	3	released	\$658,000.00	\$0.00	\$10,285.54	\$182,418.98	\$10,542,000.00	(\$9,884,000.00)
Public Utilities	AKB00003	B21027	North Park Improvements 1 (water)	3	released	\$265,000.00	\$0.00	\$6,975.94	\$18,327.56	\$2,439,000.00	(\$2,174,000.00)
Public Utilities	AJA00001	B21028	College East Improvements 1 (sewer)	9	released	\$488,311.11	\$0.00	\$75,715.11	\$1,498.85	\$10,251,000.00	(\$9,762,688.89)
Public Utilities	AKB00003	B21029	College East Improvements 1 (water)	9	released	\$270,145.89	\$0.00	\$23,210.83	\$13,753.45	\$4,662,100.00	(\$4,391,954.11)
Public Utilities	AJA00001	B21031	Rolando Improvements 2 (sewer)	9	released	\$681,384.78	\$0.00	\$96,918.76	\$25,366.45	\$21,472,580.87	(\$20,791,196.09)
Public Utilities	AKB00003	B21033	Rolando Improvements 2 (water)	9	released	\$461,612.06	\$0.00	\$83,169.77	\$8,411.28	\$11,152,545.12	(\$10,690,933.06)
Public Utilities	ATT00002	B21034	Pump Station 2 DCS Upgrades	1, 2, 3, 4, 5, 6, 7, 8, 9	completed	\$408,368.00	\$11,877.08	\$82,831.26	\$0.00	Not in P6	Not in P6
Public Utilities	AJA00002	B21043	Mira Mesa Improvements 1 (sewer)	6	completed	\$2,692,187.02	\$527,238.60	\$1,663,053.72	\$96,460.48	\$2,784,403.02	(\$92,216.00)
Public Utilities	AJA00002	B21044	University City Improvements 2 (sewer)	6	released	\$5,131,400.00	\$4,011,810.17	\$221,645.82	\$447,226.83	\$9,111,375.68	(\$3,979,975.68)
Public Utilities	AJA00002	B21045	Torrey Pines Improvements 1 (sewer)	1	released	\$515,000.00	\$0.00	\$276,097.46	\$3,649.21	\$3,102,647.00	(\$2,587,647.00)
Public Utilities	AJA00001	B21046	Golden Hill Improvements 1 (sewer)	3, 9	released	\$1,628,838.25	\$0.00	\$12,029.41	\$1,316,176.17	\$7,552,718.25	(\$5,923,880.00)
Public Utilities	AKB00003	B21047	Golden Hill Improvements 1 (water)	3	released	\$1,415,073.75	\$0.00	\$9,917.49	\$1,081,582.07	\$5,363,923.75	(\$3,948,850.00)
Public Utilities	AJA00001	B21048	Normal Heights Improvements 1 (sewer)	9	released	\$432,000.00	\$0.00	\$168,872.90	(\$8,374.88)	\$4,149,799.00	(\$3,717,799.00)
Public Utilities	AKB00003	B21049	Normal Heights Improvements 1 (water)	9	released	\$701,011.70	\$0.00	\$143,316.58	\$3,908.72	\$27,689,811.00	(\$26,988,799.30)
Public Utilities	ABIO0001	B21053	Otay WTP Raw Water Pump Station Slope Restoration	8	released	\$1,490,000.00	\$810,707.75	\$295,206.09	\$32,554.27	\$10,323,033.00	(\$8,833,033.00)
Public Utilities	ABIO0001	B21054	Alvarado WTP Basins Baffle Wall Doors	7	completed	\$290,515.00	\$0.00	\$30,637.06	\$14,900.53	\$290,515.33	(\$0.33)
Public Utilities	AKB00003	B21055	Asbestos Cement Water Group 1027A	3	released	\$3,834,543.25	\$814,079.89	\$2,274,934.79	(\$194,402.04)	\$4,327,986.97	(\$493,443.72)
Public Utilities	AKB00003	B21056	Morena Improvements 3 (w)	7	completed	\$1,603,949.70	\$0.00	\$64,088.34	\$135,694.10	\$1,504,094.19	\$99,855.51
Public Utilities	ALA00001	B21058	PWP North City Pure Water Facility Package 2	6	released	\$444,312,982.98	\$108,369,749.46	\$96,539,102.62	(\$3,210,806.03)	\$474,693,468.88	(\$30,380,485.90)
Public Utilities	ALA00001	B21059	PWP No City Wtr Rec Plant Flow Equalization Basin	6	released	\$17,618,817.32	\$9,042,092.13	\$3,427,580.43	(\$53,247.01)	\$18,885,683.71	(\$1,266,866.39)
Public Utilities	ALA00001	B21060	PWP North City Water Reclamation Plant Expansion	6	released	\$180,866,140.10	\$64,637,311.01	\$40,416,667.17	(\$866,146.59)	\$196,189,738.69	(\$15,323,598.59)
Public Utilities	ALA00001	B21061	PWP Morena Wastewater Pump Station	3, 7	released	\$163,681,020.58	\$36,214,818.99	\$34,932,295.48	\$1,302,013.26	\$179,844,778.06	(\$16,163,757.48)
Public Utilities	AJA00001	B21064	Morena Improvements 3 (s)	7	released	\$600,000.00	\$0.00	\$38,569.14	\$488,557.70	\$1,421,911.00	(\$821,911.00)
Public Utilities	S22013	B21067	Dams & Reservoirs Security Improvements	8, 7, 5	released	\$5,996,860.00	\$987,101.31	\$773,198.90	\$2,897,723.06	\$27,300,000.00	(\$21,303,140.00)
Public Utilities	ABT00003	B21068	Solar Implementation @ Chollas Building A & B	4	released	\$1,249,104.00	\$674,482.04	\$306,466.99	\$149,501.32	\$1,663,000.00	(\$413,896.00)
Public Utilities	ABT00003	B21069	Solar Implementation @ Emp Trng Dev Ctr Building	7	released	\$2,184,000.00	\$1,168,503.98	\$458,868.20	\$460,655.85	\$2,184,000.00	\$0.00
Public Utilities	ABT00003	B21070	Solar Implementation @ EMTS Lab Building	2	released	\$359,200.00	\$120,863.71	\$101,139.80	\$18,163.40	\$4,128,739.50	(\$3,769,539.50)
Public Utilities	AJA00001	B21071	Mount Hope Improvements 1 (sewer)	9	released	\$422,616.96	\$0.00	\$18,292.16	\$24,033.24	\$9,809,100.00	(\$9,386,483.04)
Public Utilities	AKB00003	B21072	Mount Hope Improvements 1 (water)	9	released	\$200,000.00	\$0.00	\$15,426.46	\$16,932.31	\$1,568,000.00	(\$1,368,000.00)
Public Utilities	AJA00001	B21073	Mount Hope Improvements 2 (sewer)	9, 4	released	\$807,375.60	\$0.00	\$120,967.18	\$219,941.27	\$4,205,437.00	(\$3,398,061.40)
Public Utilities	AKB00003	B21074	Mount Hope Improvements 2 (water)	9	released	\$654,912.22	\$0.00	\$80,660.51	\$106,662.10	\$4,839,406.00	(\$4,184,493.78)
Public Utilities	AJA00001	B21075	Valencia Park Improvements 3 (sewer)	4	released	\$666,615.00	\$151,811.20	\$165,474.20	\$45,041.42	\$4,438,000.00	(\$3,771,385.00)
Public Utilities	AKB00003	B21076	Rancho Penasquitos Improvements 2 (water)	5	completed	\$5,156,409.07	\$126,603.37	\$4,587,160.82	\$152,631.12	\$5,361,729.52	(\$205,320.45)
Public Utilities	AJA00001	B21080	Buchanan Canyon Swr Main Repair/Replace Emergency	3	completed	\$523,500.00	\$0.00	\$9,758.66	\$74,672.69	\$609,500.00	(\$86,000.00)
Public Utilities	AJA00001	B21095	Mission Center Canyon D Sewer Main Replacement	7	released	\$1,306,986.78	\$0.00	\$18,877.03	\$1,211,966.87	\$2,595,000.00	(\$1,288,013.22)
Public Utilities	AJA00001	B21096	Valencia Park Improvements 4 - sewer	4	released	\$320,000.00	\$0.00	\$118,365.07	\$97,432.70	\$736,800.00	(\$416,800.00)
Public Utilities	AKB00003	B21097	Valencia Park Improvements 4 - water	4	released	\$250,000.00	\$0.00	\$93,951.79	\$59,008.01	\$514,800.39	(\$264,800.39)
Public Utilities	AJA00001	B21098	Valencia Park Improvements 5 - sewer	4	released	\$442,459.52	\$0.00	\$154,046.23	\$27,024.19	\$6,864,800.00	(\$6,422,340.48)
Public Utilities	ABL00001	B21108	San Carlos Reservoir Replacement	7	released	\$1,650,000.00	\$626,998.50	\$520,869.26	\$5,004.13	\$9,510,000.00	(\$7,8

Public Utilities	ABIO0001	B21130	Alvarado WTP Area 40 Sludge PS	7	released	\$800,000.00	\$471,071.60	\$72,677.23	\$161,851.75	\$3,375,000.00	(\$2,575,000.00)
Public Utilities	AJA00001	B21131	Crespo Dr (Mecca-Soledad) Improv (S)	1	released	\$188,500.00	\$0.00	\$51,058.73	\$17,422.10	\$821,414.09	(\$632,914.09)
Public Utilities	AKB00003	B21132	Crespo Dr (Mecca-Soledad) Improv (W)	1	released	\$150,000.00	\$0.00	\$49,366.00	\$18,898.33	\$1,260,335.67	(\$1,110,335.67)
Public Utilities	AJA00001	B21145	Sewer & AC Water Group 1032A (S)	8	released	\$425,190.00	\$0.00	\$103,053.01	\$176,429.61	\$4,307,812.13	(\$3,882,622.13)
Public Utilities	AKB00003	B21146	Sewer & AC Water Group 1032A (w)	8	released	\$400,109.00	\$0.00	\$107,920.11	\$148,294.27	\$4,875,846.00	(\$4,475,737.00)
Public Utilities	ABO00001	B21148	MBC Gallery Pipeline Replacement	6	released	\$754,900.00	\$16,225.26	\$336,773.53	(\$3,516.05)	\$2,075,000.00	(\$1,320,100.00)
Public Utilities	ALA00002	B21151	PWP Central Area Small-Scale Facility	2	released	\$52,736,568.00	\$34,333,916.96	\$9,710,105.05	\$5,587,811.73	\$52,736,568.00	\$0.00
Public Utilities	AKB00003	B21152	Ocean Beach Improv 1A (W)	2	completed	\$1,657,251.85	\$0.00	\$91,015.92	\$192,259.11	\$1,464,993.00	\$192,258.85
Public Utilities	ABL00001	B22002	SV Dam Low Level Outlet Improvements	Non-City	released	\$400,000.00	\$20,963.74	\$155,611.65	\$146,354.10	\$5,366,554.94	(\$4,966,554.94)
Public Utilities	AKB00003	B22003	Ocean Beach Improv 1 (W)	2	released	\$436,000.00	\$12,965.21	\$156,002.24	\$1,139.69	\$2,907,183.00	(\$2,471,183.00)
Public Utilities	AJA00001	B22004	Ocean Beach Improv 1 (S)	2	released	\$348,000.00	\$11,493.49	\$152,093.20	\$30,728.35	\$2,229,595.50	(\$1,881,595.50)
Public Utilities	AJA00002	B22006	Skyline Improv 1 (S)	4	released	\$4,595,657.35	\$0.00	\$208,276.25	\$4,142,552.42	\$5,595,657.70	(\$1,000,000.35)
Public Utilities	AJA00002	B22007	Encanto Improv 3 (S)	4	released	\$906,000.00	\$0.00	\$254,328.43	(\$33,337.41)	\$8,045,800.00	(\$7,139,800.00)
Public Utilities	AJA00002	B22008	Chollas View Improv 1 (S)	4	released	\$1,208,851.00	\$63,851.00	\$446,181.37	(\$3,134.97)	\$8,523,700.00	(\$7,314,849.00)
Public Utilities	AJA00002	B22011	Jamacha Lomita Improv 1 (S)	4	released	\$3,482,064.85	\$817,749.22	\$1,995,147.07	\$316,093.16	\$3,606,936.13	(\$124,871.28)
Public Utilities	AKB00003	B22015	Via De La Valle Pipeline	1	released	\$500,000.00	\$25,264.71	\$130,774.31	\$86,900.06	\$6,547,000.00	(\$6,047,000.00)
Public Utilities	ABL00001	B22017	San Vicente Drainage Improvements	Non-City	released	\$608,000.00	\$125,539.99	\$260,684.79	\$108,755.67	\$3,191,710.00	(\$2,583,710.00)
Public Utilities	AKB00003	B22019	Azalea Park Improv 2 (W)	9	released	\$854,500.00	\$0.00	\$370,686.67	(\$16,237.09)	\$6,940,000.00	(\$6,085,500.00)
Public Utilities	AKB00003	B22020	Fairmount Park Improv 1 (W)	9	released	\$635,463.70	\$67,770.00	\$177,238.86	\$12,789.57	\$5,414,070.00	(\$4,778,606.30)
Public Utilities	AKB00003	B22021	North Park Improv 2 (W)	3	released	\$3,675,000.00	\$0.00	\$303,429.15	\$3,094,216.20	\$15,841,987.92	(\$12,166,987.92)
Public Utilities	AJA00002	B22022	Lake Murray Improv 3 (S)	7	released	\$1,980,000.00	\$1,000,000.00	\$183,914.31	\$386,891.96	\$7,473,984.18	(\$5,493,984.18)
Public Utilities	AKB00003	B22023	Oak Park Improv 2(W)	4	released	\$647,809.70	\$1,000.00	\$90,092.75	\$115,222.50	\$15,903,599.70	(\$15,255,790.00)
Public Utilities	ALA00001	B22024	Miramar Reservoir AIWQMS	5	released	\$1,135,000.00	\$461,564.60	\$10,404.06	\$28,537.37	Not in P6	Not in P6
Public Utilities	AKB00003	B22026	Talmadge Improv 1 (W)	9	released	\$1,400,000.00	\$800,000.00	\$113,099.12	\$100,706.31	\$10,747,175.00	(\$9,347,175.00)
Public Utilities	ABP00002	B22032	PQPS VFD Replacement Project	5	released	\$237,170.00	\$11,929.90	\$49,041.07	\$12,314.21	\$1,352,743.52	(\$1,115,573.52)
Public Utilities	ABP00002	B22035	PQPS Gas Sensor Replacement Project	5	released	\$370,000.00	\$12,520.50	\$139,870.91	\$35,512.35	\$594,679.06	(\$224,679.06)
Public Utilities	ABIO0001	B22037	Otay WTP Raw Water PS Switchboard Replac	8	released	\$584,000.00	\$98,593.64	\$243,524.29	\$38,361.19	\$1,990,000.00	(\$1,406,000.00)
Public Utilities	AJA00001	B22038	Barrio Logan Improv 1 (S)	8	released	\$670,145.00	\$302,145.00	\$124,016.42	\$19,282.98	\$3,284,500.00	(\$2,614,355.00)
Public Utilities	AJA00001	B22043	Adams North Improv 1 (S)	9	released	\$1,351,500.00	\$701,500.00	\$58,601.09	\$313,665.56	\$8,878,075.00	(\$7,526,575.00)
Public Utilities	AKB00003	B22044	Adams North Improv 1 (W)	9	released	\$1,553,500.00	\$915,500.00	\$42,242.54	\$409,146.63	\$14,137,175.00	(\$12,583,675.00)
Public Utilities	ATT00002	B22059	PUD Pretreatment Info Mgmt Systems	1, 2, 3, 4, 5, 6, 7, 8, 9	closed	\$1,195,985.57	\$0.00	\$463,416.00	\$0.00	N/A	N/A
Public Utilities	AKB00003	B22060	Barrio Logan Improv 1 (W)	8	released	\$573,504.00	\$218,504.00	\$149,047.54	\$31,368.16	\$5,316,900.00	(\$4,743,396.00)
Public Utilities	AJA00001	B22069	2300 Burgener Bl Main Replacement (S)	2	completed	\$260,000.00	\$0.00	\$7,626.57	\$28,833.92	Not in P6	Not in P6
Public Utilities	AKB00003	B22070	Point Loma Heights Improv 1 (W)	2	released	\$213,750.00	\$0.00	\$12,866.87	\$10,634.93	\$4,252,000.00	(\$4,038,250.00)
Public Utilities	AJA00002	B22071	Point Loma Heights Improv 1 (S)	2	released	\$475,000.00	\$0.00	\$19,566.36	\$20,966.91	\$9,967,000.00	(\$9,492,000.00)
Public Utilities	AKB00003	B22072	Midway District Improv 2 (W)	2	released	\$410,000.00	\$0.00	\$46,227.60	\$22,201.12	\$6,542,000.00	(\$6,132,000.00)
Public Utilities	AJA00001	B22073	Midway District Improv 2 (S)	2	released	\$430,000.00	\$0.00	\$79,673.86	\$32,095.80	\$9,155,000.00	(\$8,725,000.00)
Public Utilities	AKB00003	B22074	Midway District Improv 1 (W)	2	released	\$465,000.00	\$0.00	\$180,510.27	(\$19,532.96)	\$9,315,000.00	(\$8,850,000.00)
Public Utilities	AJA00001	B22075	Midway District Improv 1 (S)	2	released	\$425,000.00	\$0.00	\$176,160.10	(\$8,783.73)	\$7,557,000.00	(\$7,132,000.00)
Public Utilities	AJA00001	B22076	Hillcrest Improv 2 (S)	3	released	\$425,000.00	\$0.00	\$32,038.41	\$33,331.48	\$5,178,000.00	(\$4,753,000.00)
Public Utilities	AJA00001	B22077	Hillcrest Improv 3 (S)	3	released	\$750,000.00	\$0.00	\$117,970.75	\$5,011.48	\$13,018,000.00	(\$12,268,000.00)
Public Utilities	ALA00001	B22085	PW Genesee Avenue Median Improv	6	released	\$1,250,000.00	\$89,124.82	\$268,663.30	\$868,489.24	\$2,007,591.45	(\$757,591.45)
Public Utilities	AJA00001	B22087	10253 Grayfox Dr Sewer Main Replacement	5	completed	\$172,203.00	\$0.00	\$112.10	\$120,321.07	Not in P6	Not in P6
Public Utilities	AKB00003	B22090	Adams North Improv 2 (W)	9	released	\$575,000.00	\$0.00	\$204,375.69	\$19,060.06	\$7,373,000.00	(\$6,798,000.00)
Public Utilities	AJA00001	B22091	Golden Hill Improv 2 (S)	3, 8	released	\$1,028,304.50	\$287,282.33	\$302,974.09	(\$10,048.84)	\$3,693,000.00	(\$2,664,695.50)
Public Utilities	AKB00003	B22092	Roseville/Fleet Ridge Improv 1 (W)	2	released	\$430,000.00	\$0.00	\$66,421.50	\$29,543.70	\$8,040,520.00	(\$7,610,520.00)
Public Utilities	AKB00003	B22093	Golden Hill Improv 2 (W)	3	released	\$1,919,020.50	\$811,530.37	\$622,856.28	\$2,985.91	\$11,847,000.00	(\$9,927,979.50)
Public Utilities	AJA00001	B22094	Adams North Improv 2 (S)	9	released	\$517,000.00	\$0.00	\$209,013.86	\$360.35	\$6,952,000.00	(\$6,435,000.00)
Public Utilities	AJA00002	B22097	Roseville/Fleet Ridge Improv 1 (S)	2	released	\$300,000.00	\$0.00	\$45,653.60	\$52,280.70	\$5,924,125.00	(\$5,624,125.00)
Public Utilities	AJA00001	B22113	Skyline Improv 2 (S)	4	released	\$601,000.00	\$0.00	\$326,160.14	\$508.12	\$10,360,000.00	(\$9,759,000.00)
Public Utilities	AKB00003	B22114	Skyline Improv 2 (W)	4	released	\$500,000.00	\$0.00	\$293,281.14	\$24,010.98	\$11,870,000.00	(\$11,370,000.00)
Public Utilities	AJA00001	B22136	La Jolla Improv 4 (S)	1	released	\$615,000.00	\$0.00	\$269,119.20	\$102,288.84	\$4,775,000.00	(\$4,160,000.00)
Public Utilities	AKB00003	B22137	La Jolla Improv 4 (W)	1	released	\$350,000.00	\$0.00	\$194,798.61	\$18,998.74	\$11,961,000.00	(\$11,611,000.00)
Public Utilities	AKB00003	B22151	Paradise Hills Pipeline Replacement	4	released	\$877,406.00	\$308,698.00	\$229,577.44	\$12,992.41	\$4,502,941.00	(\$3,625,535.00)
Public Utilities	AKB00003	B22152	Morena Improv 3A (W)	7	released	\$400,000.00	\$0.00	\$15,370.63	\$378,419.93	\$596,574.00	(\$196,574.00)
Public Utilities	ATT00002	B22156	ArcGIS Pro 2.8 Edit Environment	1, 2, 3, 4, 5, 6, 7, 8, 9	released	\$639,754.62	\$20,416.29	\$385,131.76	\$146,489.32	Not in P6	Not in P6
Public Utilities	ABO00001	B23003	MBC76 Transformer Replacement Emergency	6	released	\$2,300,000.00	\$220,089.78	\$1,027,165.52	\$798,876.42	\$2,832,313.00	(\$532,313.00)
Public Utilities	AJA00001	B23005	Park West Improv 1 (S)	3	released	\$200,000.00	\$0.00	\$13,022.95	\$37,402.90	\$2,572,000.00	(\$2,372,000.00)
Public Utilities	AKB00003	B23006	Park West Improv 1 (W)	3	released	\$200,000.00	\$0.00	\$14,060.79	\$48,804.83	\$2,848,000.00	(\$2,648,000.00)
Public Utilities	AJA00001	B23007	Point Loma Heights Improv 2 (S)	2	released	\$360,000.00	\$0.00	\$106,514.70	\$40,248.97	\$3,108,000.00	(\$2,748,000.00)
Public Utilities	AKB00003	B23008	Point Loma Heights Improv 2 (W)	2	released	\$500,000.00	\$0.00	\$108,283.36	\$19,647.73	\$8,805,000.00	(\$8,305,000.00)
Public Utilities	AJA00001	B23009	Jamacha Lomita Improv 2 (S)	4	released	\$750,000.00	\$0.00	\$146,953.95	\$272,633.12	\$11,111,300.00	(\$10,361,300.00)
Public Utilities	AKB00003	B23010	Jamacha Lomita Improv 2 (W)	4	released	\$400,000.00	\$0.00	\$146,627.49	\$102,643.12	\$4,612,600.00	(\$4,212,600.00)
Public Utilities	ABIO0001	B23014	Miramar WTP Caustic Pumping System	5	released	\$823,746.41	\$102,798.29	\$387,180.02	\$67,902.39	\$1,678,250.00	(\$854,503.59)
Public Utilities	AKB00003	B23015	Redland Improv (W)	9	completed	\$2,279,447.81	\$702,932.30	\$962,439.82	\$85,111.18	\$1,584,635.51	\$694,812.30
Public Utilities	ABO00001	B23021	MBC Operations Bldg Roof Repl	6	released	\$2,187,003.67	\$1,589,976.04	\$442,922.82	\$89,719.70	\$2,852,803.67	(\$665,800.00)
Public Utilities	AJA00001	B23032	North Park Improv 3 (S)	3, 9	released	\$441,000.00	\$0.00	\$330,907.93	\$9,714.76	\$7,250,000.00	(\$6,809,000.00)
Public Utilities	AKB00003	B23033	North Park Improv 3 (W)	3	released	\$338,000.00	\$0.00	\$237,551.32	\$19,255.18	\$8,505,000.00	(\$8,167,000.00)
Public Utilities	AJA00001	B23034	Shelltown Improv 1 (S)	8	released	\$500,000.00	\$0.00	(\$30,903.71)	\$344,545.62	\$1,449,000.00	(\$949,000.00)
Public Utilities	AKB00003	B23035	Shelltown Improv 1 (W)	8	released	\$598,996.99	\$0.00	\$379,966.90	\$50,566.58	\$25,586,000.00	(\$24,987,003.01)
Public Utilities	AJA00001	B23037	Pacific Beach Improv 2 (S)	1	released	\$420,000.00	\$0.00	\$297,963.53	(\$14,850.17)	\$5,538,133.00	(\$5,118,133.00)
Public Utilities	AKB00003	B23038	Pacific Beach Improv 2 (W)	1	released	\$435,000.00	\$0.00	\$315,117.89	\$3,708.51	\$10,993,860.00	(\$10,558,860.00)
Public Utilities	AJA00001	B23039	Midway District Improv 3 (S)	2	released	\$400,000.00	\$0.00	\$265,469.86	\$89,999.51	\$6,424,000.00	(\$6,024,000.00)
Public Utilities	AKB00003	B23040	Midway District Improv 3 (W)	2	released	\$400,000.00	\$0.00	\$217,899.73	\$143,291.09	\$6,685,100.00	(\$6,285,100.00)
Public Utilities	AJA00001	B23041	Tierrasanta Improv 2 (S)	7	released	\$3,282,699.97	\$2,161,521.00	\$174			

Public Utilities	AJA00001	B23048	Emerald Hills Improv 1(S)	4	released	\$200,000.00	\$0.00	\$24,615.85	\$175,384.15	Not in P6	Not in P6
Public Utilities	ABI00001	B23049	Miramar WTP Interim Solids Management	5	released	\$1,069,952.40	\$236,552.13	\$438,530.17	\$179,061.17	\$5,612,453.00	(\$4,542,500.60)
Public Utilities	AKA00002	B23050	Pressure Reducing Stations Upgrades 2a	1, 3, 6, 7	released	\$300,000.00	\$0.00	\$220,160.49	\$69,916.92	\$15,960,000.00	(\$15,660,000.00)
Public Utilities	ABI00001	B23051	Alvarado WTP Chemical Piping Repl	7	released	\$200,000.00	\$0.00	\$61,817.49	\$119,074.46	\$5,450,000.00	(\$5,250,000.00)
Public Utilities	AJA00001	B23055	La Jolla Improv 5 (S)	1	released	\$550,000.00	\$0.00	\$295,823.40	\$69,145.27	\$8,418,500.00	(\$7,868,500.00)
Public Utilities	AKB00003	B23056	La Jolla Improv 5 (W)	1	released	\$450,000.00	\$0.00	\$231,742.12	\$76,812.17	\$9,690,200.00	(\$9,240,200.00)
Public Utilities	AJA00001	B23057	La Playa Improv 1 (S)	2	released	\$350,000.00	\$0.00	\$246,844.13	\$68,011.22	\$2,390,000.00	(\$2,040,000.00)
Public Utilities	AKB00003	B23058	La Playa Improv 1 (W)	2	released	\$350,000.00	\$0.00	\$260,688.80	\$52,389.10	\$4,604,000.00	(\$4,254,000.00)
Public Utilities	AJA00001	B23063	La Jolla Improv 6 (S)	1	released	\$718,025.00	\$0.00	\$572,625.65	\$79,558.72	\$15,667,000.00	(\$14,948,975.00)
Public Utilities	AKB00003	B23064	La Jolla Improv 6 (W)	1	released	\$513,900.00	\$0.00	\$407,799.99	\$59,530.25	\$14,928,000.00	(\$14,414,100.00)
Public Utilities	AJA00001	B23065	University Heights Improv 1 (S)	3	released	\$345,017.83	\$0.00	\$214,454.94	\$46,432.84	\$2,445,000.00	(\$2,099,982.17)
Public Utilities	AKB00003	B23066	University Heights Improv 1 (W)	3	released	\$300,000.00	\$0.00	\$231,029.21	\$13,446.58	\$6,117,000.00	(\$5,817,000.00)
Public Utilities	AJA00001	B23069	Miramar WTP Residuals Redirection (S)	5	released	\$25,000.00	\$0.00	\$4,710.22	\$376.64	\$1,695,000.00	(\$1,670,000.00)
Public Utilities	AJA00001	B23072	Cortez Improv 1 (S)	3	released	\$360,000.00	\$0.00	\$231,883.96	\$101,973.35	\$3,400,000.00	(\$3,040,000.00)
Public Utilities	AKB00003	B23073	Cortez Improv 1 (W)	3	released	\$400,000.00	\$0.00	\$269,172.97	\$107,003.47	\$5,014,000.00	(\$4,614,000.00)
Public Utilities	AKA00003	B23075	Miramar Valve No2 Replacement	5	released	\$200,000.00	\$96,690.00	\$71,891.62	\$22,603.67	\$818,799.00	(\$618,799.00)
Public Utilities	AJA00001	B23081	Tierrasanta Improv 2A (S)	7	released	\$380,000.00	\$0.00	\$228,859.71	\$59,975.81	\$6,618,000.00	(\$6,238,000.00)
Public Utilities	ABJ00001	B23082	Eagle Ridge P5 Replacement	7	released	\$500,000.00	\$0.00	\$250,888.82	\$223,644.71	\$8,772,000.00	(\$8,272,000.00)
Public Utilities	AKB00003	B23083	Cabrillo Palisades 600 Rezoning	6, 7, 2	released	\$290,000.00	\$0.00	\$167,243.44	\$68,994.43	\$16,955,900.00	(\$16,665,900.00)
Public Utilities	ALA00001	B23085	NCPWF/NCWRP Warehouse Storage	6	released	\$200,000.00	\$0.00	\$45,185.11	\$151,489.24	\$10,210,000.00	(\$10,010,000.00)
Public Utilities	AJA00001	B23108	1772 Mimulus Way Sewer Main Repl	1	completed	\$170,760.00	\$0.00	\$108,375.12	\$62,384.88	Not in P6	Not in P6
Public Utilities	ABL00001	B23110	Black Mountain Reservoir Spillway Stairs	5	released	\$132,141.22	\$39,445.80	\$87,718.01	(\$1,110.23)	\$640,440.00	(\$508,298.78)
Public Utilities	AJA00002	B23111	Scrapps Ranch Improv 2 (S)	5	released	\$500,000.00	\$0.00	\$444,393.00	\$13,910.14	\$13,864,000.00	(\$13,364,000.00)
Public Utilities	AJA00002	B23112	Serra Mesa Improv 1 Rehab (S)	7	released	\$265,000.00	\$0.00	\$230,069.13	\$5,976.33	\$2,198,000.00	(\$1,933,000.00)
Public Utilities	ABL00001	B23126	Barrett Road Emergency Repair	Non-City	released	\$1,088,000.00	\$494,975.94	\$387,122.65	\$160,780.25	\$1,100,000.00	(\$12,000.00)
Public Utilities	AJA00001	B23132	4811 & 4745 Lomitas Dr Sewer Main Repl	3	completed	\$251,193.00	\$0.00	\$195,723.96	\$50,461.44	Not in P6	Not in P6
Public Utilities	AJA00001	B23133	4942 Chaucer Ave Sewer Main Repl	7	completed	\$231,170.00	\$0.00	\$167,069.79	\$53,001.21	Not in P6	Not in P6
Public Utilities	ABL00001	B23136	Miramar Reservoir Recreation Facilities	5	released	\$500,000.00	\$84,425.20	\$330,314.92	\$80,263.07	\$2,204,000.00	(\$1,704,000.00)
Public Utilities	ABP00002	B23140	Pump Station 2 Sluice Gate 2 Emergency	2	completed	\$1,200,000.00	\$347,464.25	\$627,819.16	\$222,193.61	\$1,200,000.00	\$0.00
Public Utilities	AKB00003	B23142	Talmadge Improv 2 (W)	9	released	\$215,000.00	\$0.00	\$41,471.23	\$169,821.34	\$12,000,000.00	(\$11,785,000.00)
Public Utilities	AKB00003	B23143	Eastgate Mall AC Replacement	6	released	\$2,899,862.61	\$1,180,348.24	\$780,212.62	\$927,865.07	\$6,959,437.96	(\$4,059,575.35)
Public Utilities	AJA00001	B23159	2408 Arista St Sewer Main Replacement	3	completed	\$159,192.00	\$0.00	\$151,039.69	\$8,152.31	Not in P6	Not in P6
Public Utilities	ABL00001	B24005	El Capitan Dam Spillway Slope Stability	Non-City	released	\$2,104,193.00	\$1,713,405.69	\$404,321.39	(\$13,534.08)	\$3,390,000.00	(\$1,285,807.00)
Public Utilities	AJA00001	B24027	San Miguel & Franklin Ave Swr Main Repl	4	released	\$112,640.00	\$0.00	\$58,142.64	\$54,497.36	Not in P6	Not in P6
Public Utilities	AJA00001	B24029	Hillcrest Improv 4 (S)	3	released	\$200,000.00	\$0.00	\$11,341.71	\$188,658.29	Not in P6	Not in P6
Public Utilities	AKB00003	B24030	Hillcrest Improv 4 (W)	3	released	\$200,000.00	\$0.00	\$9,363.83	\$190,636.17	Not in P6	Not in P6
Public Utilities	AJA00001	B24031	Midtown Improv 1 (S)	2, 3	released	\$200,000.00	\$0.00	\$45,669.07	\$154,330.93	Not in P6	Not in P6
Public Utilities	AKB00003	B24032	Midtown Improv 1 (W)	2, 3	released	\$200,000.00	\$0.00	\$42,119.54	\$157,880.46	Not in P6	Not in P6
Public Utilities	AJA00001	B24033	North Park Improv 4 (S)	3	released	\$321,498.16	\$0.00	\$252,610.21	\$68,887.95	\$4,110,000.00	(\$3,788,501.84)
Public Utilities	AKB00003	B24034	North Park Improv 4 (W)	3	released	\$200,000.00	\$0.00	\$161,086.62	\$38,913.38	\$6,459,400.00	(\$6,259,400.00)
Public Utilities	AJA00001	B24035	Castle Improv 1 (S)	9	released	\$200,000.00	\$47,869.91	\$121,829.55	\$30,300.54	\$5,257,700.00	(\$5,057,700.00)
Public Utilities	AKB00003	B24036	Castle Improv 1 (W)	9	released	\$200,000.00	\$20,515.68	\$88,815.34	\$90,668.98	\$4,965,500.00	(\$4,765,500.00)
Public Utilities	AJA00001	B24037	Oak Park Improv 3 (S)	4	released	\$325,000.00	\$132,137.32	\$174,525.90	\$18,336.78	\$14,696,000.00	(\$14,371,000.00)
Public Utilities	AKB00003	B24038	Oak Park Improv 3 (W)	4	released	\$425,000.00	\$224,990.58	\$163,774.61	\$36,234.81	\$19,666,000.00	(\$19,241,000.00)
Public Utilities	AJA00001	B24039	University Heights Improv 2 (S)	3	released	\$200,000.00	\$0.00	\$66,965.44	\$133,034.56	Not in P6	Not in P6
Public Utilities	AKB00003	B24040	University Heights Improv 2 (W)	3	released	\$200,000.00	\$0.00	\$45,061.47	\$154,938.53	Not in P6	Not in P6
Public Utilities	AJA00001	B24041	Bay Terraces Improv 2 (S)	4	released	\$350,086.16	\$0.00	\$216,427.07	\$133,659.09	\$13,993,000.00	(\$13,642,913.84)
Public Utilities	AKB00003	B24042	Bay Terraces Improv 2 (W)	4	released	\$200,000.00	\$0.00	\$137,924.59	\$62,075.41	\$7,307,000.00	(\$7,107,000.00)
Public Utilities	AJA00002	B24043	Citywide Referral Rehab 1 (S)	1, 6, 8, 5, 2	released	\$345,000.00	\$0.00	\$339,407.23	\$5,592.77	\$3,394,000.00	(\$3,049,000.00)
Public Utilities	AKB00003	B24044	Paradise Hills Improv 2 (W)	4	released	\$500,000.00	\$0.00	\$356,240.22	\$143,759.78	\$19,559,000.00	(\$19,059,000.00)
Public Utilities	AJA00001	B24045	Citywide Referral Replace 2 (S)	1, 2, 3, 4, 5, 6, 7, 8, 9	released	\$200,000.00	\$0.00	\$119,203.23	\$80,796.77	\$2,104,000.00	(\$1,904,000.00)
Public Utilities	AKB00003	B24046	Paradise Hills Improv 3 (W)	4	released	\$378,728.32	\$0.00	\$376,097.90	\$2,630.42	\$10,531,100.00	(\$10,152,371.68)
Public Utilities	AJA00001	B24047	Citywide Referral Replace 3 (S)	3, 6, 7, 9, 2, 4	released	\$350,000.00	\$0.00	\$410,084.73	(\$60,084.73)	\$9,554,000.00	(\$9,204,000.00)
Public Utilities	AKB00003	B24048	Point Loma Heights Improv 3 (W)	2	released	\$200,000.00	\$0.00	\$97,891.63	\$102,108.37	\$12,919,000.00	(\$12,719,000.00)
Public Utilities	AJA00001	B24049	Kensington Improv 2 (S)	9	released	\$200,000.00	\$0.00	\$11,003.45	\$188,996.55	Not in P6	Not in P6
Public Utilities	AKB00003	B24050	Emerald Hills Improv 1 (W)	4	released	\$200,000.00	\$0.00	\$29,960.74	\$170,039.26	Not in P6	Not in P6
Public Utilities	AJA00001	B24051	Otay Mesa West Improv 1 (S)	8	released	\$340,000.00	\$0.00	\$351,620.86	(\$11,620.86)	\$14,219,000.00	(\$13,879,000.00)
Public Utilities	AJA00001	B24052	Teralta West Improv 1 (S)	9	released	\$200,000.00	\$0.00	\$88,489.64	\$111,510.36	Not in P6	Not in P6
Public Utilities	AJA00002	B24053	Linda Vista Improv 1 (S)	7	released	\$200,000.00	\$0.00	\$166,878.24	\$33,121.76	\$3,442,000.00	(\$3,242,000.00)
Public Utilities	AJA00001	B24054	Mission Valley West Improv 2 (S)	3, 2	released	\$357,833.00	\$127,873.70	\$200,026.88	\$29,932.42	\$4,708,000.00	(\$4,350,167.00)
Public Utilities	AJA00001	B24055	University City Improv 3 (S)	6	released	\$200,000.00	\$0.00	\$133,042.39	\$66,957.61	\$10,409,000.00	(\$10,209,000.00)
Public Utilities	AJA00001	B24056	Ridgeview Webster Improv 1 (S)	9, 4	released	\$200,000.00	\$0.00	\$116,201.08	\$83,798.92	\$1,905,000.00	(\$1,705,000.00)
Public Utilities	AKB00003	B24057	Ridgeview Webster Improv 1 (W)	9, 4	released	\$200,000.00	\$0.00	\$128,631.56	\$71,368.44	\$11,440,000.00	(\$11,240,000.00)
Public Utilities	AJA00001	B24070	Valencia Park Improv 6 (S)	4	released	\$200,000.00	\$0.00	\$114,275.50	\$85,724.50	\$6,865,700.00	(\$6,665,700.00)
Public Utilities	AKB00003	B24071	Valencia Park Improv 6 (W)	4	released	\$200,000.00	\$0.00	\$70,456.41	\$129,543.59	\$4,135,900.00	(\$3,935,900.00)
Public Utilities	AKB00003	B24072	Guy St Water Main Replacement	3	released	\$1,500,000.00	\$697,622.35	\$189,547.23	\$612,830.42	\$1,718,051.35	(\$218,051.35)
Public Utilities	AJA00001	B24088	Sewer & AC Water Group 764B (S)	2	released	\$1,100,893.75	\$772,570.05	\$35,830.03	\$292,493.67	\$1,179,522.30	(\$78,628.55)
Public Utilities	AKB00003	B24089	Sewer & AC Water Group 764B (W)	2	released	\$400,000.00	\$215,497.54	\$34,528.81	\$149,973.65	\$345,264.54	\$54,735.46
Public Utilities	ABJ00001	B24090	North/South Metro Intercep Manhole Rehab	3, 8, 2	released	\$100,000.00	\$0.00	\$58,305.68	\$41,694.32	\$1,160,000.00	(\$1,060,000.00)
Public Utilities	AJA00001	B24097	University Heights Improv 1A (S)	3	released	\$484,982.17	\$0.00	\$240,300.62	\$244,681.55	\$15,650,000.00	(\$15,165,017.83)
Public Utilities	AJA00001	B24098	Clairemont Mesa East Improv 5 (S)	2	released	\$200,000.00	\$0.00	\$155,606.92	\$44,393.08	Not in P6	Not in P6
Public Utilities	AKA00003	B24099	San Vicente Pipelines Improvements	Non-City	released	\$200,000.00	\$0.00	\$143,947.46	\$56,052.54	\$7,739,000.00	(\$7,539,000.00)
Public Utilities	AJA00001	B24100	Florida St Sewer Main Repl	3	released	\$475,854.00	\$0.00	\$142,536.82	\$333,317.18	\$475,854.49	(\$0.49)
Public Utilities	AKB00003	B24104	Barrio Logan Roundabouts (W)	8	released	\$10,000.00	\$0.00	\$15,059.17	(\$5,059.17)	\$51,000.00	(\$41,000.00)
Public Utilities	AKA00002	B24105	Pressure Reducing Stations Upgrades 3	3, 4, 8, 9	released	\$200,000.00	\$0.00	\$60,859.73	\$139,140.27	\$14,790,000.00	(\$14,590,000.00)
Public Utilities	ABO00001	B24113	PLWTP Sludge Pump Replacement	2	released	\$500,000.00	\$0.00	\$56,829.32	\$443,170.68	\$8,300,000.00	(\$7,800,000.00)
Public Utilities	AKA00002	B241									

Public Utilities	ABP00002	B24150	Pump Station 2 Emergency Repair	2	released	\$1,500,000.00	\$0.00	\$23,340.87	\$1,476,659.13	\$4,800,000.00	(\$3,300,000.00)
Public Utilities	L22000	L220001	Alvarado Lab Improvement - New Lab	7	released	\$3,243,632.00	\$650,799.29	\$1,170,026.06	\$995,942.34	\$120,223,000.00	(\$116,979,368.00)
Public Utilities	L22000	L220003	Alvarado Laboratory Improvements Trailers	7	released	\$750,000.00	\$31,386.44	\$237,249.39	\$382,858.34	\$2,102,000.00	(\$1,352,000.00)
Public Utilities	L23001	L230011	El Camino Real Pipeline North	1	released	\$300,000.00	\$44,073.85	\$128,460.01	\$66,619.19	\$3,510,588.00	(\$3,210,588.00)
Public Utilities	L23001	L230012	El Camino Real Pipeline South	1	released	\$900,000.00	\$0.00	\$182,747.94	\$654,200.18	\$5,000,000.00	(\$4,100,000.00)
Public Utilities	L24000	L240001	PS 1 Improvements & Modernization	2, 8	released	\$1,137,281.00	\$103,509.59	\$783,954.83	\$249,816.58	\$111,369,543.00	(\$110,232,262.00)
Public Utilities	L24000	L240002	PS 2 Improvements & Modernization	2, 8	released	\$3,441,124.00	\$0.00	\$137,808.14	\$3,303,315.86	\$53,809,880.63	(\$50,368,756.63)
Public Utilities	L24001	L240011	Otay 2nd PL Relocation-PA Ph 1	Non-City	completed	\$7,104,423.50	\$752,632.63	\$6,351,790.87	\$0.00	Not in P6	Not in P6
Public Utilities	L24001	L240012	Otay 2nd PL Relocation-PA Ph 2	Non-City	released	\$5,273,273.00	\$3,188,453.26	\$2,084,819.74	\$0.00	Not in P6	Not in P6
Public Utilities	L24004	L240041	Kearny Mesa Trunk Sewer Phase 1	3, 6, 7	released	\$6,034,408.07	\$4,310,322.60	\$1,271,566.64	\$452,518.83	\$11,317,986.00	(\$5,283,577.93)
Public Utilities	L24005	L240051	Beardsley Street and Newton Avenue	8	released	\$775,000.00	\$0.00	\$18,484.57	\$756,515.43	\$1,307,000.00	(\$532,000.00)
Public Utilities	L24005	L240052	Boston Avenue and South 30th Street	8	released	\$775,000.00	\$0.00	\$19,185.20	\$755,814.80	\$1,307,000.00	(\$532,000.00)
Public Utilities	Standalone	RD21007	TH 16" Water Mains	5	released	\$630,258.52	\$1,056.08	\$161,055.78	\$0.00	Not in P6	Not in P6
Public Utilities	Standalone	RD23001	East Cty Residuals Line & Mission Gorge Force Main	7, 9	released	\$57,183,804.00	\$0.00	\$481,430.03	\$42,319,072.73	\$57,183,804.00	\$0.00
Public Utilities	Standalone	S00312	PS2 Power Reliability & Surge Protection	2	released	\$76,100,800.00	\$4,593,971.25	\$2,307,044.57	\$1,384,264.36	\$76,100,800.00	\$0.00
Public Utilities	Standalone	S00319	EMTS Boat Dock Esplanade	2	released	\$3,430,851.00	\$1,295,680.74	\$493,943.09	\$762,000.04	\$3,430,851.00	\$0.00
Public Utilities	Standalone	S10008	El Monte Pipeline No 2	7	released	\$12,398,000.00	\$470,630.18	\$648,193.01	\$6,081,145.71	\$50,663,789.00	(\$38,265,789.00)
Public Utilities	Standalone	S11021	University Ave Pipeline Replacement	3	completed	\$29,800,000.00	\$5,322.11	\$42,573.35	\$695,550.14	\$29,800,000.00	\$0.00
Public Utilities	Standalone	S11022	Upas St Pipeline Replacement	3, 2	completed	\$36,665,019.95	\$63,799.38	\$249,887.13	\$557,912.43	\$36,665,019.95	\$0.00
Public Utilities	Standalone	S11024	Miramar Clearwell Improvements	5	completed	\$120,328,744.00	\$0.00	\$61,600.21	\$1,629,766.19	\$120,328,744.00	\$0.00
Public Utilities	Standalone	S11026	Montezuma/Mid-City Pipeline Phase II	7, 9	released	\$52,092,200.18	\$14,252,464.06	\$245,408.37	\$24,391,993.89	\$63,092,200.00	(\$10,999,999.82)
Public Utilities	Standalone	S12009	La Jolla Scenic Drive 16inch Main	1	completed	\$12,348,000.00	\$0.00	\$52,372.30	\$355,537.92	\$12,348,000.00	(\$0.06)
Public Utilities	Standalone	S12010	30th Street Pipeline Replacement	3, 8, 9	closed	\$32,074,177.86	\$0.00	\$533,144.81	\$0.00	N/A	N/A
Public Utilities	Standalone	S12011	69th & Mohawk Pump Station	9, 4	completed	\$18,338,594.00	\$63,506.81	\$902,187.74	\$728,635.21	\$18,690,994.06	(\$352,400.06)
Public Utilities	Standalone	S12012	Cielo & Woodman Pump Station	4	released	\$9,878,000.00	\$0.00	\$10,628.87	\$7,807,233.21	\$36,390,114.18	(\$26,512,114.18)
Public Utilities	Standalone	S12013	Alvarado 2nd Extension Pipeline	3, 7, 9, 2	released	\$36,878,418.00	\$12,020,030.84	\$641,601.61	\$15,236,909.44	\$156,958,562.73	(\$120,080,144.73)
Public Utilities	Standalone	S12015	Pacific Beach Pipeline South (W)	1, 7, 2	completed	\$44,359,933.00	\$1,030,317.06	\$75,635.97	\$909,590.49	\$44,359,933.00	\$0.00
Public Utilities	Standalone	S12016	Otay 1st/2nd PPL West of Highland Avenue	3, 9	completed	\$31,890,500.00	\$17,659.70	\$2,087,575.66	\$621,723.47	\$33,690,500.04	(\$1,800,000.04)
Public Utilities	Standalone	S12040	Tierrasanta (Via Dominique) Pump Station	7	closed	\$17,878,021.78	\$0.00	\$669,113.69	\$0.00	N/A	N/A
Public Utilities	Standalone	S15016	Otay Second Pipeline Relocation-PA	Non-City	closed	\$0.00	\$0.00	(\$8,110,131.51)	\$0.00	N/A	N/A
Public Utilities	Standalone	S15019	Alvarado Trunk Sewer Phase IV	7, 9	released	\$8,553,092.00	\$1,228,809.84	\$961,197.85	\$1,322,634.65	\$72,349,085.00	(\$63,795,993.00)
Public Utilities	Standalone	S15020	Tecolote Canyon Trunk Sewer Improvement	7, 2	released	\$9,180,000.00	\$5,125,707.47	\$318,247.87	\$1,015,031.03	\$55,137,802.74	(\$45,957,802.74)
Public Utilities	Standalone	AJB00001	B23114 SMI Odor Control and Siphon Vault Rehab	Non-City	released	\$200,000.00	\$0.00	\$0.00	\$200,000.00	Not in P6	Not in P6
Public Utilities	Standalone	S16027	Morena Pipeline	3, 7, 2	released	\$48,807,619.00	\$346,706.74	(\$1,350,879.63)	\$31,196,989.55	\$121,951,722.33	(\$73,144,103.33)
Public Utilities	Standalone	S17008	Smart Metering Infrastructure	1, 2, 3, 4, 5, 6, 7, 8, 9	released	\$73,996,101.00	\$23,970,257.31	\$289,317.56	\$32,876,561.24	Not in P6	Not in P6
Public Utilities	Standalone	S17012	NCWRP Improvements to 30 mgd	6	released	\$36,981,619.19	\$19,777,602.12	\$7,000,279.39	\$3,116,721.03	\$45,065,028.23	(\$8,083,409.04)
Public Utilities	Standalone	S17013	MBC Equipment Upgrades	6	released	\$53,669,302.29	\$12,806,296.99	\$17,331,508.73	(\$831,629.46)	\$61,766,054.41	(\$8,096,752.12)
Public Utilities	Standalone	S18006	Harbor Drive Trunk Sewer	3, 8	released	\$37,700,000.00	\$17,147,257.93	\$12,769,067.12	\$1,515,844.75	\$44,200,000.00	(\$6,500,000.00)
Public Utilities	Standalone	S20000	Kearny Mesa Trunk Sewer	3, 6, 7	closed	\$0.00	\$0.00	(\$801,778.61)	\$0.00	N/A	N/A
Public Utilities	Standalone	S20001	Otay 2nd Pipeline Phase 4	2, 3, 7, 8	released	\$4,400,000.00	\$1,814,068.05	\$655,904.56	\$263,791.08	\$38,008,900.00	(\$33,608,900.00)
Public Utilities	Standalone	S21000	Otay 2nd Pipeline Steel Replacement Ph 5	4	released	\$4,800,000.00	\$1,824,723.58	\$491,329.42	\$2,161,178.04	\$30,129,001.00	(\$25,329,001.00)
Public Utilities	Standalone	S21003	Enviro Monitoring Tech Svcs Div Lab Remodel at NTC	2	released	\$5,400,000.00	\$1,126,201.00	\$826,509.04	\$2,337,491.50	\$54,125,499.78	(\$48,725,499.78)
Public Utilities	Standalone	S21004	Rancho Bernardo Industrial Pump Stn Replacement	5	released	\$3,200,000.00	\$1,678,245.04	\$742,218.98	\$119,118.98	\$15,538,810.00	(\$12,338,810.00)
Public Utilities	Standalone	S22001	North/South Metro Interceptors Rehabilitation	3, 8, 7, 2	released	\$3,500,000.00	\$0.00	\$182,131.24	\$3,125,691.91	\$31,960,000.00	(\$28,460,000.00)
Public Utilities	Standalone	S23002	Lake Hodges Dam Replacement	5	released	\$7,500,000.00	\$451,411.27	\$1,686,327.60	\$5,134,667.55	\$275,000,000.00	(\$267,500,000.00)
Public Utilities	Standalone	S23003	Otay Water Treatment Plant Upgrade Ph 3	Non-City	released	\$500,000.00	\$0.00	\$567.10	\$499,432.90	Not in P6	Not in P6
Public Utilities	Standalone	S23004	South San Diego Reservoir Replacement	Non-City	released	\$500,000.00	\$0.00	\$15,169.05	\$484,830.95	Not in P6	Not in P6
Public Utilities	Standalone	S23012	Miramar WTP Residuals Redirection	5	released	\$200,000.00	\$0.00	\$38,866.69	\$161,133.31	\$31,415,000.00	(\$31,215,000.00)
Public Utilities	Standalone	S24000	Alvarado WTP Filter Gallery Piping Repl	7	released	\$500,000.00	\$0.00	\$144,409.72	\$355,590.28	\$15,660,000.00	(\$15,160,000.00)
Public Utilities	Standalone	S24001	Morena Dam Upstream Face Replacement	Non-City	released	\$2,500,000.00	\$1,149,081.52	\$451,273.89	\$899,644.59	\$16,775,000.00	(\$14,275,000.00)
Public Utilities	Standalone	S24002	Barret Dam Outlet Bulkhead & Drawdown Improvements	Non-City	released	\$4,000,000.00	\$1,715,742.75	\$602,481.25	\$1,681,776.00	\$21,446,250.00	(\$17,446,250.00)
Public Utilities	Standalone	S24003	Lower Otay Dam Outlet Improvements	8	released	\$4,500,000.00	\$1,526,550.82	\$375,487.55	\$2,597,961.63	\$24,390,000.00	(\$19,890,000.00)
Public Utilities	Standalone	T22001	Water SCADA IT Upgrades	1, 2, 3, 4, 5, 6, 7, 8, 9	released	\$7,700,000.00	\$22,436.65	\$886,698.02	\$6,477,717.32	Not in P6	Not in P6
Public Utilities	Standalone	AJB00001	B24010 Sewer Repl at Rady Childrens Hospital PA	7	released	\$750,000.00	\$0.00	\$0.00	\$750,000.00	Not in P6	Not in P6
Public Utilities	Standalone	AJA00001	B24026 Lincoln Ave & Idaho St Sewer Main Repl	3	released	\$417,803.00	\$0.00	\$0.00	\$417,803.00	\$417,803.51	(\$0.51)
Public Utilities	Standalone	ATT00002	B24111 Real-Time Oceanographic Mooring System	1, 2, 3, 4, 5, 6, 7, 8, 9	released	\$185,120.90	\$0.00	\$0.00	\$185,120.90	Not in P6	Not in P6
Public Utilities	Standalone	AJO00001	B24112 Storm Water Diversion at the NCWRP	6	released	\$200,000.00	\$0.00	\$0.00	\$200,000.00	Not in P6	Not in P6
Public Utilities	Standalone	AJA00001	B24154 5651 Glenstone Way Sewer Main Repl	6	released	\$190,715.00	\$0.00	\$0.00	\$190,715.00	\$190,714.91	\$0.09
Public Utilities	Standalone	L22000	Alvarado Laboratory Improvements	7	released	\$9,297,368.00	\$0.00	\$0.00	\$9,297,368.00	Not in P6	Not in P6
Public Utilities	Standalone	L23001	El Camino Real Pipeline	1	released	\$500,000.00	\$0.00	\$0.00	\$500,000.00	Not in P6	Not in P6
Public Utilities	Standalone	L24000	PS 1 & 2 Improvements & Modernization	2, 8	released	\$621,595.00	\$0.00	\$0.00	\$621,595.00	Not in P6	Not in P6
Public Utilities	Standalone	L24001	Otay 2nd PL Relocation-PA	Non-City	released	\$3,239,782.39	\$0.00	\$0.00	\$3,239,782.39	Not in P6	Not in P6
Public Utilities	Standalone	L24001	Otay 2nd PL Relocation-PA Ph 3	Non-City	released	\$1,228,692.11	\$1,228,692.11	\$0.00	\$0.00	Not in P6	Not in P6
Public Utilities	Standalone	L24004	Kearny Mesa Trunk Sewer	3, 6, 7	released	\$415,591.93	\$0.00	\$0.00	\$415,591.93	Not in P6	Not in P6
Public Utilities	Standalone	P19002	Pure Water Pooled Contingency	1, 2, 3, 4, 5, 6, 7, 8, 9	released	\$27,735,084.11	\$0.00	\$0.00	\$27,735,084.11	Not in P6	Not in P6
Public Utilities	Standalone	S13015	Water & Sewer Group Job 816 (W)	1	completed	\$16,099,392.00	\$0.00	\$0.00	\$153,496.48	\$16,199,392.07	(\$100,000.07)
Public Utilities	Standalone	S15027	La Jolla View Reservoir	1	released	\$6,217,501.00	\$0.00	\$0.00	\$2,405,812.78	Not in P6	Not in P6
Public Utilities	Standalone	S22013	Dams & Reservoirs Security Improvements	5, 7, 8	released	\$7,560,000.00	\$0.00	\$0.00	\$7,560,000.00	Not in P6	Not in P6
Public Utilities	Standalone	S23001	Kearny Villa Rd Pipeline	6	released	\$500,000.00	\$0.00	\$0.00	\$500,000.00	Not in P6	Not in P6
Public Utilities Total						\$3,941,914,273.68	\$777,288,264.95	\$651,574,695.26	\$450,017,184.53		
Public Works - General Services	ABT00001	B16096	FS #23 - Facility Repair	7	released	\$193,485.58	\$22,649.77	\$0.00	\$141,477.92	Not in P6	Not in P6
Public Works - General Services	ABT00001	B20063	Civic Cntr Plaza Elevator Modernization	3	released	\$5,065,313.73	\$1,562,337.20	\$111,911.68	\$1,013,332.80	\$5,065,314.00	(\$0.27)
Public Works - General Services	L14002	L140024	Chollas Crane Replacement	1, 2, 3, 4, 5, 6, 7, 8, 9	completed	\$848,616.26	\$14,992.05	\$182,030.94	\$114,224.78	\$748,616.46	\$99,999.80
Public Works - General Services	L14002	L140025	Chollas Paint Booth	1, 2, 3, 4, 5, 6, 7, 8, 9	released	\$1,375,999.83	\$406,569.89	\$594,710.21	\$139,782.15	\$1,475,999.94	(\$100,000.11)
Public Works - General Services	Standalone	S20009	Kearny Mesa Facility Improvements	6	completed	\$16,421,600.00	\$203,245.00	\$6,628,437.08	\$43,017.40	\$16,421,600.01	(\$0.01)
Public Works - General Services	L14002	L140023	Chollas Large Car Washes	1, 2, 3, 4, 5, 6, 7, 8, 9	released	\$479,218.14	\$117,132.50	\$0.00	\$0.00	Not in P6	Not in P6
Public Works - General Services	L14002	L140026	PD Substation Carwashes	1, 2, 3, 4, 5, 6, 7, 8, 9	released	\$449,900.86					

Real Estate Assets - Facilities Services	ABT00001	ABT00001	City Facilities Improvements	N/A	N/A	\$2,269,552.27	\$0.00	\$0.00	\$2,269,552.27	N/A	N/A
Real Estate Assets - Facilities Services	ABT00006	ABT00006	CIP Emergency Reserve	N/A	N/A	\$1,000,000.00	\$0.00	\$0.00	\$1,000,000.00	N/A	N/A
Real Estate Assets - Facilities Services	ABT00007	ABT00007	Sewer CIP Emergency Reserve	N/A	N/A	\$10,000,000.00	\$0.00	\$0.00	\$10,000,000.00	N/A	N/A
Real Estate Assets - Facilities Services	ABT00008	ABT00008	Water CIP Emergency Reserve	N/A	N/A	\$5,000,000.00	\$0.00	\$0.00	\$5,000,000.00	N/A	N/A
Real Estate Assets - Facilities Services	ABT00001	B20116	Air & Space Museum Roof Replacement	3	released	\$2,715,000.00	\$87,941.41	\$188,340.00	\$2,119,332.98	\$7,897,741.00	(\$5,182,741.00)
Real Estate Assets - Facilities Services	ABT00001	B20119	Balboa Park Club Renovations	3	closed	\$125,656.57	\$0.00	\$12,992.38	\$0.00	N/A	N/A
Real Estate Assets - Facilities Services	ABT00001	B20120	Kellogg Comfort Station Improvements	1	completed	\$267,855.00	\$0.00	\$10,069.87	\$15,047.52	\$267,855.01	(\$0.01)
Real Estate Assets - Facilities Services	ABT00001	B21004	Police Dept Northwestern Div Chiller Replacement	1	closed	\$260,382.58	\$0.00	\$21,441.00	\$0.00	N/A	N/A
Real Estate Assets - Facilities Services	ABT00001	B22080	Police HQ Security Fencing	3	released	\$2,514,350.24	\$59,437.00	\$154,923.45	\$2,071,785.72	\$2,514,350.00	\$0.24
Real Estate Assets - Facilities Services	ABT00001	B22081	Police HQ Elevator Modernization	3	released	\$3,600,000.31	\$1,545,437.60	\$957,705.64	\$882,706.43	\$3,600,000.31	\$0.00
Real Estate Assets - Facilities Services	ABT00001	B22095	Rancho Penasquitos Library Rehabilitation	5	released	\$2,500,000.00	\$274,213.50	\$243,636.48	\$1,862,524.38	\$4,077,940.00	(\$1,577,940.00)
Real Estate Assets - Facilities Services	ABT00001	B22133	Skyline Rec Center Roof Replacement	4	completed	\$560,000.00	\$2,632.88	\$517,316.42	\$19,323.73	Not in P6	Not in P6
Real Estate Assets - Facilities Services	ABT00001	B22139	Scripps Miramar Ranch Library Roof Repl	5	released	\$1,926,632.00	\$282,422.34	\$170,905.66	\$1,400,335.79	\$3,267,971.00	(\$1,341,139.00)
Real Estate Assets - Facilities Services	ABT00001	B23029	MLK CP MV Racquet Club W&S Connection	4	completed	\$847,000.00	\$70,620.68	\$401,761.49	\$254,913.17	\$847,000.00	\$0.00
Real Estate Assets - Facilities Services	ABT00001	B23104	Paradise Hills Library HVAC Repl	4	released	\$521,000.00	\$152,900.00	\$73,665.99	\$290,764.97	\$289,900.00	\$231,100.00
Real Estate Assets - Facilities Services	ABT00001	B23105	Urban Village Idea Lab - HVAC Replacement	9	released	\$779,000.00	\$0.00	\$91,964.49	\$672,532.16	\$779,000.00	\$0.00
Real Estate Assets - Facilities Services	ABT00001	B23160	Scripps Miramar Ranch Lib Fire Sys Repl	5	released	\$400,000.00	\$0.00	\$66,245.24	\$328,693.93	\$401,411.99	(\$1,411.99)
Real Estate Assets - Facilities Services	ABT00001	B23162	Evan V. Jones Parkade Emergency	3	released	\$1,265,209.42	\$780,432.30	\$194,747.01	\$290,030.11	\$1,265,209.42	\$0.00
Real Estate Assets - Facilities Services Total						\$36,913,838.39	\$3,452,330.84	\$3,105,715.12	\$28,643,250.03		
Stormwater	ACA00001	B15101	Storm Drain Group 1023	3	released	\$274,929.86	\$0.00	\$0.00	\$27,437.11	\$1,948,418.69	(\$1,673,488.83)
Stormwater	ACA00001	B20076	Coast Cave SD Accelerated Replacement	1	completed	\$389,200.00	\$0.00	\$0.00	\$6,324.17	\$389,200.00	\$0.00
Stormwater	ACA00001	B20079	Inlet Restoration Group 697A (S)	8	completed	\$54,000.00	\$0.00	\$0.00	\$1,548.49	\$54,000.00	\$0.00
Stormwater	ACA00001	ACA00001	Flood Resilience Infrastructure	N/A	N/A	\$293,365,673.34	\$3,000.00	\$0.00	\$293,362,673.34	N/A	N/A
Stormwater	ACC00001	ACC00001	Stormwater Green Infrastructure	N/A	N/A	\$25,945,827.86	\$0.00	\$0.00	\$25,945,827.86	N/A	N/A
Stormwater	ACC00001	B10027	Bannock Ave Streetscape Enhancement	2	completed	\$4,834,294.12	\$85,487.57	\$777,562.46	\$80,964.11	\$4,834,294.05	\$0.07
Stormwater	ACA00001	B10161	Laurelridge Court Storm Drain	7	released	\$1,450,981.73	\$339,810.00	\$153,106.17	\$195,631.83	\$4,212,215.00	(\$2,761,233.27)
Stormwater	ACA00001	B12034	Van Dyke Ave (4481) Storm Drain Replacem	9	closed	\$1,961,797.43	\$0.00	\$1,468.77	\$0.00	N/A	N/A
Stormwater	ACC00001	B12040	Maple Canyon Restoration - Phases 1 & 2	3	released	\$17,033,539.00	\$7,939,179.71	\$3,873,593.54	\$1,166,360.07	\$17,595,748.60	(\$562,209.60)
Stormwater	ACA00001	B12096	Highland & Monroe Aves Storm Drain Repl	9	released	\$3,513,492.00	\$530,615.29	\$928,502.60	\$13,407.72	\$3,526,570.84	(\$13,078.84)
Stormwater	ACA00001	B13016	Campus Point Drive (9900) Storm Drain Repl	6	released	\$1,617,490.93	\$515,853.48	\$240,950.07	\$106,554.45	\$4,148,474.00	(\$2,530,983.07)
Stormwater	ACA00001	B13102	Adams Ave (1620) Storm Drain Replacement	3	completed	\$2,231,934.18	\$85,169.02	\$176,849.83	\$16,132.64	\$2,276,932.60	(\$44,998.42)
Stormwater	ACA00001	B13116	Lobrico Ct (615) Storm Drain	4	completed	\$2,411,040.66	\$87,436.13	\$189,939.16	\$108,314.67	\$2,411,042.49	(\$1.83)
Stormwater	ACA00001	B14078	Jamacha Drainage Channel Upgrade	4	released	\$4,928,785.99	\$2,711,949.93	\$1,757,627.12	(\$97,446.80)	\$69,884,345.00	(\$64,955,559.01)
Stormwater	ACA00001	B14108	Uptown Storm Drain Replacement	3	released	\$4,658,467.00	\$730,149.00	\$283,344.08	\$2,374,854.66	\$5,094,650.97	(\$436,183.97)
Stormwater	ACC00001	B14120	Alamo, Salvation, 68th Street Basins LID	9	completed	\$4,214,052.72	\$0.05	\$412,285.68	\$3,992.80	\$4,224,052.00	(\$9,999.28)
Stormwater	ACA00001	B14126	4709 Clairemont Mesa Blvd SD Repl	2	completed	\$1,765,584.55	\$0.00	\$6,309.34	(\$1,766.55)	\$1,788,033.14	(\$22,448.59)
Stormwater	ACA00001	B15028	Storm Drain Group 968	9	completed	\$296,756.53	\$0.00	\$1,630.35	\$5,660.05	\$319,225.27	(\$22,468.74)
Stormwater	ACA00001	B15029	Navajo Storm Drains	7	released	\$2,289,442.50	\$43,312.61	\$54,830.45	\$734,479.69	\$3,923,057.63	(\$1,633,615.13)
Stormwater	ACC00001	B15051	Logan Heights LID (South)	8	released	\$8,930,000.00	\$2,369,640.27	\$3,372,490.79	\$1,405,234.50	\$8,929,999.72	\$0.28
Stormwater	ACA00001	B15063	Storm Drain Group 1013	9	released	\$1,692,047.26	\$1,035,145.24	\$244,346.76	\$63,035.04	\$7,432,076.00	(\$5,740,028.74)
Stormwater	ACA00001	B15099	Serra Mesa Storm Drain & GI (SD)	7	released	\$1,253,737.34	\$127,592.19	\$116,864.47	\$250,157.84	\$5,135,334.00	(\$3,881,596.66)
Stormwater	ACC00001	B15100	Serra Mesa Storm Drain & GI (GI)	7	released	\$931,912.03	\$67,266.21	\$117,830.50	\$311,336.01	\$2,536,920.00	(\$1,605,007.97)
Stormwater	ACC00001	B15102	Green Infrastructure Group 1024	4	released	\$1,336,241.66	\$397,157.63	\$310,355.18	\$232,531.28	\$3,001,500.00	(\$1,665,258.34)
Stormwater	ACC00001	B15103	Green Infrastructure Group 1027	3	released	\$1,999,999.79	\$0.00	\$78,826.03	\$1,450,399.40	\$2,600,000.00	(\$600,000.21)
Stormwater	ACC00001	B15104	Green Infrastructure Group 1014	9	released	\$829,500.20	\$0.00	\$66,093.01	\$233,285.82	\$3,866,155.80	(\$3,036,655.60)
Stormwater	ACA00001	B15165	Golden Hill & South Park SD Replacement	3	released	\$1,586,282.92	\$738,360.54	\$101,816.57	\$77,214.04	\$6,221,512.16	(\$4,635,229.24)
Stormwater	ACA00001	B15167	El Cerrito & Rolando Park SD & GI (SD)	9	released	\$1,533,646.13	\$591,143.54	\$518,936.98	\$37,960.58	\$13,856,244.51	(\$12,322,598.38)
Stormwater	ACC00001	B15171	El Cerrito & Rolando Park SD & GI (GI)	9	released	\$1,127,942.18	\$394,095.67	\$335,464.69	(\$81,397.12)	\$8,912,826.35	(\$7,784,884.17)
Stormwater	ACA00001	B15196	San Carlos SD Replacement (Northeast)	7	completed	\$837,248.62	\$0.00	\$34,220.53	\$0.00	\$25,786,648.04	(\$24,949,399.42)
Stormwater	ACA00001	B15197	North Park SD Replacement (North)	3	released	\$1,614,985.07	\$697,050.32	\$186,383.30	\$105,902.04	\$11,988,215.18	(\$10,373,230.11)
Stormwater	ACA00001	B15208	Adams North SD Repl (North)	9	released	\$7,679,202.52	\$1,037,479.00	\$107,174.30	\$6,200,306.90	\$7,679,202.52	\$0.00
Stormwater	ACA00001	B15209	Torrey Highlands & Rancho PQ SD Repl	5	released	\$353,561.62	\$0.00	\$32,401.71	\$0.00	\$7,736,050.00	(\$7,382,488.38)
Stormwater	ACA00001	B15212	Scripps Ranch SD Repl (South)	5	released	\$2,471,418.01	\$0.00	\$28,400.40	\$1,086,985.80	\$10,404,376.50	(\$7,932,958.49)
Stormwater	ACA00001	B15213	Cherokee Point South SD & GI (SD)	9	released	\$1,203,715.85	\$657,171.44	\$52,023.76	\$173,610.29	\$4,420,624.44	(\$3,216,908.59)
Stormwater	ACC00001	B15214	Cherokee Point South SD & GI (GI)	9	released	\$374,389.12	\$0.00	\$13,414.89	\$0.00	\$2,501,485.00	(\$2,127,095.88)
Stormwater	ACC00001	B16006	La Jolla Farms Road Outfall Repair	1	released	\$2,352,704.22	\$1,162,340.00	\$184,473.31	\$28,339.48	\$2,889,269.00	(\$536,564.78)
Stormwater	ACC00001	B16089	Jamacha Lomita Green Infrastructure	4	closed	\$820,977.89	\$0.00	\$25,765.70	\$0.00	N/A	N/A
Stormwater	ACA00001	B16092	College East Storm Drain Replacement	9	released	\$2,256,475.07	\$0.00	\$63,004.23	\$2,008,300.90	\$5,678,300.00	(\$3,421,824.93)
Stormwater	ACA00001	B16093	Clairemont Mesa SD Repl (Southeast)	2	released	\$1,291,741.42	\$640,193.36	\$131,529.88	\$69,886.37	\$3,454,260.00	(\$2,162,518.58)
Stormwater	ACA00001	B16094	Jamacha Lomita Storm Drain	4	released	\$3,833,553.13	\$15,605.00	\$440,676.44	\$2,778,931.03	\$5,674,302.80	(\$1,840,749.67)
Stormwater	ACC00001	B16111	Green Infrastructure Group 1012	4	released	\$1,369,453.29	\$250,137.07	\$707,981.97	\$79,588.20	\$4,477,215.31	(\$3,107,762.02)
Stormwater	ACC00001	B16112	Southcrest Green Infrastructure	8, 4	released	\$5,698,405.16	\$41,838.58	\$188,459.43	\$4,565,420.95	\$5,698,404.77	\$0.39
Stormwater	ACA00001	B16113	Mission Hills NE Storm Drain Replacement	3	released	\$1,912,556.37	\$728,654.79	\$377,495.61	\$189,707.31	\$10,014,058.60	(\$8,101,502.23)
Stormwater	ACC00001	B16114	Oak Park Storm Dr Repl & Green Infr (GI)	9, 4	released	\$2,074,797.16	\$1,048,797.02	\$983,633.84	(\$113,124.74)	\$3,836,255.05	(\$1,761,457.89)
Stormwater	ACA00001	B16115	Oak Park Storm Dr Repl & Green Infr (SD)	9, 4	released	\$1,075,139.24	\$571,643.82	\$413,431.80	\$2,200.96	\$21,113,997.56	(\$20,038,858.32)
Stormwater	ACA00001	B16155	Storm Drain Group 828	3	released	\$1,214,649.83	\$83,859.87	\$105,835.05	\$360,961.19	\$2,892,468.28	(\$1,677,818.45)
Stormwater	ACA00001	B16173	University City South SD Replace	6	completed	\$270,854.01	\$0.00	\$46,386.53	\$0.00	\$9,710,200.00	(\$9,439,345.99)
Stormwater	ACA00001	B16174	Kensington North SD Replacement	9	released	\$1,393,464.65	\$0.00	\$99,314.17	\$1,063,026.23	\$10,434,827.00	(\$9,041,362.35)
Stormwater	ACA00001	B16175	Mira Mesa South Storm Drain Replacement	6	released	\$2,364,903.00	\$171,066.47	\$933,481.66	\$37,837.65	\$2,364,903.00	\$0.00
Stormwater	ACA00001	B17030	Bay Terraces & Skyline South SD Replacement	4	released	\$2,281,113.68	\$1,411,263.09	\$301,785.77	\$480,857.29	\$14,000,000.00	(\$11,718,886.32)
Stormwater	ACC00001	B17033	Los Pen Lagoon Restoration Ph 1	1	released	\$8,578,147.81	\$724,217.25	\$1,488,329.86	\$1,359,314.79	\$118,936,295.00	(\$110,358,147.19)
Stormwater	ACA00001	B17079	Manzana Storm Drain Replacement	4	completed	\$1,237,705.90	\$0.00	\$35,977.15	\$4,936.59	\$1,237,705.90	\$0.00
Stormwater	ACC00001	B17118	PB Dr SD Imp and Wetland Restoration	1, 2	released	\$212,251.10	\$0.00	\$28,801.14	\$0.00	\$14,898,800.00	(\$14,686,548.90)
Stormwater	S22015	B17119	Pump Station D Component Upgrade	2	released	\$5,578,700.91	\$3,673,148.33	\$576,451.57	\$779,243.39	\$42,890,000.00	(\$37,311,299.09)
Stormwater	ACA00001	B17143	Storm Drain Group 763	7	released	\$1,142,118.83	\$17,910.00	\$151,679.10	\$491,130.30	\$1,847,266.00	(\$705,147.17)
Stormwater	ACA00001	B17163	Palm Avenue Storm Drain Replacement	8	closed	\$547,077.09	\$0.00	\$27,645.64	\$0.00	N/A	N/A
Stormwater	ACA0000										

Stormwater	ACA00001	B19073	5th and Brookes SD Upgrade	3	released	\$2,667,147.00	\$74,072.64	\$329,492.73	\$1,349,148.99	\$6,015,938.00	(\$3,348,791.00)
Stormwater	ACA00001	B19089	Crown Point Storm Drain Replacement	1	released	\$310,300.00	\$52,092.60	\$40,715.55	\$158,424.68	\$1,292,059.88	(\$981,759.88)
Stormwater	ACA00001	B19090	Cardinal Road Emergency SD Replacement	7	completed	\$5,911,146.79	\$892.59	\$2,324.02	\$23,794.15	\$5,911,146.79	\$0.00
Stormwater	ACC00001	B19095	Streamview Drive Green Infrastructure	9, 4	released	\$6,939,537.46	\$371,310.99	\$128,026.69	\$6,011,476.85	\$16,154,200.00	(\$9,214,662.54)
Stormwater	ACA00001	B19101	Wellborn Street Storm Drain Emergency	3	completed	\$1,519,999.69	\$0.00	\$807.14	\$9,669.48	\$1,519,999.71	(\$0.02)
Stormwater	ACA00001	B19115	Florida Drive SD Emergency	3	closed	\$4,513,151.47	\$0.00	\$0.01	\$0.00	N/A	N/A
Stormwater	ACA00001	B19126	6500 Montezuma Rd SD Emergency	9	completed	\$7,515,000.00	\$0.00	\$518.53	\$151,560.86	\$7,515,000.00	\$0.00
Stormwater	ACA00001	B19131	4196 Rochester Rd SD Emergency	9	completed	\$3,239,800.00	\$0.00	\$9,438.30	\$9,593.43	\$3,239,800.09	(\$0.09)
Stormwater	ACA00001	B20019	Crest Canyon Park Emergency SD Replacement	1	completed	\$9,395,495.06	\$203,285.43	\$74,554.68	\$155,935.51	\$9,395,495.16	(\$0.10)
Stormwater	ACA00001	B20086	CMP Storm Drain Lining II	6, 7, 5, 2	released	\$2,470,574.00	\$812,312.17	\$898,229.91	\$505,084.68	\$2,470,574.00	\$0.00
Stormwater	ACA00001	B20087	CMP Storm Drain Lining III	2, 3, 8, 9	closed	\$534,482.34	\$0.00	\$4,156.54	\$0.00	N/A	N/A
Stormwater	ACA00001	B20124	Rancho Mission Canyon Emergency	7	completed	\$2,055,000.00	\$0.01	\$95,238.34	\$72,817.25	\$2,055,000.00	\$0.00
Stormwater	ACA00001	B20144	Worden St Storm Drain Emergency	2	completed	\$1,223,403.73	\$15,794.60	\$32,084.60	\$12,000.00	\$1,223,403.73	\$0.00
Stormwater	ACA00001	B21020	St Therese Way CMP Storm Drain Emergency	7	completed	\$820,000.00	\$67,342.86	\$36,515.89	\$13,461.60	\$897,215.82	(\$77,215.82)
Stormwater	ACA00001	B21063	Prairie Mound Way Corrugated Metal Pipe SD Emerg	4	completed	\$730,000.00	\$60,830.14	\$19,146.68	\$7,968.93	\$766,896.94	(\$36,896.94)
Stormwater	ACA00001	B21115	Cajon Way CMP Storm Drain Emergency	9	completed	\$1,992,500.00	\$129,548.99	\$55,317.05	\$62,859.41	\$1,992,500.00	\$0.00
Stormwater	ACA00001	B21126	5604 Campanile Way Storm Drain Repair Emergency	9	completed	\$1,835,742.46	\$305,240.73	\$346,918.17	\$4,028.82	\$1,835,742.46	\$0.00
Stormwater	ACA00001	B21127	4617 Antioch Pl Corrugated Metal Pipe SD Emergency	9	closed	\$763,657.79	\$0.00	\$8,369.64	\$0.00	N/A	N/A
Stormwater	ACA00001	B21138	3505 Udall St Corrugated Metal Pipe SD Emergency	2	completed	\$908,706.82	\$0.00	\$34,060.49	\$0.00	\$1,075,000.00	(\$166,293.18)
Stormwater	ACA00001	B21153	3405 Kite Street SD Emergency	3	completed	\$2,060,000.00	\$47,712.55	\$240,915.15	\$22,401.90	\$2,060,000.00	\$0.00
Stormwater	ACA00001	B22013	3984 Pacific Hwy Pump StationL. Emergency	2	completed	\$805,783.82	\$0.00	\$18,617.48	\$0.00	\$805,783.82	\$0.00
Stormwater	ACA00001	B22014	2128 Rancho Dr SD Repl SWD	4	completed	\$331,203.84	\$0.00	\$1,500.00	\$0.00	Not in P6	Not in P6
Stormwater	ACA00001	B22033	Crespo Dr (Mecca-Soledad) Improv (SD)	1	released	\$124,400.00	\$0.00	\$11,685.44	\$102,950.33	\$131,277.31	(\$6,877.31)
Stormwater	ACA00001	B22052	4182 60th St & 5973 Alta Mesa Wy Emergency	9	completed	\$3,201,232.00	\$1,830,259.15	\$96,524.15	\$197,698.47	\$3,201,232.00	\$0.00
Stormwater	ACA00001	B22058	Accelerated 4275 48th St Improv (SD)	9	released	\$3,308,882.24	\$0.00	\$137,693.59	\$3,018,143.17	\$18,665,600.00	(\$15,356,717.76)
Stormwater	ACA00001	B22066	4940 Panama Place SD Emergency	9	completed	\$160,000.00	\$28,938.02	\$13,669.06	\$31,904.93	\$160,000.00	\$0.00
Stormwater	ACA00001	B22067	914 Santa Clara Pl Pump Station N SD Emergency	2	released	\$5,000,000.00	\$2,124,259.78	\$1,820,635.57	\$54,357.80	\$5,000,000.00	\$0.00
Stormwater	ACA00001	B22078	Tuxedo Rd and Melotte St SD Emergency	7	completed	\$2,406,025.88	\$0.00	\$24,833.54	\$20,395.83	\$2,385,630.05	\$20,395.83
Stormwater	ACA00001	B22119	6314 St. Therese Way SD Repl SWD	7	completed	\$668,257.43	\$40,390.68	\$9,734.95	\$80,395.72	\$668,257.43	\$0.00
Stormwater	ACA00001	B22120	1218 Aqua Park St SD Repl SWD	8	completed	\$1,591,782.85	\$0.00	\$47,001.14	\$0.00	Not in P6	Not in P6
Stormwater	ACA00001	B22122	5861 College Ave SD Repl SWD	7	completed	\$310,160.00	\$24,479.51	\$12,033.09	\$51,880.09	\$310,160.00	\$0.00
Stormwater	ACA00001	B22123	6306 Wenrich Dr SD Repl SWD	7	completed	\$1,058,353.20	\$143,734.21	(\$1,743.64)	\$126,292.28	\$1,058,353.20	\$0.00
Stormwater	ACA00001	B22124	Carroll Cyn Dry Weather Flow Diversion	1	released	\$162,453.96	\$0.00	\$152,101.06	\$0.00	\$8,656,501.00	(\$8,494,047.04)
Stormwater	ACA00001	B22126	6576 Parkside Ave SD Repl SWD	4	released	\$202,200.00	\$47,441.96	\$1,374.98	\$152,271.40	\$668,620.00	(\$466,420.00)
Stormwater	ACA00001	B22127	Guy St and Pringle St SD Improv SWD	3	released	\$3,164,317.63	\$1,386,463.54	\$631,858.35	\$1,145,995.74	\$5,558,867.82	(\$2,394,550.19)
Stormwater	ACA00001	B22129	4101 Pacific Hwy Pump Station C Emergency	9, 2	released	\$4,100,000.00	\$326,780.85	\$947,536.66	\$159,268.41	\$4,100,000.00	\$0.00
Stormwater	ACA00001	B22130	Famosa Slough Alley Slope Restoration	2	released	\$1,241,566.78	\$378,451.28	\$680,311.79	\$171,938.73	\$3,280,731.00	(\$2,039,164.22)
Stormwater	ACA00001	B22153	2870 Mobley St SD Replacement	7	released	\$3,544,337.00	\$2,227,205.20	\$423,868.05	\$665,970.54	\$4,329,266.00	(\$784,929.00)
Stormwater	ACA00001	B23004	6118 Caminita Sacate SD Emergency	7	completed	\$1,725,000.00	\$664,157.47	\$72,183.79	\$14,000.53	\$1,750,000.00	(\$25,000.00)
Stormwater	ACA00001	B23022	6002 Camino Rico SD Improv SWD	7	completed	\$1,871,176.38	\$358,480.32	\$350,098.88	\$151,691.09	\$1,871,176.39	(\$0.01)
Stormwater	ACA00001	B23026	7717 Eagle Ridge Dr SD Improv SWD	7	completed	\$2,271,120.00	\$181,032.66	\$40,677.29	\$1,047,055.44	\$2,271,120.00	\$0.00
Stormwater	ACA00001	B23052	10210 Campus Point Drive SD Emergency	6	completed	\$600,000.00	\$0.00	\$33,323.64	\$70,972.87	\$529,145.00	\$70,855.00
Stormwater	ACA00001	B23054	F St and 32nd SD Improv SWD	4, 8	completed	\$993,000.00	\$0.00	\$12,798.93	\$107,335.14	Not in P6	Not in P6
Stormwater	ACA00001	B23068	Tonawanda Dr and Marmil Wy SD Improv SWD	4	completed	\$2,373,433.72	\$78,210.17	\$1,528,359.25	\$256,300.89	Not in P6	Not in P6
Stormwater	ACA00001	B23095	728 PB Dr Pump Station G Emergency	1, 2	completed	\$2,000,000.00	\$10,898.32	\$712,049.99	\$775,110.78	\$2,000,000.00	\$0.00
Stormwater	ACA00001	B23096	Fort Stockton and Allen Rd SD Improv SWD	3	released	\$700,000.00	\$0.00	\$3,468.94	\$696,531.06	Not in P6	Not in P6
Stormwater	ACA00001	B23097	Elm Ave and Harris Ave SD Replacement SWD	8	released	\$583,600.12	\$27,641.98	\$27,788.08	\$528,170.06	\$757,800.00	(\$174,199.88)
Stormwater	ACC00001	B23098	Auburn Creek Trash Capture Devices	9	released	\$2,029,467.50	\$827,722.98	\$1,100,315.69	\$99,872.81	\$23,624,095.00	(\$21,594,627.50)
Stormwater	ACA00001	B23099	20100 San Pasqual Rd SD Replacement	5	released	\$225,000.00	\$0.00	\$75,506.88	\$101,035.24	\$1,744,100.00	(\$1,519,100.00)
Stormwater	ACA00001	B23107	6933 Neptune Place SD Emergency	1	completed	\$1,753,500.00	\$27,546.50	\$1,281,992.80	\$363,439.04	\$1,973,500.00	(\$220,000.00)
Stormwater	ACA00001	B23115	4356 Altamirano Way SD Emergency	3	completed	\$3,056,342.00	\$0.00	\$2,260,820.94	(\$332,167.61)	\$4,262,144.10	(\$1,205,802.10)
Stormwater	ACA00001	B23116	5505 Morehouse Dr SD Emergency	6	completed	\$1,270,000.00	\$5.79	\$279,173.33	\$154,411.62	\$1,170,000.00	\$100,000.00
Stormwater	ACA00001	B23117	CMP SD Lining IV	1, 3, 6, 7, 5, 2	released	\$2,350,400.00	\$0.00	\$369,386.24	\$1,922,737.23	\$3,093,923.00	(\$743,523.00)
Stormwater	ACA00001	B23123	4304 Ebersole Dr SD Emergency	8	completed	\$1,820,000.00	\$0.00	\$1,728,235.89	\$2,444.85	\$1,970,000.00	(\$150,000.00)
Stormwater	ACA00001	B23124	3232 Dove St SD Emergency	3	completed	\$1,450,000.00	\$18,510.70	\$712,562.55	\$60,744.03	\$1,700,000.00	(\$250,000.00)
Stormwater	ACA00001	B23125	Pump Station H Catwalk Emergency	2	completed	\$667,000.00	\$0.00	\$277,581.68	\$315,073.74	\$667,000.00	\$0.00
Stormwater	ACA00001	B23134	Aldine Dr Storm Drain Emergency	9	completed	\$1,780,000.00	\$119,387.61	\$1,366,191.69	\$258,778.25	\$1,780,000.00	\$0.00
Stormwater	ACA00001	B23135	7671 Macaw Lane SD Emergency	7	completed	\$1,900,000.00	\$503,791.99	\$734,973.83	\$561,817.20	\$1,750,000.00	\$150,000.00
Stormwater	ACA00001	B23138	Jerabek Park SD Emergency	5	completed	\$850,000.00	\$130,272.78	\$251,732.60	\$72,390.04	\$850,000.00	\$0.00
Stormwater	ACA00001	B23139	5995 Eldergardens St Emergency	7	released	\$5,600,000.00	\$4,551,896.56	\$985,587.91	\$49,637.32	\$5,718,553.87	(\$118,553.87)
Stormwater	ACA00001	B23141	Del Sur Blvd and Del Sol Blvd SD SWD	8	completed	\$959,905.46	\$111,343.05	\$521,408.24	\$134,305.91	Not in P6	Not in P6
Stormwater	ACA00001	B23153	8803 Gilman Dr SD Emergency	1	completed	\$11,626,795.86	\$4,310,896.03	\$10,939,156.60	(\$3,658,248.32)	\$11,626,795.86	\$0.00
Stormwater	ACA00001	B23154	10428 Clairemont Mesa Blvd SD Emergency	7	completed	\$3,420,000.00	\$14,355.99	\$3,181,049.88	\$209,815.59	\$4,020,000.00	(\$600,000.00)
Stormwater	ACA00001	B23161	12200 Escala Drive SD Emergency	5	completed	\$1,625,000.00	\$277,383.86	\$1,301,249.68	\$10,638.02	\$1,625,000.00	\$0.00
Stormwater	ACA00001	B24006	8519 Sugarman Dr SD Emergency	1	completed	\$2,425,000.00	\$268,808.47	\$1,994,611.15	\$161,580.38	\$2,575,000.00	(\$150,000.00)
Stormwater	ACA00001	B24016	Health Center Dr SD SWD	7	released	\$420,120.00	\$0.00	\$5,743.10	\$414,376.90	\$5,824,748.83	(\$5,404,628.83)
Stormwater	ACA00001	B24017	Willow St at Zola St SD SWD	2	released	\$115,600.00	\$0.00	\$8,493.97	\$107,106.03	\$1,088,515.00	(\$972,915.00)
Stormwater	ACA00001	B24020	Red Pine Dr at Shady Elm Pl SD SWD	8	completed	\$434,500.00	\$18,752.22	\$154,130.11	\$261,617.67	\$434,500.00	\$0.00
Stormwater	ACA00001	B24021	Hawthorn St and 3rd Ave SD SWD	3	released	\$146,000.00	\$0.00	\$4,593.47	\$141,406.53	\$1,458,189.00	(\$1,312,189.00)
Stormwater	ACA00001	B24022	6100 Block Rancho Mission Rd SD SWD	7	released	\$24,400.00	\$0.00	\$2,241.60	\$22,158.40	\$569,404.00	(\$545,004.00)
Stormwater	ACA00001	B24023	1st Ave at Brookes Ave SD SWD	3	released	\$100,000.00	\$0.00	\$2,601.15	\$97,398.85	\$1,503,080.00	(\$1,403,080.00)
Stormwater	ACA00001	B24065	1105 Sutter Steet SD Emergency	3	completed	\$538,000.00	\$0.00	\$505,310.59	\$32,689.41	\$538,000.00	\$0.00
Stormwater	ACA00001	B24066	4502 Rhode Island Street SD Emergency	3	released	\$2,300,430.38	\$450,020.31	\$2,071,168.29	(\$220,758.22)	\$2,788,613.00	(\$488,182.62)
Stormwater	ACA00001	B24067	4451 Hermosa Way SD Emergency	3	completed	\$3,500,000.00	\$2,186,577.72	\$778,338.85	\$535,083.43	\$3,500,000.00	\$0.00
Stormwater	ACA00001	B24068	1391 Ava Street SD Emergency	4	completed	\$750,000.00	\$151,597.77	\$509,564.24	\$88,837.99	\$750,000.00	\$0.00
Stormwater	ACA00001	B24069	Ellen Browning Scripps Park Emergency	1	completed	\$2,124,740.00	\$0.00	\$1,874,037.42	\$250,702.58	\$2,124,740.00	\$0.00
Stormwater	ACA00001	B24081	3575 Nile Street SD Emergency	3	completed	\$125,000.00	\$36,321.84	\$7			

Stormwater	ACA0001	B24124	Pump Station D Outfall Improvements	2	released	\$300,000.00	\$0.00	\$19,731.37	\$280,268.63	\$30,249,353.00	(\$29,949,353.00)
Stormwater	ACA0001	B24128	2348 Greenwing Drive SD Emergency	7	released	\$2,300,000.00	\$0.00	\$98,742.97	\$2,201,257.03	\$5,000,000.00	(\$2,700,000.00)
Stormwater	ACA0001	B24129	4620 Alma Place SD Emergency	9	released	\$2,000,000.00	\$1,384,906.72	\$395,143.47	\$219,949.81	\$3,000,000.00	(\$1,000,000.00)
Stormwater	ACA0001	B24130	4878 Austin Drive SD Emergency	9	released	\$2,000,000.00	\$892,217.67	\$938,378.29	\$169,404.04	\$3,900,000.00	(\$1,900,000.00)
Stormwater	ACA0001	B24131	8097 Hemingway Ave SD Emergency	7	released	\$2,000,000.00	\$0.00	\$1,892,111.48	\$107,888.52	\$4,850,000.00	(\$2,850,000.00)
Stormwater	ACA0001	B24140	2681 Palace Drive SD Emergency	7	released	\$1,000,000.00	\$0.00	\$3,728.64	\$996,271.36	\$2,500,000.00	(\$1,500,000.00)
Stormwater	ACA0001	B24141	5124 Argonne Court SD Emergency	2	released	\$1,000,000.00	\$0.00	\$25,836.91	\$974,163.09	\$2,500,000.00	(\$1,500,000.00)
Stormwater	ACA0001	B24142	6137 Tarragona Drive SD Emergency	9	released	\$1,000,000.00	\$0.00	\$37,379.52	\$962,620.48	\$3,000,000.00	(\$2,000,000.00)
Stormwater	ACA0001	B24143	6201 Lorca Drive SD Emergency	9	released	\$500,000.00	\$0.00	\$146,846.33	\$353,153.67	\$2,500,000.00	(\$2,000,000.00)
Stormwater	ACA0001	B24144	6760 High Country Court SD Emergency	7	released	\$1,000,000.00	\$0.00	\$10,472.70	\$989,527.30	\$4,000,000.00	(\$3,000,000.00)
Stormwater	ACA0001	B24145	7403 Rowena Street SD Emergency	7	released	\$600,000.00	\$0.00	\$13,768.81	\$586,231.19	\$2,000,000.00	(\$1,400,000.00)
Stormwater	ACA0001	B24146	11131 Negley Avenue SD Emergency	5	released	\$500,000.00	\$0.00	\$31,406.90	\$468,593.10	\$2,000,000.00	(\$1,500,000.00)
Stormwater	Standalone	P24010	Stormwater CIP Program Management	1, 2, 3, 4, 5, 6, 7, 8, 9	released	\$8,500,000.00	\$1,418,995.91	\$2,306,633.31	\$4,774,370.78	Not in P6	Not in P6
Stormwater	Standalone	S00969	Carmel Country Road Low Flow Channel	1	released	\$7,727,499.00	\$1,316,638.25	\$697,519.05	\$5,181,500.27	\$9,855,938.00	(\$2,128,439.00)
Stormwater	Standalone	S20003	Maple Canyon Storm Drain Upgrade	3, 2	released	\$954,840.53	\$217.28	\$138,439.67	\$0.00	\$38,265,000.00	(\$37,310,159.47)
Stormwater	Standalone	S22008	Upper Auburn Creek Revitalization Project	9	released	\$2,542,915.26	\$0.00	\$994,106.06	\$1,472,000.00	\$86,810,695.00	(\$84,267,779.74)
Stormwater	Standalone	S22009	Chollas Creek Restoration 54th St & Euclid Ave	9, 4	released	\$2,697,855.00	\$92,008.20	\$839,092.94	\$1,705,756.20	\$65,431,797.00	(\$62,733,942.00)
Stormwater	Standalone	S24006	Pump Station G & 17 Full Improvement	1, 2	released	\$8,482,480.13	\$0.00	\$165,851.56	\$8,316,628.57	\$70,635,700.00	(\$62,153,219.87)
Stormwater	Standalone	S24008	SD East of Rachael Ave SWD	4	released	\$27,470,119.00	\$1,034,842.65	\$682,000.95	\$25,753,275.40	\$148,095,250.00	(\$120,625,131.00)
Stormwater	Standalone	S24011	Beta St Channel and SD Improvement	8	released	\$4,494,602.00	\$1,989,906.65	\$779,505.94	\$1,725,189.41	\$56,557,204.02	(\$52,062,602.02)
Stormwater	ACA0001	B24139	535 University Place SD Emergency	3	released	\$500,000.00	\$0.00	\$0.00	\$500,000.00	\$2,500,000.00	(\$2,000,000.00)
Stormwater	Standalone	S22015	Pump Station D Upgrade	2	released	\$664,000.00	\$0.00	\$0.00	\$664,000.00	Not in P6	Not in P6
Stormwater Total						\$701,630,370.74	\$68,717,794.81	\$78,496,701.39	\$432,057,127.58		
Transportation	AIK0003	B13125	Mission Beach Obstruction DIF 13 CR	1, 2	completed	\$586,925.17	\$0.00	\$0.00	\$120,717.59	\$586,925.17	\$0.00
Transportation	AIL0002	B15013	Interconnect Upgrades by Streets	1, 3, 5, 6, 9	released	\$500,000.00	\$0.00	\$0.00	\$46,379.00	\$500,000.00	\$0.00
Transportation	AIG0001	B15015	Morena Bl & W Bernardo Medians Project	2, 5	released	\$506,561.05	\$0.00	\$0.00	\$286,388.19	\$506,561.00	\$0.05
Transportation	AID0001	B15098	Block 252 UUP	2	completed	\$1,109,000.00	\$0.00	\$0.00	\$1,085,263.72	Not in P6	Not in P6
Transportation	AIL0002	B16032	TSCMP Group 1 Implementation	3, 6, 7, 9	released	\$3,192,065.61	\$0.00	\$0.00	\$1,910,904.86	\$2,236,613.18	\$955,452.43
Transportation	AIL0002	B17129	Otay Mesa/Nestor Communications Upgrade	8	released	\$300,000.00	\$2,090.35	\$0.00	\$176,125.79	\$300,000.00	\$0.00
Transportation	AIL0002	B17130	Montezuma Road Communications Upgrade	9	released	\$172,797.57	\$0.00	\$0.00	\$172,443.86	\$300,000.00	(\$127,202.43)
Transportation	AIL0002	B17131	Mission Blvd Communications Upgrade	2	released	\$200,000.00	\$0.00	\$0.00	\$192,334.66	\$200,000.00	\$0.00
Transportation	AIK0001	B18039	Wightman-Ogden to Shiloh Sidewalk	9	released	\$115,058.12	\$0.00	\$0.00	\$95,940.19	\$364,000.00	(\$248,941.88)
Transportation	AID0001	B18143	Block 701 (College Area) Rd Imp UU973 - Residential	9	completed	\$373,863.54	\$0.00	\$0.00	\$35,924.43	\$608,963.00	(\$235,099.46)
Transportation	AIK0001	B18157	Thermal Ave-Donax Av to Palm Ave Sidwlk	8	released	\$348,271.33	\$0.00	\$0.00	\$38,972.61	\$2,085,000.00	(\$1,736,728.67)
Transportation	AIL0005	B18163	Downtown Audibles S28	3	completed	\$27,000.00	\$0.00	\$0.00	\$13,256.89	\$27,000.00	\$0.00
Transportation	AIK0001	B19030	Wabaska-Voltaire St to Tennyson Sidewalk	2	released	\$19,969.55	\$0.00	\$0.00	\$4,715.44	\$345,254.00	(\$325,284.45)
Transportation	AIL0001	B19043	1st Ave and A St Curb Extension	3	released	\$161,000.00	\$0.00	\$0.00	\$137,902.07	\$160,190.00	\$810.00
Transportation	AIL0001	B19045	Rectangular Rapid Flash Beacons Grp 1904	1, 2, 3, 4, 5, 6, 7, 8, 9	completed	\$42,494.61	\$720.00	\$0.00	\$1,901.01	Not in P6	Not in P6
Transportation	AIA0001	B19137	National Avenue Complete Street	4	released	\$30,000.00	\$9,600.00	\$0.00	\$13,883.51	\$30,000.00	\$0.00
Transportation	AIK0001	B20059	Sea World Dr Sidewalk	2	released	\$14,382.54	\$0.00	\$0.00	\$7,436.74	\$374,382.54	(\$360,000.00)
Transportation	AID0001	B20098	Block 1Y (Torrey Pk/Carmel Vly) SL UU798	1	released	\$852,000.00	\$0.00	\$0.00	\$848,177.81	\$806,000.00	\$46,000.00
Transportation	AID0005	B20099	Allied Gardens Improv 3 (P)	7	released	\$150,000.00	\$0.00	\$0.00	\$145,208.85	\$1,869,845.05	(\$1,719,845.05)
Transportation	AIL0001	B21016	Electronic Speed Signs on Acena Dr	5	released	\$16,000.00	\$0.00	\$0.00	\$4,082.41	\$16,000.00	\$0.00
Transportation	AID0005	B21084	Otay 2nd Pipeline Phase 1 - paving	4	released	\$61,119.70	\$61,119.70	\$0.00	\$0.00	\$61,119.70	\$0.00
Transportation	AID0005	B21085	16-in & Larger CI W&S Main Repl Group A - paving	1, 2, 3, 7	completed	\$288,035.17	\$0.00	\$0.00	\$52,119.91	\$236,395.36	\$51,639.81
Transportation	AIA0001	B21123	Sewer and AC Water GJ 778 (BL)	4	completed	\$113,728.04	\$0.00	\$0.00	\$113,728.04	\$113,728.04	\$0.00
Transportation	AIA0001	B21136	AC Water & Sewer Group 1056 (BL)	6, 7	released	\$64,000.00	\$64,000.00	\$0.00	\$0.00	\$64,000.00	\$0.00
Transportation	AID0005	B21150	Water Group 970 CI (P)	2, 3, 7, 9	completed	\$156,341.50	\$0.00	\$0.00	\$183.43	\$156,341.50	\$0.00
Transportation	AIA0001	B22025	Alvarado 2nd Extension Pipeline (BL)	2, 3, 7	released	\$439,000.00	\$0.00	\$0.00	\$439,000.00	\$439,000.00	\$0.00
Transportation	AID0005	B22053	Enrico Fermi Dr & Airway Rd Strt Improv	8	completed	\$827,388.00	\$0.00	\$0.00	\$9,950.00	\$827,438.00	(\$50.00)
Transportation	AID0005	B22062	AC Water & Sewer Group 1029 (P)	4	released	\$265,344.66	\$161,240.73	\$0.00	\$104,103.93	\$2,470,000.00	(\$2,204,655.34)
Transportation	AIA0001	B22105	University City Improv 1 (BL)	6	released	\$92,000.00	\$0.00	\$0.00	\$92,000.00	\$149,302.00	(\$57,302.00)
Transportation	AID0005	B22138	Crespo Dr (Mecca-Soledad) Improv (P)	1	released	\$25,000.00	\$0.00	\$0.00	\$25,000.00	\$688,400.00	(\$663,400.00)
Transportation	AID0005	B22144	Sewer and AC Water Group 1032 (SS)	8	released	\$1,096,000.00	\$0.00	\$0.00	\$220,556.66	\$1,096,000.00	\$0.00
Transportation	AID0005	B23020	Orange Ave Rd Imp UU24 (SS)	9	released	\$400,000.00	\$397,416.49	\$0.00	\$2,583.51	\$397,416.49	\$2,583.51
Transportation	AID0005	B23060	Sewer and AC Water GJ 778 (P)	4	completed	\$326,665.00	\$0.00	\$0.00	\$326,665.00	\$375,664.75	(\$48,999.75)
Transportation	AID0005	B23087	Sewer Group 836 (P)	3	released	\$136,678.68	\$136,678.68	\$0.00	\$0.00	\$166,678.68	(\$30,000.00)
Transportation	AIA0001	B23090	AC Water & Sewer Group 1048 (BL)	6	released	\$124,538.00	\$0.00	\$0.00	\$124,538.00	\$124,538.00	\$0.00
Transportation	AID0005	B23094	AC Water & Sewer Group 1036 (P)	9	completed	\$223,158.82	\$0.00	\$0.00	\$188.32	\$596,756.84	(\$373,598.02)
Transportation	AID0005	B23113	Sewer and AC Water Group 763 (P)	2, 7	released	\$850,000.00	\$850,000.00	\$0.00	\$0.00	\$850,000.00	\$0.00
Transportation	AIA0001	B24000	Lake Murray Improv 2 (BL)	7	released	\$255,661.93	\$0.00	\$0.00	\$255,661.93	\$305,329.31	(\$49,667.38)
Transportation	AID0005	B24001	Montezuma PPL/Mid-City Pipeline Ph 2 (P)	9	released	\$290,973.00	\$0.00	\$0.00	\$290,973.00	\$290,973.00	\$0.00
Transportation	AIA0001	B24002	Clairemont Mesa East Improv 2 (BL)(VZ)	2	released	\$200,000.00	\$0.00	\$0.00	\$200,000.00	\$200,000.00	\$0.00
Transportation	AID0005	B24024	Old Town Improv 1 (P)	2, 3	released	\$388,810.00	\$388,810.00	\$0.00	\$0.00	\$388,810.00	\$0.00
Transportation	AID0005	B24028	Paradise Hills Improv 1 (P)	4	released	\$155,000.00	\$140,185.36	\$0.00	\$14,814.64	\$155,000.00	\$0.00
Transportation	AID0005	B24059	AC Water & Sewer Group 1052A (P)	4, 8	released	\$226,494.00	\$188,744.95	\$0.00	\$37,749.05	\$188,744.95	\$37,749.05
Transportation	AID0005	B24060	College Area Swr & AC Wtr Main Repl (P)	9	released	\$81,304.00	\$0.00	\$0.00	\$81,304.00	\$81,304.00	\$0.00
Transportation	AID0005	B24061	Sewer & AC Water Group 765A (P)	4	released	\$1,233,183.00	\$0.00	\$0.00	\$1,233,183.00	\$1,233,183.00	\$0.00
Transportation	AID0001	AID0001	Utilities Undergrounding Program	N/A	N/A	\$1,271,098.16	\$0.00	\$0.00	\$1,271,098.16	N/A	N/A
Transportation	AID0005	AID0005	Street Resurfacing and Reconstruction	N/A	N/A	\$560,251.30	\$0.00	\$0.00	\$560,251.30	N/A	N/A
Transportation	AID0007	AID0007	Bus Stop Improvements	N/A	N/A	\$4,942.31	\$0.00	\$0.00	\$4,942.31	N/A	N/A
Transportation	AIE0001	AIE0001	Bridge Rehabilitation	N/A	N/A	\$187,576.36	\$0.00	\$0.00	\$187,576.36	N/A	N/A
Transportation	AIG0001	AIG0001	Median Installation	N/A	N/A	\$63,362.99	\$0.00	\$0.00	\$63,362.99	N/A	N/A
Transportation	AIK0001	AIK0001	New Walkways	N/A	N/A	\$900,000.00	\$0.00	\$0.00	\$900,000.00	N/A	N/A
Transportation	AIL0005	AIL0005	Traffic Signals Modification	N/A	N/A	\$108,358.30	\$0.00	\$0.00	\$108,358.30	N/A	N/A
Transportation	AID0001	B00836	District 1 Block 1-J UUD	1	released	\$2,171,808.85	\$0.00	\$71,507.69	\$1,550,105.59	\$2,571,809.17	(\$400,000.32)
Transportation	AID0001	B12067	Block 251 South Mission Beach UUD	2	released	\$913,000.00	\$5,223.68	\$273,979.59	\$59,191.06	\$913,000.00	\$0.00
Transportation	AIL0005	B13008	Pacific Hwy & W Palm St Signal Mod	2	completed	\$518,741.40	\$0.00	\$4,867.53	\$15,750.21	\$633,740.00	(\$114,998.60)
Transportation	AIL0005	B13010	Signal Mods in Barrio Logan	8	released	\$1,082,383.63	\$0.00	\$44,337.69	\$735,371.67	\$2,151,900.00	(\$1,069,516.37)

FY24 Project to Date Budget
 Includes projects that closed in FY 2024
 Includes individual phases for L projects
 Not in P6=projects not in P6
 N/A=not applicable information available for Projects

Transportation	AIK00003	B13066	Redwood & 30th CR Obstruction DS	3	completed	\$833,747.45	\$0.00	\$14,230.04	\$1,121.69	\$833,747.45	\$0.00
Transportation	AIA00001	B13088	Camino del Este Path Xing Improvements	3	completed	\$943,402.00	\$0.00	\$4,371.22	\$9,297.27	\$934,104.73	\$9,297.27
Transportation	AID00005	B24075	Crown Point Ingraham UU854 (P)	1	released	\$103,093.00	\$0.00	\$0.00	\$103,093.00	Not in P6	Not in P6
Transportation	AID00001	B13151	Block 1M UUD (La Jolla 4)	1	released	\$749,000.00	\$8,223.25	\$202,084.17	\$37,108.06	\$749,000.00	\$0.00
Transportation	AID00001	B13152	Block 4-J1 UUD (Mid City)	4	released	\$655,000.00	\$0.00	\$8,501.69	\$115,355.86	\$655,000.00	\$0.00
Transportation	AID00001	B13155	Block 8C UUD (Greater Golden Hill)	3	released	\$840,000.00	\$145,731.83	\$11,982.53	\$172,984.21	\$840,000.00	\$0.00
Transportation	AIL00004	B14015	Beyer Bl @ Smythe Ave Traffic Signal	8	released	\$1,185,795.01	\$0.00	\$53,954.85	\$383,188.47	\$2,098,377.00	(\$912,581.99)
Transportation	AIL00005	B14048	Traffic Signal Upgrades Citywide FY14	1, 3, 6, 7, 9, 2	released	\$2,099,527.57	\$744,004.00	\$181,966.14	\$282,860.11	\$2,151,028.00	(\$51,500.43)
Transportation	AIL00002	B14084	Balboa Ave TS Interconnect	2, 6	released	\$400,000.00	\$18,153.30	\$42,042.10	\$98,659.23	\$400,000.00	\$0.00
Transportation	AIL00001	B15011	Navajo DIF Electronic Speed Signs	7	completed	\$279,191.58	\$0.00	\$1,066.01	\$165,858.08	\$279,191.58	\$0.00
Transportation	AID00005	B24076	AC Water & Sewer Group Job 1023B (P)	3	released	\$33,323.06	\$0.00	\$0.00	\$33,323.06	\$33,323.06	\$0.00
Transportation	AIL00004	B15014	31st St & Market St School Traffic Sgnal	9	released	\$1,327,000.00	\$819,000.00	\$110,871.28	\$133,520.90	\$1,597,100.00	(\$270,100.00)
Transportation	AID00005	B24078	North City Pure Water Pipeline (P)	5, 6	released	\$2,099,897.00	\$2,099,896.56	\$0.44	\$0.00	Not in P6	Not in P6
Transportation	AIL00004	B15047	Division St & Osborn St Traffic Signal	8	released	\$1,473,278.89	\$22,910.17	\$89,175.71	\$1,142,821.25	\$1,642,278.00	(\$168,999.11)
Transportation	AIL00002	B15065	Pacific Beach TS Interconnect Upgrade	1, 7, 2	released	\$3,221,864.73	\$3,160.50	\$186,277.43	\$2,364,224.88	\$2,819,219.00	\$402,645.73
Transportation	AID00001	B15084	Block 1M1 (SL)	1	completed	\$280,655.56	\$0.00	\$16,308.13	\$233,691.87	\$865,000.00	(\$584,344.44)
Transportation	AID00001	B15085	Block 7G2 UUP	9	released	\$1,478,193.00	\$1,200.00	\$67,563.21	\$269,842.76	\$1,478,192.54	\$0.46
Transportation	AID00001	B15086	Block 6H UUP	2	released	\$703,000.00	\$66,914.08	\$161,228.07	\$3,997.87	\$703,000.00	\$0.00
Transportation	AID00001	B15087	Block 4Y UUP	4	released	\$1,969,000.00	\$413,421.32	\$88,981.29	\$72,344.94	\$1,969,000.33	(\$0.33)
Transportation	AID00001	B15093	Seminole Drive UUP (Stanley to Estelle) - 20A	9	released	\$190,000.00	\$31,724.00	\$23,193.02	\$42,470.22	\$190,000.00	\$0.00
Transportation	AID00001	B15097	Block 8R UUP	8	released	\$564,000.00	\$0.00	\$13,534.24	\$212,865.73	\$1,464,000.00	(\$900,000.00)
Transportation	AID00005	B24079	Morena B1 Southern & Waterlines (P)	7	released	\$1,473,374.00	\$0.00	\$0.00	\$1,473,374.00	Not in P6	Not in P6
Transportation	AIE00001	B15127	Off FHWA System Bridge Rehabilitation	3, 7, 5, 9	completed	\$555,385.38	\$0.00	\$329.85	\$4,134.88	\$551,250.80	\$4,134.58
Transportation	AIE00001	B15128	On System Bridge Rehabilitation	1, 3, 6, 8, 2	completed	\$1,947,572.22	\$0.00	\$6,506.39	\$7,713.24	\$1,939,859.35	\$7,712.87
Transportation	AIK00001	B15168	Genesee Ave-Chateau to Sauk Sidwkw	2	released	\$4,899,015.08	\$117,948.69	\$253,092.95	\$3,849,099.78	\$4,899,015.00	\$0.08
Transportation	AIH00001	B16007	Citywide Street Lights Group 1601	1, 3, 6, 9, 2, 4	completed	\$880,999.68	\$0.00	\$84,516.10	\$4,175.36	\$922,999.68	(\$42,000.00)
Transportation	AIH00001	B16008	Citywide Street Lights Group 1602	3, 6, 8, 7, 9, 4	completed	\$655,000.00	\$0.00	\$22,333.17	\$36,103.73	\$697,000.00	\$8,000.00
Transportation	AID00005	B16024	Asphalt Overlay Group 1601	1, 2, 3, 4, 5, 6, 7, 8, 9	completed	\$12,168,114.68	\$158,020.11	\$4,996.31	\$87,026.31	\$12,069,027.84	\$99,086.84
Transportation	AIK00003	B16030	Sidewalk Replacement Group 1604	1, 2, 3, 4, 5, 6, 7, 8, 9	completed	\$1,808,432.52	\$43,901.05	\$4,422.42	\$2,453.58	\$1,808,421.62	\$10.90
Transportation	AID00005	B24080	AC Water Group 1027A (P)	3	released	\$192,000.00	\$0.00	\$0.00	\$192,000.00	\$192,000.00	\$0.00
Transportation	AIK00001	B16100	ADA S/W Group 3E W Point Loma	2	completed	\$2,154,800.35	\$8,447.41	\$140,467.97	\$474,599.45	\$2,157,590.00	(\$2,789.65)
Transportation	AIK00001	B16107	ADA S/W Group 4E College	9, 4	completed	\$978,596.55	\$0.00	\$28,930.99	\$12,242.15	\$978,596.55	\$0.00
Transportation	AIK00003	B16108	ADA Curb Ramp Winder & McKee	3	completed	\$991,800.00	\$0.00	\$3,266.40	\$5,231.69	\$991,800.00	\$0.00
Transportation	AIH00002	B16118	Loma Palisades SL Series Circuit Conversion	2	completed	\$1,347,000.00	\$142,717.34	\$218,097.47	(\$22,637.29)	\$1,397,000.00	(\$50,000.00)
Transportation	AIH00002	B16119	Pacific Beach 1 SL Series Circuit Conversion	1	released	\$6,125,000.00	\$0.00	\$115,814.41	\$5,481,702.22	\$6,600,000.00	(\$475,000.00)
Transportation	AIL00005	B16151	Signal Mods at Various Locations Grp16	2, 3	closed	\$400,902.71	\$0.00	\$11,199.45	\$0.00	N/A	N/A
Transportation	AIL00001	B17003	El Cajon Bl-Highland-58th Improv (VZ)	9	completed	\$1,630,000.00	\$0.00	\$181,013.79	\$73,394.79	\$1,577,999.75	\$52,000.25
Transportation	AID00001	B17012	Mt Acadia (Mt Alifan-Mt Burnham)SL UU621	2	completed	\$448,000.00	\$0.00	\$23,348.31	\$35,535.81	\$448,000.00	\$0.00
Transportation	AID00001	B17013	Seminole PH2 (El Cajon-Stanley) SL UU630	9	released	\$320,000.00	\$41,266.50	\$14,655.41	\$89,749.46	\$320,000.09	(\$0.09)
Transportation	AIL00002	B17014	Implementation of TSCMP Group 2	1, 7, 8	released	\$1,535,127.07	\$0.00	\$193,145.29	\$445,926.74	\$1,535,127.07	\$0.00
Transportation	AIL00004	B17016	Governor Dr @ Lakewood St Traffic Signal	6	closed	\$679,236.15	\$0.00	\$2,363.50	\$0.00	N/A	N/A
Transportation	AIL00004	B17019	31st St @ National Ave Traffic Signal	8	released	\$1,191,038.93	\$0.00	\$30,000.09	\$984,345.17	\$1,608,400.00	(\$417,361.07)
Transportation	AIH00001	B17050	Citywide Street Lights Group 1701	1, 3, 6, 9, 2, 4	released	\$845,600.00	\$7,008.06	\$137,860.78	\$18,390.39	\$845,600.24	(\$0.24)
Transportation	AIH00001	B17051	Citywide Street Lights Group 1702	3, 6, 8, 7, 9	released	\$666,561.52	\$40,195.92	\$287,387.10	\$461.74	\$681,561.52	(\$15,000.00)
Transportation	AIA00001	B17056	Downtown Complete Street Implementation	3	completed	\$9,920,273.86	\$119,192.90	\$54,165.12	\$92,177.10	\$9,833,774.27	\$86,499.59
Transportation	AIK00001	B17065	70th-Alvarado to Saranac-Sidewalk	9	released	\$647,825.00	\$0.00	\$12,416.68	\$332,001.81	\$707,825.00	(\$60,000.00)
Transportation	AIE00001	B17066	Fairmount Ave Bridge Rehab East	9	released	\$1,652,491.94	\$59,113.11	\$44,240.79	\$1,281,146.47	\$4,431,058.28	(\$2,778,566.34)
Transportation	AIE00001	B17067	Fairmount Ave Bridge Rehab West	9	released	\$1,637,514.56	\$59,113.11	\$40,482.85	\$1,287,538.41	\$6,123,058.29	(\$4,485,543.73)
Transportation	AID00001	B17071	Fanuel St III (Grand-PB Dr) Rd Imp UU188	1	released	\$606,540.31	\$0.00	\$35,336.25	\$403,421.69	\$835,166.74	(\$228,626.43)
Transportation	AID00005	B17095	Asphalt Resurfacing Group 1702	2, 3, 5, 6, 7, 8, 9	completed	\$12,728,769.47	\$0.00	\$4,335.42	\$565,211.59	\$11,970,623.15	\$758,146.32
Transportation	AID00001	B17098	San Vicente PH I-II Rd Imp UU505-UU506	4	released	\$1,298,200.00	\$0.00	\$113,676.13	\$915,907.99	\$3,100,000.00	(\$1,801,800.00)
Transportation	AIH00002	B17101	Plumosa Park Series Circuit Conversion	2	released	\$1,675,000.00	\$1,197.39	\$558,176.36	\$75,161.69	\$1,675,000.00	\$0.00
Transportation	AIK00001	B17102	North Park Mini Park Ped Improvements	3	released	\$3,493,592.59	\$231,692.47	\$2,367,667.45	\$108,474.38	\$4,184,167.59	(\$690,575.00)
Transportation	AIA00001	B17113	Chollas Creek to Baysshore Multi Use Path	8	released	\$1,740,401.94	\$566,497.00	\$206,281.16	\$115,167.45	\$9,077,900.00	(\$7,337,498.06)
Transportation	AIK00003	B17114	Curb Ramp Improvement Group 1701	3, 8, 2	completed	\$3,957,865.56	\$594,486.94	\$462,227.79	\$75,109.88	\$3,957,866.08	(\$0.52)
Transportation	AIL00002	B17123	Miramar, LIV, Genesee TSCMP Grp 3	1	released	\$2,000,000.00	\$115,514.09	\$228,015.70	\$1,408,705.25	\$2,000,000.00	\$0.00
Transportation	AIL00005	B17128	Mid-City & Eastern Area Signal Mods	9, 4	released	\$1,859,626.21	\$58,615.97	\$758,013.08	\$155,065.76	\$1,859,626.21	\$0.00
Transportation	AIL00001	B24085	Ashley Falls Dr ESS	1	released	\$18,000.00	\$0.00	\$0.00	\$18,000.00	\$18,000.00	\$0.00
Transportation	AID00005	B24087	Block 7G2 Rd Improv UU209 UU629 (P)	9	released	\$1,880,000.00	\$0.00	\$0.00	\$1,880,000.00	\$1,880,000.00	\$0.00
Transportation	AID00005	B24091	AC Water & Sewer Group 1050 (P)	7	released	\$1,404,051.00	\$1,401,684.50	\$0.00	\$2,366.50	\$1,404,051.00	\$0.00
Transportation	AIL00001	B17136	Electronic Speed Signs Group 1702	7	released	\$80,000.00	\$0.00	\$3,278.13	\$52,275.81	\$80,000.00	\$0.00
Transportation	AIH00002	B17145	Abbot Street Series Circuit Conversion	2	completed	\$1,160,992.57	\$0.00	\$324,126.80	\$41,767.17	\$1,182,993.00	(\$22,000.43)
Transportation	AIH00002	B17146	Kensington Hts #2 Series Circuit Upgrade	9	released	\$2,640,000.00	\$155,297.63	\$667,186.85	\$199,548.20	\$2,657,274.15	(\$17,274.15)
Transportation	AIE00002	B17154	Regional Arterial Guardrail Group 1	1, 5	completed	\$117,400.00	\$0.00	\$15,078.66	\$66,473.03	\$40,000.00	\$77,400.00
Transportation	AIL00005	B17178	ADACA Southeastern APS PROW S11	9	closed	\$11,184.87	\$0.00	\$622.17	\$0.00	N/A	N/A
Transportation	AID00005	B17188	Street Reconstruction Group 1801	6	released	\$15,218,386.30	\$6,841,318.86	\$2,725,794.05	\$487,165.51	\$15,409,533.04	(\$191,146.74)
Transportation	AIL00001	B18001	Electronic Speed Signs Group 1801	1, 2, 3, 4, 5, 6, 7, 8, 9	released	\$124,000.00	\$0.00	\$11,375.45	\$72,302.65	\$124,000.00	\$0.00
Transportation	AIG00001	B18008	Foothill Blvd & Loring St Roundabout	1	released	\$3,632,069.62	\$1,009,425.45	\$1,366,616.34	\$544,675.88	\$3,828,338.62	(\$196,269.00)
Transportation	AIG00001	B18009	Crown Point Drive Roundabouts	1	released	\$2,419,844.18	\$40,851.92	\$317,070.17	\$1,169,989.65	\$5,320,366.95	(\$2,900,522.77)
Transportation	AIH00001	B18012	Citywide Street Lights Group 1801	7	released	\$250,000.00	\$0.00	\$22,487.10	\$74,229.58	\$400,000.00	(\$150,000.00)
Transportation	AIK00001	B18017	73rd St-El Cajon Bl to Saranac-Sidewalk	9	released	\$831,750.00	\$3,362.09	\$49,389.13	\$374,123.14	\$831,750.00	\$0.00
Transportation	AIK00001	B18019	Howard Ave-Village Pine to Iris Sidewalk	8	completed	\$1,230,142.00	\$60,225.30	\$154,132.71	\$2,847.82	\$1,230,142.00	\$0.00
Transportation	AID00001	B18023	Block 2BB (Pacific Beach) SL UU854	1	released	\$1,673,756.98	\$2,805.26	\$137,115.76	\$1,404,366.32	\$1,943,756.98	(\$270,000.00)
Transportation	AIL00001	B18024	Coast Walk Parking Project	1	released	\$199,032.03	\$0.00	\$219.32	\$89,338.22	\$279,032.03	(\$80,000.00)
Transportation	AID00005	B24093	Fanuel PHI Rd Imp UU8 (P)	1	released	\$126,492.00	\$0.00	\$0.00	\$126,492.00	Not in P6	Not in P6
Transportation	AIL00001	B18046	Kettner & Palm Pedestrian Hybrid Beacon	2	released	\$1,424,764.70	\$0.00	\$49,271.30	\$1,147,289.11	\$1,580,810.00	(\$156,045.30)
Transportation	AIL00001	B18048									

Transportation	AIL00002	B18052	Install interconnect and new ethernet comm network	6, 7	released	\$250,000.00	\$35,631.45	\$63,230.02	\$418.65	\$250,000.00	\$0.00
Transportation	AIK00001	B18054	ADA Mid-City MS TSW-1	9	released	\$1,437,799.71	\$102,558.03	\$806,244.65	\$142.92	\$1,535,799.91	(\$98,000.20)
Transportation	AIK00003	B18061	ADA Torrey Pines APS PROW-S25	1	completed	\$405,000.00	\$9,603.00	\$129,687.67	\$77,061.68	\$405,000.00	\$0.00
Transportation	AIL00005	B18069	Ash Street Signal Mods	3	released	\$803,265.84	\$399,070.00	\$52,694.43	\$125,776.55	\$803,265.84	\$0.00
Transportation	AIL00004	B18083	Center City - New Traffic Signals	3	completed	\$995,218.00	\$0.00	\$2,365.74	\$16,173.80	\$995,218.00	\$0.00
Transportation	AID00001	B18127	Marlesta/Beagle (Genessee/Beagle/Ashford) SL UU465	2	closed	\$448,724.14	\$0.00	\$69,425.36	\$0.00	N/A	N/A
Transportation	AID00001	B18129	Block 7T - Allied Gardens Streetlights UU65	7	released	\$640,379.18	\$0.00	\$155,081.90	\$429,488.87	\$1,759,000.00	(\$1,118,620.82)
Transportation	AID00001	B18130	Orange Ave PH3 (Central - Fairmount) Stlights UU24	9	completed	\$296,856.00	\$6,693.00	\$18,421.35	\$37,082.88	\$296,855.72	\$0.28
Transportation	AID00005	B18134	Asphalt Resurfacing Group 1901	1, 6, 7, 2	completed	\$11,559,621.58	\$174.35	\$1,141,415.44	\$93,722.63	\$11,606,596.28	(\$46,974.70)
Transportation	AID00005	B18135	Asphalt Resurfacing Group 1902	2, 3, 8	completed	\$2,783,406.17	\$0.00	\$4,835.92	\$168,982.39	\$2,357,223.64	\$426,182.53
Transportation	AID00001	B18136	Howard Phase I -II(Park-Texas) Rd Imp UU71 - UU72	3	released	\$911,598.00	\$0.00	\$26,739.06	\$632,696.98	\$1,086,105.42	(\$174,507.42)
Transportation	AID00001	B18137	Coronado SB (27th SB- Madden) Rd Imp UU193	8	released	\$692,253.68	\$0.00	\$37,015.48	\$542,797.60	\$1,136,146.00	(\$443,892.32)
Transportation	AID00001	B18138	Wightman (Chamoune -Euclid) Rd Imp UU388	9	released	\$354,288.00	\$0.00	\$47,890.75	\$142,452.02	\$900,000.00	(\$545,712.00)
Transportation	AIL00001	B18139	Antigua Bl / Matador Ct Flashing Beacon	7	released	\$12,000.00	\$0.00	\$225.00	\$6,006.41	\$12,000.00	\$0.00
Transportation	AID00001	B18140	Mission Blvd (Loring St -Turquoise St) Rd Imp UU30	1	released	\$1,518,046.00	\$0.00	\$46,632.95	\$1,265,930.21	\$1,419,552.00	\$98,494.00
Transportation	AID00001	B18141	32nd St PHII (Market-imp.) Rd Imp UU17	9	released	\$910,449.70	\$0.00	\$122,818.07	\$538,516.72	\$1,190,450.00	(\$280,000.30)
Transportation	AID00001	B18142	Block 6DD1 (Clairemont Mesa) Rd Imp UU410	2	released	\$2,044,264.15	\$0.00	\$33,136.28	\$1,734,704.59	\$2,984,764.00	(\$940,499.85)
Transportation	AID00005	B24094	Ingulf St (Morena-Erie) Rd Imp UU123 (P)	2	released	\$161,647.00	\$0.00	\$0.00	\$161,647.00	Not in P6	Not in P6
Transportation	AID00001	B18144	32nd St Phase I (Market St - F St) Rd Imp UU386	9	released	\$424,100.20	\$0.00	\$36,203.88	\$217,557.10	\$649,448.45	(\$225,348.25)
Transportation	AID00001	B18147	31st Street (Market Street - L Street) Rd Imp UU11	9	released	\$392,472.81	\$0.00	\$17,693.22	\$154,833.47	\$890,845.78	(\$498,372.97)
Transportation	AID00001	B18148	Cass St (Grand Ave -Pacific Beach Dr) Rd Imp UU143	1	released	\$317,018.70	\$0.00	\$26,532.78	\$160,508.00	\$1,528,991.14	(\$1,211,972.44)
Transportation	AID00001	B18149	Golfcrest Dr (Jackson Dr - Wandermere)Rd Imp UU584	7	released	\$818,673.00	\$226,201.69	\$163,768.00	\$172,958.39	\$1,046,046.33	(\$227,373.33)
Transportation	AID00001	B18150	25th (SB) St (Coronado ave -Grove Ave)Rd Imp UU995	8	released	\$287,463.51	\$0.00	\$18,974.55	\$129,054.94	\$300,000.00	(\$12,536.49)
Transportation	AID00001	B18151	Hughes St (58th Street - Jodi Street) Rd Imp UU101	9	released	\$321,935.25	\$0.00	\$69,606.95	\$80,718.30	\$870,510.38	(\$548,575.13)
Transportation	AID00001	B18153	Hilltop Dr PH I(Boundary St-Toyne St) Rd Imp UU617	9	released	\$988,453.00	\$0.00	\$109,029.04	\$627,518.36	\$1,400,000.00	(\$411,547.00)
Transportation	AID00001	B18155	Block 1M (La Jolla 4) Rd Imp UU659 RP	1	released	\$2,110,146.35	\$0.00	\$120,270.08	\$1,748,762.15	\$1,857,978.00	\$252,168.35
Transportation	AID00005	B24095	San Diego Avenue (Old Town- McKee) UU598 (P)	3	released	\$434,000.00	\$0.00	\$0.00	\$434,000.00	Not in P6	Not in P6
Transportation	AIK00001	B18158	54th-Market to Santa Margarita Sidwlc	4	released	\$1,480,302.00	\$467,979.09	\$221,161.37	\$254,200.54	\$1,741,813.60	(\$261,511.60)
Transportation	AIL00005	B18162	Downtown Audibles O4th & E S29	3	released	\$777,016.93	\$0.00	\$64,980.39	\$546,270.97	\$1,400,000.00	(\$622,983.07)
Transportation	AIL00005	B18166	Uptown Audibles S3	1	released	\$62,000.00	\$0.00	\$16,642.53	\$44,693.36	\$62,000.00	\$0.00
Transportation	AIE00002	B18201	Regional Arterial Guardrail Group 2a (Blk Mtn Rd)	5	completed	\$587,850.16	\$0.00	\$34,731.42	\$16,108.41	\$587,850.16	\$0.00
Transportation	AIE00002	B18225	Crown Point Guardrail	1	released	\$273,000.00	\$0.00	\$46,414.34	\$128,944.59	\$273,000.00	\$0.00
Transportation	AID00005	B19007	Miramar Ranch North Paving G1	5, 6	completed	\$4,955,000.21	\$5,440.96	\$304,484.93	\$244,238.45	\$4,965,761.76	(\$10,761.55)
Transportation	AIK00003	B19012	Sidewalk Replacement Grp 1901 - North Park & OB	2, 3	completed	\$2,098,483.21	\$0.00	\$4,554.59	\$95,463.66	\$1,996,021.50	\$102,461.71
Transportation	AIK00003	B19013	Sidewalk Replacement Grp 1902-Clmnt Mesa	2	released	\$5,287,947.97	\$3,253,957.34	\$905,554.08	\$457,665.42	\$6,527,102.34	(\$1,239,154.37)
Transportation	AIK00003	B19014	Sidewalk Repl Grp 1903-Southeastern & City Heights	3, 8, 9, 4	released	\$3,140,986.10	\$1,089,150.00	\$686,466.63	\$698,939.99	\$3,140,997.00	(\$10.90)
Transportation	S22006	B19020	La Media Imprv-Siempre Viva to Truck Rte	8	released	\$2,770,182.84	\$279,522.03	\$451,089.38	\$1,348,388.40	\$17,602,032.30	(\$14,831,849.46)
Transportation	AIL00001	B19041	Garnet & Evert Curb Extensions	1	completed	\$279,262.60	\$0.00	\$206,461.47	\$40,298.35	\$253,366.60	\$25,896.00
Transportation	AID00005	B24114	Bay Terraces Improv 1 (P)	4	released	\$870,666.00	\$0.00	\$0.00	\$870,666.00	\$870,666.00	\$0.00
Transportation	AIL00001	B19046	Rectangular Rapid Flash Beacons Grp 1902	2, 4, 7	released	\$144,224.54	\$0.00	\$13,474.60	\$78,202.37	\$112,450.10	\$31,774.44
Transportation	AIL00001	B19047	Electronic Speed Signs Group 1902	1, 4, 9	released	\$75,000.00	\$0.00	\$601.21	\$27,231.98	\$75,000.00	\$0.00
Transportation	AIG00001	B19049	Camino Del Rio West & Moore St Median	2	released	\$1,919,563.89	\$0.00	\$120,786.95	\$1,224,356.96	\$1,932,385.00	(\$12,821.11)
Transportation	AIH00001	B19052	Citywide Street Lights - FY19	3, 9, 2, 4	released	\$440,461.00	\$190,650.00	\$32,342.09	\$62,384.04	\$440,461.00	\$0.00
Transportation	AIE00002	B19056	Torrey Pines Rd, Prospect-Coast Walk GR	1	released	\$801,356.77	\$129,180.00	\$171,324.77	\$397,151.47	\$1,474,100.00	(\$672,743.23)
Transportation	AIL00004	B19057	Aquarius & Camino Ruiz Traff. Signal	6	released	\$900,041.71	\$205,710.00	\$568,925.81	(\$136,523.74)	\$992,836.00	(\$92,794.29)
Transportation	AIH00001	B19058	Street Lights Upgrade Grp 19-01	2, 3, 9	closed	\$136,831.33	\$0.00	\$18,400.76	\$0.00	N/A	N/A
Transportation	AIL00005	B19059	Audible Ped Sig & Ped Cntdwn timers 1901	1, 2, 3, 4, 5, 6, 7, 8, 9	released	\$230,000.00	\$0.00	\$45,121.98	\$101,127.31	\$230,000.00	\$0.00
Transportation	AIL00004	B19060	El Cajon Blvd & Kansas - Traffic Signal	3	released	\$1,100,000.00	\$1,016.00	\$99,108.54	\$645,602.80	\$1,100,000.00	\$0.00
Transportation	AIL00005	B19069	Traffic Signal Mods Grp 19-01	7, 9, 2	released	\$569,000.00	\$0.00	\$92,482.74	\$214,925.96	\$2,637,100.00	(\$2,068,100.00)
Transportation	AIL00005	B19071	Traffic Signal Mods Grp 19-02	2	released	\$850,000.00	\$0.00	\$24,583.09	\$511,812.22	\$850,000.00	\$0.00
Transportation	AIH00001	B19079	Reo Drive New Street Lights	4	completed	\$658,300.00	\$0.00	\$82,383.41	\$120,041.11	\$698,300.40	(\$40,000.40)
Transportation	AIH00001	B19080	Castle Neighborhood New Street Lights	9	completed	\$1,414,965.77	\$0.00	\$675,907.37	\$13,025.78	\$1,470,547.60	(\$55,581.83)
Transportation	S22012	B19096	Normal Street Promenade	3	released	\$11,355,000.00	\$10,020,762.37	\$328,385.43	\$318,782.10	\$16,912,634.18	(\$5,557,634.18)
Transportation	AIL00001	B19118	Electronic Speed Signs Group 1904	2, 3	closed	\$31,219.27	\$0.00	\$2,985.70	\$0.00	N/A	N/A
Transportation	AIH00001	B19125	Citywide Street Lights 1950	8, 5, 9, 4	released	\$2,859,581.79	\$205,201.62	\$1,172,544.70	\$565,340.26	\$2,907,181.78	(\$47,599.99)
Transportation	AID00005	B24115	Soledad Rd Paving	1	released	\$780,000.00	\$0.00	\$0.00	\$780,000.00	Not in P6	Not in P6
Transportation	AIA00001	B19143	Downtown Complete St Impl Phase 2	3, 2	completed	\$3,891,565.00	\$0.00	\$4,356.11	\$23,099.47	\$3,891,565.24	(\$0.24)
Transportation	AIA00001	B19144	Downtown Complete St Impl Phase 3	3	released	\$6,630,000.00	\$2,742,467.76	\$511,326.00	\$854,174.19	\$6,630,000.00	\$0.00
Transportation	AID00005	B20040	Coast Bl Sea Cave Emrg Stablz Project	1	completed	\$3,553,925.91	\$0.00	\$10,854.94	\$18,717.79	\$3,553,925.49	\$0.42
Transportation	AID00001	B20045	San Diego Ave (OldTown-McKee) Streetlights UU598	3, 2	completed	\$333,600.00	\$0.00	\$16,072.77	\$30,375.19	\$337,021.60	(\$3,421.60)
Transportation	AID00005	B20046	Concrete Street Panel Repl - Coast Bl	1	completed	\$1,573,480.00	\$0.00	\$19,328.32	\$76,693.49	\$1,505,514.08	\$67,965.92
Transportation	AID00001	B20050	Block 3DD (Adams North) Streetlights UU908	9	completed	\$724,000.00	\$0.00	\$813.55	\$670,412.84	Not in P6	Not in P6
Transportation	AID00005	B24116	Morena Improv 1 (P)	7	released	\$260,116.04	\$0.00	\$0.00	\$260,116.04	\$260,116.04	\$0.00
Transportation	AIL00005	B20075	Traffic Signal Mods Grp 20-01	3, 6, 4	released	\$865,180.00	\$0.00	\$145,732.26	\$440,402.55	\$1,485,180.00	(\$620,000.00)
Transportation	AIL00001	B20077	Electronic Speed Signs Group 2001	1, 2, 3, 4, 5, 6, 7, 8, 9	closed	\$0.00	\$0.00	(\$27,774.36)	\$0.00	N/A	N/A
Transportation	AIG00001	B20089	6th & Nutmeg Ped Refuge Island	3	closed	\$31,922.89	\$0.00	\$850.44	\$0.00	N/A	N/A
Transportation	AIG00001	B20090	6th & Palm Ped Refuge Island	3	completed	\$110,000.00	\$0.00	\$63,794.61	\$23,346.33	\$110,000.00	\$0.00
Transportation	AIG00001	B20091	ECB & Aragon Dr RRFB & Ped Refuge Island	9	released	\$100,000.00	\$0.00	\$9,844.47	\$42,961.76	\$100,000.00	\$0.00
Transportation	AIG00001	B20092	ECB & 68th St RRFB & Ped Refuge Island	9	released	\$90,000.00	\$0.00	\$9,290.16	\$58,480.31	\$90,000.00	\$0.00
Transportation	AIL00001	B20093	Rectangular Rapid Flash Beacons GRP 2001	1, 2, 3, 4, 5, 6, 7, 8, 9	released	\$36,309.56	\$0.00	(\$196.24)	\$2,612.77	\$182,231.83	(\$145,922.27)
Transportation	AID00005	B24132	Clairemont Mesa West Improv 1 (P)	2	released	\$158,455.06	\$0.00	\$0.00	\$158,455.06	\$158,455.06	\$0.00
Transportation	AID00005	B24134	Rancho Penasquitos Improv 2 (P)	5	released	\$74,227.00	\$0.00	\$0.00	\$74,227.00	\$134,514.56	(\$60,287.56)
Transportation	AIK00003	B20110	ADA Centraloma & Nimitz CR PROW	2	closed	\$65,596.52	\$0.00	\$4,972.64	\$0.00	N/A	N/A
Transportation	AIH00001	B20112	I-5 Underpass Street Lighting	3, 8	released	\$180,000.00	\$3,900.00	\$4,743.32	\$90,827.24	\$180,000.00	\$0.00
Transportation	AIE00002	B20113	HSIP Cycle 9 Guardrail Improvements	1, 4, 5, 8	completed	\$713,940.36	\$0.00	\$180,747.24	\$433,930.98	\$691,093.00	\$22,847.36
Transportation	AID00005	B20138	Rancho Penasquitos Paving Group 1	4	completed	\$3,002,719.64	\$343,260.77	\$30,775.37	\$646,310.51	\$2,395,365.57	\$607,354.07
Transportation	AIL00001	B20139	Jutland Dr & Huerfano Ave Electronic Speed Signs	2	completed	\$1					

Transportation	AIG00001	B20142	6th Ave @ Juniper St Roundabout	3	released	\$2,092,949.09	\$0.00	\$303,227.32	\$1,444,770.11	\$2,365,000.00	(\$272,050.91)
Transportation	AIH00004	B20146	Torrey Pines Rd Pedestrian Hybrid Beacon	1	released	\$1,640,355.73	\$655,858.00	\$274,062.77	\$342,917.35	\$1,640,355.73	\$0.00
Transportation	AID00005	B20151	Hillside Dr (SD System Install/Resurface) Improv	1	completed	\$1,350,000.00	\$65,257.43	\$414,539.65	\$116,135.71	\$1,350,000.00	\$0.00
Transportation	AID00005	B24136	Rancho Penasquitos Improv 1 (P)	5	released	\$214,453.00	\$0.00	\$0.00	\$214,453.00	\$214,453.00	\$0.00
Transportation	AIA00001	B21019	30th Street Bike Lane Improvements	3, 8, 9	closed	\$306,679.17	\$0.00	\$814.08	\$0.00	N/A	N/A
Transportation	AID00005	B21042	Pacific Beach Pipeline South Paving	2	completed	\$1,496,688.30	\$0.00	\$513.10	(\$106.06)	\$1,496,688.30	\$0.00
Transportation	AIH00001	B21065	El Cajon Blvd (Mid-City:4444-4530) Street Lights	9	completed	\$450,000.00	\$18,005.65	\$0.04	\$2,485.16	\$450,000.00	\$0.00
Transportation	AID00005	B24138	Crown Point West (P)	1	released	\$644,638.00	\$0.00	\$0.00	\$644,638.00	\$644,638.00	\$0.00
Transportation	AID00005	B21089	Asphalt Overlay Group 2110 (citywide)	1, 6, 8, 7, 4	completed	\$12,431,000.00	\$541,840.64	\$3,845,045.89	\$907,397.24	\$12,431,000.00	\$0.00
Transportation	AID00005	B21090	Asphalt Overlay Group 2111 (central)	3, 9	completed	\$9,031,500.00	\$783,336.89	\$5,772,986.63	(\$66,287.27)	\$9,031,500.00	\$0.00
Transportation	AID00001	B21092	CChavez Pkwy (I5-Comm St) UU27 - urgt str lights	8	completed	\$278,000.00	\$2,576.36	\$22,016.48	\$67,820.44	\$278,000.00	\$0.00
Transportation	AIH00001	B21099	Electronic Speed Signs in Rolando Park Area	4	completed	\$48,000.00	\$0.00	\$15,300.53	\$2,236.96	\$48,000.00	\$0.00
Transportation	AIG00001	B21102	Carmel Mtn Road @ Carmel Country Road Roundabout	1	released	\$2,488,360.00	\$0.00	\$314,852.42	\$1,892,425.38	\$3,432,100.00	(\$943,740.00)
Transportation	AIG00001	B21117	Chatsworth Blvd RRFB & Pedestrian Refuge Island	2	released	\$1,113,253.59	\$0.00	\$65,425.52	\$817,249.94	\$979,035.00	\$134,218.59
Transportation	AIH00002	B21118	Catalina Blvd Traffic Signal Interconnect Upgrade	2	released	\$1,058,452.93	\$0.00	\$64,436.99	\$777,968.36	\$1,133,452.93	(\$75,000.00)
Transportation	AIH00005	B21120	Palm (I-5 to Georgia St) Traffic Sig Mod (VZ)	8	released	\$800,000.00	\$0.00	\$58,715.53	\$551,240.49	\$1,511,200.00	(\$711,200.00)
Transportation	AID00005	B21124	Otay 1st/2nd PPL West of Highland (P)	3, 9	completed	\$931,037.00	\$0.00	\$204,515.81	\$0.00	\$1,071,522.00	(\$140,485.00)
Transportation	AIH00005	B21139	Rosecrans St Traffic Signal Upgrades	2	released	\$137,100.00	\$0.00	\$7,236.51	\$128,742.81	\$137,100.00	\$0.00
Transportation	AIA00001	B21144	Pacific Beach Pipeline South (BL)	2	completed	\$79,000.00	\$74,291.80	\$106.26	\$184.33	\$79,000.00	\$0.00
Transportation	AID00005	B21149	Sewer and AC Water Group 807 (P)	9	completed	\$734,562.82	\$367.44	\$90.62	\$467,150.25	\$750,652.54	(\$16,089.72)
Transportation	AIH00004	B22000	El Cajon Blvd HAWKS (VZ)	9	released	\$1,936,058.00	\$251,473.33	\$1,403,268.60	\$51,490.53	\$1,782,133.80	\$153,924.20
Transportation	AIK00001	B22001	Elm Av (14th to Thermal) Sidewalk	8	completed	\$1,344,163.33	\$0.00	\$1,023,779.67	\$176,466.70	\$1,344,163.00	\$0.33
Transportation	AIK00001	B22005	College-Meridian to Judy McCarty Sidwkl	9, 4	released	\$981,601.85	\$518,170.44	\$70,331.38	\$147,846.19	\$2,760,878.00	(\$1,779,276.15)
Transportation	AIH00004	B22046	Mercado Dr at Del Mar Hghts TS	1	released	\$1,548,000.00	\$522,190.00	\$575,371.56	\$253,105.34	\$1,548,000.00	\$0.00
Transportation	AID00001	B22082	Block 2S1(South Mission) Rd Imp UU977 (CS)	2	released	\$950,350.54	\$271,281.33	\$183,859.35	\$0.00	\$950,351.00	(\$0.46)
Transportation	AIK00001	B22089	New Sidewalks in CD4	4	released	\$520,000.00	\$13,387.99	\$184,620.42	\$90,358.67	\$1,006,612.01	(\$486,612.01)
Transportation	AIH00005	B22101	Front & Washington TS Modification	3	released	\$1,420,688.62	\$0.00	\$131,624.78	\$1,121,305.14	\$1,275,000.00	\$145,688.62
Transportation	AIK00003	B22102	ADACA Linda Vista & Tait CR PROW	7	completed	\$298,000.00	\$0.00	\$143,399.66	\$86,021.46	\$285,000.00	\$13,000.00
Transportation	AIK00003	B22103	ADACA Illinois & El Cajon Blvd CR PROW	3	released	\$350,000.00	\$0.00	\$13,231.11	\$251,203.59	\$350,000.00	\$0.00
Transportation	AIK00003	B22104	ADACA Estrella & El Cajon Blvd CR PROW	9	closed	\$158,506.80	\$0.00	\$65,716.91	\$0.00	N/A	N/A
Transportation	AIA00001	B22107	Morena Pipeline (BL)	7, 2	released	\$377,000.00	\$0.00	\$9,665.74	\$364,023.07	\$373,688.00	\$3,312.00
Transportation	AID00005	B22109	Sewer & Water GJ Crown Pt s La Playa (P)	1	released	\$1,180,320.98	\$1,111,102.45	\$69,218.53	\$0.00	\$1,229,149.69	(\$48,828.71)
Transportation	AID00005	B22110	Sewer and AC Water Group 765 (P)	4	completed	\$947,961.11	\$0.00	\$299,026.42	\$73,293.15	\$947,961.11	\$0.00
Transportation	AIH00004	B22111	Center City Traffic Signals-15th Street	3	released	\$1,495,000.00	\$0.00	\$77,845.18	\$1,084,701.31	\$2,710,000.00	(\$1,215,000.00)
Transportation	AIH00004	B22112	Center City Traffic Signals -17th Street	3	released	\$432,582.00	\$0.00	\$51,276.26	\$193,932.09	\$1,015,000.00	(\$582,418.00)
Transportation	AID00005	B22115	Asphalt Resurfacing Group 1901 (SS)	1, 7, 5, 2	completed	\$5,778,589.17	\$28.68	\$959,348.30	\$934,865.34	\$5,469,536.85	\$309,052.32
Transportation	AID00005	B22116	Asphalt Overlay Group 2110 (SS)	1, 6, 7, 4	completed	\$9,600,000.00	\$2,729,702.44	\$3,337,281.28	\$394,683.42	\$9,600,000.00	\$0.00
Transportation	AID00005	B22117	Asphalt Overlay Group 2111 (SS)	3, 8, 9	completed	\$5,746,000.00	\$2,780,636.16	\$1,385,307.13	\$134,079.82	\$5,746,000.00	\$0.00
Transportation	AIH00001	B22118	Genesee Ave/Chateau Dr ESS	6	closed	\$7,926.57	\$0.00	\$112.55	\$0.00	N/A	N/A
Transportation	AID00005	B22128	AC Water & Sewer Group 1042 (SS)	6	completed	\$8,536,075.49	\$1,612,105.48	\$7,131,268.42	(\$454,175.74)	\$8,536,075.11	\$0.38
Transportation	AIH00001	B22131	High Bluff Dr/Lady Hill Rd RRFB (NSG)	1	closed	\$9,561.41	\$0.00	\$6,643.63	\$0.00	N/A	N/A
Transportation	AID00005	B22134	Asphalt Overlay 2200 (SS)	6, 7, 2	released	\$17,912,660.97	\$10,803,791.64	\$6,379,023.24	\$83,823.42	\$15,067,996.59	\$2,844,664.38
Transportation	AIH00001	B22135	Milton St Burgener Blvd Curb Ext (NSG)	2	released	\$275,000.00	\$0.00	\$47,215.04	\$227,068.12	\$812,500.00	(\$537,500.00)
Transportation	AID00005	B22140	Balboa Park Pipeline Repl Ph II (P)	3	completed	\$2,036,291.58	\$121,466.80	\$353,378.23	\$78,384.12	\$2,412,632.46	(\$376,340.88)
Transportation	AID00005	B22141	Balboa Park Pipeline Repl Ph III (P)	3	released	\$58,422.00	\$45,407.00	\$13,015.00	\$0.00	\$108,422.00	(\$50,000.00)
Transportation	AID00005	B22143	Remaining Small Diameter CI Water Ph2(P)	3, 8, 7, 9, 4	released	\$156,732.00	\$120,913.75	\$35,818.25	\$0.00	\$156,732.00	\$0.00
Transportation	AID00005	B22145	Undergrounding Resurfacing (SS)	4, 7, 9	released	\$2,147,201.17	\$59,807.01	\$468.46	\$2,074,487.59	\$2,191,817.09	(\$44,615.92)
Transportation	AIH00001	B22147	Electronic Speed Signs Citywide 2200 (SG)	2, 3, 7, 8	released	\$110,000.00	\$18,652.61	\$40,552.43	\$49,976.12	\$110,000.00	\$0.00
Transportation	AIH00001	B22148	Electronic Speed Signs Citywide 2201 (NSG)	1, 2, 6, 8	released	\$220,907.54	\$0.00	\$14,711.89	\$205,582.84	\$220,907.07	\$0.47
Transportation	AIH00001	B22149	Installation of City Owned SL 2201 (NSG)	8, 9, 4	released	\$235,000.00	\$0.00	\$77,918.69	\$118,709.17	\$907,000.00	(\$672,000.00)
Transportation	AID00005	B22150	Palm Ave I-5 to Georgia Street Repairs	8	released	\$4,000,000.00	\$0.00	\$89,858.66	\$3,853,482.65	\$4,000,000.00	\$0.00
Transportation	AIH00001	B22154	Installation of City Owned Streetlights 2202 (NSG)	1, 3, 8, 2, 4	released	\$245,913.79	\$0.00	\$180,417.87	\$29,482.00	\$947,500.00	(\$701,586.21)
Transportation	AID00005	B22155	Witch Creek Fire Street Improv	5	completed	\$5,260,000.00	\$1,363,991.57	\$965,292.38	\$359,820.09	\$5,260,000.59	(\$0.59)
Transportation	AID00005	B23016	Redland Improv (P)	9	completed	\$1,156,288.14	\$820,718.96	\$303,753.08	\$7,643.92	\$601,456.28	\$601,456.28
Transportation	AIA00001	B23017	Balboa Park Pipeline Repl (BL)	3	released	\$705,387.00	\$58,851.33	\$178,853.83	\$168,229.11	\$925,196.12	(\$219,809.12)
Transportation	AID00005	B23018	Asphalt Overlay 2201 (SS)	1	completed	\$980,104.98	\$0.00	\$12,729.78	\$239,702.71	\$750,105.00	\$229,999.98
Transportation	AID00005	B23019	Asphalt Overlay 2202 (SS)	8, 9, 4	completed	\$9,394,078.50	\$1,659,426.55	\$6,305,366.54	\$1,051,630.98	\$8,894,078.32	\$500,000.18
Transportation	AIH00005	B23030	Linda Vista & Comstock Intersection Upg	7	released	\$750,000.00	\$0.00	\$53,260.04	\$621,664.17	\$1,281,200.00	(\$531,200.00)
Transportation	AIA00001	B23046	Downtown Complete St Impl. Ph. 3A2	3	released	\$2,158,000.08	\$0.00	\$428,360.24	\$1,648,929.60	\$5,528,100.00	(\$3,370,099.92)
Transportation	AID00001	B23053	Orange Ave Rd Imp UU24	9	released	\$909,750.00	\$174,668.48	\$463,636.98	\$185,107.85	\$804,093.86	\$105,656.14
Transportation	AID00005	B23059	Sewer and AC Water Group 812 (P)	1	released	\$403,778.00	\$11,399.46	\$110,186.32	\$281,068.77	\$403,415.70	\$362.30
Transportation	AIH00005	B23076	32nd St & Market St Intersection Upgrade	9	released	\$229,970.06	\$0.00	\$89,582.70	\$82,376.93	\$750,000.00	(\$520,029.94)
Transportation	AIK00003	B23077	ADA Improvement Group 2301 - Navajo	7	released	\$302,000.00	\$0.00	\$301,905.44	(\$979.69)	\$315,000.00	(\$13,000.00)
Transportation	AIK00003	B23078	ADA Improvement Group 2302 - Navajo	7	released	\$250,000.00	\$0.00	\$6,802.12	\$242,123.61	\$250,000.00	\$0.00
Transportation	AIK00003	B23079	ADA Improvement Group 2303 - Navajo	7	released	\$230,000.00	\$0.00	\$2,878.96	\$226,329.43	\$230,000.00	\$0.00
Transportation	AIK00003	B23080	ADA Improvement Group 2304 - Navajo	7	closed	\$212,005.69	\$0.00	\$206,410.97	\$0.00	N/A	N/A
Transportation	AIH00002	B23084	Kensington Heights #3 Series Circuit Upgrade	9	released	\$250,000.00	\$10.65	\$156,946.20	\$59,894.01	\$1,134,400.00	(\$884,400.00)
Transportation	AIH00002	B23086	Sunset Cliffs Devonshire Series Circuit Upgrade	2	released	\$502,216.04	\$0.00	\$250,960.73	\$211,539.05	\$1,549,900.00	(\$1,047,683.96)
Transportation	AIA00001	B23088	South Mission Beach SD Replacement (BL)	2	released	\$53,897.00	\$0.00	\$2,419.59	\$51,290.97	\$93,426.00	(\$39,529.00)
Transportation	AIA00001	B23089	ACC Sewer Group 851 (BL)	2	released	\$79,000.00	\$0.00	\$842.68	\$78,157.32	\$130,000.00	(\$51,000.00)
Transportation	AIK00003	B23091	Sidewalk Replacement Group 2330	7	released	\$400,000.00	\$0.00	\$338,951.14	\$7,000.01	\$2,815,551.84	(\$2,415,551.84)
Transportation	AIK00003	B23092	Sidewalk Replacement Group 2331	5	released	\$2,000,000.00	\$0.00	\$306,017.62	\$1,646,368.75	\$3,268,906.00	(\$1,268,906.00)
Transportation	AID00005	B23093	Sewer Group Job 843 (P)	8	completed	\$120,954.00	\$11,072.60	\$109,881.40	\$0.00	\$120,954.00	\$0.00
Transportation	AIA00001	B23118	Downtown Complete St Impl. Ph. 3B1	3	released	\$500,000.00	\$0.00	\$194,972.58	\$305,027.42	\$17,027,500.00	(\$16,527,500.00)
Transportation	AIA00001	B23119	Downtown Complete St Impl. Ph. 3B2	3	released	\$500,000.00	\$0.00	\$176,728.56	\$323,271.44	\$5,248,800.00	(\$4,748,800.00)
Transportation	AIA00001	B23120	Downtown Complete St Impl. Ph. 3B3	3	released	\$500,000.00	\$0.00	\$81,573.98	\$418,426.02	\$5,414,800.00	(\$4,914,800.00)
Transportation	AIH00001	B23127	Streetlight Installations in CD4	4							

Transportation	AID00005	B23130	AC Overlay Group 2301	3, 7, 9, 2	released	\$10,289,000.00	\$4,198,421.28	\$2,852,037.87	\$3,111,632.35	\$8,143,565.53	\$2,145,434.47
Transportation	AID00005	B23131	AC Overlay Group 2302	1, 6, 2	released	\$9,400,000.00	\$3,516,785.10	\$3,640,693.93	\$2,139,601.68	\$8,050,000.41	\$1,349,999.59
Transportation	AID00005	B23144	Damon Ave Water Main Repl & AC Ext (P)	1	completed	\$350,000.00	\$32,179.26	\$56,024.59	\$111,796.15	\$350,000.00	\$0.00
Transportation	AIL00004	B23145	47th St & Hartley St HAWK	4	released	\$500,000.00	\$0.00	\$127,984.24	\$367,617.00	\$988,100.00	(\$488,100.00)
Transportation	AIL00001	B23146	Gompers Prep 47th St Safety Enhancements	4	released	\$700,000.00	\$0.00	\$126,656.36	\$571,526.26	\$2,192,900.00	(\$1,492,900.00)
Transportation	AIL00001	B23147	Osler Street Traffic Calming	7	released	\$180,000.00	\$0.00	\$79,204.57	\$96,260.66	\$633,950.00	(\$453,950.00)
Transportation	AIL00001	B23148	Otay Mesa Rd Pedestrian Improvements	8	released	\$250,000.00	\$0.00	\$94,148.19	\$155,851.81	\$661,600.00	(\$411,600.00)
Transportation	AIK00003	B23149	ADA Improvement Group 2305 (CD 2, 7)	2, 7	completed	\$287,000.00	\$0.00	\$290,033.21	(\$3,033.21)	\$287,000.00	\$0.00
Transportation	AIK00003	B23150	ADA Improvement Group 2306 (OM – Nestor)	8	released	\$185,000.00	\$0.00	\$1,513.91	\$183,486.09	\$185,000.00	\$0.00
Transportation	AIK00003	B23151	ADA Improvement Group 2307 (CD 1,2,6)	1, 2, 6	released	\$170,000.00	\$0.00	\$1,270.46	\$168,729.54	\$403,877.00	(\$233,877.00)
Transportation	AIK00003	B23152	ADA Improvement Group 2308 (CD 9)	9	closed	\$93,013.46	\$0.00	\$29,516.84	\$0.00	N/A	N/A
Transportation	AIL00005	B23155	Imperial Avenue Pedestrian Signal Improv	4, 8, 9	released	\$375,178.00	\$0.00	\$6,906.68	\$368,271.32	\$375,178.00	\$0.00
Transportation	AID00005	B23156	AC Overlay Group 2303	1, 8, 9, 2	released	\$1,100,000.00	\$0.00	\$328,685.25	\$771,314.75	\$4,828,599.85	(\$3,728,599.85)
Transportation	AID00005	B23157	AC Overlay Group 2304	3, 7, 9, 2	released	\$2,100,000.00	\$0.00	\$296,011.05	\$1,803,988.95	\$8,533,322.66	(\$6,433,322.66)
Transportation	AIL00001	B23158	Matinal Rd ESS	5	released	\$16,000.00	\$0.00	\$112.55	\$15,887.45	\$16,000.00	\$0.00
Transportation	AID00005	B24003	AC Overlay Group 2305	3, 8, 9, 2, 4	completed	\$5,050,000.00	\$1,194,979.29	\$2,808,099.68	\$1,046,921.03	\$4,800,000.05	\$249,999.95
Transportation	AID00005	B24004	AC Overlay Group 2306	5	completed	\$6,720,000.00	\$1,408,195.71	\$3,820,561.29	\$1,491,243.00	\$6,170,000.00	\$550,000.00
Transportation	AID00005	B24009	AC Overlay Navajo Rd (SS)	7	completed	\$2,940,000.00	\$223,099.06	\$1,955,647.74	\$761,253.20	\$2,293,940.72	\$646,059.28
Transportation	AID00005	B24011	AC Overlay Group 2401	6, 8, 2, 4	released	\$7,492,793.07	\$0.00	\$364,268.51	\$7,128,524.56	\$10,875,000.00	(\$3,382,206.93)
Transportation	AID00005	B24012	AC Overlay Group 2402	1, 5	released	\$6,582,317.57	\$0.00	\$843,062.21	\$5,739,255.36	\$21,420,000.00	(\$14,837,682.43)
Transportation	AID00005	B24013	AC Overlay Group 2403	5	released	\$2,836,779.07	\$0.00	\$200,537.94	\$2,636,241.13	\$8,250,000.00	(\$5,413,220.93)
Transportation	AID00005	B24014	AC Overlay 2202 Phase 2 (SS)	8, 7, 9, 2, 4	released	\$5,548,463.00	\$0.00	\$184,814.27	\$5,363,648.73	\$5,548,462.58	\$0.42
Transportation	AIL00002	B24058	Transportation Management Center	7	released	\$500,000.00	\$1,087.50	\$37,146.86	\$461,765.64	\$500,000.00	\$0.00
Transportation	AID00005	B24062	Clairemont Mesa E Improv 1 (P)	2	completed	\$482,613.55	\$8,679.67	\$472,962.99	\$970.89	\$481,642.66	\$970.89
Transportation	AID00005	B24063	AC Water & Sewer Group 1053 (P)	8	released	\$349,927.00	\$0.00	\$5,772.80	\$344,154.20	\$347,306.58	\$2,620.42
Transportation	AID00005	B24064	Dagget St & Red Rock Dr Paving	6, 5	completed	\$2,710,559.89	\$431,969.38	\$1,746,826.23	\$531,764.28	\$2,692,437.82	\$18,122.07
Transportation	AID00005	B24073	Mission Center Canyon A (P)	7	completed	\$95,000.00	\$1,503.95	\$80,759.00	\$12,737.05	\$95,000.00	\$0.00
Transportation	AID00005	B24074	AC Water & Sewer Group 1056 (P)	7	completed	\$1,267,930.00	\$490,257.27	\$777,672.73	\$0.00	\$1,267,930.00	\$0.00
Transportation	AID00005	B24077	Scripps Ranch Improv 1 (P)	6	released	\$440,633.00	\$28,991.00	\$332,075.00	\$79,567.00	\$440,633.00	\$0.00
Transportation	AIL00001	B24082	RRFB Group 2401 (SG)	3, 8, 9	released	\$70,000.00	\$0.00	\$49,772.79	\$20,227.21	\$70,000.00	\$0.00
Transportation	AID00001	B24084	Block 1J Phase 2 Roadway Imp UU231 (CS)	1	released	\$200,000.00	\$0.00	\$2,829.02	\$197,170.98	Not in P6	Not in P6
Transportation	AID00001	B24086	Block 7G2 Rd Imp (CS) UU209	9	released	\$3,348,000.00	\$0.00	\$93,866.78	\$3,254,133.22	\$3,348,000.00	\$0.00
Transportation	AIL00005	B24096	Rosecrans St & Byron St Shel Isl Signal	2	released	\$530,000.00	\$0.00	\$53,105.93	\$476,894.07	\$749,800.00	(\$219,800.00)
Transportation	AIL00005	B24107	TS Upgrades - Camino Ruiz & TX Madison	3, 6	released	\$140,575.98	\$0.00	\$13,678.51	\$126,897.47	\$1,805,000.00	(\$1,664,424.02)
Transportation	AIL00004	B24108	Mission & Thomas HAWK	1	released	\$200,000.00	\$0.00	\$84,691.72	\$115,308.28	\$2,301,000.00	(\$2,101,000.00)
Transportation	AIK00001	B24109	Saturn Blvd Sidewalk Installation	8	released	\$957,754.45	\$0.00	\$76,094.68	\$881,659.77	\$1,500,000.00	(\$542,245.55)
Transportation	AIL00001	B24110	RRFB Group 2402 (NSG)	1, 2, 3, 4, 5, 6, 7, 8, 9	released	\$200,000.00	\$0.00	\$28,544.43	\$171,455.57	\$200,000.00	\$0.00
Transportation	AIL00004	B24117	34th & Adams HAWK	9	released	\$200,000.00	\$0.00	\$65,821.87	\$134,178.13	\$851,750.00	(\$651,750.00)
Transportation	AIL00004	B24118	Washington & Albatross HAWK	3	released	\$200,000.00	\$0.00	\$82,357.64	\$117,642.36	\$1,355,300.00	(\$1,155,300.00)
Transportation	AIL00005	B24119	TS Mod at First Ave & Market St	3	released	\$100,000.00	\$0.00	\$48,520.09	\$51,479.91	\$621,600.00	(\$521,600.00)
Transportation	AIG00001	B24125	Del Sol & Kostner Quick Build Roundabout	8	released	\$500,000.00	\$0.00	\$99,325.63	\$400,674.37	\$280,000.00	\$220,000.00
Transportation	AID00001	B24126	Crown Point Ingraham UU854 (CS)	1	released	\$105,752.76	\$37,596.59	\$68,156.17	\$0.00	\$105,752.76	\$0.00
Transportation	AID00005	B24135	Mission Blvd South Loring Overlay	1	released	\$300,000.00	\$0.00	\$21,490.97	\$278,509.03	\$1,034,293.00	(\$734,293.00)
Transportation	AID00005	B24147	AC Overlay Group 2406	7	released	\$538,489.37	\$0.00	\$124,431.08	\$414,058.29	\$3,100,000.00	(\$2,561,510.63)
Transportation	AID00005	B24148	AC Overlay Group 2404	8, 4	released	\$530,000.00	\$0.00	\$150,296.12	\$379,703.88	\$6,358,000.00	(\$5,828,000.00)
Transportation	AID00005	B24149	AC Overlay Group 2405	6, 2	released	\$541,510.63	\$0.00	\$89,317.97	\$452,192.66	\$6,371,021.73	(\$5,829,511.10)
Transportation	Standalone	L22002	5th Avenue Promenade	3	released	\$162,878.06	\$0.00	\$0.00	\$162,878.06	Not in P6	Not in P6
Transportation	L22002	L220021	Bollard Installation	3	closed	\$587,121.94	\$0.00	\$5,967.24	\$0.00	N/A	N/A
Transportation	L22002	L220022	Feasibility Study	3	completed	\$723,536.75	\$0.00	\$562,388.45	\$10,570.57	\$773,537.00	(\$50,000.25)
Transportation	L22004	L220041	North Chollas CP Improvements Phase I	4	released	\$2,228,000.00	\$0.00	\$111,616.82	\$1,887,729.60	\$11,996,000.00	(\$9,768,000.00)
Standalone	P19006	P19006	Siempre Viva Road Improvements	8	released	\$10,000.00	\$0.00	\$0.00	\$9,804.42	\$500,000.00	(\$490,000.00)
Standalone	P19007	P19007	Airway Road Improvements	8	released	\$10,000.00	\$0.00	\$0.00	\$9,804.42	\$500,000.00	(\$490,000.00)
Standalone	P21000	P21000	Carroll Canyon Road Planning Study	6	released	\$800,000.00	\$43.42	\$53,261.27	\$478,721.08	\$363,632.05	\$436,367.95
Standalone	P22007	P22007	S. Bancroft & Greely Unimproved Street	8	released	\$600,000.00	\$0.00	\$5,586.14	\$548,838.83	\$250,000.00	\$350,000.00
Standalone	P23004	P23004	Spruce St Bridge Rehab	3	released	\$288,870.81	\$1,241.76	\$43,738.27	\$215,799.33	\$289,000.00	(\$129.19)
Standalone	P24007	P24007	Village Cntr Loop Rd-N Carmel Valley Rd	1	released	\$3,800,000.00	\$46,509.22	\$106,860.09	\$3,646,630.69	\$1,000,000.00	\$2,800,000.00
Standalone	P24016	P24016	West Valley River Crossing	7	released	\$2,000,000.00	\$0.00	\$81,051.50	\$1,918,948.50	Not in P6	Not in P6
Standalone	RD11001	RD11001	Via de la Valle Upgrades & Improvements	1	released	\$2,209,229.00	\$0.00	\$0.00	\$2,209,229.00	Not in P6	Not in P6
Standalone	RD14000	RD14000	State Route 56 Freeway Expansion	1	released	\$23,029,026.00	\$11,120,000.00	\$14,005,000.00	(\$2,571,866.86)	\$23,029,026.00	\$0.00
Standalone	RD21004	RD21004	Camino Del Sur S. Upgrades & Improvements	5	released	\$7,916,516.16	\$2,025.58	\$1,620,100.56	\$1,034,777.51	Not in P6	Not in P6
Standalone	RD21005	RD21005	Camino Del Sur N. Upgrades & Improvements	5	released	\$5,981,250.60	\$2,497.83	\$1,379,712.92	\$15,483.83	Not in P6	Not in P6
Standalone	RD21006	RD21006	Carmel Mountain Road Upgrades & Improvements	5	released	\$2,521,802.92	\$1,300.58	\$677,134.78	\$19,848.27	Not in P6	Not in P6
Standalone	RD22002	RD22002	OM Road T-9.2 & Traffic Signals T-35	8	completed	\$3,134,395.00	\$0.00	\$444,561.70	\$486,628.51	Not in P6	Not in P6
Standalone	RD23000	RD23000	Fenton Pkwy Ext to Camino Del Rio N	9	released	\$10,877,787.44	\$0.00	\$18,493.53	\$6,478,452.06	\$11,627,787.00	(\$749,999.56)
Standalone	RD23009	RD23009	OM T-11.1 Caliente Avenue	8	released	\$1,804,069.00	\$20,896.00	\$599,310.71	\$1,183,862.29	Not in P6	Not in P6
Standalone	RD24000	RD24000	Federal Blvd Sidewalk Improv & SW Upgrade	9	created	\$1,000,000.00	\$0.00	\$0.00	\$1,000,000.00	Not in P6	Not in P6
Standalone	S00841	S00841	Carroll Cyn Rd/Sorrento Valley Rd Dist 1	1, 6	completed	\$20,768,153.76	\$0.00	\$8,278.96	\$161,092.00	\$20,768,153.76	\$0.00
Standalone	S00851	S00851	SR 163/Friars Road	3, 7	completed	\$64,080,996.45	\$395,506.23	\$403,275.04	\$508,459.41	\$64,080,996.56	(\$0.11)
Standalone	S00856	S00856	El Camino Real to ViaDeLaValle (1/2 mile)	1	released	\$29,407,537.36	\$1,134,237.80	\$815,825.02	\$18,282,018.81	\$102,639,440.30	(\$73,231,902.94)
Standalone	S00863	S00863	Georgia Street Bridge Improvements	3	completed	\$17,016,646.83	\$0.00	\$41,024.16	\$900,272.53	\$17,946,525.51	(\$929,878.68)
Standalone	S00869	S00869	Palm Avenue Interstate 805 Interchange	8	released	\$18,018,663.00	\$35,222.17	\$684,383.43	\$8,681,407.03	\$50,630,633.53	(\$32,611,970.53)
Standalone	S00870	S00870	Old Otay Mesa Road-Westerly	8	closed	\$15,808,136.84	\$0.00	\$3,226.60	\$0.00	N/A	N/A
Standalone	S00871	S00871	W Mission Bay Dr Bridge Over SD River	2	completed	\$150,616,028.59	\$408,633.70	\$1,972,416.47	\$8,217,287.51	\$150,358,644.66	\$257,383.93
Standalone	S00880	S00880	Miramar Road-I-805 Easterly Ramps	6	completed	\$11,429,930.00	\$216.00	\$2,564,952.02	\$98,502.34	\$12,219,930.24	(\$790,000.24)
Standalone	S00905	S00905	SR 163/Clairemont Mesa Blvd Interchange	6	completed	\$18,093,777.25	\$20,454.30	\$14,603.12	\$15,000.00	\$18,093,777.00	\$0.25
Standalone	S00915	S00915	University Avenue Mobility	3	released	\$11,157,310.15	\$457,490.36	\$2,102,846.20	(\$92,083.49)	\$12,467,401.56	(\$1,310,091.41)
Standalone	S00935	S00935	N Torrey Pines Rd Bridge/ Los Penasquitos	1	completed	\$16,675,652.22					

Transportation	Standalone	S11060	Otay Mesa Truck Route Phase 4	8	completed	\$19,625,289.15	\$203,954.34	\$923,987.47	\$364,466.21	\$19,823,493.69	(\$198,204.54)
Transportation	Standalone	S15017	La Jolla Village/I-805 Landscape Maint	6	released	\$1,419,717.99	\$53,985.77	\$124,591.52	\$478,332.85	\$1,419,717.99	\$0.00
Transportation	Standalone	S15018	La Media Road Improvements	8	released	\$60,635,000.00	\$16,290,444.81	\$23,173,189.79	\$8,186,602.15	\$60,635,000.00	\$0.00
Transportation	Standalone	S15044	City Heights Pedestrian Improvements	9	closed	\$3,463,114.73	\$0.00	\$3,344.40	\$0.00	N/A	N/A
Transportation	Standalone	S15045	Park Boulevard At-Grade Crossing	3, 8	released	\$27,255,948.43	\$16,037,323.72	\$217,424.80	\$576,790.95	Not in P6	Not in P6
Transportation	Standalone	S16022	Market St-Euclid to Pitta-Improvements	4	completed	\$592,500.00	\$0.00	\$0.00	\$361,683.62	Not in P6	Not in P6
Transportation	Standalone	S16061	Market Street-47th to Euclid-Complete Street	4	completed	\$11,605,084.13	\$322,733.53	\$166,938.58	\$496,648.09	\$11,655,084.00	(\$49,999.86)
Transportation	Standalone	S18000	Streamview Drive Improvements Phase 2	9	released	\$12,589,080.66	\$957,031.62	\$416,684.44	\$9,531,878.82	\$17,171,841.00	(\$4,582,760.34)
Transportation	Standalone	S18001	University Avenue Complete Street Phase1	9	released	\$12,379,850.00	\$4,082,098.92	\$3,860,312.60	\$1,023,823.50	\$12,380,291.10	(\$441.10)
Transportation	Standalone	S19005	City Heights Sidewalks and Streetlights	9	released	\$3,500,000.00	\$27,672.57	\$48,644.08	\$2,989,128.24	Not in P6	Not in P6
Transportation	Standalone	S22005	Alvarado Canyon Rd Realignment Project	7	released	\$4,031,045.76	\$402,087.72	\$624,952.20	\$2,631,457.45	\$39,800,000.00	(\$35,768,954.24)
Transportation	Standalone	S23006	Sunset Cliffs Seawall Improvement	2	released	\$3,200,000.00	\$2,643,284.00	\$107,485.17	\$355,593.14	\$7,827,900.00	(\$4,627,900.00)
Transportation	Standalone	S23011	Cypress Dr Cultural Corridor	8	released	\$2,782,192.11	\$110,474.50	\$81,483.52	\$2,540,547.10	\$4,300,000.00	(\$1,517,807.89)
Transportation Total						\$1,128,746,913.84	\$135,213,002.66	\$151,157,088.22	\$249,964,394.82		
Grand Total						\$6,891,071,049.20	\$1,115,636,350.24	\$1,044,036,400.08	\$1,618,057,485.26		

FY24 Project to Date Budget
 Includes projects that closed in FY 2024
 Includes individual phases for L projects
 Not in P6=projects not in P6
 N/A=not applicable information available for Projects

Awarding Body

ACEC	American Council of Engineering Companies
APWA	American Public Works Association
ASCE	American Society of Civil Engineers
ASLA	American Society of Landscape Architects
ITE	Institute of Transportation Engineers
SDAF	San Diego Architectural Foundation
SDAPA	San Diego American Planning Association

Awarding Body	Type of Award Received	Project Name	Council District
APWA	Public Works Project of the Year	69th and Mohawk Pump Station	4, 9
ASCE	Outstanding Roadway and Highway Project	AC Overlay Group 2110	1, 4, 6, 7, 8
ASCE	Outstanding Small Project	AC Water Group 1059	6
SDAPA	Large Jurisdiction Excellence	Downtown San Diego Mobility Plan	3
APWA	Disaster or Emergency Construction/Repair	Gilman Drive Storm Drain Emergency Replacement	1
ASCE	Outstanding Flood Management Project	Gilman Drive Storm Drain Emergency Replacement	1
ASCE	Outstanding Construction Project	Kearny Mesa Pipeline Manways	1
APWA	APWA Honor Award	La Jolla Country Club Reservoir and Pump Station	1
ASCE	Outstanding Community Improvement Project	Martin Luther King Jr. Recreation Center	4
ACEC	QBS Champion	N/A	N/A
ASCE	Outstanding Water Project	Navajo Pump Station	7
ASCE	Outstanding Water/Wastewater Project	North City Pure Water Pipeline	6
SDAF	Landscape Architecture Orchid	Tecolote North Playground Improvements	2
APWA	Project of the Year - Parks	Tecolote Shore Park Improvements - North and South	2
ASLA	Parks, Trails and Recreation	Tecolote Shore Park Improvements - North and South	2
ASCE	Outstanding Environmental Engineering Project	Water and Storm Drain Group 968	2, 3, 4, 9
ACEC	Engineering Excellence Honor	West Mission Bay Drive Bridge	2
ACEC	National Recognition Award	West Mission Bay Drive Bridge	2
ASCE	Outstanding Bridge Project	West Mission Bay Drive Bridge	2
ASCE	Outstanding Project of the Year	West Mission Bay Drive Bridge	2
ITE	Transportation Project of the Year	West Mission Bay Drive Bridge	2

Inter-Agency Agreements

Project ID	Project Name	Project Phase	Asset Type	Construction Contract Type	Agency
B00429	Buchanan Canyon Sewer B (UP)	Design	Wastewater - Collection Sys - Main	Design Bid Build	Caltrans
B19096	Normal Street Promenade	Construction	Trans - Bicycle Facilities (All Class.)	Agency/ Developer Managed Built Paid	SANDAG
B22053	Enrico Fermi Dr & Airway Rd-Coop Agrmt	Construction	Trans - Roadway	Agency/ Developer Managed Built Paid	County
RD14000	State Route 56 Freeway Expansion	Construction	Trans - Roadway	Agency/ Developer Managed Built - City Paid	Caltrans
RD23000	Fenton Pkwy Ext to Camino Del Rio N	Design	Trans - Roadway	Design Bid Build	SDSU
RD23001	EC Residuals Line & E Mission Gorge FM	Construction	Wastewater - Collection Sys - Intercptor	Design Build	East County / Padres Dam
RD24001	Barrio Logan Harbor Dr SANDAG Pave Rpr	Construction	Trans - Roadway	Agency/ Developer Managed Built - City Paid	SANDAG
RD25000	University Ave Bikeway Pavement Repair	Design	Trans - Roadway	Agency/ Developer Managed Built Paid	SANDAG
S00841	Carroll Cyn Rd/Sorrento Valley Rd Dist 1	Post Construction	Trans - Bridge - Vehicular	Agency/ Developer Managed Built - City Paid	Caltrans
S00851	SR163/Friars Road	Construction	Trans - Bridge - Vehicular	Agency/ Developer Managed Built - City Paid	Caltrans
S00869	Palm Avenue Interstate 805 Interchange	Design	Trans - Bridge - Vehicular	Agency/ Developer Managed Built - City Paid	Caltrans
S00871	West Mission Bay Drive Bridge Over San D	Construction	Trans - Bridge - Vehicular	Design Bid Build	Caltrans
S00905	SR163/Clairemont Mesa Blvd Interchange	Post Construction	Trans - Bridge - Vehicular	Agency/ Developer Managed Built - City Paid	Caltrans
S00982	I-5 UNDERPASS - BIKEWAY/PED CONNECT	Construction	Trans - Bicycle Facilities (All Class.)	Agency/ Developer Managed Built - City Paid	Caltrans
S16012	East Village Green Phase 1	Construction	Parks - Miscellaneous Parks	Agency/ Developer Managed Built - City Paid	Civic San Diego
S16013	Children's Park Improvements	Construction	Parks - Miscellaneous Parks	Agency/ Developer Managed Built - City Paid	Civic San Diego
S23011	Cypress Dr Cultural Corridor	Design	Trans - Roadway - Enhance/Scape/Medians	Design Bid Build	SANDAG
S15045	Park Blvd At-Grade Crossing	Construction	Trans-Roadway	Agency/ Developer Managed Built - City Paid	Civic San Diego

**Fiscal Year 2024 Year-End
State of the CIP Report**

**Fiscal Year 2024 Year-End Change Orders
Greater Than \$500,000**

Exhibit E

Project Number	Project Title	Contractor	Change Order Amount
B-21061	Morena Pump Station	Flatiron West, Inc	\$ 1,123,307.86
B-21061	Morena Pump Station	Flatiron West, Inc	\$ 901,249.79
B-21061	Morena Pump Station	Flatiron West, Inc	\$ 1,336,788.48
B-21061	Morena Pump Station	Flatiron West, Inc	\$ 1,218,028.00
B-21061	Morena Pump Station	Flatiron West, Inc	\$ 1,493,034.71
B-21061	Morena Pump Station	Flatiron West, Inc	\$ 1,410,867.31
B-15141	Morena Conveyance Northern	OHL USA, Inc	\$ 696,629.73
B-15141	Morena Conveyance Northern	OHL USA, Inc	\$ 500,110.96
B-15141	Morena Conveyance Northern	OHL USA, Inc	\$ 1,553,000.00
B-16035/B-24078	North City Pure Water Pipeline-Subaqueous Pipeline	W.A. Rasic	\$ 1,886,800.00
B-16035	North City Pure Water Pipeline-Subaqueous Pipeline	W.A. Rasic	\$ 1,692,309.51
B-16035	North City Pure Water Pipeline-Subaqueous Pipeline	W.A. Rasic	\$ 1,212,750.05
B-16035	North City Pure Water Pipeline-Subaqueous Pipeline	W.A. Rasic	\$ 1,935,153.86
B-16035 B-24078	North City Pure Water Pipeline-Subaqueous Pipeline	W.A. Rasic	\$ 1,989,967.88
B-16035	North City Pure Water Pipeline-Subaqueous Pipeline	W.A. Rasic	\$ 1,940,748.74
B-16035	North City Pure Water Pipeline-Subaqueous Pipeline	W.A. Rasic	\$ 1,318,309.48
B-21058/B-15140	North City Pure Water Facility	Shimmick Construction	\$ 707,325.11
B-21058/B-15140	North City Pure Water Facility	Shimmick Construction	\$ 1,133,808.17
B-21058/B-15140	North City Pure Water Facility	Shimmick Construction	\$ 1,949,680.97
B-21058/B-15140	North City Pure Water Facility	Shimmick Construction	\$ 1,764,362.07
B-16140/B-21060/ B-21128/ S-17012	North City Water Reclamation	Kiewit Construction	\$ 1,427,153.71
B-16140/B-21060/ B-21128/ S-17012	North City Water Reclamation	Kiewit Construction	\$ 1,773,827.27
B-16140/B-21060/ B-21128/ S-17012	North City Water Reclamation	Kiewit Construction	\$ 952,524.86
B-17006/ S-17013	Metro Biosolids Center	PCL Constructors, Inc.	\$ 798,492.00
B-17006/ S-17013	Metro Biosolids Center	PCL Constructors, Inc.	\$ 888,910.00
S-12016 /B-21124	Otay 1st and 2nd Pipelines West of Highland Ave	El Cajon Grading	\$ 1,000,000.00
S-12016	Otay 1st & 2nd Pipelines West of Highland Ave	El Cajon Grading	\$ 986,437.95
B-17104 B-17105	Sewer and AC Water Group 1032	KTA Construction	\$ 994,789.54
B14092, B21084	Otay 2nd Pipeline Ph1	Cass Construction Inc.	\$ 968,459.66
B14092, B21084	Otay 2nd Pipeline Ph1 CCO #5	Cass Construction Inc.	\$ 930,264.73
B14092, B21084	Otay 2nd Pipeline Ph1 CCO #6	Cass Construction Inc.	\$ 912,542.74
B-16144 (W) & B-16145 (S)	Sewer & AC Water Crown Point West	S.C. Valley Engineering, Inc.	\$ 966,185.15
S-20005	Botanical Building Improvements	EC Constructors Inc.	\$ 869,723.41
B-11048	Water Group Job 952	S.C. Valley Engineering, Inc.	\$ 846,077.44
B-16025 / B-16022	College Area Sewer & AC Water Main Replacement	S.C. Valley Engineering, Inc.	\$ 806,170.43
B-16022/B-16025	College Area Sewer & AC Water Main Replacement	S.C. Valley Engineering, Inc.	\$ 769,238.91

Project ID	Project Name	Council Districts	NOC (6900)
B00421	SEWER GROUP 786	1	7/14/2023
B11023	Navajo Pump Station	7	7/14/2023
B11038	Water Group Job 942	6	7/14/2023
B18113	Sewer & AC Water Group 786 (W)	1	7/14/2023
B20087	CMP Storm Drain Lining III	3, 8, 9, 2	7/14/2023
B20150	Navajo PS (Lake Murray Blvd) Paving	7	7/14/2023
B22096	2729 Caminito San Pablo Emergency	1	7/14/2023
B21127	4617 Antioch Pl CMP SD Emergency	9	7/14/2023
B17151	Pipeline Rehabilitation AQ-1	7	8/11/2023
S12040	Tierrasanta (Via Dominique) Pump Station	7	8/11/2023
B23052	10210 Campus Point Drive SD Emergency	6	9/11/2023
B13066	Redwood & 30th CR Obstruction DS	3	9/27/2023
B17091	Remaining Small Diameter CI Water Ph 3	1, 3, 7, 2, 4	9/27/2023
B21018	30th St Pipeline Replacement Resurface	3, 8, 9	9/27/2023
B21019	30th St Bike Lane Improvements	3, 8, 9	9/27/2023
B22063	Remaining Small Diameter CI Water Ph3(P)	1, 3, 7, 2, 4	9/27/2023
S12010	30th Street Pipeline Replacement	3, 8, 9	9/27/2023
B20072	Kearny Mesa Pipeline Manway	1	10/20/2023
B00346	Sewer & AC Water Group 697A (S)	3, 8	10/24/2023
B15207	Sewer & AC Water Group 697A (W)	3, 8	10/24/2023
B20079	Inlet Restoration Group 697A (S)	8	10/24/2023
B21015	Trench Paving Sewer & AC Water Grp 697A	3, 8	10/24/2023
B21024	Oak Park Improvements 1 (W)	4	10/24/2023
B23062	Oak Park Improv 1 (P)	4	10/24/2023
B00409	SEWER GJ 798C	1	11/21/2023
B18185	Accelerated Pipeline Rehab Ref Group 846	1, 3, 6, 8, 7, 9, 2, 4	11/21/2023
S15004	Rancho Mission Canyon Park Upgrades	7	11/29/2023
B19029	Santa Clara Playground Improvements	2	12/5/2023
B19032	Santa Clara Comfort Station Improvements	2	12/5/2023
B18201	Regional Arterial Guardrail Group 2a	5	12/13/2023
B19012	Sidewalk Replacement Group 1901-NP & OB	2, 3	12/13/2023
L16000.2	Island Ave Mini Park Improvements	9	1/5/2024
B17152	Torrey Pines Gf-Repr Storm Drain Outfall	1	1/19/2024
B17095	Asphalt Resurfacing Group 1702 (Option C	2, 3, 5, 6, 7, 8, 9	1/23/2024
B18220	DeAnza North Parking Lot Improvements	2	1/23/2024
B18127	Marlesta/Beagle (Gen-B/M-Ashf) SL UU465	2	2/13/2024
B16107	ADA S/W Group 4E College	9, 4	2/27/2024
B21153	3405 Kite Street SD Emergency	3	2/27/2024
B17056	Downtown Mobility Cycleway Improvement	3	3/8/2024
B21056	Morena Improv 3 (W)	7	3/12/2024
B16108	ADA Curb Ramp Winder & McKee	3	5/9/2024
B15094	Mission Blvd UUP (Loring to Tourquoise)	1	6/3/2024
B16034	Sewer Group 776A	4	6/11/2024

Project ID	Project Name	CAP - LEED Building	CAP - Solar Component	CAP - Resilience	Climate Resilient SD (CRSD)	EV Location	EV Charging Infrastructure	EV Charging Station	Fleet EV Ready Spaces (City Vehicle)	Non-Fleet EV Capable Spaces (Public Veh)	Fleet Non-EV Ready Spaces (City Vehicle)	Total Number of EV and non-EV Spaces	Energy Storage	Renewable Energy	Energy Efficiency Improvement (Retrofit Only)	Microgrid	Equipment Electrification (Retrofit Only)	Fossil Fuel Equipment	ZEMBOP Exemption
B00032	Water Group 525C	N/A	N/A	N/A	N/A	N/A	No	No	0	0	0	0	No	No	No	No	No	No	No
B00131	Water Group 525E	N/A	N/A	N/A	N/A	N/A	No	No	0	0	0	0	No	No	No	No	No	No	No
B00346	Sewer & AC Water Group 697A (S)	N/A	N/A	N/A	N/A	N/A	No	No	0	0	0	0	No	No	No	No	No	No	No
B00369	Sewer and AC Water Group 765 (S)	N/A	N/A	N/A	N/A	N/A	No	No	0	0	0	0	No	No	No	No	No	No	No
B00374	Sewer & AC Water Group 763 (S)	N/A	N/A	N/A	N/A	N/A	No	No	0	0	0	0	No	No	No	No	No	No	No
B00387	Sewer & AC Water Group Job 776 (S)	N/A	N/A	N/A	N/A	N/A	No	No	0	0	0	0	No	No	No	No	No	No	No
B00388	Sewer and AC Water GJ 778 (S)	N/A	N/A	N/A	N/A	N/A	No	No	0	0	0	0	No	No	No	No	No	No	No
B00394	Sewer and AC Water Group 793 (S)	N/A	N/A	N/A	N/A	N/A	No	No	0	0	0	0	No	No	No	No	No	No	No
B00395	Sewer & AC Water Group 794 (S)	N/A	N/A	N/A	N/A	N/A	No	No	0	0	0	0	No	No	No	No	No	No	No
B00398	SEWER & AC Water Group 797(S)	N/A	N/A	N/A	N/A	N/A	No	No	0	0	0	0	No	No	No	No	No	No	No
B00403	Sewer and AC Water Group 807 (S)	N/A	N/A	N/A	N/A	N/A	No	No	0	0	0	0	No	No	No	No	No	No	No
B00406	Sewer Group 806	N/A	N/A	N/A	N/A	N/A	No	No	0	0	0	0	No	No	No	No	No	No	No
B00409	SEWER GJ 798C	N/A	N/A	N/A	N/A	N/A	No	No	0	0	0	0	No	No	No	No	No	No	No
B00421	SEWER GROUP 786	N/A	N/A	N/A	N/A	N/A	No	No	0	0	0	0	No	No	No	No	No	No	No
B00426	Sewer and AC Water Group 812 (S)	N/A	N/A	N/A	N/A	N/A	No	No	0	0	0	0	No	No	No	No	No	No	No
B00429	Buchanan Canyon Sewer B (UP)	N/A	N/A	N/A	N/A	N/A	No	No	0	0	0	0	No	No	No	No	No	No	No
B00431	MISSION CTR CNYN A SMR	N/A	N/A	N/A	N/A	N/A	No	No	0	0	0	0	No	No	No	No	No	No	No
B00433	Mission Center Canyon C Swr	N/A	N/A	N/A	N/A	N/A	No	No	0	0	0	0	No	No	No	No	No	No	No
B00434	SEWER GROUP 828	N/A	N/A	N/A	N/A	N/A	No	No	0	0	0	0	No	No	No	No	No	No	No
B00443	Water & Sewer GJ 816 (S)	N/A	N/A	N/A	N/A	N/A	No	No	0	0	0	0	No	No	No	No	No	No	No
B00836	District 1 Block 1-J UUD	N/A	N/A	N/A	N/A	N/A	No	No	0	0	0	0	No	No	No	No	No	No	No
B10027	Bannock Ave Streetscape Enhancements	N/A	N/A	N/A	CRSD Flooding	N/A	No	No	0	0	0	0	No	No	No	No	No	No	No
B10161	Laurelridge Court Storm Drain	N/A	N/A	N/A	CRSD Flooding	N/A	No	No	0	0	0	0	No	No	No	No	No	No	No
B10163	Mission Bay Navigational Safety Dredging	N/A	N/A	N/A	N/A	N/A	No	No	0	0	0	0	No	No	No	No	No	No	No
B10210	Sewer & Water GJ Crown Pt s La Playa (S)	N/A	N/A	N/A	N/A	N/A	No	No	0	0	0	0	No	No	No	No	No	No	No
B11024	La Jolla Country Club Reservoir	N/A	N/A	N/A	N/A	N/A	No	No	0	0	0	0	No	No	No	No	No	No	No
B11036	Water Group Job 940 (W)	N/A	N/A	N/A	N/A	N/A	No	No	0	0	0	0	No	No	No	No	No	No	No
B11048	Water Group Job 952	N/A	N/A	N/A	N/A	N/A	No	No	0	0	0	0	No	No	No	No	No	No	No
B11072	Soledad Pump Station Upgrade	N/A	N/A	N/A	N/A	N/A	No	No	0	0	0	0	No	No	No	No	No	No	No
B11077	Sewer and Water Group 767A (S)	N/A	N/A	N/A	N/A	N/A	No	No	0	0	0	0	No	No	No	No	No	No	No
B12040	Maple Canyon Restoration - Phases 1 & 2	N/A	N/A	N/A	CRSD Flooding	N/A	No	No	0	0	0	0	No	No	No	No	No	No	No
B12042	Sewer & Water Group 940 (S)	N/A	N/A	N/A	N/A	N/A	No	No	0	0	0	0	No	No	No	No	No	No	No
B12048	Water & Sewer Group 965 (S)	N/A	N/A	N/A	N/A	N/A	No	No	0	0	0	0	No	No	No	No	No	No	No
B12057	Water & Sewer Group 965 (W)	N/A	N/A	N/A	N/A	N/A	No	No	0	0	0	0	No	No	No	No	No	No	No
B12067	Block 251 South Mission Beach UUD	N/A	N/A	N/A	N/A	N/A	No	No	0	0	0	0	No	No	No	No	No	No	No
B12072	Water & Sewer Group 963 (W)	N/A	N/A	N/A	N/A	N/A	No	No	0	0	0	0	No	No	No	No	No	No	No
B12096	Highland and Monroe Aves Storm Drain Rep	N/A	N/A	N/A	CRSD Flooding	N/A	No	No	0	0	0	0	No	No	No	No	No	No	No
B12097	Caltrans Pacific Beach PPL Central (S)	N/A	N/A	N/A	N/A	N/A	No	No	0	0	0	0	No	No	No	No	No	No	No
B12110	Caltrans Pacific Beach PPL Central (W)	N/A	N/A	N/A	N/A	N/A	No	No	0	0	0	0	No	No	No	No	No	No	No
B12117	PACIFIC BEACH PIPELINE SOUTH (S)	N/A	N/A	N/A	N/A	N/A	No	No	0	0	0	0	No	No	No	No	No	No	No
B13008	Pacific Hwy & W Palm St Signal Mod	N/A	N/A	N/A	N/A	N/A	No	No	0	0	0	0	No	No	No	No	No	No	No
B13010	Signal Mods in Barrio Logan	N/A	N/A	N/A	N/A	N/A	No	No	0	0	0	0	No	No	No	No	No	No	No
B13011	Sewer & Water GJ Crown Pt s La Playa (W)	N/A	N/A	N/A	N/A	N/A	No	No	0	0	0	0	No	No	No	No	No	No	No
B13016	Campus Point Dr (9900) SD Repl	N/A	N/A	N/A	CRSD Flooding	N/A	No	No	0	0	0	0	No	No	No	No	No	No	No
B13066	Redwood & 30th CR Obstruction DS	N/A	N/A	N/A	N/A	N/A	No	No	0	0	0	0	No	No	No	No	No	No	No
B13088	Camino del Este Path Xing Improvements	N/A	N/A	N/A	N/A	N/A	No	No	0	0	0	0	No	No	No	No	No	No	No
B13102	Adams Ave (1620) Storm Drain Replacement	N/A	N/A	N/A	CRSD Flooding	N/A	No	No	0	0	0	0	No	No	No	No	No	No	No
B13116	Lobrico Ct (615) Storm Drain	N/A	N/A	N/A	N/A	N/A	No	No	0	0	0	0	No	No	No	No	No	No	No
B13125	Mission Beach Obstruction DIF 13 CR	N/A	N/A	N/A	N/A	N/A	No	No	0	0	0	0	No	No	No	No	No	No	No
B13151	Block 1M UUD (La Jolla 4)	N/A	N/A	N/A	N/A	N/A	No	No	0	0	0	0	No	No	No	No	No	No	No
B13152	Block 4-J1 UUD (Mid City)	N/A	N/A	N/A	N/A	N/A	No	No	0	0	0	0	No	No	No	No	No	No	No
B13155	Block 8C UUD (Greater Golden Hill)	N/A	N/A	N/A	N/A	N/A	No	No	0	0	0	0	No	No	No	No	No	No	No
B13169	Water & Sewer Group 963 (S)	N/A	N/A	N/A	N/A	N/A	No	No	0	0	0	0	No	No	No	No	No	No	No
B13186	Water and Sewer GJ 955 (W)	N/A	N/A	N/A	N/A	N/A	No	No	0	0	0	0	No	No	No	No	No	No	No
B13197	Sewer & AC Water Group 776 (W)	N/A	N/A	N/A	N/A	N/A	No	No	0	0	0	0	No	No	No	No	No	No	No
B13232	Sewer Group 836	N/A	N/A	N/A	N/A	N/A	No	No	0	0	0	0	No	No	No	No	No	No	No
B14015	Beyer Bl @ Smythe Ave Traffic Signal	N/A	N/A	N/A	N/A	N/A	No	No	0	0	0	0	No	No	No	No	No	No	No
B14048	Traffic Signal Upgrades Citywide FY14	N/A	N/A	N/A	N/A	N/A	No	No	0	0	0	0	No	No	No	No	No	No	No
B14069	Water and Sewer Group 955 (S)	N/A	N/A	N/A	N/A	N/A	No	No	0	0	0	0	No	No	No	No	No	No	No
B14078	Jamacha Drainage Channel Upgrade	N/A	N/A	Tree Canopy	N/A	N/A	No	No	0	0	0	0	No	No	No	No	No	No	No
B14084	Balboa Ave TS Interconnect	N/A	N/A	N/A	N/A	N/A	No	No	0	0	0	0	No	No	No	No	No	No	No
B14092	Otay 2nd Pipeline Phase 1	N/A	N/A	N/A	N/A	N/A	No	No	0	0	0	0	No	No	No	No	No	No	No
B14099	Water Group 968	N/A	N/A	N/A	N/A	N/A	No	No	0	0	0	0	No	No	No	No	No	No	No
B14100	Water Group 969	N/A	N/A	N/A	N/A	N/A	No	No	0	0	0	0	No	No	No	No	No	No	No
B14108	Uptown Storm Drain Replacement	N/A	N/A	N/A	CRSD Flooding	N/A	No	No	0	0	0	0	No	No	No	No	No	No	No
B14120	Alamo, Salvation, 68th Street Basins LID	N/A	N/A	N/A	CRSD Flooding	N/A	No	No	0	0	0	0	No	No	No	No	No	No	No
B14125	Pipeline Rehabilitation AF1	N/A	N/A	N/A	N/A	N/A	No	No	0	0	0	0	No	No	No	No	No	No	No
B14126	4709 Clairemont Mesa Blvd SD Repl	N/A	N/A	N/A	N/A	N/A	No	No	0	0	0	0	No	No	No	No	No	No	No
B15001	AC Water & Sewer Group 1026 (W)	N/A	N/A	N/A	N/A	N/A	No	No	0	0	0	0	No	No	No	No	No	No	No
B15002	AC Water & Sewer Group 1026 (S)	N/A	N/A	N/A	N/A	N/A	No	No	0	0	0	0	No	No	No	No	No	No	No
B15011	Navajo DIF Electronic Speed Signs	N/A	N/A	N/A	N/A	N/A	No	No	0	0	0	0	No	Yes	No	No	No	No	No
B15013	Interconnect Upgrades by Streets	N/A	N/A	N/A	N/A	N/A	No	No	0	0	0	0	No	No	No	No	No	No	No
B15014	31st St & Market St School Traffic Sgnal	N/A	N/A	N/A	N/A	N/A	No	No	0	0	0	0	No	No	No	No	No	No	No
B15015	Morena Bl & W. Bernardo Medians	N/A	N/A	N/A	N/A	NO	No	No	0	0	0	0	No	No	No	No	No	No	No
B15028	Storm Drain Group 968	N/A	N/A	N/A	N/A	N/A	No	No	0	0	0	0	No	No	No	No	No	No	No
B15029	Navajo Storm Drains	N/A	N/A	N/A	CRSD Flooding	N/A	No	No	0	0	0	0	No	No	No	No	No	No	No
B15030	Redwood Village Standpipe Main Replcm.	N/A	N/A	N/A	N/A	N/A	No	No	0	0	0	0	No	No	No	No	No	No	No
B15040	AC Water & Sewer Group 1011 (S)	N/A	N/A	N/A	N/A	N/A	No	No	0	0	0	0	No	No	No	No	No	No	No
B15041	AC Water & Sewer Group 1011 (W)	N/A	N/A	N/A	N/A	N/A	No	No	0	0	0	0	No	No	No	No	No	No	No
B15047	Division St & Osborn St Traffic Signal	N/A	N/A	N/A	N/A	N/A	No	No	0	0	0	0	No	No	No	No	No	No	No
B15051	Logan Heights LID (South)	N/A	N/A	N/A	CRSD Flooding	N/A	No	No	0	0	0	0	No	No	No	No	No	No	No

Project ID	Project Name	CAP - LEED Building	CAP - Solar Component	CAP - Resilience	Climate Resilient SD (CRSD)	EV Location	EV Charging Infrastructure	EV Charging Station	Fleet EV Ready Spaces (City Vehicle)	Non-Fleet EV Capable Spaces (Public Veh)	Fleet Non-EV Ready Spaces (City Vehicle)	Total Number of EV and non-EV Spaces	Energy Storage	Renewable Energy	Energy Efficiency Improvement (Retrofit Only)	Microgrid	Equipment Electrification (Retrofit Only)	Fossil Fuel Equipment	ZEMBOP Exemption
B15063	Storm Drain Group 1013	N/A	N/A	N/A	CRSD Flooding	N/A	No	No	0	0	0	0	No	No	No	No	No	No	No
B15065	Pacific Beach TS Interconnect Upgrade	N/A	N/A	N/A	N/A	N/A	No	No	0	0	0	0	No	No	No	No	No	No	No
B15069	Sewer and AC Water GI 778 (W)	N/A	N/A	N/A	N/A	N/A	No	No	0	0	0	0	No	No	No	No	No	No	No
B15070	Sewer and AC Water Group 793 (W)	N/A	N/A	N/A	N/A	N/A	No	No	0	0	0	0	No	No	No	No	No	No	No
B15078	AC Water & Sewer Group 1014 (W)	N/A	N/A	N/A	N/A	N/A	No	No	0	0	0	0	No	No	No	No	No	No	No
B15079	AC Water & Sewer Group 1014 (S)	N/A	N/A	N/A	N/A	N/A	No	No	0	0	0	0	No	No	No	No	No	No	No
B15084	Block 1M1 (SL)	N/A	N/A	N/A	N/A	N/A	No	No	0	0	0	0	No	No	No	No	No	No	No
B15085	Block 7G2 UUP - CIP	N/A	N/A	N/A	N/A	N/A	No	No	0	0	0	0	No	No	No	No	No	No	No
B15086	Block 6H UUP	N/A	N/A	N/A	N/A	N/A	No	No	0	0	0	0	No	No	No	No	No	No	No
B15087	Block 4Y UUP - CIP	N/A	N/A	N/A	N/A	N/A	No	No	0	0	0	0	No	No	No	No	No	No	No
B15093	Seminole Drive UUP (Stanley to Estelle)	N/A	N/A	N/A	N/A	N/A	No	No	0	0	0	0	No	No	No	No	No	No	No
B15097	Block 8R UUP - CIP	N/A	N/A	N/A	N/A	N/A	No	No	0	0	0	0	No	No	No	No	No	No	No
B15099	Serra Mesa Storm Drain & GI (SD)	N/A	N/A	N/A	N/A	N/A	No	No	0	0	0	0	No	No	No	No	No	No	No
B15100	Serra Mesa Storm Drain & GI (GI)	N/A	N/A	N/A	N/A	N/A	No	No	0	0	0	0	No	No	No	No	No	No	No
B15101	Storm Drain Group 1023	N/A	N/A	N/A	N/A	N/A	No	No	0	0	0	0	No	No	No	No	No	No	No
B15102	Green Infrastructure Group 1024	N/A	N/A	N/A	CRSD Flooding	N/A	No	No	0	0	0	0	No	No	No	No	No	No	No
B15103	Green Infrastructure Group 1027	N/A	N/A	N/A	N/A	N/A	No	No	0	0	0	0	No	No	No	No	No	No	No
B15104	Green Infrastructure Group 1014	N/A	N/A	N/A	N/A	N/A	No	No	0	0	0	0	No	No	No	No	No	No	No
B15116	AC Water & Sewer Group 1017 (S)	N/A	N/A	N/A	N/A	N/A	No	No	0	0	0	0	No	No	No	No	No	No	No
B15118	AC Water & Sewer Group 1027 (S)	N/A	N/A	N/A	N/A	N/A	No	No	0	0	0	0	No	No	No	No	No	No	No
B15119	AC Water & Sewer Group 1017 (W)	N/A	N/A	N/A	N/A	N/A	No	No	0	0	0	0	No	No	No	No	No	No	No
B15121	AC Water & Sewer Group 1027 (W)	N/A	N/A	N/A	N/A	N/A	No	No	0	0	0	0	No	No	No	No	No	No	No
B15127	Off FHWA System Bridge Rehabilitation	N/A	N/A	N/A	N/A	N/A	No	No	0	0	0	0	No	No	No	No	No	No	No
B15128	On System Bridge Rehabilitation	N/A	N/A	N/A	N/A	N/A	No	No	0	0	0	0	No	No	No	No	No	No	No
B15134	16-in & Larger CI WS Main Repl Grp A (W)	N/A	N/A	N/A	N/A	N/A	No	No	0	0	0	0	No	No	No	No	No	No	No
B15139	North City Pure Water Facility	N/A	N/A	Local Water Supply	N/A	4940 Eastgate Mall	No	No	0	0	0	0	No	No	No	No	No	No	No
B15140	North City Pure Water Pump Station	N/A	N/A	Local Water Supply	N/A	N/A	No	No	0	0	0	0	No	No	No	No	No	No	No
B15141	PWP Morena Conveyance	N/A	N/A	Local Water Supply	N/A	N/A	No	No	0	0	0	0	No	No	No	No	No	No	No
B15141.2	Morena Conveyance Northern	N/A	N/A	Local Water Supply	N/A	N/A	No	No	0	0	0	0	No	No	No	No	No	No	No
B15141.3	Morena Conveyance Middle	N/A	N/A	Local Water Supply	N/A	N/A	No	No	0	0	0	0	No	No	No	No	No	No	No
B15141.4	Morena Conveyance Southern	N/A	N/A	Local Water Supply	N/A	N/A	No	No	0	0	0	0	No	No	No	No	No	No	No
B15142	NCWRP Expansion	N/A	N/A	Local Water Supply	N/A	N/A	No	No	0	0	0	0	No	No	No	No	No	No	No
B15147	AC Water & Sewer Group 1013 (S)	N/A	N/A	N/A	N/A	N/A	No	No	0	0	0	0	No	No	No	No	No	No	No
B15156	AC Water & Sewer Group 1013 (W)	N/A	N/A	N/A	N/A	N/A	No	No	0	0	0	0	No	No	No	No	No	No	No
B15165	Golden Hill & South Park SD Replacement	N/A	N/A	N/A	CRSD Flooding	N/A	No	No	0	0	0	0	No	No	No	No	No	No	No
B15167	El Cerrito & Rolando Park SD & GI (SD)	N/A	N/A	Local Water Supply	N/A	N/A	No	No	0	0	0	0	No	No	No	No	No	No	No
B15168	Genesee Ave-Chateau to Sauk Sidewalk	N/A	N/A	N/A	N/A	N/A	No	No	0	0	0	0	No	No	No	No	No	No	No
B15171	El Cerrito & Rolando Park SD & GI (GI)	N/A	N/A	N/A	N/A	N/A	No	No	0	0	0	0	No	No	No	No	No	No	No
B15172	AC Water and Sewer Group 1029 (S)	N/A	N/A	N/A	N/A	N/A	No	No	0	0	0	0	No	No	No	No	No	No	No
B15174	AC Water and Sewer Group 1029 (W)	N/A	N/A	N/A	N/A	N/A	No	No	0	0	0	0	No	No	No	No	No	No	No
B15176	La Jolla Scenic Drive Pipeline (S)	N/A	N/A	N/A	N/A	N/A	No	No	0	0	0	0	No	No	No	No	No	No	No
B15196	San Carlos SD Replacement (Northeast)	N/A	N/A	N/A	CRSD Flooding	N/A	No	No	0	0	0	0	No	No	No	No	No	No	No
B15197	North Park SD Replacement (North)	N/A	N/A	N/A	CRSD Flooding	N/A	No	No	0	0	0	0	No	No	No	No	No	No	No
B15203	Tecolote Cyn GC Water Conn	N/A	N/A	N/A	N/A	N/A	No	No	0	0	0	0	No	No	No	No	No	No	No
B15207	Sewer & AC Water Group 697A (W)	N/A	N/A	N/A	N/A	N/A	No	No	0	0	0	0	No	No	No	No	No	No	No
B15208	Adams North SD Replacement	N/A	N/A	N/A	N/A	N/A	No	No	0	0	0	0	No	No	No	No	No	No	No
B15209	Torrey Highlands & Rancho PQ SD Repl	N/A	N/A	N/A	N/A	N/A	No	No	0	0	0	0	No	No	No	No	No	No	No
B15212	Scripps Ranch SD Repl (South)	N/A	N/A	N/A	CRSD Flooding	N/A	No	No	0	0	0	0	No	No	No	No	No	No	No
B15213	Cherokee Point South SD & GI (SD)	N/A	N/A	N/A	CRSD Flooding	N/A	No	No	0	0	0	0	No	No	No	No	No	No	No
B15214	Cherokee Point South SD & GI (GI)	N/A	N/A	N/A	CRSD Flooding	N/A	No	No	0	0	0	0	No	No	No	No	No	No	No
B16001	Pipeline Rehabilitation AL-1	N/A	N/A	N/A	N/A	N/A	No	No	0	0	0	0	No	No	No	No	No	No	No
B16006	La Jolla Farms Outfall Repair	N/A	N/A	N/A	CRSD Flooding	N/A	No	No	0	0	0	0	No	No	No	No	No	No	No
B16007	Citywide Street Lights Group 1601	N/A	Photovoltaic (PV) Syst	N/A	N/A	N/A	No	No	0	0	0	0	Yes	Yes	No	No	No	No	No
B16008	Citywide Street Lights Group 1602	N/A	Photovoltaic (PV) Syst	N/A	N/A	N/A	No	No	0	0	0	0	Yes	Yes	No	No	No	No	No
B16017	Pressure Reducing Stations Upgrades Phs1	N/A	N/A	N/A	N/A	N/A	No	No	0	0	0	0	No	No	No	No	No	No	No
B16018	Priority Sewer Main Replacement Group 16	N/A	N/A	N/A	N/A	N/A	No	No	0	0	0	0	No	No	No	No	No	No	No
B16022	College Areas Swr & AC Wtr Main Repl (W)	N/A	N/A	N/A	N/A	N/A	No	No	0	0	0	0	No	No	No	No	No	No	No
B16023	Remaining Small Diameter CI Water Ph2	N/A	N/A	N/A	N/A	N/A	No	No	0	0	0	0	No	No	No	No	No	No	No
B16024	AC Overlay Street Paving Group 1601	N/A	N/A	N/A	N/A	N/A	No	No	0	0	0	0	No	No	No	No	No	No	No
B16025	College Areas Swr & AC Wtr Main Repl (S)	N/A	N/A	N/A	N/A	N/A	No	No	0	0	0	0	No	No	No	No	No	No	No
B16030	Sidewalk Replacement Group 1604ma	N/A	N/A	N/A	N/A	N/A	No	No	0	0	0	0	No	No	No	No	No	No	No
B16032	TSCMP Group 1 Implementation	N/A	N/A	N/A	N/A	N/A	No	No	0	0	0	0	No	No	No	No	No	No	No
B16034	Sewer Group 776A	N/A	N/A	N/A	N/A	N/A	No	No	0	0	0	0	No	No	No	No	No	No	No
B16035	North City Pure Water Pipeline	N/A	N/A	Local Water Supply	N/A	N/A	No	No	0	0	0	0	No	No	No	No	No	No	No
B16037	Sewer & AC Water Group 841(S)	N/A	N/A	N/A	N/A	N/A	No	No	0	0	0	0	No	No	No	No	No	No	No
B16041	Sewer & AC Water Group 794 (W)	N/A	N/A	N/A	N/A	N/A	No	No	0	0	0	0	No	No	No	No	No	No	No
B16056	Mira Mesa Trunk Sewer Improvement	N/A	N/A	N/A	N/A	N/A	No	No	0	0	0	0	No	No	No	No	No	No	No
B16081	AC Water & Sewer Group 1018 (W)	N/A	N/A	N/A	N/A	N/A	No	No	0	0	0	0	No	No	No	No	No	No	No
B16082	AC Water & Sewer Group 1024 (W)	N/A	N/A	N/A	N/A	N/A	No	No	0	0	0	0	No	No	No	No	No	No	No
B16083	AC Water & Sewer Group 1024 (S)	N/A	N/A	N/A	N/A	N/A	No	No	0	0	0	0	No	No	No	No	No	No	No
B16087	Sewer and AC Water Group 807 (W)	N/A	N/A	N/A	N/A	N/A	No	No	0	0	0	0	No	No	No	No	No	No	No
B16092	College East Storm Drain Replacement	N/A	N/A	N/A	N/A	N/A	No	No	0	0	0	0	No	No	No	No	No	No	No
B16093	Clairemont Mesa SD Repl (Southeast)	N/A	N/A	N/A	N/A	N/A	No	No	0	0	0	0	No	No	No	No	No	No	No
B16094	Jamacha Lomita Storm Drain	N/A	N/A	N/A	CRSD Flooding	N/A	No	No	0	0	0	0	No	No	No	No	No	No	No
B16100	ADA S/W Group 3E W Point Loma	N/A	N/A	N/A	N/A	N/A	No	No	0	0	0	0	No	No	No	No	No	No	No
B16106	AC Water & Sewer Group 1018 (S)	N/A	N/A	N/A	N/A	N/A	No	No	0	0	0	0	No	No	No	No	No	No	No
B16107	ADA S/W Group 4E College	N/A	N/A	N/A	N/A	NO	No	No	0	0	0	0	No	No	No	No	No	No	No
B16108	ADA Curb Ramp Winder & McKee	N/A	N/A	N/A	N/A	N/A	No	No	0	0	0	0	No	No	No	No	No	No	No
B16111	Green Infrastructure Group 1012	N/A	N/A	N/A	N/A	N/A	No	No	0	0	0	0	No	No	No	No	No	No	No
B16112	Southcrest Green Infrastructure (GI)	N/A	N/A	N/A	CRSD Flooding	N/A	No	No	0	0	0	0	No	No	No	No	No	No	No
B16113	Mission Hills NE Storm Drain Replacement	N/A	N/A	N/A	N/A	N/A	No	No	0	0	0	0	No	No	No	No	No	No	No

Project ID	Project Name	CAP - LEED Building	CAP - Solar Component	CAP - Resilience	Climate Resilient SD (CRSD)	EV Location	EV Charging Infrastructure	EV Charging Station	Fleet EV Ready Spaces (City Vehicle)	Non-Fleet EV Capable Spaces (Public Veh)	Fleet Non-EV Ready Spaces (City Vehicle)	Total Number of EV and non-EV Spaces	Energy Storage	Renewable Energy	Energy Efficiency Improvement (Retrofit Only)	Microgrid	Equipment Electrification (Retrofit Only)	Fossil Fuel Equipment	ZEMBOP Exemption
B16114	Oak Park Storm Dr Repl & Green Infr (GI)	N/A	N/A	N/A	N/A	N/A	No	No	0	0	0	0	No	No	No	No	No	No	No
B16115	Oak Park (SD)	N/A	N/A	N/A	N/A	N/A	No	No	0	0	0	0	No	No	No	No	No	No	No
B16118	Loma Pallsades SL Series Circuit Conv	N/A	N/A	N/A	N/A	N/A	No	No	0	0	0	0	No	No	No	No	No	No	No
B16119	Pacific Beach 1 SL Series Circuit Conv	N/A	N/A	N/A	N/A	N/A	No	No	0	0	0	0	No	No	No	No	No	No	No
B16129	Sewer & AC Water Group 797 (W)	N/A	N/A	N/A	N/A	N/A	No	No	0	0	0	0	No	No	No	No	No	No	No
B16135	Pipeline Rehabilitation AN-1	N/A	N/A	N/A	N/A	N/A	No	No	0	0	0	0	No	No	No	No	No	No	No
B16140	NCPWF Influent Pump Station and Pipeline	N/A	N/A	Local Water Supply	N/A	N/A	No	No	0	0	0	0	No	No	No	No	No	No	No
B16144	Sewer & AC Water Crown Point West (W)	N/A	N/A	N/A	N/A	N/A	No	No	0	0	0	0	No	No	No	No	No	No	No
B16145	Sewer & AC Water Crown Point West (S)	N/A	N/A	N/A	N/A	N/A	No	No	0	0	0	0	No	No	No	No	No	No	No
B16155	Storm Drain Group 828	N/A	N/A	N/A	N/A	N/A	No	No	0	0	0	0	No	No	No	No	No	No	No
B16158	Otay 2nd Pipeline Phase 3	N/A	N/A	N/A	N/A	N/A	No	No	0	0	0	0	No	No	No	No	No	No	No
B16165	MBC Cooling Water System Chiller Upgrade	N/A	N/A	N/A	N/A	N/A	No	No	0	0	0	0	No	No	No	No	No	No	No
B16173	University City South SD Replace	N/A	N/A	N/A	N/A	N/A	No	No	0	0	0	0	No	No	No	No	No	No	No
B16174	Kensington North Storm Drain Replacement	N/A	N/A	N/A	CRSD Flooding	N/A	No	No	0	0	0	0	No	No	No	No	No	No	No
B16175	Mira Mesa South Storm Drain Replacement	N/A	N/A	N/A	CRSD Flooding	N/A	No	No	0	0	0	0	No	No	No	No	No	No	No
B16177	AC Water Group 1012	N/A	N/A	N/A	N/A	N/A	No	No	0	0	0	0	No	No	No	No	No	No	No
B17003	El Cajon BI-Highland-58th Improv (VZ)	N/A	N/A	N/A	N/A	NO	No	No	0	0	0	0	No	No	No	No	No	No	No
B17005	Murphy Canyon Trunk Sewer Repair/Rehab	N/A	N/A	N/A	N/A	N/A	No	No	0	0	0	0	No	No	No	No	No	No	No
B17006	San Diego NC-MBC Improvements	N/A	N/A	Local Water Supply	N/A	N/A	No	No	0	0	0	0	No	No	No	No	No	No	No
B17012	Mt Acadia (Mt Alifan-Mt Burnham)SL UU621	N/A	N/A	N/A	N/A	N/A	No	No	0	0	0	0	No	No	No	No	No	No	No
B17013	Seminole PH2 (El Cajon-Stanley) SL UU630	N/A	N/A	N/A	N/A	N/A	No	No	0	0	0	0	No	No	No	No	No	No	No
B17014	Implementation of TSCMP Group 2	N/A	N/A	N/A	N/A	N/A	No	No	0	0	0	0	No	No	No	No	No	No	No
B17019	31st St @ National Ave Traffic Signal	N/A	N/A	N/A	N/A	N/A	No	No	0	0	0	0	No	No	No	No	No	No	No
B17030	Bay Terraces & Skyline South SD Repl	N/A	N/A	N/A	N/A	N/A	No	No	0	0	0	0	No	No	No	No	No	No	No
B17033	Los Pen Lagoon Restoration Ph 1	N/A	N/A	Sequestration	CRSD Sea Level Rise C	N/A	No	No	0	0	0	0	No	No	No	No	No	No	No
B17049	Sewer & Water Group 767A (W)	N/A	N/A	N/A	N/A	N/A	No	No	0	0	0	0	No	No	No	No	No	No	No
B17050	Citywide Street Lights Group 1701	N/A	N/A	N/A	N/A	N/A	No	No	0	0	0	0	No	No	No	No	No	No	No
B17051	Citywide Street Lights Group 1702	N/A	N/A	N/A	N/A	N/A	No	No	0	0	0	0	No	No	No	No	No	No	No
B17052	Market Street Water Pipe Replacement	N/A	N/A	N/A	N/A	N/A	No	No	0	0	0	0	No	No	No	No	No	No	No
B17054	Market Street Sewer Pipe Replacement	N/A	N/A	N/A	N/A	N/A	No	No	0	0	0	0	No	No	No	No	No	No	No
B17056	Downtown Mobility Cycleway Improvement	N/A	N/A	N/A	N/A	N/A	No	No	0	0	0	0	No	No	No	No	No	No	No
B17059	16-in & Larger CI WS Main Repl Grp A (S)	N/A	N/A	N/A	N/A	N/A	No	No	0	0	0	0	No	No	No	No	No	No	No
B17065	70th-Alvarado to Saranac-Sidewalk	N/A	N/A	N/A	N/A	N/A	No	No	0	0	0	0	No	No	No	No	No	No	No
B17066	Fairmount Ave Bridge Rehab East/Right	N/A	N/A	N/A	N/A	No	No	No	0	0	0	0	No	No	No	No	No	No	No
B17067	Fairmount Ave Bridge Rehab West/Left	N/A	N/A	N/A	N/A	No	No	No	0	0	0	0	No	No	No	No	No	No	No
B17071	Fanuel St III (Grand-PB Dr) Rd Imp UU188	N/A	N/A	N/A	N/A	N/A	No	No	0	0	0	0	No	No	No	No	No	No	No
B17079	Manzana Storm Drain Replacement	N/A	N/A	N/A	N/A	N/A	No	No	0	0	0	0	No	No	No	No	No	No	No
B17082	Lakeside Valve Station Replacement	N/A	Photovoltaic (PV) Syst	N/A	N/A	N/A	No	No	0	0	0	0	Yes	Yes	No	Yes	No	No	No
B17087	Clairemont Mesa Sewer Pipe Replacement	N/A	N/A	N/A	N/A	N/A	No	No	0	0	0	0	No	No	No	No	No	No	No
B17091	Remaining Small Diameter CI Water Ph 3	N/A	N/A	N/A	N/A	N/A	No	No	0	0	0	0	No	No	No	No	No	No	No
B17092	Otay WTP-Basin #1 Concrete Restoration	N/A	N/A	N/A	N/A	N/A	No	No	0	0	0	0	No	No	No	No	No	No	No
B17095	Asphalt Resurfacing Group 1702 (Option C)	N/A	N/A	N/A	N/A	N/A	No	No	0	0	0	0	No	No	No	No	No	No	No
B17098	San Vicente PH I-II Rd Imp UU505-UU506	N/A	N/A	N/A	N/A	N/A	No	No	0	0	0	0	No	No	No	No	No	No	No
B17101	Plumosa Park Series Circuit Conversion	N/A	N/A	N/A	N/A	N/A	No	No	0	0	0	0	No	No	No	No	No	No	No
B17102	North Park Mini Park Ped Improvements	N/A	Photovoltaic (PV) Syst	Tree Canopy	CRSD Heat	N/A	No	No	0	0	0	0	No	No	No	No	No	No	No
B17104	Sewer and AC Water Group 1032 (S)	N/A	N/A	N/A	N/A	N/A	No	No	0	0	0	0	No	No	No	No	No	No	No
B17105	Sewer and AC Water Group 1032 (W)	N/A	N/A	N/A	N/A	N/A	No	No	0	0	0	0	No	No	No	No	No	No	No
B17110	Bermuda Ave Coastal Access Replacement	N/A	N/A	N/A	CRSD Sea Level Rise C	N/A	No	No	0	0	0	0	No	No	No	No	No	No	No
B17113	Chollas Creek to Baysshore Multi Use Path	N/A	N/A	N/A	N/A	N/A	No	No	0	0	0	0	No	No	No	No	No	No	No
B17114	Curb Ramp Improvement Group 1701	N/A	N/A	N/A	N/A	N/A	No	No	0	0	0	0	No	No	No	No	No	No	No
B17115	Sewer and AC Water Group 812 (W)	N/A	N/A	N/A	N/A	N/A	No	No	0	0	0	0	No	No	No	No	No	No	No
B17116	Sewer and AC Water Group 763 (W)	N/A	N/A	N/A	N/A	N/A	No	No	0	0	0	0	No	No	No	No	No	No	No
B17118	PB Dr SD Imp and Wetland Restoration	N/A	N/A	N/A	CRSD Sea Level Rise C	N/A	No	No	0	0	0	0	No	No	No	No	No	No	No
B17119	Pump Station D Component Upgrade	N/A	N/A	N/A	N/A	N/A	No	No	0	0	0	0	No	No	No	No	No	Yes*	Yes*
B17123	Miramar, LIV, Genesee TSCMP Grp 3	N/A	N/A	N/A	N/A	N/A	No	No	0	0	0	0	No	No	No	No	No	No	No
B17128	Mid-City & Eastern Area Signal Mods	N/A	N/A	N/A	N/A	N/A	No	No	0	0	0	0	No	No	No	No	No	No	No
B17129	Otay Mesa/Nestor Communications Upgrade	N/A	N/A	N/A	N/A	N/A	No	No	0	0	0	0	No	No	No	No	No	No	No
B17130	Montezuma Road Communications Upgrade	N/A	N/A	N/A	N/A	N/A	No	No	0	0	0	0	No	No	No	No	No	No	No
B17131	Mission Blvd Communications Upgrade	N/A	N/A	N/A	N/A	N/A	No	No	0	0	0	0	No	No	No	No	No	No	No
B17133	Balboa Park Pipeline Repl Ph II (S)	N/A	N/A	N/A	N/A	N/A	No	No	0	0	0	0	No	No	No	No	No	No	No
B17134	Balboa Park Pipeline Repl Ph III (S)	N/A	N/A	N/A	N/A	N/A	No	No	0	0	0	0	No	No	No	No	No	No	No
B17136	Electronic Speed Signs Group 1702	N/A	N/A	N/A	N/A	N/A	No	No	0	0	0	0	No	No	No	No	No	No	No
B17140	Balboa Park Pipeline Repl Phase II (W)	N/A	N/A	N/A	N/A	N/A	No	No	0	0	0	0	No	No	No	No	No	No	No
B17141	Balboa Park Pipeline Repl Ph III (W)	N/A	N/A	N/A	N/A	N/A	No	No	0	0	0	0	No	No	No	No	No	No	No
B17143	Storm Drain Group 763	N/A	N/A	N/A	CRSD Flooding	N/A	No	No	0	0	0	0	No	No	No	No	No	No	No
B17145	Abbot Street Series Circuit	N/A	N/A	N/A	N/A	N/A	No	No	0	0	0	0	No	No	No	No	No	No	No
B17146	Kensington Hts #2 Series Circuit Upgrade	N/A	N/A	N/A	N/A	N/A	No	No	0	0	0	0	No	No	No	No	No	No	No
B17150	Pipeline Rehabilitation AR-1	N/A	N/A	N/A	N/A	N/A	No	No	0	0	0	0	No	No	No	No	No	No	No
B17152	Torrey Pines GF-Repr Storm Drain Outfall	N/A	N/A	N/A	CRSD Sea Level Rise C	N/A	No	No	0	0	0	0	No	No	No	No	No	No	No
B17153	AC Water Group 1038	N/A	N/A	N/A	N/A	N/A	No	No	0	0	0	0	No	No	No	No	No	No	No
B17154	Regional Arterial Guardrail Group 1	N/A	N/A	N/A	N/A	N/A	No	No	0	0	0	0	No	No	No	No	No	No	No
B17167	Sewer and AC Water Group 765 (W)	N/A	N/A	N/A	N/A	N/A	No	No	0	0	0	0	No	No	No	No	No	No	No
B17169	Mission Beach Water & Sewer Repl (W)	N/A	N/A	N/A	N/A	N/A	No	No	0	0	0	0	No	No	No	No	No	No	No
B17170	Mission Beach Water & Sewer Repl (S)	N/A	N/A	N/A	N/A	N/A	No	No	0	0	0	0	No	No	No	No	No	No	No
B17176	AC Water & Sewer Group 1042 (S)	N/A	N/A	N/A	N/A	N/A	No	No	0	0	0	0	No	No	No	No	No	No	No
B17177	AC Water & Sewer Group 1042 (W)	N/A	N/A	N/A	N/A	N/A	No	No	0	0	0	0	No	No	No	No	No	No	No
B17179	Mission Bay Athletic Comfort Station Mod	N/A	N/A	Tree Canopy	CRSD Heat	N/A	No	No	0	0	0	0	No	No	No	No	No	No	No
B17185	AC Water & Sewer Group 1044 (S)	N/A	N/A	N/A	N/A	N/A	No	No	0	0	0	0	No	No	No	No	No	No	No
B17186	AC Water & Sewer Group 1044 (W)	N/A	N/A	N/A	N/A	N/A	No	No	0	0	0	0	No	No	No	No	No	No	No
B17188	Street Reconstruction Group 1801	N/A	N/A	N/A	N/A	N/A	No	No	0	0	0	0	No	No	No	No	No	No	No
B17189	Sewer Group 843	N/A	N/A	N/A	N/A	N/A	No	No	0	0	0	0	No	No	No	No	No	No	No

Project ID	Project Name	CAP - LEED Building	CAP - Solar Component	CAP - Resilience	Climate Resilient SD (CRSD)	EV Location	EV Charging Infrastructure	EV Charging Station	Fleet EV Ready Spaces (City Vehicle)	Non-Fleet EV Capable Spaces (Public Veh)	Fleet Non-EV Ready Spaces (City Vehicle)	Total Number of EV and non-EV Spaces	Energy Storage	Renewable Energy	Energy Efficiency Improvement (Retrofit Only)	Microgrid	Equipment Electrification (Retrofit Only)	Fossil Fuel Equipment	ZEMBOP Exemption
B17190	Miramar Reservoir Pump Station Improve	N/A	Photovoltaic (PV) Syst	Local Water Supply	N/A	N/A	No	No	0	0	0	0	No	No	No	No	No	No	No
B18001	Electronic Speed Signs Group 1801	N/A	N/A	N/A	N/A	N/A	No	No	0	0	0	0	No	No	No	No	No	No	No
B18005	John F Kennedy Neighborhood Park Improve	N/A	N/A	Tree Canopy	CRSD Heat	N/A	No	No	0	0	0	0	No	No	Yes	No	No	No	No
B18006	Sherman Heights Com Center Playground	N/A	N/A	N/A	N/A	N/A	No	No	0	0	0	0	No	No	No	No	No	No	No
B18008	Foothill Blvd & Loring St Roundabout	N/A	N/A	N/A	CRSD Flooding	N/A	No	No	0	0	0	0	No	No	No	No	No	No	No
B18009	Crown Point Drive Roundabouts	N/A	N/A	N/A	N/A	N/A	No	No	0	0	0	0	No	No	No	No	No	No	No
B18012	Citywide Street Lights Group 1801	N/A	N/A	N/A	N/A	N/A	No	No	0	0	0	0	No	No	No	No	No	No	No
B18013	AC Water Group 1039	N/A	N/A	N/A	N/A	N/A	No	No	0	0	0	0	No	No	No	No	No	No	No
B18015	University Avenue Culvert Reconstruction	N/A	N/A	N/A	CRSD Flooding	N/A	No	No	0	0	0	0	No	No	No	No	No	No	No
B18017	73rd St-El Cajon Bl to Saranac-Sidewalk	N/A	N/A	N/A	N/A	N/A	No	No	0	0	0	0	No	No	No	No	No	No	No
B18019	Howard Ave-Village Pine to Iris Sidewalk	N/A	N/A	N/A	N/A	NO	No	No	0	0	0	0	No	No	No	No	No	No	No
B18021	AC Water & Sewer Group 1033 (W)	N/A	N/A	N/A	N/A	N/A	No	No	0	0	0	0	No	No	No	No	No	No	No
B18022	AC Water & Sewer Group 1033 (S)	N/A	N/A	N/A	N/A	N/A	No	No	0	0	0	0	No	No	No	No	No	No	No
B18023	Block 2BB (Pacific Beach) SL UU854	N/A	N/A	N/A	N/A	N/A	No	No	0	0	0	0	No	No	No	No	No	No	No
B18024	Coast Walk Parking Project	N/A	N/A	N/A	N/A	N/A	No	No	0	0	0	0	No	No	No	No	No	No	No
B18026	Narragansett Avenue Access	N/A	N/A	N/A	N/A	N/A	No	No	0	0	0	0	No	No	No	No	No	No	No
B18027	Santa Cruz Ave Access Stairs and Walkway	N/A	N/A	N/A	N/A	N/A	Yes	No	0	0	0	4	No	No	No	No	No	No	No
B18034	MYF Electrical System Upgrade	N/A	N/A	N/A	N/A	N/A	No	No	0	0	0	0	No	No	Yes	No	No	No	No
B18037	Pipeline Rehabilitation AU-1	N/A	N/A	N/A	N/A	N/A	No	No	0	0	0	0	No	No	No	No	No	No	No
B18039	Wightman-Ogden to Shiloh Sidewalk	N/A	N/A	N/A	N/A	N/A	No	No	0	0	0	0	No	No	No	No	No	No	No
B18046	Kettner & Palm Pedestrian Hybrid Beacon	N/A	N/A	N/A	N/A	N/A	No	No	0	0	0	0	No	No	No	No	No	No	No
B18048	W. San Ysidro Bl & Sunset Lane RRFB	N/A	N/A	N/A	N/A	N/A	No	No	0	0	0	0	No	No	No	No	No	No	No
B18049	Install Audible Pedestrian Systems	N/A	N/A	N/A	N/A	N/A	No	No	0	0	0	0	No	No	No	No	No	No	No
B18052	Install Interconnect & Ethernet Network	N/A	N/A	N/A	N/A	N/A	No	No	0	0	0	0	No	No	No	No	No	No	No
B18054	ADA Mid-City MS TSW-1	N/A	N/A	N/A	N/A	N/A	No	No	0	0	0	0	No	No	No	No	No	No	No
B18061	ADA Torrey Pines APS PROW-S25	N/A	N/A	N/A	N/A	N/A	No	No	0	0	0	0	No	No	No	No	No	No	No
B18062	PIPELINE REHABILITATION AV-1	N/A	N/A	N/A	N/A	N/A	No	No	0	0	0	0	No	No	No	No	No	No	No
B18063	Sewer & AC Water Group 1034 (S)	N/A	N/A	N/A	N/A	N/A	No	No	0	0	0	0	No	No	No	No	No	No	No
B18064	Sewer & AC Water Group 1034 (W)	N/A	N/A	N/A	N/A	N/A	No	No	0	0	0	0	No	No	No	No	No	No	No
B18065	Clairemont Mesa West Improv 2 (S)	N/A	N/A	N/A	N/A	N/A	No	No	0	0	0	0	No	No	No	No	No	No	No
B18066	AC Water & Sewer Group 1040 (S)	N/A	N/A	N/A	N/A	N/A	No	No	0	0	0	0	No	No	No	No	No	No	No
B18068	AC Water & Sewer Group 1040 (W)	N/A	N/A	N/A	N/A	N/A	No	No	0	0	0	0	No	No	No	No	No	No	No
B18069	Ash Street Signal Mods	N/A	N/A	N/A	N/A	N/A	No	No	0	0	0	0	No	No	No	No	No	No	No
B18071	Sewer & AC Water Group 765A (W)	N/A	N/A	N/A	N/A	N/A	No	No	0	0	0	0	No	No	No	No	No	No	No
B18072	Sewer & AC Water Group 841(W)	N/A	N/A	N/A	N/A	N/A	No	No	0	0	0	0	No	No	No	No	No	No	No
B18073	Sewer & AC Water Group 765A (S)	N/A	N/A	N/A	N/A	N/A	No	No	0	0	0	0	No	No	No	No	No	No	No
B18075	Water Group 970 Cl	N/A	N/A	N/A	N/A	N/A	No	No	0	0	0	0	No	No	No	No	No	No	No
B18077	Water Group 972 Cl	N/A	N/A	N/A	N/A	N/A	No	No	0	0	0	0	No	No	No	No	No	No	No
B18083	Center City - New Traffic Signals	N/A	N/A	N/A	N/A	N/A	No	No	0	0	0	0	No	No	No	No	No	No	No
B18085	Pipeline Rehabilitation AP-1a	N/A	N/A	N/A	N/A	N/A	No	No	0	0	0	0	No	No	No	No	No	No	No
B18088	AC Water & Sewer Group 1048 (W)	N/A	N/A	N/A	N/A	N/A	No	No	0	0	0	0	No	No	No	No	No	No	No
B18089	AC Water & Sewer Group 1049 (W)	N/A	N/A	N/A	N/A	N/A	No	No	0	0	0	0	No	No	No	No	No	No	No
B18090	AC Water & Sewer Group 1050 (W)	N/A	N/A	N/A	N/A	N/A	No	No	0	0	0	0	No	No	No	No	No	No	No
B18091	AC Water & Sewer Group 1051 (W)	N/A	N/A	N/A	N/A	N/A	No	No	0	0	0	0	No	No	No	No	No	No	No
B18092	AC Water & Sewer Group 1052 (W)	N/A	N/A	N/A	N/A	N/A	No	No	0	0	0	0	No	No	No	No	No	No	No
B18093	AC Water & Sewer Group 1053 (W)	N/A	N/A	N/A	N/A	N/A	No	No	0	0	0	0	No	No	No	No	No	No	No
B18094	AC Water & Sewer Group 1050 (S)	N/A	N/A	N/A	N/A	N/A	No	No	0	0	0	0	No	No	No	No	No	No	No
B18095	AC Water & Sewer Group 1048 (S)	N/A	N/A	N/A	N/A	N/A	No	No	0	0	0	0	No	No	No	No	No	No	No
B18096	AC Water & Sewer Group 1052 (S)	N/A	N/A	N/A	N/A	N/A	No	No	0	0	0	0	No	No	No	No	No	No	No
B18097	AC Water & Sewer Group 1049 (S)	N/A	N/A	N/A	N/A	N/A	No	No	0	0	0	0	No	No	No	No	No	No	No
B18098	AC Water & Sewer Group 1051 (S)	N/A	N/A	N/A	N/A	N/A	No	No	0	0	0	0	No	No	No	No	No	No	No
B18099	AC Water & Sewer Group 1053 (S)	N/A	N/A	N/A	N/A	N/A	No	No	0	0	0	0	No	No	No	No	No	No	No
B18104	Alvarado TS Water Main Relocations	N/A	N/A	N/A	N/A	N/A	No	No	0	0	0	0	No	No	No	No	No	No	No
B18107	AC Water & Sewer Group 1054 (W)	N/A	N/A	N/A	N/A	N/A	No	No	0	0	0	0	No	No	No	No	No	No	No
B18108	AC Water and Sewer Group 1054 (S)	N/A	N/A	N/A	N/A	NO	No	No	0	0	0	0	No	No	No	No	No	No	No
B18111	Sewer & AC Water Group 1037 (S)	N/A	N/A	N/A	N/A	N/A	No	No	0	0	0	0	No	No	No	No	No	No	No
B18112	Sewer & AC Water Group 1055 (S)	N/A	N/A	N/A	N/A	N/A	No	No	0	0	0	0	No	No	No	No	No	No	No
B18113	Sewer & AC Water Group 786 (W)	N/A	N/A	N/A	N/A	N/A	No	No	0	0	0	0	No	No	No	No	No	No	No
B18114	Sewer & AC Water Group 1037 (W)	N/A	N/A	N/A	N/A	N/A	No	No	0	0	0	0	No	No	No	No	No	No	No
B18115	Sewer & AC Water Group 1055 (W)	N/A	N/A	N/A	N/A	N/A	No	No	0	0	0	0	No	No	No	No	No	No	No
B18117	South Mission Beach SD Replacement	N/A	N/A	N/A	CRSD Flooding	N/A	No	No	0	0	0	0	No	No	No	No	No	No	No
B18118	South Mission Beach GI	N/A	N/A	N/A	CRSD Flooding	N/A	No	No	0	0	0	0	No	No	No	No	No	No	No
B18121	AC Water & Sewer Group 1036 (W)	N/A	N/A	N/A	N/A	N/A	No	No	0	0	0	0	No	No	No	No	No	No	No
B18123	AC Water & Sewer Group 1036 (S)	N/A	N/A	N/A	N/A	N/A	No	No	0	0	0	0	No	No	No	No	No	No	No
B18129	Block 7T - Allied Gardens SL UU65	N/A	N/A	N/A	N/A	N/A	No	No	0	0	0	0	No	No	No	No	No	No	No
B18130	Orange Av PH3 Central-Fairmount SL UU24	N/A	N/A	N/A	N/A	N/A	No	No	0	0	0	0	No	No	No	No	No	No	No
B18134	Asphalt Resurfacing Group 1901	N/A	N/A	N/A	N/A	N/A	No	No	0	0	0	0	No	No	No	No	No	No	No
B18135	Asphalt Resurfacing Group 1902	N/A	N/A	N/A	N/A	N/A	No	No	0	0	0	0	No	No	No	No	No	No	No
B18136	Howard PHI-II(Park-Texas) Rd Imp UU71-72	N/A	N/A	N/A	N/A	N/A	No	No	0	0	0	0	No	No	No	No	No	No	No
B18137	Coronado SB (27th SB-Madden)Rd Imp UU193	N/A	N/A	N/A	N/A	N/A	No	No	0	0	0	0	No	No	No	No	No	No	No
B18138	Wightman (Chamoune -Euclid) Rd Imp UU388	N/A	N/A	N/A	N/A	N/A	No	No	0	0	0	0	No	No	No	No	No	No	No
B18139	Antigua Bl/Matador Ct Flishg Beacons	N/A	N/A	N/A	N/A	N/A	No	No	0	0	0	0	No	No	No	No	No	No	No
B18140	Mission Bl(Loring-Turquoise) Rd Imp UU30	N/A	N/A	N/A	N/A	N/A	No	No	0	0	0	0	No	No	No	No	No	No	No
B18141	32nd St PHII (Market-imp.) Rd Imp UU17	N/A	N/A	N/A	N/A	N/A	No	No	0	0	0	0	No	No	No	No	No	No	No
B18142	Block 6DD1 (Clairemont Mesa)Rd Imp UU410	N/A	N/A	N/A	N/A	N/A	No	No	0	0	0	0	No	No	No	No	No	No	No
B18143	Block 7O1 (College Ave) Rd Imp UU973	N/A	N/A	N/A	N/A	N/A	No	No	0	0	0	0	No	No	No	No	No	No	No
B18144	32nd St PH I (Market-F St) Rd Imp UU386	N/A	N/A	N/A	N/A	N/A	No	No	0	0	0	0	No	No	No	No	No	No	No
B18147	31st Street (Market-L St) Rd Imp UU11	N/A	N/A	N/A	N/A	N/A	No	No	0	0	0	0	No	No	No	No	No	No	No
B18148	Cass (Grand-Pacific Bch Dr) Rd Imp UU143	N/A	N/A	N/A	N/A	N/A	No	No	0	0	0	0	No	No	No	No	No	No	No
B18149	Golfcrest(Jackson-Wandermere)Rd ImpUU584	N/A	N/A	N/A	N/A	N/A	No	No	0	0	0	0	No	No	No	No	No	No	No
B18150	25th (SB) (Coronado-Grove) Rd Imp UU995	N/A	N/A	N/A	N/A	N/A	No	No	0	0	0	0	No	No	No	No	No	No	No

Project ID	Project Name	CAP - LEED Building	CAP - Solar Component	CAP - Resilience	Climate Resilient SD (CRSD)	EV Location	EV Charging Infrastructure	EV Charging Station	Fleet EV Ready Spaces (City Vehicle)	Non-Fleet EV Capable Spaces (Public Veh)	Fleet Non-EV Ready Spaces (City Vehicle)	Total Number of EV and non-EV Spaces	Energy Storage	Renewable Energy	Energy Efficiency Improvement (Retrofit Only)	Microgrid	Equipment Electrification (Retrofit Only)	Fossil Fuel Equipment	ZEMBOP Exemption
B18151	Hughes St (58th St-Jodi St) Rd Imp UU101	N/A	N/A	N/A	N/A	N/A	No	No	0	0	0	0	No	No	No	No	No	No	No
B18153	Hilltop PH ((Boundary-Toyne)Rd Imp UU617	N/A	N/A	N/A	N/A	N/A	No	No	0	0	0	0	No	No	No	No	No	No	No
B18155	Block 1M (La Jolla 4) Rd Imp UU659_RP	N/A	N/A	N/A	N/A	N/A	No	No	0	0	0	0	No	No	No	No	No	No	No
B18157	Thermal Ave-Donax Av to Palm Ave Sidwlk	N/A	N/A	N/A	N/A	N/A	No	No	0	0	0	0	No	No	No	No	No	No	No
B18158	54th-Market to Santa Margarita Sidwlk	N/A	N/A	N/A	N/A	N/A	No	No	0	0	0	0	No	No	No	No	No	No	No
B18162	Downtown Audibles 04th & E 529	N/A	N/A	N/A	N/A	N/A	No	No	0	0	0	0	No	No	No	No	No	No	No
B18163	Downtown Audibles S28	N/A	N/A	N/A	N/A	N/A	No	No	0	0	0	0	No	No	No	No	No	No	No
B18166	Uptown Audibles S3	N/A	N/A	N/A	N/A	N/A	No	No	0	0	0	0	No	No	No	No	No	No	No
B18181	AC Water & Sewer Group 1056 (W)	N/A	N/A	N/A	N/A	N/A	No	No	0	0	0	0	No	No	No	No	No	No	No
B18182	AC Water & Sewer Group 1056 (S)	N/A	N/A	N/A	N/A	N/A	No	No	0	0	0	0	No	No	No	No	No	No	No
B18183	Accelerated Sewer Referral Group 847	N/A	N/A	N/A	N/A	N/A	No	No	0	0	0	0	No	No	No	No	No	No	No
B18185	Accelerated Pipeline Rehab Ref Group 846	N/A	N/A	N/A	N/A	N/A	No	No	0	0	0	0	No	No	No	No	No	No	No
B18191	Sewer & AC Water Group 1058 (S)	N/A	N/A	N/A	N/A	N/A	No	No	0	0	0	0	No	No	No	No	No	No	No
B18192	Mountain View Sports Courts	N/A	N/A	N/A	N/A	N/A	No	No	0	0	0	0	No	No	No	No	No	No	No
B18193	Sewer & AC Water Group 1058 (W)	N/A	N/A	N/A	N/A	N/A	No	No	0	0	0	0	No	No	No	No	No	No	No
B18194	AC Water & Sewer Group 1057 (S)	N/A	N/A	N/A	N/A	N/A	No	No	0	0	0	0	No	No	No	No	No	No	No
B18195	AC Water & Sewer Group 1057 (W)	N/A	N/A	N/A	N/A	N/A	No	No	0	0	0	0	No	No	No	No	No	No	No
B18197	Talmadge AC Water Main Replacement	N/A	N/A	N/A	N/A	N/A	No	No	0	0	0	0	No	No	No	No	No	No	No
B18200	Clairemont Mesa E Improv 1 (W)	N/A	N/A	N/A	N/A	N/A	No	No	0	0	0	0	No	No	No	No	No	No	No
B18201	Regional Arterial Guardrail Group 2a	N/A	N/A	N/A	N/A	N/A	No	No	0	0	0	0	No	No	No	No	No	No	No
B18202	Clairemont Mesa E Improv 1 (S)	N/A	N/A	N/A	N/A	N/A	No	No	0	0	0	0	No	No	No	No	No	No	No
B18203	PIPELINE REHABILITATION AX-1	N/A	N/A	N/A	N/A	N/A	No	No	0	0	0	0	No	No	No	No	No	No	No
B18204	Scripps Ranch Improv 1 (S)	N/A	N/A	N/A	N/A	N/A	No	No	0	0	0	0	No	No	No	No	No	No	No
B18206	Encanto Improv 1 (S)	N/A	N/A	N/A	N/A	N/A	No	No	0	0	0	0	No	No	No	No	No	No	No
B18208	Scripps Ranch Improv 1 (W)	N/A	N/A	N/A	N/A	N/A	No	No	0	0	0	0	No	No	No	No	No	No	No
B18209	Encanto Improv 1 (W)	N/A	N/A	N/A	N/A	N/A	No	No	0	0	0	0	No	No	No	No	No	No	No
B18210	Lincoln Park Improv 1 (W)	N/A	N/A	N/A	N/A	N/A	No	No	0	0	0	0	No	No	No	No	No	No	No
B18211	Lincoln Park Improv 1 (S)	N/A	N/A	N/A	N/A	N/A	No	No	0	0	0	0	No	No	No	No	No	No	No
B18212	Pipeline Rehabilitation AY-1	N/A	N/A	N/A	N/A	N/A	No	No	0	0	0	0	No	No	No	No	No	No	No
B18215	Damon Ave Water Main Extension & AC Repl	N/A	N/A	N/A	N/A	N/A	No	No	0	0	0	0	No	No	No	No	No	No	No
B18223	Adult Fitness Course East Shore	N/A	N/A	N/A	N/A	No	No	No	0	0	0	0	No	No	No	No	No	No	No
B18224	Accelerated Pipeline Rehab Ref Group 850	N/A	N/A	N/A	N/A	N/A	No	No	0	0	0	0	No	No	No	No	No	No	No
B18225	Crown Point Guardrail	N/A	N/A	N/A	N/A	N/A	No	No	0	0	0	0	No	No	No	No	No	No	No
B18226	El Carmel Comfort Station Improvements	N/A	N/A	N/A	N/A	N/A	No	No	0	0	0	0	No	No	Yes	No	Yes	No	No
B18227	Ventura Comfort Station Imp	N/A	N/A	N/A	CRSD Heat	1131 West Mission Ba	Yes	No	0	0	0	6	No	No	Yes	No	Yes	No	No
B18231	Tecolote North Parking Lot Improvements	N/A	N/A	N/A	N/A	No	No	No	0	0	0	0	No	No	No	No	No	No	No
B18232	Tecolote North Playground Improvements	N/A	N/A	N/A	N/A	No	No	No	0	0	0	0	No	No	No	No	No	No	No
B18233	Tecolote North Comfort Station Imp	N/A	N/A	N/A	N/A	No	No	No	0	0	0	0	No	No	No	No	No	No	No
B18234	North Cove Comfort Station Imp	N/A	N/A	N/A	N/A	N/A	Yes	No	TBD	TBD	TBD	TBD	No	No	No	No	No	No	No
B18236	Black Mountain Mine Remediation	N/A	N/A	N/A	N/A	N/A	No	No	0	0	0	0	No	No	No	No	No	No	No
B19001	MLK Rec Center Moisture Intrusion	N/A	N/A	N/A	N/A	N/A	No	No	0	0	0	0	No	No	No	No	No	No	No
B19007	Miramar Ranch North Paving G1	N/A	N/A	N/A	N/A	N/A	No	No	0	0	0	0	No	No	No	No	No	No	No
B19012	Sidewalk Replacement Group 1901-NP & OB	N/A	N/A	N/A	N/A	N/A	No	No	0	0	0	0	No	No	No	No	No	No	No
B19013	Sidewalk Replacement Group 1902-CM	N/A	N/A	N/A	N/A	N/A	No	No	0	0	0	0	No	No	No	No	No	No	No
B19014	Sidewalk Replacement Group 1903-SE & CH	N/A	N/A	N/A	N/A	N/A	No	No	0	0	0	0	No	No	No	No	No	No	No
B19015	Tecolote South Comfort Station Imp	N/A	N/A	N/A	N/A	No	No	No	0	0	0	0	No	No	No	No	No	No	No
B19016	Tecolote South Playground Improvements	N/A	N/A	N/A	N/A	No	No	No	0	0	0	0	No	No	No	No	No	No	No
B19017	Tecolote South Parking Lot Improvements	N/A	N/A	N/A	N/A	No	No	No	0	0	0	0	No	No	No	No	No	No	No
B19020	La Media Imprv-Siempre Viva to Truck Rte	N/A	N/A	N/A	N/A	N/A	No	No	0	0	0	0	No	No	No	No	No	No	No
B19021	Crown Point Playground Improvements	N/A	N/A	Tree Canopy	CRSD Heat	N/A	No	No	0	0	0	0	No	No	No	No	No	No	No
B19022	Crown Point Parking Lot Improvements	N/A	N/A	N/A	N/A	N/A	No	No	0	0	0	0	No	No	No	No	No	No	No
B19024	Bay Park Improv1 (S)	N/A	N/A	N/A	N/A	N/A	No	No	0	0	0	0	No	No	No	No	No	No	No
B19025	Morena Improv1 (S)	N/A	N/A	N/A	N/A	N/A	No	No	0	0	0	0	No	No	No	No	No	No	No
B19027	Bay Park Improv 1 (W)	N/A	N/A	N/A	N/A	N/A	No	No	0	0	0	0	No	No	No	No	No	No	No
B19028	Morena Improv 1 (W)	N/A	N/A	N/A	N/A	N/A	No	No	0	0	0	0	No	No	No	No	No	No	No
B19029	Santa Clara Playground Improvements	N/A	N/A	N/A	N/A	N/A	No	No	0	0	0	0	No	No	No	No	No	No	No
B19030	Wabaska-Voltaire St to Tennyson Sidewalk	N/A	N/A	N/A	N/A	N/A	No	No	0	0	0	0	No	No	No	No	No	No	No
B19032	Santa Clara Comfort Station Improvements	N/A	N/A	N/A	N/A	N/A	No	No	0	0	0	0	No	No	No	No	No	No	No
B19033	Hillcrest Improv 1 (S)	N/A	N/A	N/A	N/A	N/A	No	No	0	0	0	0	No	No	No	No	No	No	No
B19034	Hillcrest Improv 1 (W)	N/A	N/A	N/A	N/A	N/A	No	No	0	0	0	0	No	No	No	No	No	No	No
B19035	Encanto Improv 2 (S)	N/A	N/A	N/A	N/A	N/A	No	No	0	0	0	0	No	No	No	No	No	No	No
B19041	Garnet & Everts Curb Extensions	N/A	N/A	N/A	N/A	N/A	No	No	0	0	0	0	No	No	No	No	No	No	No
B19043	1st Ave and A St Curb Extension	N/A	N/A	N/A	N/A	N/A	No	No	0	0	0	0	No	No	No	No	No	No	No
B19046	Rectangular Rapid Flash Beacons Grp 1902	N/A	N/A	N/A	N/A	N/A	No	No	0	0	0	0	No	No	No	No	No	No	No
B19047	Electronic Speed Signs Group 1902	N/A	N/A	N/A	N/A	N/A	No	No	0	0	0	0	No	No	No	No	No	No	No
B19049	Camino Del Rio West & Moore St Median	N/A	N/A	N/A	CRSD Flooding	N/A	No	No	0	0	0	0	No	No	No	No	No	No	No
B19052	Citywide Street Lights 1901	N/A	N/A	N/A	N/A	N/A	No	No	0	0	0	0	No	No	No	No	No	No	No
B19056	Torrey Pines Rd, Prospect-Coast Walk GR	N/A	N/A	N/A	N/A	N/A	No	No	0	0	0	0	No	No	No	No	No	No	No
B19057	Aquarius & Camino Ruiz Traff. Signal	N/A	N/A	N/A	N/A	N/A	No	No	0	0	0	0	No	No	No	No	No	No	No
B19059	Audible Ped Sig & Ped Cntdwn timers 1901	N/A	N/A	N/A	N/A	N/A	No	No	0	0	0	0	No	No	No	No	No	No	No
B19060	El Cajon & Kansas - Traffic Signal	N/A	N/A	N/A	N/A	N/A	No	No	0	0	0	0	No	No	No	No	No	No	No
B19063	Accelerated Sewer Referral Group 851	N/A	N/A	N/A	N/A	N/A	No	No	0	0	0	0	No	No	No	No	No	No	No
B19064	Accelerated Sewer Referral Group 852	N/A	N/A	N/A	N/A	N/A	No	No	0	0	0	0	No	No	No	No	No	No	No
B19065	Encanto Improv 2 (W)	N/A	N/A	N/A	N/A	N/A	No	No	0	0	0	0	No	No	No	No	No	No	No
B19066	SBWRP Variable Frequency Drive Repl	N/A	N/A	N/A	N/A	No	No	No	0	0	0	0	No	No	No	No	No	No	No
B19068	City Heights Pool Reconstruction	N/A	N/A	N/A	N/A	N/A	No	No	0	0	0	0	No	No	No	No	No	No	No
B19069	Traffic Signal Mods Grp 19-01	N/A	N/A	N/A	N/A	N/A	No	No	0	0	0	0	No	No	No	No	No	No	No
B19071	Traffic Signal Mods Grp 19-02	N/A	N/A	N/A	N/A	N/A	No	No	0	0	0	0	No	No	No	No	No	No	No
B19073	5th and Brookes SD Upgrade	N/A	N/A	N/A	CRSD Flooding	N/A	No	No	0	0	0	0	No	No	No	No	No	No	No
B19079	Reo Drive New Streetlights	N/A	N/A	N/A	N/A	N/A	No	No	0	0	0	0	No	No	No	No	No	No	No
B19080	Castle Neighborhood New Streetlights	N/A	N/A	N/A	N/A	N/A	No	No	0	0	0	0	No	No	No	No	No	No	No

Project ID	Project Name	CAP - LEED Building	CAP - Solar Component	CAP - Resilience	Climate Resilient SD (CRSD)	EV Location	EV Charging Infrastructure	EV Charging Station	Fleet EV Ready Spaces (City Vehicle)	Non-Fleet EV Capable Spaces (Public Veh)	Fleet Non-EV Ready Spaces (City Vehicle)	Total Number of EV and non-EV Spaces	Energy Storage	Renewable Energy	Energy Efficiency Improvement (Retrofit Only)	Microgrid	Equipment Electrification (Retrofit Only)	Fossil Fuel Equipment	ZEMBOP Exemption
B19082	Allied Gardens Improv 1 (S)	N/A	N/A	N/A	N/A	N/A	No	No	0	0	0	0	No	No	No	No	No	No	No
B19083	Allied Gardens Improv 1 (W)	N/A	N/A	N/A	N/A	N/A	No	No	0	0	0	0	No	No	No	No	No	No	No
B19086	University City Improv 1 (W)	N/A	N/A	N/A	N/A	N/A	No	No	0	0	0	0	No	No	No	No	No	No	No
B19087	University City Improv 1 (S)	N/A	N/A	N/A	N/A	N/A	No	No	0	0	0	0	No	No	No	No	No	No	No
B19088	Bay Ho Improv 1 (S)	N/A	N/A	N/A	N/A	N/A	No	No	0	0	0	0	No	No	No	No	No	No	No
B19089	Crown Point SD Replacement	N/A	N/A	N/A	N/A	N/A	No	No	0	0	0	0	No	No	No	No	No	No	No
B19090	Cardinal Road Emergency SD Replacement	N/A	N/A	N/A	CRSD Flooding	N/A	No	No	0	0	0	0	No	No	No	No	No	No	No
B19093	Rancho Penasquitos Improv 1(W)	N/A	N/A	N/A	N/A	N/A	No	No	0	0	0	0	No	No	No	No	No	No	No
B19095	Streamview Drive Green Infrastructure	N/A	N/A	N/A	CRSD Heat	NO	No	No	0	0	0	0	No	No	No	No	No	No	No
B19096	Normal Street Promenade	N/A	N/A	N/A	N/A	N/A	No	No	0	0	0	0	No	No	No	No	No	No	No
B19097	Accelerated MH Referral Group 1	N/A	N/A	N/A	N/A	N/A	No	No	0	0	0	0	No	No	No	No	No	No	No
B19099	Miramar Reservoir PS New Generator & Upg	N/A	N/A	Local Water Supply	N/A	N/A	No	No	0	0	0	0	No	No	No	No	No	No	No
B19101	Wellborn Street Storm Drain Emergency	N/A	N/A	N/A	CRSD Flooding	N/A	No	No	0	0	0	0	No	No	No	No	No	No	No
B19104	Bay Ho Improv 2 (S)	N/A	N/A	N/A	N/A	N/A	No	No	0	0	0	0	No	No	No	No	No	No	No
B19105	La Jolla Improv 2 (S)	N/A	N/A	N/A	N/A	N/A	No	No	0	0	0	0	No	No	No	No	No	No	No
B19106	Bay Ho Improv 2 (W)	N/A	N/A	N/A	N/A	N/A	No	No	0	0	0	0	No	No	No	No	No	No	No
B19117	La Jolla Improv 2 (W)	N/A	N/A	N/A	N/A	N/A	No	No	0	0	0	0	No	No	No	No	No	No	No
B19119	AC Water & Sewer Group 1054A (W)	N/A	N/A	N/A	N/A	N/A	No	No	0	0	0	0	No	No	No	No	No	No	No
B19120	La Jolla Improv 1 (W)	N/A	N/A	N/A	N/A	N/A	No	No	0	0	0	0	No	No	No	No	No	No	No
B19121	AC Water & Sewer Group 1054A (S)	N/A	N/A	N/A	N/A	N/A	No	No	0	0	0	0	No	No	No	No	No	No	No
B19125	Citywide Street Lights 1950	N/A	N/A	N/A	N/A	N/A	No	No	0	0	0	0	No	No	No	No	No	No	No
B19126	6500 Montezuma Rd SD Emergency	N/A	N/A	N/A	CRSD Flooding	N/A	No	No	0	0	0	0	No	No	No	No	No	No	No
B19129	Brown Field Runway 8R/26L G1 Rehab	N/A	N/A	N/A	N/A	N/A	No	No	0	0	0	0	No	No	No	No	No	No	No
B19130	Beautification of Traffic Island Group 1	N/A	N/A	N/A	N/A	N/A	No	No	0	0	0	0	No	No	No	No	No	No	No
B19131	4196 Rochester Rd SD Emergency	N/A	N/A	N/A	CRSD Flooding	N/A	No	No	0	0	0	0	No	No	No	No	No	No	No
B19133	Robb Field Turf & Irrigation Improvement	N/A	N/A	N/A	N/A	N/A	No	No	0	0	0	0	No	No	No	No	No	No	No
B19134	Bay Ho Improv 3 (W)	N/A	N/A	N/A	N/A	N/A	No	No	0	0	0	0	No	No	No	No	No	No	No
B19135	Lake Murray Improv 2 (W)	N/A	N/A	N/A	N/A	N/A	No	No	0	0	0	0	No	No	No	No	No	No	No
B19136	Bay Ho Improv 3 (S)	N/A	N/A	N/A	N/A	N/A	No	No	0	0	0	0	No	No	No	No	No	No	No
B19137	National Avenue Complete Street	N/A	N/A	N/A	N/A	N/A	No	No	0	0	0	0	No	No	No	No	No	No	No
B19138	Sewer Group 1039	N/A	N/A	N/A	N/A	N/A	No	No	0	0	0	0	No	No	No	No	No	No	No
B19139	Redwood Village/Rolando Park Improv 1(S)	N/A	N/A	N/A	N/A	N/A	No	No	0	0	0	0	No	No	No	No	No	No	No
B19140	Lake Murray Improv 2 (S)	N/A	N/A	N/A	N/A	N/A	No	No	0	0	0	0	No	No	No	No	No	No	No
B19141	Redwood Village/Rolando Park Improv 1(W)	N/A	N/A	N/A	N/A	N/A	No	No	0	0	0	0	No	No	No	No	No	No	No
B19142	Pacific Beach Improv 1 (W)	N/A	N/A	N/A	N/A	N/A	No	No	0	0	0	0	No	No	No	No	No	No	No
B19143	Downtown Complete St Impl Phase 2	N/A	N/A	N/A	N/A	N/A	No	No	0	0	0	0	No	No	No	No	No	No	No
B19144	Downtown Complete St Impl Phase 3A1	N/A	N/A	N/A	N/A	N/A	No	No	0	0	0	0	No	No	No	No	No	No	No
B19145	Sewer Rehab 1051A	N/A	N/A	N/A	N/A	N/A	No	No	0	0	0	0	No	No	No	No	No	No	No
B19148	College West Improv 1 (W)	N/A	N/A	N/A	N/A	N/A	No	No	0	0	0	0	No	No	No	No	No	No	No
B19149	College West Improv 2 (W)	N/A	N/A	N/A	N/A	N/A	No	No	0	0	0	0	No	No	No	No	No	No	No
B19152	College West Improv 1 (S)	N/A	N/A	N/A	N/A	N/A	No	No	0	0	0	0	No	No	No	No	No	No	No
B19153	College West Improv 2 (S)	N/A	N/A	N/A	N/A	N/A	No	No	0	0	0	0	No	No	No	No	No	No	No
B19155	Sewer & AC Water Group 793A (S)	N/A	N/A	N/A	N/A	N/A	No	No	0	0	0	0	No	No	No	No	No	No	No
B19156	Hospitality Point Parking Lot Improvem	N/A	N/A	N/A	N/A	N/A	Yes	No	TBD	TBD	TBD	TBD	No	No	No	No	No	No	No
B19157	Robb Field Parking Lot Improvements	N/A	N/A	N/A	N/A	N/A	No	No	0	0	0	0	No	No	No	No	No	No	No
B19158	Dusty Rhodes Parking Lot Improvements	N/A	N/A	N/A	N/A	No	No	No	0	0	0	0	No	No	No	No	No	No	No
B19159	Sunset Point Parking Lot Improvements	N/A	N/A	N/A	N/A	No	No	No	0	0	0	0	No	No	No	No	No	No	No
B19160	Sewer & AC Water Group 793A (W)	N/A	N/A	N/A	N/A	N/A	No	No	0	0	0	0	No	No	No	No	No	No	No
B19162	S. De Anza Parking Lot	N/A	N/A	N/A	N/A	2688 East Mission Bay	Yes	No	0	5	0	276	No	No	No	No	No	No	No
B19163	Rose Marie Starns Parking Lot Imprvmts	N/A	N/A	N/A	N/A	N/A	No	No	0	0	0	0	No	No	No	No	No	No	No
B19166	AC Water and Sewer Group 1052A (W)	N/A	N/A	N/A	N/A	N/A	No	No	0	0	0	0	No	No	No	No	No	No	No
B19169	AC Water & Sewer Group 1052A (S)	N/A	N/A	N/A	N/A	N/A	No	No	0	0	0	0	No	No	No	No	No	No	No
B19172	S. De Anza Comfort Station	N/A	N/A	N/A	CRSD Heat	N/A	No	No	0	0	0	0	No	No	No	No	No	No	No
B19173	S. De Anza Basketball Courts and Play Ar	N/A	N/A	N/A	N/A	N/A	No	No	0	0	0	0	No	No	No	No	No	No	No
B19174	Robb Field Comfort Station Imp	N/A	N/A	N/A	N/A	N/A	No	No	0	0	0	0	No	No	No	No	No	No	No
B19175	Robb Field Playground	N/A	N/A	Tree Canopy	CRSD Heat	N/A	No	No	0	0	0	0	No	No	No	No	No	No	No
B19176	Sunset Point Comfort Station Imp	N/A	N/A	N/A	N/A	N/A	No	No	0	0	0	0	No	No	No	No	No	No	No
B19179	Hospitality Point Comfort Station Imp	N/A	N/A	N/A	N/A	N/A	Yes	No	TBD	TBD	TBD	TBD	No	No	No	No	No	No	No
B19180	Dusty Rhodes Comfort Station Improvement	N/A	N/A	N/A	N/A	No	No	No	0	0	0	0	No	No	No	No	No	No	No
B19181	Dusty Rhodes Playground	N/A	N/A	N/A	N/A	No	No	No	0	0	0	0	No	No	No	No	No	No	No
B19187	Robb Field Recreation Center	N/A	N/A	N/A	N/A	N/A	No	No	0	0	0	0	No	No	No	No	No	No	No
B19188	Marcy Neighborhood Park Improvements	N/A	N/A	Tree Canopy	CRSD Heat	N/A	No	No	0	0	0	0	No	No	No	No	No	No	No
B19189	Allied Gardens Improv 2 (S)	N/A	N/A	N/A	N/A	N/A	No	No	0	0	0	0	No	No	No	No	No	No	No
B19190	Allied Gardens Improv 2 (W)	N/A	N/A	N/A	N/A	N/A	No	No	0	0	0	0	No	No	No	No	No	No	No
B19194	Redwood Village/Rolando Park Improv 2(W)	N/A	N/A	N/A	N/A	N/A	No	No	0	0	0	0	No	No	No	No	No	No	No
B19196	Mission Valley West Improv 1 (W)	N/A	N/A	N/A	N/A	N/A	No	No	0	0	0	0	No	No	No	No	No	No	No
B19197	STORM DRAIN DIVERSION AT THE MBC	N/A	N/A	N/A	N/A	N/A	No	No	0	0	0	0	No	No	No	No	No	No	No
B19199	AC Water Group 1023A	N/A	N/A	N/A	N/A	N/A	No	No	0	0	0	0	No	No	No	No	No	No	No
B19201	Pipeline Rehabilitation BB-1	N/A	N/A	N/A	N/A	N/A	No	No	0	0	0	0	No	No	No	No	No	No	No
B19204	AC Water and Sewer Group 1023B (S)	N/A	N/A	N/A	N/A	N/A	No	No	0	0	0	0	No	No	No	No	No	No	No
B19205	AC Water and Sewer Group 1023B (W)	N/A	N/A	N/A	N/A	N/A	No	No	0	0	0	0	No	No	No	No	No	No	No
B19206	Mission Valley West Improv 1 (S)	N/A	N/A	N/A	N/A	N/A	No	No	0	0	0	0	No	No	No	No	No	No	No
B19210	Eugene PL & Raymond St Water Replacement	N/A	N/A	N/A	N/A	N/A	No	No	0	0	0	0	No	No	No	No	No	No	No
B19212	Robb Field Gateway Path	N/A	N/A	Tree Canopy	CRSD Heat	N/A	No	No	0	0	0	0	No	No	No	No	No	No	No
B20001	STORM WATER DIVERSION AT THE PLWTP	N/A	N/A	N/A	N/A	N/A	No	No	0	0	0	0	No	No	No	No	No	No	No
B20002	STORM WATER DIVERSION AT THE SBWRP	N/A	N/A	N/A	N/A	N/A	No	No	0	0	0	0	No	No	No	No	No	No	No
B20004	Clairemont Mesa East Improv 2 (S)	N/A	N/A	N/A	N/A	N/A	No	No	0	0	0	0	No	No	No	No	No	No	No
B20005	Clairemont Mesa East Improv 2 (W)	N/A	N/A	N/A	N/A	N/A	No	No	0	0	0	0	No	No	No	No	No	No	No
B20007	Bay Park Improv 2 (S)	N/A	N/A	N/A	N/A	N/A	No	No	0	0	0	0	No	No	No	No	No	No	No
B20008	Colina Del Sol Improv 1 (S)	N/A	N/A	N/A	CRSD Flooding	N/A	No	No	0	0	0	0	No	No	No	No	No	No	No
B20009	Bay Park Improv 2 (W)	N/A	N/A	N/A	N/A	N/A	No	No	0	0	0	0	No	No	No	No	No	No	No

Project ID	Project Name	CAP - LEED Building	CAP - Solar Component	CAP - Resilience	Climate Resilient SD (CRSD)	EV Location	EV Charging Infrastructure	EV Charging Station	Fleet EV Ready Spaces (City Vehicle)	Non-Fleet EV Capable Spaces (Public Veh)	Fleet Non-EV Ready Spaces (City Vehicle)	Total Number of EV and non-EV Spaces	Energy Storage	Renewable Energy	Energy Efficiency Improvement (Retrofit Only)	Microgrid	Equipment Electrification (Retrofit Only)	Fossil Fuel Equipment	ZEMBOP Exemption
B20010	Colina Del Sol Improv 1 (W)	N/A	N/A	N/A	CRSD Flooding	N/A	No	No	0	0	0	0	No	No	No	No	No	No	No
B20014	Pipeline Rehabilitation BA-1	N/A	N/A	N/A	N/A	N/A	No	No	0	0	0	0	No	No	No	No	No	No	No
B20015	Miramar Valves Replacement	N/A	N/A	N/A	N/A	N/A	No	No	0	0	0	0	No	No	No	No	No	No	No
B20019	Crest Canyon Park Emergency SD Replace	N/A	N/A	N/A	CRSD Sea Level Rise C	N/A	No	No	0	0	0	0	No	No	No	No	No	No	No
B20023	La Jolla Improv 3 (W)	N/A	N/A	N/A	N/A	N/A	No	No	0	0	0	0	No	No	No	No	No	No	No
B20024	Paradise Hills Improv 1 (S)	N/A	N/A	N/A	N/A	N/A	No	No	0	0	0	0	No	No	No	No	No	No	No
B20025	Paradise Hills Improv 1 (W)	N/A	N/A	N/A	N/A	N/A	No	No	0	0	0	0	No	No	No	No	No	No	No
B20026	Clairemont Mesa East Improv 3 (S)	N/A	N/A	N/A	N/A	N/A	No	No	0	0	0	0	No	No	No	No	No	No	No
B20027	Bay Terraces Improv 1 (S)	N/A	N/A	N/A	N/A	N/A	No	No	0	0	0	0	No	No	No	No	No	No	No
B20028	Stockton Improv 1 (S)	N/A	N/A	N/A	N/A	N/A	No	No	0	0	0	0	No	No	No	No	No	No	No
B20029	Bay Terraces Improv 1 (W)	N/A	N/A	N/A	N/A	N/A	No	No	0	0	0	0	No	No	No	No	No	No	No
B20030	Stockton Improv 1 (W)	N/A	N/A	N/A	N/A	N/A	No	No	0	0	0	0	No	No	No	No	No	No	No
B20032	Clairemont Mesa West Improv 1 (W)	N/A	N/A	N/A	N/A	N/A	No	No	0	0	0	0	No	No	No	No	No	No	No
B20033	Clairemont Mesa West Improv 1 (S)	N/A	N/A	N/A	N/A	N/A	No	No	0	0	0	0	No	No	No	No	No	No	No
B20034	Clairemont Mesa East Improv 4 (S)	N/A	N/A	N/A	N/A	N/A	No	No	0	0	0	0	No	No	No	No	No	No	No
B20036	Corridor Improv 1 (S)	N/A	N/A	N/A	N/A	N/A	No	No	0	0	0	0	No	No	No	No	No	No	No
B20037	Corridor Improv 1 (W)	N/A	N/A	N/A	N/A	N/A	No	No	0	0	0	0	No	No	No	No	No	No	No
B20038	Chollas Creek Improv 1 (S)	N/A	N/A	N/A	N/A	N/A	No	No	0	0	0	0	No	No	No	No	No	No	No
B20039	Chollas Creek Improv 1 (W)	N/A	N/A	N/A	N/A	N/A	No	No	0	0	0	0	No	No	No	No	No	No	No
B20040	Coast Bl Sea Cave Emerg Stablz Project	N/A	N/A	N/A	CRSD Sea Level Rise C	N/A	No	No	0	0	0	0	No	No	No	No	No	No	No
B20042	Corridor Improv 2 (S)	N/A	N/A	N/A	N/A	N/A	No	No	0	0	0	0	No	No	No	No	No	No	No
B20043	Clairemont Mesa East Improv 3 (W)	N/A	N/A	N/A	N/A	N/A	No	No	0	0	0	0	No	No	No	No	No	No	No
B20044	Corridor Improv 2 (W)	N/A	N/A	N/A	N/A	N/A	No	No	0	0	0	0	No	No	No	No	No	No	No
B20045	San Diego Av (Old Town-McKee) SL UU598	N/A	N/A	N/A	N/A	N/A	No	No	0	0	0	0	No	No	No	No	No	No	No
B20046	Concrete Street Panel Repl - Coast Bl	N/A	N/A	N/A	N/A	N/A	No	No	0	0	0	0	No	No	No	No	No	No	No
B20047	Stockton Improv 2 (W)	N/A	N/A	N/A	N/A	N/A	No	No	0	0	0	0	No	No	No	No	No	No	No
B20048	Stockton Improv 2 (S)	N/A	N/A	N/A	N/A	N/A	No	No	0	0	0	0	No	No	No	No	No	No	No
B20054	West Sycamore Staging Area	N/A	N/A	Tree Canopy	CRSD Heat	No	No	No	0	0	0	0	No	No	No	No	No	No	No
B20055	Cowles Mtn CS Accessibility Upgrades	N/A	N/A	N/A	N/A	N/A	No	No	0	0	0	0	No	No	No	No	No	No	No
B20057	Coral Gate NP Playground Improvements	N/A	N/A	Tree Canopy	CRSD Heat	N/A	No	No	0	0	0	0	No	No	No	No	No	No	No
B20058	Ward Canyon Phase III	N/A	N/A	Tree Canopy	CRSD Heat	N/A	No	No	0	0	0	0	No	No	No	No	No	No	No
B20059	Sea World Dr Sidewalk	N/A	N/A	N/A	N/A	N/A	No	No	0	0	0	0	No	No	No	No	No	No	No
B20060	Chicano Park Improvements Phase III	N/A	N/A	N/A	N/A	N/A	No	No	0	0	0	0	No	No	No	No	No	No	No
B20063	Civic Cntr Plaza Elevator Modernization	N/A	N/A	N/A	N/A	N/A	No	No	0	0	0	0	No	No	No	No	No	No	No
B20069	Kensington Improvements 1 (S)	N/A	N/A	N/A	N/A	N/A	No	No	0	0	0	0	No	No	No	No	No	No	No
B20071	Egger Highland Improvements 1 (S)	N/A	N/A	N/A	N/A	N/A	No	No	0	0	0	0	No	No	No	No	No	No	No
B20072	Kearny Mesa Pipeline Manway	N/A	N/A	N/A	N/A	N/A	No	No	0	0	0	0	No	No	No	No	No	No	No
B20075	Traffic Signal Mods Grp 20-01	N/A	N/A	N/A	N/A	N/A	No	No	0	0	0	0	No	No	No	No	No	No	No
B20076	Coast Cave SD Accelerated Replacement	N/A	N/A	N/A	N/A	N/A	No	No	0	0	0	0	No	No	No	No	No	No	No
B20079	Inlet Restoration Group 697A (S)	N/A	N/A	N/A	N/A	N/A	No	No	0	0	0	0	No	No	No	No	No	No	No
B20084	College West Improv 3 (W)	N/A	N/A	N/A	N/A	N/A	No	No	0	0	0	0	No	No	No	No	No	No	No
B20085	College West Improv 3 (S)	N/A	N/A	N/A	N/A	N/A	No	No	0	0	0	0	No	No	No	No	No	No	No
B20086	CMP Storm Drain Lining II	N/A	N/A	N/A	CRSD Flooding	N/A	No	No	0	0	0	0	No	No	No	No	No	No	No
B20090	6th & Palm Ped Refuge Island	N/A	N/A	N/A	N/A	N/A	No	No	0	0	0	0	No	No	No	No	No	No	No
B20091	ECB & Aragon Dr RRFB & Ped Refuge Island	N/A	N/A	N/A	N/A	N/A	No	No	0	0	0	0	No	No	No	No	No	No	No
B20092	ECB & 68th St RRFB & Ped Refuge Island	N/A	N/A	N/A	N/A	N/A	No	No	0	0	0	0	No	No	No	No	No	No	No
B20093	Rectangular Rapid Flash Beacons GRP 2001	N/A	N/A	N/A	N/A	N/A	No	No	0	0	0	0	No	No	No	No	No	No	No
B20094	Nestor Improv 1 (S)	N/A	N/A	N/A	N/A	N/A	No	No	0	0	0	0	No	No	No	No	No	No	No
B20096	Willie Henderson Sports Complex Imp	N/A	N/A	Tree Canopy	CRSD Heat	N/A	No	No	0	0	0	0	No	No	No	No	No	No	No
B20097	San Ysidro Act Cntr Prking Lot & ADA Imp	N/A	N/A	Tree Canopy	CRSD Heat	179 Diza Road	Yes	No	0	2	3	2	No	No	No	No	No	No	No
B20098	Block 1Y (Torrey Pn-Carmel Vly) SL UU798	N/A	N/A	N/A	N/A	N/A	No	No	0	0	0	0	No	No	No	No	No	No	No
B20099	Allied Gardens Improv 3 (P)	N/A	N/A	N/A	N/A	N/A	No	No	0	0	0	0	No	No	No	No	No	No	No
B20100	Allied Gardens Improv 3 (W)	N/A	N/A	N/A	N/A	N/A	No	No	0	0	0	0	No	No	No	No	No	No	No
B20101	Allied Gardens Improv 3 (S)	N/A	N/A	N/A	N/A	N/A	No	No	0	0	0	0	No	No	No	No	No	No	No
B20102	El Cerrito Improv 1 (W)	N/A	N/A	N/A	N/A	N/A	No	No	0	0	0	0	No	No	No	No	No	No	No
B20103	El Cerrito Improv 1 (S)	N/A	N/A	N/A	N/A	N/A	No	No	0	0	0	0	No	No	No	No	No	No	No
B20107	DeAnza North East Parking Lot	N/A	N/A	Tree Canopy	CRSD Heat	De Anza Cove Park	Yes	Yes	0	18	0	18	No	No	No	No	No	No	No
B20112	I-5 Underpass Street Lighting	N/A	N/A	N/A	N/A	N/A	No	No	0	0	0	0	No	No	No	No	No	No	No
B20113	HSIP Cycle 9 GR Improvements	N/A	N/A	N/A	N/A	N/A	No	No	0	0	0	0	No	No	No	No	No	No	No
B20116	Air & Space Museum Roof Replacement	N/A	N/A	N/A	CRSD Heat	N/A	No	No	0	0	0	0	No	No	No	No	No	No	No
B20120	Kellogg Comfort Station Improvements	N/A	N/A	N/A	N/A	N/A	No	No	0	0	0	0	No	No	No	No	No	No	No
B20121	MBC Gas Detect Syst Replace	N/A	N/A	N/A	N/A	N/A	No	No	0	0	0	0	No	No	No	No	No	No	No
B20122	SBWRP Reverse Osmosis System	N/A	N/A	N/A	N/A	N/A	No	No	0	0	0	0	No	No	No	No	No	No	No
B20123	Gateway Hills Pump Station	N/A	N/A	N/A	N/A	N/A	No	No	0	0	0	0	No	No	No	No	No	No	No
B20124	Rancho Mission Canyon Emergency	N/A	N/A	N/A	CRSD Flooding	N/A	No	No	0	0	0	0	No	No	No	No	No	No	No
B20125	East Village Improv 1 (W)	N/A	N/A	N/A	N/A	N/A	No	No	0	0	0	0	No	No	No	No	No	No	No
B20126	Rolando Improv 1 (W)	N/A	N/A	N/A	N/A	N/A	No	No	0	0	0	0	No	No	No	No	No	No	No
B20127	Valencia Park Improv 1 (W)	N/A	N/A	N/A	CRSD Flooding	N/A	No	No	0	0	0	0	No	No	No	No	No	No	No
B20128	Morena Improv 2 (w)	N/A	N/A	N/A	N/A	N/A	No	No	0	0	0	0	No	No	No	No	No	No	No
B20129	Old Town Improv 1 (w)	N/A	N/A	N/A	N/A	NO	No	No	0	0	0	0	No	No	No	No	No	No	No
B20130	Mission Beach South Shores GDP	N/A	N/A	N/A	N/A	No	No	No	0	0	0	0	No	No	No	No	No	No	No
B20131	Valencia Park Improv 1 (S)	N/A	N/A	N/A	CRSD Flooding	N/A	No	No	0	0	0	0	No	No	No	No	No	No	No
B20132	Valencia Park Improv 2 (S)	N/A	N/A	N/A	N/A	N/A	No	No	0	0	0	0	No	No	No	No	No	No	No
B20133	Morena Improv 2 (s)	N/A	N/A	N/A	N/A	N/A	No	No	0	0	0	0	No	No	No	No	No	No	No
B20134	East Village Improv 1 (S)	N/A	N/A	N/A	N/A	N/A	No	No	0	0	0	0	No	No	No	No	No	No	No
B20135	Valencia Park Improv 2 (W)	N/A	N/A	N/A	N/A	N/A	No	No	0	0	0	0	No	No	No	No	No	No	No
B20137	PLWTP Scum Injection Concentrators Impro	N/A	N/A	N/A	N/A	N/A	No	No	0	0	0	0	No	No	No	No	No	No	No
B20138	Rancho Penasquitos Paving Group 1	N/A	N/A	N/A	N/A	N/A	No	No	0	0	0	0	No	No	No	No	No	No	No
B20139	Jutland Dr & Huerfano Av ESS	N/A	N/A	N/A	N/A	N/A	No	No	0	0	0	0	No	No	No	No	No	No	No
B20140	Mississippi St @ El Cajon Blvd T/Signal	N/A	N/A	N/A	N/A	N/A	No	No	0	0	0	0	No	No	No	No	No	No	No
B20141	47th St @ Solola Ave T/Signal	N/A	N/A	N/A	N/A	N/A	No	No	0	0	0	0	No	No	No	No	No	No	No

Project ID	Project Name	CAP - LEED Building	CAP - Solar Component	CAP - Resilience	Climate Resilient SD (CRSD)	EV Location	EV Charging Infrastructure	EV Charging Station	Fleet EV Ready Spaces (City Vehicle)	Non-Fleet EV Capable Spaces (Public Veh)	Fleet Non-EV Ready Spaces (City Vehicle)	Total Number of EV and non-EV Spaces	Energy Storage	Renewable Energy	Energy Efficiency Improvement (Retrofit Only)	Microgrid	Equipment Electrification (Retrofit Only)	Fossil Fuel Equipment	ZEMBOP Exemption
B20142	6th Ave @ Juniper St Roundabout	N/A	N/A	N/A	N/A	N/A	No	No	0	0	0	0	No	No	No	No	No	No	No
B20144	Worden St Storm Drain Emergency	N/A	N/A	N/A	CRSD Flooding	N/A	No	No	0	0	0	0	No	No	No	No	No	No	No
B20145	La Jolla Scenic Drive Paving	N/A	N/A	N/A	N/A	N/A	No	No	0	0	0	0	No	No	No	No	No	No	No
B20146	Torrey Pines Rd Ped Hybrid Beacon	N/A	N/A	N/A	N/A	N/A	No	No	0	0	0	0	No	No	No	No	No	No	No
B20148	NCWRP - Chiller Replacement	N/A	N/A	N/A	N/A	N/A	No	No	0	0	0	0	No	No	Yes	No	No	No	No
B20149	Mountain View Improv 1 (S)	N/A	N/A	N/A	N/A	N/A	No	No	0	0	0	0	No	No	No	No	No	No	No
B20151	Hillside Dr (SD Install/Resurf) Improv	N/A	N/A	N/A	N/A	N/A	No	No	0	0	0	0	No	No	No	No	No	No	No
B21001	Penasquitos Pump Stn Oxygenation System	N/A	N/A	N/A	N/A	10150 Cara Way	No	No	0	0	0	2	No	No	No	No	No	No	No
B21002	Univ Ave (Aragon-69th St) Wtr Main Repl	N/A	N/A	N/A	CRSD Flooding	N/A	No	No	0	0	0	0	No	No	No	No	No	No	No
B21003	Tierrasanta Improv 1 (s)	N/A	N/A	N/A	N/A	N/A	No	No	0	0	0	0	No	No	No	No	No	No	No
B21015	Trench Paving Sewer & AC Water Grp 697A	N/A	N/A	N/A	N/A	N/A	No	No	0	0	0	0	No	No	No	No	No	No	No
B21016	Electronic Speed Signs on Acena Dr	N/A	N/A	N/A	N/A	N/A	No	No	0	0	0	0	No	No	No	No	No	No	No
B21020	St Therese Way CMP Storm Drain Emergency	N/A	N/A	N/A	N/A	N/A	No	No	0	0	0	0	No	No	No	No	No	No	No
B21022	Del Mar Heights Improvements 1 (S)	N/A	N/A	N/A	N/A	N/A	No	No	0	0	0	0	No	No	No	No	No	No	No
B21023	Del Mar Heights Improvements 1 (W)	N/A	N/A	N/A	N/A	N/A	No	No	0	0	0	0	No	No	No	No	No	No	No
B21024	Oak Park Improvements 1 (W)	N/A	N/A	N/A	N/A	N/A	No	No	0	0	0	0	No	No	No	No	No	No	No
B21026	North Park Improv 1 (s)	N/A	N/A	N/A	N/A	N/A	No	No	0	0	0	0	No	No	No	No	No	No	No
B21027	North Park Improv 1 (w)	N/A	N/A	N/A	N/A	N/A	No	No	0	0	0	0	No	No	No	No	No	No	No
B21028	College East Improv 1 (S)	N/A	N/A	N/A	N/A	N/A	No	No	0	0	0	0	No	No	No	No	No	No	No
B21029	College East Improv 1 (W)	N/A	N/A	N/A	N/A	N/A	No	No	0	0	0	0	No	No	No	No	No	No	No
B21031	Rolando Improv 2 (S)	N/A	N/A	N/A	N/A	N/A	No	No	0	0	0	0	No	No	No	No	No	No	No
B21033	Rolando Improv 2 (W)	N/A	N/A	N/A	N/A	N/A	No	No	0	0	0	0	No	No	No	No	No	No	No
B21042	Pacific Beach Pipeline South Paving	N/A	N/A	N/A	N/A	N/A	No	No	0	0	0	0	No	No	No	No	No	No	No
B21043	Mira Mesa Improv 1 (S)	N/A	N/A	N/A	N/A	N/A	No	No	0	0	0	0	No	No	No	No	No	No	No
B21044	University City Improv 2 (S)	N/A	N/A	N/A	N/A	N/A	No	No	0	0	0	0	No	No	No	No	No	No	No
B21045	Torrey Pines Improv 1 (S)	N/A	N/A	N/A	N/A	N/A	No	No	0	0	0	0	No	No	No	No	No	No	No
B21046	Golden Hill Improv 1 (S)	N/A	N/A	N/A	N/A	N/A	No	No	0	0	0	0	No	No	No	No	No	No	No
B21047	Golden Hill Improv 1 (W)	N/A	N/A	N/A	N/A	N/A	No	No	0	0	0	0	No	No	No	No	No	No	No
B21048	Normal Heights Improv 1 (S)	N/A	N/A	N/A	N/A	N/A	No	No	0	0	0	0	No	No	No	No	No	No	No
B21049	Normal Heights Improv 1 (W)	N/A	N/A	N/A	N/A	N/A	No	No	0	0	0	0	No	No	No	No	No	No	No
B21053	Otay WTP Raw Water PS Slope Restoration	N/A	N/A	N/A	N/A	N/A	No	No	0	0	0	0	No	No	No	No	No	No	No
B21054	Alvarado WTP Basins Baffle Wall Doors	N/A	N/A	N/A	N/A	N/A	No	No	0	0	0	0	No	No	No	No	No	No	No
B21055	AC Water Group 1027A	N/A	N/A	N/A	N/A	N/A	No	No	0	0	0	0	No	No	No	No	No	No	No
B21056	Morena Improv 3 (W)	N/A	N/A	N/A	CRSD Flooding	N/A	No	No	0	0	0	0	No	No	No	No	No	No	No
B21058	PWP North City Pure Water Facility Pkg 2	LEED Silver	Photovoltaic (PV) Syst	Local Water Supply	N/A	4940 Eastgate Mall	Yes	Yes	2	0	75	89	Yes	Yes	No	No	No	No	No
B21059	PWP NCWRP Flow Equalization Basin	N/A	N/A	Local Water Supply	N/A	N/A	No	No	0	0	0	0	No	No	No	No	No	No	No
B21060	PWP North City Water Rec Plant Expansion	N/A	N/A	Local Water Supply	N/A	N/A	No	No	0	0	0	0	No	No	No	No	No	No	No
B21061	PWP Morena Wastewater Pump Station	N/A	N/A	N/A	N/A	N/A	No	No	0	0	0	0	No	No	No	No	No	No	No
B21063	Prairie Mound Way CMP SD Emergency	N/A	N/A	N/A	CRSD Flooding	N/A	No	No	0	0	0	0	No	No	No	No	No	No	No
B21064	Morena Improv 3 (S)	N/A	N/A	N/A	CRSD Flooding	N/A	No	No	0	0	0	0	No	No	No	No	No	No	No
B21065	El Cajon Blvd (Mid-City) Street Lights	N/A	N/A	N/A	N/A	N/A	No	No	0	0	0	0	No	No	No	No	No	No	No
B21067	Dams & Reservoirs Security Improvements	N/A	N/A	N/A	N/A	N/A	No	No	0	0	0	0	No	No	No	No	No	No	No
B21068	Solar Implementation @ Chollas Bldg A&B	N/A	Photovoltaic (PV) Syst	N/A	CRSD Heat	N/A	No	No	0	0	0	0	No	Yes	No	No	No	No	No
B21069	Solar Implementation @ ETDC Building	N/A	Photovoltaic (PV) Syst	N/A	CRSD Heat	N/A	No	No	0	0	0	0	No	Yes	No	No	No	No	No
B21070	Solar Implementation @ EMTS Lab Bldg	N/A	Photovoltaic (PV) Syst	N/A	CRSD Heat	N/A	No	No	0	0	0	0	No	Yes	No	No	No	No	No
B21071	Mount Hope Improv 1 (S)	N/A	N/A	N/A	N/A	N/A	No	No	0	0	0	0	No	No	No	No	No	No	No
B21072	Mount Hope Improv 1 (W)	N/A	N/A	N/A	N/A	N/A	No	No	0	0	0	0	No	No	No	No	No	No	No
B21073	Mount Hope Improv 2 (s)	N/A	N/A	N/A	N/A	N/A	No	No	0	0	0	0	No	No	No	No	No	No	No
B21074	Mount Hope Improv 2 (w)	N/A	N/A	N/A	N/A	N/A	No	No	0	0	0	0	No	No	No	No	No	No	No
B21075	Valencia Park Improv 3 (s)	N/A	N/A	N/A	N/A	N/A	No	No	0	0	0	0	No	No	No	No	No	No	No
B21076	Rancho Penasquitos Improv 2 (w)	N/A	N/A	N/A	N/A	N/A	No	No	0	0	0	0	No	No	No	No	No	No	No
B21080	Buchanan Canyon SM Rpr/Repl Emergency	N/A	N/A	N/A	CRSD Flooding	N/A	No	No	0	0	0	0	No	No	No	No	No	No	No
B21081	Azalea Hollywood Park Improvements 1 (w)	N/A	N/A	N/A	N/A	N/A	No	No	0	0	0	0	No	No	No	No	No	No	No
B21084	Otay 2nd Pipeline Phase 1 (P)	N/A	N/A	N/A	N/A	N/A	No	No	0	0	0	0	No	No	No	No	No	No	No
B21085	16-in & Larger CI WS Main Repl Grp A (P)	N/A	N/A	N/A	N/A	N/A	No	No	0	0	0	0	No	No	No	No	No	No	No
B21086	AC Water & Sewer Group 1013 (P)	N/A	N/A	N/A	N/A	N/A	No	No	0	0	0	0	No	No	No	No	No	No	No
B21087	AC Water & Sewer Group 1018 (P)	N/A	N/A	N/A	N/A	N/A	No	No	0	0	0	0	No	No	No	No	No	No	No
B21089	Asphalt Overlay Group 2110	N/A	N/A	Tree Canopy	N/A	N/A	No	No	0	0	0	0	No	No	No	No	No	No	No
B21090	Asphalt Overlay Group 2111	N/A	N/A	N/A	N/A	N/A	No	No	0	0	0	0	No	No	No	No	No	No	No
B21091	AC Water & Sewer Group 1026 Urgent (P)	N/A	N/A	N/A	N/A	N/A	No	No	0	0	0	0	No	No	No	No	No	No	No
B21092	CChavez Pkwy (I5-Comm) UU27 - Urgt (SL)	N/A	N/A	N/A	N/A	N/A	No	No	0	0	0	0	No	No	No	No	No	No	No
B21095	Mission Center Canyon D Sewer Main Repl	N/A	N/A	N/A	N/A	N/A	No	No	0	0	0	0	No	No	No	No	No	No	No
B21096	Valencia Park Improv 4 (S)	N/A	N/A	N/A	N/A	N/A	No	No	0	0	0	0	No	No	No	No	No	No	No
B21097	Valencia Park Improv 4 (W)	N/A	N/A	N/A	N/A	N/A	No	No	0	0	0	0	No	No	No	No	No	No	No
B21098	Valencia Park Improv 5 (s)	N/A	N/A	N/A	N/A	N/A	No	No	0	0	0	0	No	No	No	No	No	No	No
B21099	Electronic Speed Signs Rolando Park Area	N/A	N/A	N/A	N/A	N/A	No	No	0	0	0	0	Yes	Yes	No	No	No	No	No
B21102	Carmel Mtn @ Carmel Country Roundabout	N/A	N/A	N/A	N/A	N/A	No	No	0	0	0	0	No	No	No	No	No	No	No
B21108	San Carlos Reservoir Replacement	N/A	N/A	N/A	N/A	N/A	No	No	0	0	0	0	No	No	No	No	No	No	No
B21109	San Carlos Interconnect Trans Pipeline	N/A	N/A	N/A	N/A	N/A	No	No	0	0	0	0	No	No	No	No	No	No	No
B21110	Paradise Mesa Crosstie PL CP Improv	N/A	N/A	N/A	CRSD Flooding	N/A	No	No	0	0	0	0	No	No	No	No	No	No	No
B21113	Morena Bridge Wtr Pipeline Replacement	N/A	N/A	N/A	N/A	N/A	No	No	0	0	0	0	No	No	No	No	No	No	No
B21114	Mt View Sports Courts ADA Improvements	N/A	N/A	N/A	N/A	N/A	No	No	0	0	0	0	No	No	No	No	No	No	No
B21115	Cajon Way CMP Storm Drain Emergency	N/A	N/A	N/A	CRSD Flooding	N/A	No	No	0	0	0	0	No	No	No	No	No	No	No
B21117	Chatsworth Blvd RRF&B & Ped Refuge Island	N/A	N/A	N/A	N/A	NO	No	No	0	0	0	0	No	No	No	No	No	No	No
B21118	Catalina Blvd TS Interconnect Upgrade	N/A	N/A	N/A	N/A	N/A	No	No	0	0	0	0	No	No	No	No	No	No	No
B21120	Palm Ave Traffic Signal Modification(VZ)	N/A	N/A	N/A	N/A	N/A	No	No	0	0	0	0	No	No	No	No	No	No	No
B21123	Sewer and AC Water GJ 778 (BL)	N/A	N/A	N/A	N/A	N/A	No	No	0	0	0	0	No	No	No	No	No	No	No
B21124	Otay 1st/2nd PPL West of Highland (P)	N/A	N/A	N/A	N/A	N/A	No	No	0	0	0	0	No	No	No	No	No	No	No
B21125	Sewer Pump Station 11 Repair	N/A	N/A	N/A	CRSD Sea Level Rise C	2801 Bayside Walk, S	No	No	0	0	0	0	No	No	Yes	Yes	No	Yes*	Yes*
B21126	5604 Campanile Way SD Repair Emergency	N/A	N/A	N/A	CRSD Flooding	N/A	No	No	0	0	0	0	No	No	No	No	No	No	No
B21128	PWP NC Wtr Rec Plant Expansion (W)	N/A	N/A	Local Water Supply	N/A	N/A	No	No	0	0	0	0	No	No	No	No	No	No	No

Project ID	Project Name	CAP - LEED Building	CAP - Solar Component	CAP - Resilience	Climate Resilient SD (CRSD)	EV Location	EV Charging Infrastructure	EV Charging Station	Fleet EV Ready Spaces (City Vehicle)	Non-Fleet EV Capable Spaces (Public Veh)	Fleet Non-EV Ready Spaces (City Vehicle)	Total Number of EV and non-EV Spaces	Energy Storage	Renewable Energy	Energy Efficiency Improvement (Retrofit Only)	Microgrid	Equipment Electrification (Retrofit Only)	Fossil Fuel Equipment	ZEMBOP Exemption
B21130	Alvarado WTP Area 40 Sludge PS	N/A	N/A	N/A	N/A	N/A	No	No	0	0	0	0	No	No	No	No	No	No	No
B21131	Crespo Dr (Mecca-Soledad) Improv (S)	N/A	N/A	N/A	N/A	N/A	No	No	0	0	0	0	No	No	No	No	No	No	No
B21132	Crespo Dr (Mecca-Soledad) Improv (W)	N/A	N/A	N/A	N/A	N/A	No	No	0	0	0	0	No	No	No	No	No	No	No
B21136	AC Water & Sewer Group 1056 (BL)	N/A	N/A	N/A	N/A	N/A	No	No	0	0	0	0	No	No	No	No	No	No	No
B21138	3505 Udall St (CMP) SD Emergency	N/A	N/A	N/A	CRSD Flooding	N/A	No	No	0	0	0	0	No	No	No	No	No	No	No
B21139	Rosecrans St Traffic Signal Upgrades	N/A	N/A	N/A	N/A	N/A	No	No	0	0	0	0	No	No	No	No	No	No	No
B21144	Pacific Beach Pipeline South (BL)	N/A	N/A	N/A	N/A	N/A	No	No	0	0	0	0	No	No	No	No	No	No	No
B21145	Sewer & AC Water Group 1032A (s)	N/A	N/A	N/A	N/A	N/A	No	No	0	0	0	0	No	No	No	No	No	No	No
B21146	Sewer & AC Water Group 1032A (w)	N/A	N/A	N/A	N/A	N/A	No	No	0	0	0	0	No	No	No	No	No	No	No
B21148	MBC Gallery Pipeline Replacement	N/A	N/A	N/A	N/A	N/A	No	No	0	0	0	0	No	No	No	No	No	No	No
B21149	Sewer and AC Water Group 807 (P)	N/A	N/A	N/A	N/A	N/A	No	No	0	0	0	0	No	No	No	No	No	No	No
B21150	Water Group 970 CI (P)	N/A	N/A	N/A	N/A	N/A	No	No	0	0	0	0	No	No	No	No	No	No	No
B21151	PWP Central Area Small-Scale Facility	N/A	N/A	Local Water Supply	N/A	N/A	No	No	0	0	0	0	No	No	No	No	No	No	No
B21152	Ocean Beach Improv 1A (W)	N/A	N/A	N/A	N/A	N/A	No	No	0	0	0	0	No	No	No	No	No	No	No
B21153	3405 Kite Street SD Emergency	N/A	N/A	N/A	CRSD Flooding	N/A	No	No	0	0	0	0	No	No	No	No	No	No	No
B22000	El Cajon Blvd HAWKS (VZ)	N/A	N/A	N/A	N/A	NO	No	No	0	0	0	0	No	No	No	No	No	No	No
B22001	Elm Av (14th to Thermal) Sidewalk	N/A	N/A	N/A	N/A	N/A	No	No	0	0	0	0	No	No	No	No	No	No	No
B22002	SV Dam Low Level Outlet Improvements	N/A	N/A	N/A	CRSD Flooding	N/A	No	No	0	0	0	0	No	No	No	No	No	No	No
B22003	Ocean Beach Improv 1 (W)	N/A	N/A	N/A	N/A	N/A	No	No	0	0	0	0	No	No	No	No	No	No	No
B22004	Ocean Beach Improv 1 (S)	N/A	N/A	N/A	N/A	N/A	No	No	0	0	0	0	No	No	No	No	No	No	No
B22005	College-Meridian to Judy McCarty Sidw	N/A	N/A	N/A	N/A	N/A	No	No	0	0	0	0	No	No	No	No	No	No	No
B22006	Skyline Improv 1 (S)	N/A	N/A	N/A	N/A	N/A	No	No	0	0	0	0	No	No	No	No	No	No	No
B22007	Encanto Improv 3 (S)	N/A	N/A	N/A	N/A	N/A	No	No	0	0	0	0	No	No	No	No	No	No	No
B22008	Chollas View Improv 1 (S)	N/A	N/A	N/A	N/A	N/A	No	No	0	0	0	0	No	No	No	No	No	No	No
B22009	Adobe Chapel Museum Old Town	LEED Certified	Photovoltaic (PV) Syst	N/A	N/A	N/A	No	No	0	0	0	0	No	No	No	No	No	No	No
B22011	Jamacha Lomita Improv 1 (S)	N/A	N/A	N/A	N/A	N/A	No	No	0	0	0	0	No	No	No	No	No	No	No
B22012	Old Salt Pool Access Stairs	N/A	N/A	N/A	CRSD Sea Level Rise C	N/A	No	No	0	0	0	0	No	No	No	No	No	No	No
B22013	3984 Pacific Hwy Pump StationL Emergency	N/A	N/A	N/A	N/A	N/A	No	No	0	0	0	0	No	No	No	No	No	No	No
B22015	Via De La Valle Pipeline	N/A	N/A	N/A	N/A	NO	No	No	0	0	0	0	No	No	No	No	No	No	No
B22017	San Vicente Drainage Improvements	N/A	N/A	Local Water Supply	CRSD Flooding	N/A	No	No	0	0	0	0	No	No	No	No	No	No	No
B22019	Azalea Park Improv 2 (W)	N/A	N/A	N/A	N/A	N/A	No	No	0	0	0	0	No	No	No	No	No	No	No
B22020	Fairmount Park Improv 1 (W)	N/A	N/A	N/A	N/A	N/A	No	No	0	0	0	0	No	No	No	No	No	No	No
B22021	North Park Improv 2 (W)	N/A	N/A	N/A	N/A	N/A	No	No	0	0	0	0	No	No	No	No	No	No	No
B22022	Lake Murray Improv 3 (S)	N/A	N/A	N/A	N/A	N/A	No	No	0	0	0	0	No	No	No	No	No	No	No
B22023	Oak Park Improv 2 (W)	N/A	N/A	N/A	N/A	N/A	No	No	0	0	0	0	No	No	No	No	No	No	No
B22025	Alvarado 2nd Extension Pipeline (BL)	N/A	N/A	N/A	N/A	N/A	No	No	0	0	0	0	No	No	No	No	No	No	No
B22026	Talmadge Improv 1 (W)	N/A	N/A	N/A	N/A	N/A	No	No	0	0	0	0	No	No	No	No	No	No	No
B22032	PQPS VFD Replacement Project	N/A	N/A	N/A	N/A	N/A	No	No	0	0	0	0	No	No	No	No	No	No	No
B22033	Crespo Dr (Mecca-Soledad) Improv (SD)	N/A	N/A	N/A	N/A	N/A	No	No	0	0	0	0	No	No	No	No	No	No	No
B22035	PQPS Gas Sensor Replacement	N/A	N/A	N/A	N/A	N/A	No	No	0	0	0	0	No	No	No	No	No	No	No
B22037	Otay WTP Raw Water PS Switchboard Replac	N/A	N/A	N/A	N/A	1500 Wueste Rd, Chul	No	No	0	0	0	0	No	No	Yes	No	No	Yes*	Yes*
B22038	Barrio Logan Improv 1 (S)	N/A	N/A	N/A	N/A	N/A	No	No	0	0	0	0	No	No	No	No	No	No	No
B22043	Adams North Improv 1 (S)	N/A	N/A	N/A	N/A	N/A	No	No	0	0	0	0	No	No	No	No	No	No	No
B22044	Adams North Improv 1 (W)	N/A	N/A	N/A	N/A	N/A	No	No	0	0	0	0	No	No	No	No	No	No	No
B22046	Mercado Dr at Del Mar Hghts TS	N/A	N/A	N/A	N/A	N/A	No	No	0	0	0	0	No	No	No	No	No	No	No
B22047	Clay Neighborhood Park Improvements	N/A	N/A	N/A	N/A	N/A	No	No	0	0	0	0	No	No	No	No	No	No	No
B22052	4182 60th St & 5973 Alta Mesa Wy Emer	N/A	N/A	N/A	N/A	N/A	No	No	0	0	0	0	No	No	No	No	No	No	No
B22053	Enrico Fermi Dr & Airway Rd-Coop Agrmt	N/A	N/A	N/A	N/A	N/A	No	No	0	0	0	0	No	No	No	No	No	No	No
B22058	Accelerated 4275 48th St Improv (SD)	N/A	N/A	N/A	CRSD Flooding	N/A	No	No	0	0	0	0	No	No	No	No	No	No	No
B22060	Barrio Logan Improv 1 (W)	N/A	N/A	N/A	N/A	N/A	No	No	0	0	0	0	No	No	No	No	No	No	No
B22061	AC Water & Sewer Group 1027 (P)	N/A	N/A	N/A	N/A	N/A	No	No	0	0	0	0	No	No	No	No	No	No	No
B22062	AC Water & Sewer Group 1029 (P)	N/A	N/A	N/A	N/A	N/A	No	No	0	0	0	0	No	No	No	No	No	No	No
B22065	Univ Ave (Aragon-69th St) (P)	N/A	N/A	N/A	CRSD Flooding	N/A	No	No	0	0	0	0	No	No	No	No	No	No	No
B22066	4940 Panama Place SD Emergency	N/A	N/A	N/A	N/A	N/A	No	No	0	0	0	0	No	No	No	No	No	No	No
B22067	Pump Station N SD Emerg 914 Santa Clara	N/A	N/A	N/A	N/A	N/A	No	No	0	0	0	0	No	No	No	No	No	No	No
B22070	Point Loma Heights Improv 1 (W)	N/A	N/A	N/A	N/A	N/A	No	No	0	0	0	0	No	No	No	No	No	No	No
B22071	Point Loma Heights Improv 1 (S)	N/A	N/A	N/A	N/A	N/A	No	No	0	0	0	0	No	No	No	No	No	No	No
B22072	Midway District Improv 2 (W)	N/A	N/A	N/A	N/A	N/A	No	No	0	0	0	0	No	No	No	No	No	No	No
B22073	Midway District Improv 2 (S)	N/A	N/A	N/A	N/A	N/A	No	No	0	0	0	0	No	No	No	No	No	No	No
B22074	Midway District Improv 1 (W)	N/A	N/A	N/A	N/A	N/A	No	No	0	0	0	0	No	No	No	No	No	No	No
B22075	Midway District Improv 1 (S)	N/A	N/A	N/A	N/A	N/A	No	No	0	0	0	0	No	No	No	No	No	No	No
B22076	Hillcrest Improv 2 (S)	N/A	N/A	N/A	N/A	N/A	No	No	0	0	0	0	No	No	No	No	No	No	No
B22077	Hillcrest Improv 3 (S)	N/A	N/A	N/A	N/A	N/A	No	No	0	0	0	0	No	No	No	No	No	No	No
B22078	Tuxedo Rd and Melotte St SD Emergency	N/A	N/A	N/A	CRSD Flooding	N/A	No	No	0	0	0	0	No	No	No	No	No	No	No
B22080	Police HQ Security Fencing	N/A	N/A	N/A	N/A	N/A	No	No	0	0	0	0	No	No	No	No	No	No	No
B22081	Police HQ Elevator Modernization	LEED Silver	N/A	N/A	N/A	1401 Broadway, San D	No	No	0	0	0	0	No	No	Yes	No	No	No	No
B22082	Block 2S1(South Mission)Rd Imp UU977(CS)	N/A	N/A	N/A	N/A	N/A	No	No	0	0	0	0	No	No	No	No	No	No	No
B22085	PW Genesee Avenue Median Improv	N/A	N/A	N/A	N/A	N/A	No	No	0	0	0	0	No	No	No	No	No	No	No
B22089	New Sidewalks in CD4	N/A	N/A	N/A	N/A	N/A	No	No	0	0	0	0	No	No	No	No	No	No	No
B22090	Adams North Improv 2 (W)	N/A	N/A	N/A	N/A	N/A	No	No	0	0	0	0	No	No	No	No	No	No	No
B22091	Golden Hill Improv 2 (S)	N/A	N/A	N/A	N/A	N/A	No	No	0	0	0	0	No	No	No	No	No	No	No
B22092	Roseville/Fleet Ridge Improv 1 (W)	N/A	N/A	N/A	N/A	N/A	No	No	0	0	0	0	No	No	No	No	No	No	No
B22093	Golden Hill Improv 2 (W)	N/A	N/A	N/A	N/A	N/A	No	No	0	0	0	0	No	No	No	No	No	No	No
B22094	Adams North Improv 2 (S)	N/A	N/A	N/A	N/A	N/A	No	No	0	0	0	0	No	No	No	No	No	No	No
B22095	Rancho Penasquitos Library Rehab	N/A	N/A	N/A	N/A	N/A	No	No	0	0	0	0	No	No	No	No	No	No	No
B22097	Roseville/Fleet Ridge Improv 1 (S)	N/A	N/A	N/A	N/A	N/A	No	No	0	0	0	0	No	No	No	No	No	No	No
B22101	Front & Washington TS Modification	N/A	N/A	N/A	N/A	N/A	No	No	0	0	0	0	No	No	No	No	No	No	No
B22102	ADACA Linda Vista & Tait CR PROW	N/A	N/A	N/A	N/A	N/A	No	No	0	0	0	0	No	No	No	No	No	No	No
B22103	ADACA Illinois & El Cajon Blvd CR PROW	N/A	N/A	N/A	N/A	N/A	No	No	0	0	0	0	No	No	No	No	No	No	No
B22105	University City Improv 1 (BL)	N/A	N/A	N/A	N/A	N/A	No	No	0	0	0	0	No	No	No	No	No	No	No
B22107	Morena Pipeline (BL)	N/A	N/A	N/A	N/A	N/A	No	No	0	0	0	0	No	No	No	No	No	No	No

Project ID	Project Name	CAP - LEED Building	CAP - Solar Component	CAP - Resilience	Climate Resilient SD (CRSD)	EV Location	EV Charging Infrastructure	EV Charging Station	Fleet EV Ready Spaces (City Vehicle)	Non-Fleet EV Capable Spaces (Public Veh)	Fleet Non-EV Ready Spaces (City Vehicle)	Total Number of EV and non-EV Spaces	Energy Storage	Renewable Energy	Energy Efficiency Improvement (Retrofit Only)	Microgrid	Equipment Electrification (Retrofit Only)	Fossil Fuel Equipment	ZEMBOP Exemption
B22108	AC Water & Sewer Group 1024 (P)	N/A	N/A	N/A	N/A	N/A	No	No	0	0	0	0	No	No	No	No	No	No	No
B22109	Sewer & Water GJ Crown Pt s La Playa (P)	N/A	N/A	N/A	N/A	N/A	No	No	0	0	0	0	No	No	No	No	No	No	No
B22110	Sewer and AC Water Group 765 (P)	N/A	N/A	N/A	N/A	N/A	No	No	0	0	0	0	No	No	No	No	No	No	No
B22111	Center City Traffic Signals-15th Street	N/A	N/A	N/A	N/A	N/A	No	No	0	0	0	0	No	No	No	No	No	No	No
B22112	Center City Traffic Signals -17th Street	N/A	N/A	N/A	N/A	N/A	No	No	0	0	0	0	No	No	No	No	No	No	No
B22113	Skyline Improv 2 (S)	N/A	N/A	N/A	N/A	N/A	No	No	0	0	0	0	No	No	No	No	No	No	No
B22114	Skyline Improv 2 (W)	N/A	N/A	N/A	N/A	N/A	No	No	0	0	0	0	No	No	No	No	No	No	No
B22115	Asphalt Resurfacing Group 1901 (SS)	N/A	N/A	N/A	N/A	N/A	No	No	0	0	0	0	No	No	No	No	No	No	No
B22116	Asphalt Overlay Group 2110 (SS)	N/A	N/A	N/A	N/A	N/A	No	No	0	0	0	0	No	No	No	No	No	No	No
B22117	Asphalt Overlay Group 2111 (SS)	N/A	N/A	N/A	N/A	N/A	No	No	0	0	0	0	No	No	No	No	No	No	No
B22119	6314 St. Therese Way SD Repl SWD	N/A	N/A	N/A	N/A	N/A	No	No	0	0	0	0	No	No	No	No	No	No	No
B22122	5861 College Ave SD Repl SWD	N/A	N/A	N/A	N/A	N/A	No	No	0	0	0	0	No	No	No	No	No	No	No
B22123	6306 Wenrich Dr SD Repl SWD	N/A	N/A	N/A	N/A	N/A	No	No	0	0	0	0	No	No	No	No	No	No	No
B22124	Carroll Cyn Dry Weather Flow Diversion	N/A	N/A	Local Water Supply	N/A	N/A	No	No	0	0	0	0	No	No	No	No	No	No	No
B22126	6576 Parkside Ave SD Repl SWD	N/A	N/A	N/A	N/A	N/A	No	No	0	0	0	0	No	No	No	No	No	No	No
B22127	Guy St and Pringle St SD Improv SWD	N/A	N/A	N/A	N/A	N/A	No	No	0	0	0	0	No	No	No	No	No	No	No
B22128	AC Water & Sewer Group 1042 (SS)	N/A	N/A	N/A	N/A	N/A	No	No	0	0	0	0	No	No	No	No	No	No	No
B22129	4101 Pacific Hwy Pump StationC Emergency	N/A	N/A	N/A	N/A	N/A	No	No	0	0	0	0	No	No	No	No	No	No	No
B22130	Famosa Slough Alley Slope Restoration	N/A	N/A	Local Water Supply	N/A	N/A	No	No	0	0	0	0	No	No	No	No	No	No	No
B22134	Asphalt Overlay 2200 (SS)	N/A	N/A	N/A	N/A	N/A	No	No	0	0	0	0	No	No	No	No	No	No	No
B22135	Milton St Burgener Blvd Curb Ext (NSG)	N/A	N/A	N/A	N/A	N/A	No	No	0	0	0	0	No	No	No	No	No	No	No
B22136	La Jolla Improv 4 (S)	N/A	N/A	N/A	N/A	N/A	No	No	0	0	0	0	No	No	No	No	No	No	No
B22137	La Jolla Improv 4 (W)	N/A	N/A	N/A	N/A	N/A	No	No	0	0	0	0	No	No	No	No	No	No	No
B22138	Crespo Dr (Mecca-Soledad) Improv (P)	N/A	N/A	N/A	N/A	N/A	No	No	0	0	0	0	No	No	No	No	No	No	No
B22139	Scripps Miramar Ranch Library Roof Repl	N/A	N/A	N/A	N/A	N/A	No	No	0	0	0	0	No	No	No	No	No	No	No
B22140	Balboa Park Pipeline Repl Ph II (P)	N/A	N/A	N/A	N/A	N/A	No	No	0	0	0	0	No	No	No	No	No	No	No
B22141	Balboa Park Pipeline Repl Ph III (P)	N/A	N/A	N/A	N/A	N/A	No	No	0	0	0	0	No	No	No	No	No	No	No
B22143	Remaining Small Diameter CI Water Ph2(P)	N/A	N/A	N/A	N/A	N/A	No	No	0	0	0	0	No	No	No	No	No	No	No
B22144	Sewer and AC Water Group 1032 (SS)	N/A	N/A	N/A	N/A	N/A	No	No	0	0	0	0	No	No	No	No	No	No	No
B22145	Undergrounding Resurfacing (SS)	N/A	N/A	N/A	N/A	N/A	No	No	0	0	0	0	No	No	No	No	No	No	No
B22146	8690 Aero Drive Roof Replacement	N/A	N/A	N/A	N/A	N/A	No	No	0	0	0	0	No	No	No	No	No	No	No
B22147	Elec Spd Signs Citywide 2200 (SG)	N/A	N/A	N/A	N/A	N/A	No	No	0	0	0	0	Yes	Yes	No	No	No	No	No
B22148	Elec Spd Signs Citywide 2201 (NSG)	N/A	N/A	N/A	N/A	N/A	No	No	0	0	0	0	Yes	Yes	No	No	No	No	No
B22149	Installation of City Owned SL 2201 (NSG)	N/A	N/A	N/A	N/A	N/A	No	No	0	0	0	0	No	No	Yes	No	No	No	No
B22150	Palm Ave I-5 to Georgia Street Repairs	N/A	N/A	N/A	N/A	N/A	No	No	0	0	0	0	No	No	No	No	No	No	No
B22151	Paradise Hills Pipeline Replacement	N/A	N/A	N/A	N/A	N/A	No	No	0	0	0	0	No	No	No	No	No	No	No
B22152	Morena Improv 3A (W)	N/A	N/A	N/A	CRSD Flooding	N/A	No	No	0	0	0	0	No	No	No	No	No	No	No
B22153	2870 Moblely St SD Replacement	N/A	N/A	N/A	N/A	N/A	No	No	0	0	0	0	No	No	No	No	No	No	No
B22154	Installation of City Owned SL 2202 (NSG)	N/A	N/A	N/A	N/A	N/A	No	No	0	0	0	0	No	No	Yes	No	No	No	No
B22155	Witch Creek Fire Street Improv	N/A	N/A	N/A	N/A	N/A	No	No	0	0	0	0	No	No	No	No	No	No	No
B22157	Terminal Parking Lot East Rehabilitation	N/A	N/A	N/A	N/A	N/A	No	No	0	0	0	0	No	No	No	No	No	No	No
B23003	MBC76 Transformer Replacement Emergency	N/A	N/A	N/A	CRSD Flooding	N/A	No	No	0	0	0	0	No	No	No	No	No	No	No
B23004	6118 Caminita Sacate SD Emergency	N/A	N/A	N/A	CRSD Flooding	N/A	No	No	0	0	0	0	No	No	No	No	No	No	No
B23005	Park West Improv 1 (S)	N/A	N/A	N/A	N/A	N/A	No	No	0	0	0	0	No	No	No	No	No	No	No
B23006	Park West Improv 1 (W)	N/A	N/A	N/A	N/A	N/A	No	No	0	0	0	0	No	No	No	No	No	No	No
B23007	Point Loma Heights Improv 2 (S)	N/A	N/A	N/A	N/A	N/A	No	No	0	0	0	0	No	No	No	No	No	No	No
B23008	Point Loma Heights Improv 2 (W)	N/A	N/A	N/A	N/A	N/A	No	No	0	0	0	0	No	No	No	No	No	No	No
B23009	Jamacha Lomita Improv 2 (S)	N/A	N/A	N/A	N/A	N/A	No	No	0	0	0	0	No	No	No	No	No	No	No
B23010	Jamacha Lomita Improv 2 (W)	N/A	N/A	N/A	N/A	N/A	No	No	0	0	0	0	No	No	No	No	No	No	No
B23011	Willie Henderson Lighting Upgrades	N/A	N/A	N/A	N/A	N/A	No	No	0	0	0	0	No	No	No	No	No	No	No
B23012	West Ramp Spider Hanger Rehabilitation	N/A	N/A	N/A	N/A	N/A	No	No	0	0	0	0	No	No	No	No	No	No	No
B23013	Unleaded Aviation Fuel Tank	N/A	N/A	N/A	N/A	N/A	No	No	0	0	0	0	No	No	No	No	No	No	No
B23014	Miramar WTP Caustic Pumping System	N/A	N/A	N/A	N/A	N/A	No	No	0	0	0	0	No	No	No	No	No	No	No
B23015	Redland Improv (W)	N/A	N/A	N/A	N/A	N/A	No	No	0	0	0	0	No	No	No	No	No	No	No
B23016	Redland Improv (P)	N/A	N/A	N/A	N/A	N/A	No	No	0	0	0	0	No	No	No	No	No	No	No
B23017	Balboa Park Pipeline Repl (BL)	N/A	N/A	N/A	N/A	N/A	No	No	0	0	0	0	No	No	No	No	No	No	No
B23018	Asphalt Overlay 2201 (SS)	N/A	N/A	N/A	N/A	N/A	No	No	0	0	0	0	No	No	No	No	No	No	No
B23019	Asphalt Overlay 2202 (SS)	N/A	N/A	N/A	N/A	N/A	No	No	0	0	0	0	No	No	No	No	No	No	No
B23020	Orange Ave RD Imp UU24 (SS)	N/A	N/A	N/A	N/A	N/A	No	No	0	0	0	0	No	No	No	No	No	No	No
B23021	MBC Operations Bldg Roof Repl	N/A	N/A	N/A	N/A	N/A	No	No	0	0	0	0	No	No	No	No	No	No	No
B23022	6002 Camino Rico SD Improv SWD	N/A	N/A	N/A	N/A	N/A	No	No	0	0	0	0	No	No	No	No	No	No	No
B23026	7717 Eagle Ridge Dr SD Improv SWD	N/A	N/A	N/A	N/A	N/A	No	No	0	0	0	0	No	No	No	No	No	No	No
B23028	Memorial Park Lighting Improvements	N/A	N/A	N/A	N/A	N/A	No	No	0	0	0	0	No	No	No	No	No	No	No
B23029	MLK CP MV Racquet Club W&S Connection	N/A	N/A	N/A	N/A	N/A	No	No	0	0	0	0	No	No	No	No	No	No	No
B23030	Linda Vista & Comstock Intersection Upg	N/A	N/A	N/A	N/A	N/A	No	No	0	0	0	0	No	No	No	No	No	No	No
B23031	Miramar PI Fleet Main Facility Upgrade	N/A	N/A	N/A	N/A	N/A	No	No	0	0	0	0	No	No	No	No	No	No	No
B23032	North Park Improv 3 (S)	N/A	N/A	N/A	N/A	N/A	No	No	0	0	0	0	No	No	No	No	No	No	No
B23033	North Park Improv 3 (W)	N/A	N/A	N/A	N/A	N/A	No	No	0	0	0	0	No	No	No	No	No	No	No
B23034	Shelltown Improv 1 (S)	N/A	N/A	N/A	N/A	N/A	No	No	0	0	0	0	No	No	No	No	No	No	No
B23035	Shelltown Improv 1 (W)	N/A	N/A	N/A	N/A	N/A	No	No	0	0	0	0	No	No	No	No	No	No	No
B23037	Pacific Beach Improv 2 (S)	N/A	N/A	N/A	N/A	N/A	No	No	0	0	0	0	No	No	No	No	No	No	No
B23038	Pacific Beach Improv 2 (W)	N/A	N/A	N/A	N/A	N/A	No	No	0	0	0	0	No	No	No	No	No	No	No
B23039	Midway District Improv 3 (S)	N/A	N/A	N/A	N/A	N/A	No	No	0	0	0	0	No	No	No	No	No	No	No
B23040	Midway District Improv 3 (W)	N/A	N/A	N/A	N/A	N/A	No	No	0	0	0	0	No	No	No	No	No	No	No
B23041	Tierrasanta Improv 2 (S)	N/A	N/A	N/A	N/A	N/A	No	No	0	0	0	0	No	No	No	No	No	No	No
B23042	Rancho Bernardo Improv 1 (S)	N/A	N/A	N/A	N/A	N/A	No	No	0	0	0	0	No	No	No	No	No	No	No
B23046	Downtown Complete St Impl. Ph. 3A2	N/A	N/A	N/A	N/A	N/A	No	No	0	0	0	0	No	No	No	No	No	No	No
B23047	Redwood Village/Rolando Park Imp 1A (W)	N/A	N/A	N/A	N/A	N/A	No	No	0	0	0	0	No	No	No	No	No	No	No
B23049	Miramar WTP Interim Solids Management	N/A	N/A	Local Water Supply	N/A	N/A	No	No	0	0	0	0	No	No	No	No	No	No	No
B23050	Pressure Reducing Stations Upgrades 2A	N/A	N/A	N/A	N/A	N/A	No	No	0	0	0	0	No	No	No	No	No	No	No
B23051	Alvarado WTP Chemical Piping Repl	N/A	N/A	N/A	N/A	N/A	No	No	0	0	0	0	No	No	No	No	No	No	No

Project ID	Project Name	CAP - LEED Building	CAP - Solar Component	CAP - Resilience	Climate Resilient SD (CRSD)	EV Location	EV Charging Infrastructure	EV Charging Station	Fleet EV Ready Spaces (City Vehicle)	Non-Fleet EV Capable Spaces (Public Veh)	Fleet Non-EV Ready Spaces (City Vehicle)	Total Number of EV and non-EV Spaces	Energy Storage	Renewable Energy	Energy Efficiency Improvement (Retrofit Only)	Microgrid	Equipment Electrification (Retrofit Only)	Fossil Fuel Equipment	ZEMBOP Exemption
B23052	10210 Campus Point Drive SD Emergency	N/A	N/A	N/A	N/A	n/a	No	No	0	0	0	0	No	No	No	No	No	No	No
B23053	Orange Ave RD Imp UU24	N/A	N/A	N/A	N/A	N/A	No	No	0	0	0	0	No	No	No	No	No	No	No
B23055	La Jolla Improv 5 (S)	N/A	N/A	N/A	N/A	N/A	No	No	0	0	0	0	No	No	No	No	No	No	No
B23056	La Jolla Improv 5 (W)	N/A	N/A	N/A	N/A	N/A	No	No	0	0	0	0	No	No	No	No	No	No	No
B23057	La Playa Improv 1 (S)	N/A	N/A	N/A	N/A	N/A	No	No	0	0	0	0	No	No	No	No	No	No	No
B23058	La Playa Improv 1 (W)	N/A	N/A	N/A	N/A	N/A	No	No	0	0	0	0	No	No	No	No	No	No	No
B23059	Sewer and AC Water Group 812 (P)	N/A	N/A	N/A	N/A	N/A	No	No	0	0	0	0	No	No	No	No	No	No	No
B23060	Sewer and AC Water GJ 778 (P)	N/A	N/A	N/A	N/A	N/A	No	No	0	0	0	0	No	No	No	No	No	No	No
B23062	Oak Park Improv 1 (P)	N/A	N/A	N/A	N/A	N/A	No	No	0	0	0	0	No	No	No	No	No	No	No
B23063	La Jolla Improv 6 (S)	N/A	N/A	N/A	N/A	N/A	No	No	0	0	0	0	No	No	No	No	No	No	No
B23064	La Jolla Improv 6 (W)	N/A	N/A	N/A	N/A	N/A	No	No	0	0	0	0	No	No	No	No	No	No	No
B23065	University Heights Improv 1 (S)	N/A	N/A	N/A	N/A	N/A	No	No	0	0	0	0	No	No	No	No	No	No	No
B23066	University Heights Improv 1 (W)	N/A	N/A	N/A	N/A	N/A	No	No	0	0	0	0	No	No	No	No	No	No	No
B23069	Miramar WTP Residuals Redirection (S)	N/A	N/A	N/A	N/A	N/A	No	No	0	0	0	0	No	No	No	No	No	No	No
B23071	Balboa Park Golf Course Improvements	N/A	N/A	Tree Canopy	CRSD Heat	N/A	No	No	0	0	0	0	No	No	No	No	No	No	No
B23072	Cortez Improv 1 (S)	N/A	N/A	N/A	N/A	N/A	No	No	0	0	0	0	No	No	No	No	No	No	No
B23073	Cortez Improv 1 (W)	N/A	N/A	N/A	N/A	N/A	No	No	0	0	0	0	No	No	No	No	No	No	No
B23075	Miramar Valve No2 Replacement	N/A	N/A	N/A	N/A	N/A	No	No	0	0	0	0	No	No	No	No	No	No	No
B23076	32nd St & Market St Intersection Upgrade	N/A	N/A	N/A	N/A	N/A	No	No	0	0	0	0	No	No	Yes	No	No	No	No
B23077	ADA Improvement Group 2301 ? Navajo	N/A	N/A	N/A	N/A	N/A	No	No	0	0	0	0	No	No	No	No	No	No	No
B23078	ADA Improvement Group 2302 ? Navajo	N/A	N/A	N/A	N/A	N/A	No	No	0	0	0	0	No	No	No	No	No	No	No
B23079	ADA Improvement Group 2303 ? Navajo	N/A	N/A	N/A	N/A	N/A	No	No	0	0	0	0	No	No	No	No	No	No	No
B23081	Tierrasanta Improv 2A (S)	N/A	N/A	N/A	N/A	N/A	No	No	0	0	0	0	No	No	No	No	No	No	No
B23082	Eagle Ridge PS Replacement	N/A	N/A	N/A	N/A	N/A	No	No	0	0	0	0	No	No	No	No	No	No	No
B23083	Cabrillo Palisades 600 Rezoning	N/A	N/A	N/A	N/A	N/A	No	No	0	0	0	0	No	No	No	No	No	No	No
B23084	Kensington Heights #3 Series Circuit Upg	N/A	N/A	N/A	N/A	N/A	No	No	0	0	0	0	No	No	No	No	No	No	No
B23085	NCPWF/NCWRP Warehouse Storage	N/A	N/A	N/A	N/A	No	No	No	0	0	0	0	No	No	No	No	No	No	No
B23086	Sunset Cliffs Devonshire Series Circuit	N/A	N/A	N/A	N/A	N/A	No	No	0	0	0	0	No	No	No	No	No	No	No
B23087	Sewer Group 836 (P)	N/A	N/A	N/A	N/A	N/A	No	No	0	0	0	0	No	No	No	No	No	No	No
B23088	South Mission Beach SD Replacement (BL)	N/A	N/A	N/A	CRSD Flooding	N/A	No	No	0	0	0	0	No	No	No	No	No	No	No
B23089	ACC Sewer Group 851 (BL)	N/A	N/A	N/A	N/A	No	No	No	0	0	0	0	No	No	No	No	No	No	No
B23090	AC Water & Sewer Group 1048 (BL)	N/A	N/A	N/A	N/A	N/A	No	No	0	0	0	0	No	No	No	No	No	No	No
B23091	Sidewalk Replacement Group 2330 - LV & N	N/A	N/A	N/A	N/A	N/A	No	No	0	0	0	0	No	No	No	No	No	No	No
B23092	Sidewalk Replacement Group 2331 - CMR, R	N/A	N/A	N/A	N/A	N/A	No	No	0	0	0	0	No	No	No	No	No	No	No
B23093	Sewer Group Job 843 (P)	N/A	N/A	N/A	N/A	N/A	No	No	0	0	0	0	No	No	No	No	No	No	No
B23094	AC Water & Sewer Group 1036 (P)	N/A	N/A	N/A	N/A	TBD	No	No	0	0	0	0	No	No	No	No	No	No	No
B23095	728 PB Dr Pump Station G Emergency	N/A	N/A	N/A	N/A	N/A	No	No	0	0	0	0	No	No	No	No	No	No	No
B23097	Elm Ave & Harris Ave SD Replacement SWD	N/A	N/A	N/A	N/A	N/A	No	No	0	0	0	0	No	No	No	No	No	No	No
B23098	Auburn Creek Trash Capture Devices	N/A	N/A	Local Water Supply	N/A	N/A	No	No	0	0	0	0	No	No	No	No	No	No	No
B23099	20100 San Pasqual Rd SD Replacement	N/A	N/A	N/A	N/A	20100 San Pasqual Rd	No	No	0	0	0	0	No	No	No	No	No	No	No
B23100	Terminal Ramp Rehabilitation Project	N/A	N/A	N/A	N/A	N/A	No	No	0	0	0	0	No	No	No	No	No	No	No
B23104	Paradise Hills Library HVAC Repl	N/A	N/A	N/A	N/A	N/A	No	No	0	0	0	0	No	No	Yes	No	Yes	No	No
B23105	Urban Village Idea Lab ? HVAC Repl	N/A	N/A	N/A	N/A	N/A	No	No	0	0	0	0	No	No	Yes	Yes	Yes	No	No
B23107	6933 Neptune Place SD Emergency	N/A	N/A	N/A	N/A	N/A	No	No	0	0	0	0	No	No	No	No	No	No	No
B23110	Black Mountain Reservoir Spillway Stairs	N/A	N/A	N/A	N/A	na	No	No	0	0	0	0	No	No	No	No	No	No	No
B23111	Scripps Ranch Improv 2 (S)	N/A	N/A	N/A	N/A	N/A	No	No	0	0	0	0	No	No	No	No	No	No	No
B23112	Serra Mesa Improv 1 Rehab (S)	N/A	N/A	N/A	N/A	N/A	No	No	0	0	0	0	No	No	No	No	No	No	No
B23113	Sewer and AC Water Group 763 (P)	N/A	N/A	N/A	N/A	N/A	No	No	0	0	0	0	No	No	No	No	No	No	No
B23115	4356 Altamirano Way SD Emergency	N/A	N/A	N/A	CRSD Flooding	N/A	No	No	0	0	0	0	No	No	No	No	No	No	No
B23116	5505 Morehouse Dr SD Emergency	N/A	N/A	N/A	N/A	N/A	No	No	0	0	0	0	No	No	No	No	No	No	No
B23117	CMP SD Lining IV	N/A	N/A	N/A	N/A	N/A	No	No	0	0	0	0	No	No	No	No	No	No	No
B23118	Downtown Complete St Impl. Ph. 3B1	N/A	N/A	N/A	N/A	N/A	No	No	0	0	0	0	No	No	No	No	No	No	No
B23119	Downtown Complete St Impl. Ph. 3B2	N/A	N/A	N/A	N/A	N/A	No	No	0	0	0	0	No	No	No	No	No	No	No
B23120	Downtown Complete St Impl. Ph. 3B3	N/A	N/A	N/A	N/A	N/A	No	No	0	0	0	0	No	No	No	No	No	No	No
B23122	Quince Dr. Runoff & Erosion Ctrl Improv	N/A	N/A	N/A	N/A	N/A	No	No	0	0	0	0	No	No	No	No	No	No	No
B23123	4304 Ebersole Dr SD Emergency	N/A	N/A	N/A	CRSD Flooding	4304 Ebersole Drive, S	No	No	0	0	0	0	No	No	No	No	No	No	No
B23124	3232 Dove St SD Emergency	N/A	N/A	N/A	CRSD Flooding	N/A	No	No	0	0	0	0	No	No	No	No	No	No	No
B23125	Pump Station H Catwalk Emergency	N/A	N/A	N/A	CRSD Flooding	N/A	No	No	0	0	0	0	No	No	No	No	No	No	No
B23126	Barrett Road Emergency Repair	N/A	N/A	N/A	CRSD Flooding	21077 Lyons Valley Rd	No	No	0	0	0	0	No	No	No	No	No	No	No
B23127	Streetlight Installations in CD4	N/A	N/A	N/A	N/A	N/A	No	No	0	0	0	0	No	No	No	No	Yes	No	No
B23128	Streetlight Installations in CD7	N/A	N/A	N/A	N/A	N/A	No	No	0	0	0	0	No	No	No	No	No	No	No
B23129	Streetlight Installations in CD8	N/A	N/A	N/A	N/A	N/A	No	No	0	0	0	0	No	No	No	No	No	No	No
B23130	AC Overlay Group 2301	N/A	N/A	N/A	N/A	N/A	No	No	0	0	0	0	No	No	No	No	No	No	No
B23131	AC Overlay Group 2302	N/A	N/A	N/A	N/A	N/A	No	No	0	0	0	0	No	No	No	No	No	No	No
B23134	Aldine Dr Storm Drain Emergency	N/A	N/A	N/A	CRSD Flooding	N/A	No	No	0	0	0	0	No	No	No	No	No	No	No
B23135	7671 Macaw Lane SD Emergency	N/A	N/A	N/A	CRSD Flooding	7671 Macaw Lane, Sa	No	No	0	0	0	0	No	No	No	No	No	No	No
B23136	Miramar Reservoir Recreation Facilities	N/A	N/A	N/A	N/A	N/A	No	No	0	0	0	0	No	No	No	No	No	No	No
B23138	Jerabek Park SD Emergency	N/A	N/A	N/A	CRSD Flooding	N/A	No	No	0	0	0	0	No	No	No	No	No	No	No
B23139	5995 Eldergardens St Emergency	N/A	N/A	N/A	CRSD Flooding	N/A	No	No	0	0	0	0	No	No	No	No	No	No	No
B23140	Pump Station 2 Sluice Gate 2 Emergency	N/A	N/A	N/A	CRSD Flooding	N/A	No	No	0	0	0	0	No	No	No	No	No	No	No
B23142	Talmadge Improv 2 (W)	N/A	N/A	N/A	N/A	N/A	No	No	0	0	0	0	No	No	No	No	No	No	No
B23143	Eastgate Mall AC Replacement	N/A	N/A	N/A	N/A	N/A	No	No	0	0	0	0	No	No	No	No	No	No	No
B23144	Damon Ave Water Main Repl & AC Ext (P)	N/A	N/A	N/A	N/A	N/A	No	No	0	0	0	0	No	No	No	No	No	No	No
B23145	47th St & Hartley St HAWK	N/A	N/A	N/A	N/A	N/A	No	No	0	0	0	0	No	No	No	No	No	No	No
B23146	Gompers Prep 47th St Safety Enhancements	N/A	N/A	N/A	N/A	N/A	No	No	0	0	0	0	No	No	No	No	No	No	No
B23147	Osler Street Traffic Calming	N/A	N/A	N/A	N/A	N/A	No	No	0	0	0	0	No	No	No	No	No	No	No
B23148	Otay Mesa Rd Pedestrian Improvements	N/A	N/A	N/A	N/A	N/A	No	No	0	0	0	0	No	No	No	No	No	No	No
B23149	ADA Improvement Group 2305 (CD 2, 7)	N/A	N/A	N/A	N/A	N/A	No	No	0	0	0	0	No	No	No	No	No	No	No
B23150	ADA Improvement Group 2306 (OM ? Nestor)	N/A	N/A	N/A	N/A	N/A	No	No	0	0	0	0	No	No	No	No	No	No	No
B23151	ADA Improvement Group 2307 (CD 1,2,6)	N/A	N/A	N/A	N/A	N/A	No	No	0	0	0	0	No	No	No	No	No	No	No
B23153	8803 Gilman Dr SD Emergency	N/A	N/A	N/A	CRSD Flooding	N/A	No	No	0	0	0	0	No	No	No	No	No	No	No

Project ID	Project Name	CAP - LEED Building	CAP - Solar Component	CAP - Resilience	Climate Resilient SD (CRSD)	EV Location	EV Charging Infrastructure	EV Charging Station	Fleet EV Ready Spaces (City Vehicle)	Non-Fleet EV Capable Spaces (Public Veh)	Fleet Non-EV Ready Spaces (City Vehicle)	Total Number of EV and non-EV Spaces	Energy Storage	Renewable Energy	Energy Efficiency Improvement (Retrofit Only)	Microgrid	Equipment Electrification (Retrofit Only)	Fossil Fuel Equipment	ZEMBOP Exemption
B23154	10428 Clairemont Mesa Blvd SD Emergency	N/A	N/A	N/A	CRSD Flooding	N/A	No	No	0	0	0	0	No	No	No	No	No	No	No
B23155	Imperial Avenue Pedestrian Signal Improv	N/A	N/A	N/A	N/A	N/A	No	No	0	0	0	0	No	No	No	No	No	No	No
B23156	AC Overlay Group 2303	N/A	N/A	N/A	N/A	N/A	No	No	0	0	0	0	No	No	No	No	No	No	No
B23157	AC Overlay Group 2304	N/A	N/A	N/A	N/A	N/A	No	No	0	0	0	0	No	No	No	No	No	No	No
B23158	Matinal Rd ESS	N/A	N/A	N/A	N/A	N/A	No	No	0	0	0	0	Yes	Yes	No	No	No	No	No
B23160	Scripps Miramar Ranch Lib Fire Sys Repl	N/A	N/A	N/A	N/A	N/A	No	No	0	0	0	0	No	No	No	No	No	No	No
B23161	12200 Escala Drive SD Emergency	N/A	N/A	N/A	N/A	N/A	No	No	0	0	0	0	No	No	No	No	No	No	No
B23162	Evan V. Jones Parkade Emergency	N/A	N/A	N/A	N/A	N/A	No	No	0	0	0	0	No	No	No	No	No	No	No
B24000	Lake Murray Improv 2 (BL)	N/A	N/A	N/A	N/A	N/A	No	No	0	0	0	0	No	No	No	No	No	No	No
B24001	Montezuma PPL/Mid-City Pipeline Ph 2 (P)	N/A	N/A	N/A	N/A	N/A	No	No	0	0	0	0	No	No	No	No	No	No	No
B24002	Clairemont Mesa East Improv 2 (BL) (VZ)	N/A	N/A	N/A	N/A	N/A	No	No	0	0	0	0	No	No	No	No	No	No	No
B24003	AC Overlay Group 2305	N/A	N/A	N/A	N/A	N/A	No	No	0	0	0	0	No	No	No	No	No	No	No
B24004	AC Overlay Group 2306	N/A	N/A	N/A	N/A	N/A	No	No	0	0	0	0	No	No	No	No	No	No	No
B24005	El Capitan Dam Spillway Slope Stability	N/A	N/A	Local Water Supply	N/A	N/A	No	No	0	0	0	0	No	No	No	No	No	No	No
B24006	8519 Sugarman Dr SD Emergency	N/A	N/A	N/A	CRSD Flooding	N/A	No	No	0	0	0	0	No	No	No	No	No	No	No
B24009	AC Overlay Navajo Rd (SS)	N/A	N/A	N/A	N/A	N/A	No	No	0	0	0	0	No	No	No	No	No	No	No
B24011	AC Overlay Group 2401	N/A	N/A	N/A	N/A	N/A	No	No	0	0	0	0	No	No	No	No	No	No	No
B24012	AC Overlay Group 2402	N/A	N/A	N/A	N/A	N/A	No	No	0	0	0	0	No	No	No	No	No	No	No
B24013	AC Overlay Group 2403	N/A	N/A	N/A	N/A	N/A	No	No	0	0	0	0	No	No	No	No	No	No	No
B24014	AC Overlay 2202 Phase 2 (SS)	N/A	N/A	N/A	N/A	N/A	No	No	0	0	0	0	No	No	No	No	No	No	No
B24016	Health Center Dr SD SWD	N/A	N/A	N/A	N/A	N/A	No	No	0	0	0	0	No	No	No	No	No	No	No
B24017	Willow St at Zola St SD SWD	N/A	N/A	N/A	N/A	N/A	No	No	0	0	0	0	No	No	No	No	No	No	No
B24018	38th St at Franklin Ave SD SWD	N/A	N/A	N/A	N/A	N/A	No	No	0	0	0	0	No	No	No	No	No	No	No
B24020	Red Pine Dr at Shady Elm Pl SD SWD	N/A	N/A	N/A	N/A	N/A	No	No	0	0	0	0	No	No	No	No	No	No	No
B24021	Hawthorn St and 3rd Ave SD SWD	N/A	N/A	N/A	N/A	N/A	No	No	0	0	0	0	No	No	No	No	No	No	No
B24022	6100 Block Rancho Mission Rd SD SWD	N/A	N/A	N/A	N/A	N/A	No	No	0	0	0	0	No	No	No	No	No	No	No
B24023	1st Ave at Brookes Ave SD SWD	N/A	N/A	N/A	N/A	N/A	No	No	0	0	0	0	No	No	No	No	No	No	No
B24024	Old Town Improv 1 (P)	N/A	N/A	N/A	N/A	N/A	No	No	0	0	0	0	No	No	No	No	No	No	No
B24026	Lincoln Ave & Idaho St Sewer Main Repl	N/A	N/A	N/A	N/A	N/A	No	No	0	0	0	0	No	No	No	No	No	No	No
B24028	Paradise Hills Improv 1 (P)	N/A	N/A	N/A	N/A	N/A	No	No	0	0	0	0	No	No	No	No	No	No	No
B24033	North Park Improv 4 (S)	N/A	N/A	N/A	N/A	N/A	No	No	0	0	0	0	No	No	No	No	No	No	No
B24034	North Park Improv 4 (W)	N/A	N/A	N/A	N/A	N/A	No	No	0	0	0	0	No	No	No	No	No	No	No
B24035	Castle Improv 1 (S)	N/A	N/A	N/A	N/A	N/A	No	No	0	0	0	0	No	No	No	No	No	No	No
B24036	Castle Improv 1 (W)	N/A	N/A	N/A	N/A	N/A	No	No	0	0	0	0	No	No	No	No	No	No	No
B24037	Oak Park Improv 3 (S)	N/A	N/A	N/A	N/A	N/A	No	No	0	0	0	0	No	No	No	No	No	No	No
B24038	Oak Park Improv 3 (W)	N/A	N/A	N/A	N/A	N/A	No	No	0	0	0	0	No	No	No	No	No	No	No
B24041	Bay Terraces Improv 2 (S)	N/A	N/A	N/A	N/A	N/A	No	No	0	0	0	0	No	No	No	No	No	No	No
B24042	Bay Terraces Improv 2 (W)	N/A	N/A	N/A	N/A	N/A	No	No	0	0	0	0	No	No	No	No	No	No	No
B24043	Citywide Referral Rehab 1 (S)	N/A	N/A	N/A	N/A	N/A	No	No	0	0	0	0	No	No	No	No	No	No	No
B24044	Paradise Hills Improv 2 (W)	N/A	N/A	N/A	N/A	N/A	No	No	0	0	0	0	No	No	No	No	No	No	No
B24045	Citywide Referral Replace 2 (S)	N/A	N/A	N/A	N/A	N/A	No	No	0	0	0	0	No	No	No	No	No	No	No
B24046	Paradise Hills Improv 3 (W)	N/A	N/A	N/A	N/A	N/A	No	No	0	0	0	0	No	No	No	No	No	No	No
B24047	Citywide Referral Replace 3 (S)	N/A	N/A	N/A	N/A	N/A	No	No	0	0	0	0	No	No	No	No	No	No	No
B24048	Point Loma Heights Improv 3 (W)	N/A	N/A	N/A	N/A	N/A	No	No	0	0	0	0	No	No	No	No	No	No	No
B24051	Otay Mesa West Improv 1 (S)	N/A	N/A	N/A	N/A	N/A	No	No	0	0	0	0	No	No	No	No	No	No	No
B24053	Linda Vista Improv 1 (S)	N/A	N/A	N/A	N/A	N/A	No	No	0	0	0	0	No	No	No	No	No	No	No
B24054	Mission Valley West Improv 2 (S)	N/A	N/A	N/A	N/A	N/A	No	No	0	0	0	0	No	No	No	No	No	No	No
B24055	University City Improv 3 (S)	N/A	N/A	N/A	N/A	N/A	No	No	0	0	0	0	No	No	No	No	No	No	No
B24056	Ridgeview Webster Improv 1 (S)	N/A	N/A	N/A	N/A	N/A	No	No	0	0	0	0	No	No	No	No	No	No	No
B24057	Ridgeview Webster Improv 1 (W)	N/A	N/A	N/A	N/A	N/A	No	No	0	0	0	0	No	No	No	No	No	No	No
B24058	Transportation Management Center	N/A	N/A	N/A	N/A	N/A	No	No	0	0	0	0	No	No	No	No	No	No	No
B24059	AC Water & Sewer Group 1052A (P)	N/A	N/A	N/A	N/A	N/A	No	No	0	0	0	0	No	No	No	No	No	No	No
B24060	College Area Swr & AC Wtr Main Repl (P)	N/A	N/A	N/A	N/A	N/A	No	No	0	0	0	0	No	No	No	No	No	No	No
B24061	Sewer & AC Water Group 765A (P)	N/A	N/A	N/A	N/A	N/A	No	No	0	0	0	0	No	No	No	No	No	No	No
B24062	Clairemont Mesa E Improv 1 (P)	N/A	N/A	N/A	N/A	N/A	No	No	0	0	0	0	No	No	No	No	No	No	No
B24063	AC Water & Sewer Group 1053 (P)	N/A	N/A	N/A	N/A	N/A	No	No	0	0	0	0	No	No	No	No	No	No	No
B24064	Dagget St & Red Rock Dr Paving	N/A	N/A	N/A	N/A	N/A	No	No	0	0	0	0	No	No	No	No	No	No	No
B24065	1105 Sutter Steet SD Emergency	N/A	N/A	N/A	N/A	N/A	No	No	0	0	0	0	No	No	No	No	No	No	No
B24066	4502 Rhode Island Street SD Emergency	N/A	N/A	N/A	CRSD Flooding	N/A	No	No	0	0	0	0	No	No	No	No	No	No	No
B24067	4451 Hermosa Way SD Emergency	N/A	N/A	N/A	CRSD Flooding	N/A	No	No	0	0	0	0	No	No	No	No	No	No	No
B24068	1391 Ava Street SD Emergency	N/A	N/A	N/A	N/A	N/A	No	No	0	0	0	0	No	No	No	No	No	No	No
B24069	Ellen Browning Scripps Park Emergency	N/A	N/A	N/A	CRSD Sea Level Rise C	N/A	No	No	0	0	0	0	No	No	No	No	No	No	No
B24070	Valencia Park Improv 6 (S)	N/A	N/A	N/A	N/A	N/A	No	No	0	0	0	0	No	No	No	No	No	No	No
B24071	Valencia Park Improv 6 (W)	N/A	N/A	N/A	N/A	N/A	No	No	0	0	0	0	No	No	No	No	No	No	No
B24072	Guy St Water Main Replacement	N/A	N/A	N/A	N/A	N/A	No	No	0	0	0	0	No	No	No	No	No	No	No
B24073	Mission Center Canyon A (P)	N/A	N/A	N/A	N/A	N/A	No	No	0	0	0	0	No	No	No	No	No	No	No
B24074	AC Water & Sewer Group 1056 (P)	N/A	N/A	N/A	N/A	N/A	No	No	0	0	0	0	No	No	No	No	No	No	No
B24076	AC Water & Sewer Group Job 1023B (P)	N/A	N/A	N/A	N/A	N/A	No	No	0	0	0	0	No	No	No	No	No	No	No
B24077	Scripps Ranch Improv 1 (P)	N/A	N/A	N/A	N/A	N/A	No	No	0	0	0	0	No	No	No	No	No	No	No
B24080	AC Water Group 1027A (P)	N/A	N/A	N/A	N/A	N/A	No	No	0	0	0	0	No	No	No	No	No	No	No
B24081	3575 Nile Street SD Emergency	N/A	N/A	N/A	N/A	N/A	No	No	0	0	0	0	No	No	No	No	No	No	No
B24082	RRFB Group 2401 (SG)	N/A	N/A	N/A	N/A	N/A	No	No	0	0	0	0	Yes	Yes	No	No	No	No	No
B24085	Ashley Falls Dr ESS	N/A	N/A	N/A	N/A	N/A	No	No	0	0	0	0	Yes	Yes	No	No	No	No	No
B24086	Block 7G2 Rd Imp (CS) UU209	N/A	N/A	N/A	N/A	N/A	No	No	0	0	0	0	No	No	No	No	No	No	No
B24087	Block 7G2 Rd Improv UU209 UU629 (P)	N/A	N/A	N/A	N/A	N/A	No	No	0	0	0	0	No	No	No	No	No	No	No
B24088	Sewer & AC Water Group 764B (S)	N/A	N/A	N/A	N/A	N/A	No	No	0	0	0	0	No	No	No	No	No	No	No
B24089	Sewer & AC Water Group 764B (W)	N/A	N/A	N/A	N/A	N/A	No	No	0	0	0	0	No	No	No	No	No	No	No
B24090	North/South Metro Intercep Manhole Rehab	N/A	N/A	N/A	N/A	N/A	No	No	0	0	0	0	No	No	No	No	No	No	No
B24091	AC Water & Sewer Group 1050 (P)	N/A	N/A	N/A	N/A	N/A	No	No	0	0	0	0	No	No	No	No	No	No	No
B24092	AC Water & Sewer Group 1052 (P)	N/A	N/A	N/A	N/A	N/A	No	No	0	0	0	0	No	No	No	No	No	No	No
B24096	Rosecrans St & Byron St Shel Isl Signal	N/A	N/A	N/A	N/A	N/A	No	Yes	0	0	0	0	No	No	No	No	No	No	No

Project ID	Project Name	CAP - LEED Building	CAP - Solar Component	CAP - Resilience	Climate Resilient SD (CRSD)	EV Location	EV Charging Infrastructure	EV Charging Station	Fleet EV Ready Spaces (City Vehicle)	Non-Fleet EV Capable Spaces (Public Veh)	Fleet Non-EV Ready Spaces (City Vehicle)	Total Number of EV and non-EV Spaces	Energy Storage	Renewable Energy	Energy Efficiency Improvement (Retrofit Only)	Microgrid	Equipment Electrification (Retrofit Only)	Fossil Fuel Equipment	ZEMBOP Exemption
B24097	University Heights Improv 1A (S)	N/A	N/A	N/A	N/A	N/A	No	No	0	0	0	0	No	No	No	No	No	No	No
B24098	Clairemont Mesa East Improv 5 (S)	N/A	N/A	N/A	N/A	N/A	No	No	0	0	0	0	No	No	No	No	No	No	No
B24099	San Vicente Pipelines Improvements	N/A	N/A	N/A	N/A	N/A	No	No	0	0	0	0	No	No	No	No	No	No	No
B24100	Florida St Sewer Main Repl	N/A	N/A	N/A	N/A	N/A	No	No	0	0	0	0	No	No	No	No	No	No	No
B24104	Barrio Logan Roundabouts (W)	N/A	N/A	N/A	N/A	N/A	No	No	0	0	0	0	No	No	No	No	No	No	No
B24105	Pressure Reducing Stations Upgrades 3	N/A	N/A	N/A	N/A	N/A	No	No	0	TBD	0	TBD	No	No	No	No	No	No	No
B24106	Villa La Jolla Drainage System Emergency	N/A	N/A	N/A	CRSD Flooding	N/A	No	No	0	0	0	0	No	No	No	No	No	No	No
B24107	TS Upgrades - Camino Ruiz & TX Madison	N/A	N/A	N/A	N/A	N/A	No	No	0	0	0	0	No	No	No	No	No	No	No
B24108	Mission & Thomas HAWK	N/A	N/A	N/A	N/A	N/A	No	No	0	0	0	0	No	No	No	No	No	No	No
B24109	Saturn Blvd Sidewalk Installation	N/A	N/A	N/A	N/A	N/A	No	No	0	0	0	0	No	No	No	No	No	No	No
B24110	RRFB Group 2402 (NSG)	N/A	N/A	N/A	N/A	N/A	No	No	0	0	0	0	Yes	Yes	No	No	No	No	No
B24113	PLWTP Sludge Pump Replacement	N/A	N/A	N/A	N/A	N/A	No	No	0	0	0	0	No	No	No	No	No	No	No
B24114	Bay Terraces Improv 1 (P)	N/A	N/A	N/A	N/A	N/A	No	No	0	0	0	0	No	No	No	No	No	No	No
B24116	Morena Improv 1 (P)	N/A	N/A	N/A	N/A	N/A	No	No	0	0	0	0	No	No	No	No	No	No	No
B24117	34th & Adams HAWK	N/A	N/A	N/A	N/A	N/A	No	No	0	0	0	0	No	No	No	No	No	No	No
B24118	Washington & Albatross HAWK	N/A	N/A	N/A	N/A	N/A	No	No	0	0	0	0	No	No	No	No	No	No	No
B24119	TS Mod at First Ave & Market St	N/A	N/A	N/A	N/A	N/A	No	No	0	0	0	0	No	No	No	No	No	No	No
B24120	8051 & 8075 La Jolla Scenic Dr Emergency	N/A	N/A	N/A	CRSD Flooding	N/A	No	No	0	0	0	0	No	No	No	No	No	No	No
B24124	Pump Station D Outfall Improvements	N/A	N/A	N/A	CRSD Flooding	N/A	No	No	0	0	0	0	No	No	No	No	No	No	No
B24125	Del Sol & Kostner Quick Build Roundabout	N/A	N/A	N/A	N/A	N/A	No	No	0	0	0	0	No	No	No	No	No	No	No
B24126	Crown Point Ingraham UU854 (CS)	N/A	N/A	N/A	N/A	N/A	No	No	0	0	0	0	No	No	No	No	No	No	No
B24127	Pressure Reducing Stations Upgrades 2b	N/A	N/A	N/A	N/A	N/A	No	No	0	0	0	0	No	No	No	No	No	No	No
B24128	2348 Greenwing Drive SD Emergency	N/A	N/A	N/A	N/A	N/A	No	No	0	0	0	0	No	No	No	No	No	No	No
B24129	4620 Alma Place SD Emergency	N/A	N/A	N/A	CRSD Flooding	N/A	No	No	0	0	0	0	No	No	No	No	No	No	No
B24130	4878 Austin Drive SD Emergency	N/A	N/A	N/A	CRSD Flooding	N/A	No	No	0	0	0	0	No	No	No	No	No	No	No
B24131	8097 Hemingway Ave SD Emergency	N/A	N/A	N/A	CRSD Flooding	N/A	No	No	0	0	0	0	No	No	No	No	No	No	No
B24132	Clairemont Mesa West Improv 1 (P)	N/A	N/A	N/A	N/A	N/A	No	No	0	0	0	0	No	No	No	No	No	No	No
B24134	Rancho Penasquitos Improv 2 (P)	N/A	N/A	N/A	N/A	N/A	No	No	0	0	0	0	No	No	No	No	No	No	No
B24135	Mission Blvd South Loring Overlay	N/A	N/A	N/A	N/A	N/A	No	No	0	0	0	0	No	No	No	No	No	No	No
B24136	Rancho Penasquitos Improv 1 (P)	N/A	N/A	N/A	N/A	N/A	No	No	0	0	0	0	No	No	No	No	No	No	No
B24138	Crown Point West (P)	N/A	N/A	N/A	N/A	N/A	No	No	0	0	0	0	No	No	No	No	No	No	No
B24139	535 University Place SD Emergency	N/A	N/A	N/A	CRSD Flooding	N/A	No	No	0	0	0	0	No	No	No	No	No	No	No
B24140	2681 Palace Drive SD Emergency	N/A	N/A	N/A	CRSD Flooding	N/A	No	No	0	0	0	0	No	No	No	No	No	No	No
B24141	5124 Argonne Court SD Emergency	N/A	N/A	N/A	N/A	N/A	No	No	0	0	0	0	No	No	No	No	No	No	No
B24142	6137 Tarragona Drive SD Emergency	N/A	N/A	N/A	CRSD Flooding	N/A	No	No	0	0	0	0	No	No	No	No	No	No	No
B24143	6201 Lorca Drive SD Emergency	N/A	N/A	N/A	CRSD Flooding	N/A	No	No	0	0	0	0	No	No	No	No	No	No	No
B24144	6760 High Country Court SD Emergency	N/A	N/A	N/A	CRSD Flooding	N/A	No	No	0	0	0	0	No	No	No	No	No	No	No
B24145	7403 Rowena Street SD Emergency	N/A	N/A	N/A	CRSD Flooding	N/A	No	No	0	TBD	0	TBD	No	No	No	No	No	No	No
B24146	11131 Negley Avenue SD Emergency	N/A	N/A	N/A	N/A	N/A	No	No	0	0	0	0	No	No	No	No	No	No	No
B24147	AC Overlay Group 2406	N/A	N/A	N/A	N/A	N/A	No	No	0	0	0	0	No	No	No	No	No	No	No
B24148	AC Overlay Group 2404	N/A	N/A	N/A	N/A	N/A	No	No	0	0	0	0	No	No	No	No	No	No	No
B24149	AC Overlay Group 2405	N/A	N/A	N/A	N/A	N/A	No	No	0	0	0	0	No	No	No	No	No	No	No
B24150	Pump Station 2 Emergency Repair	N/A	N/A	N/A	CRSD Flooding	N/A	No	No	0	0	0	0	No	No	No	No	No	No	No
B24154	5651 Glenstone Way Sewer Main Repl	N/A	N/A	N/A	N/A	N/A	No	No	0	0	0	0	No	No	No	No	No	No	No
B25001	Asphalt Overlay Group 2501	N/A	N/A	N/A	N/A	N/A	No	No	0	0	0	0	No	No	No	No	No	No	No
B25002	AC Overlay Group 2502	N/A	N/A	N/A	N/A	N/A	No	No	0	0	0	0	No	No	No	No	No	No	No
B25003	Asphalt Overlay Group 2503	N/A	N/A	N/A	N/A	N/A	No	No	0	0	0	0	No	No	No	No	No	No	No
B25004	Asphalt Overlay Group 2504	N/A	N/A	N/A	N/A	N/A	No	No	0	0	0	0	No	No	No	No	No	No	No
B25005	AC Overlay Group 2505	N/A	N/A	N/A	N/A	N/A	No	No	0	0	0	0	No	No	No	No	No	No	No
B25006	AC Overlay Group 2506	N/A	N/A	N/A	N/A	N/A	No	No	0	0	0	0	No	No	No	No	No	No	No
B25007	AC Overlay Group 2507	N/A	N/A	N/A	N/A	N/A	No	No	0	0	0	0	No	No	No	No	No	No	No
B25011	Accelerated Sewer Referral Group 851 (P)	N/A	N/A	N/A	N/A	N/A	No	No	0	0	0	0	No	No	No	No	No	No	No
B25012	Bay Ho Improv 2 (P)	N/A	N/A	N/A	N/A	N/A	No	No	0	0	0	0	No	No	No	No	No	No	No
B25013	Clairemont Mesa East Improv 2 (P)	N/A	N/A	N/A	N/A	N/A	No	No	0	0	0	0	No	No	No	No	No	No	No
B25018	Clairemont Mesa East Improv 3 (P)	N/A	N/A	N/A	N/A	N/A	No	No	0	0	0	0	No	No	No	No	No	No	No
B25019	AC Overlay Group 2519 UUP	N/A	N/A	N/A	N/A	N/A	No	No	0	0	0	0	No	No	No	No	No	No	No
B25024	Pump Station B SD Rehab Emergency	N/A	N/A	N/A	N/A	N/A	No	No	0	0	0	0	No	No	No	No	No	No	No
B25027	3635 7th Ave SD Emergency	N/A	N/A	N/A	N/A	N/A	No	No	0	0	0	0	No	No	No	No	No	No	No
B25046	AC Overlay Group 2508	N/A	N/A	N/A	N/A	N/A	No	No	0	0	0	0	No	No	No	No	No	No	No
B25048	AC Overlay Group 2510	N/A	N/A	N/A	N/A	N/A	No	No	0	0	0	0	No	No	No	No	No	No	No
B25049	AC Overlay Group 2511	N/A	N/A	N/A	N/A	N/A	No	No	0	0	0	0	No	No	No	No	No	No	No
B25050	AC Overlay Group 2512	N/A	N/A	N/A	N/A	N/A	No	No	0	0	0	0	No	No	No	No	No	No	No
B25059	AC Overlay Group 2524	N/A	N/A	N/A	N/A	N/A	No	No	0	0	0	0	No	No	No	No	No	No	No
L14002.4	Chollas Crane Replacement	N/A	N/A	N/A	N/A	N/A	No	No	0	0	0	0	No	No	No	No	No	No	No
L14002.5	Chollas Paint Booth	N/A	N/A	N/A	N/A	N/A	No	No	0	0	0	0	No	No	No	No	No	No	No
L14005.1	Demolition of Loma Land Structures	N/A	N/A	N/A	N/A	N/A	No	No	0	0	0	0	No	No	No	No	No	No	No
L14005.2	Hillside Drainage Improvements	N/A	N/A	N/A	N/A	N/A	No	No	0	0	0	0	No	No	No	No	No	No	No
L16000.5	Clay Ave Mini Park	N/A	N/A	Tree Canopy	CRSD Heat	N/A	No	No	0	0	0	0	No	No	Yes	No	Yes	No	No
L16001.2	Sunset Cliffs Nat Pk Ph 2 Trail & Reveg	N/A	N/A	N/A	N/A	N/A	No	No	0	0	0	0	No	No	No	No	No	No	No
L16002.1	Mira Mesa Pool & Skate Plaza Ph2	LEED Silver	N/A	Tree Canopy	CRSD Heat	N/A	No	No	0	0	0	0	No	No	No	No	No	No	No
L17000.2	Organics Processing Facility	N/A	N/A	N/A	N/A	N/A	No	No	0	0	0	0	No	No	No	No	No	Yes*	Yes*
L18001.1	Chollas Lake Electrical Service	N/A	N/A	N/A	N/A	N/A	No	No	0	0	0	0	No	No	No	No	No	No	No
L20000.1	Rancho Bernardo CP Lighting Improvements	N/A	N/A	N/A	N/A	N/A	No	No	0	0	0	0	No	No	No	No	No	No	No
L20000.2	Rancho Bernardo CP Dog Park	N/A	N/A	Tree Canopy	CRSD Heat	18448 W.Bernardo Dr	Yes	No	0	6	0	6	No	No	No	No	No	No	No
L22000.1	Alvarado Laboratory Improvements Phase 1	LEED Silver	Photovoltaic (PV) Syst	Tree Canopy	CRSD Heat	TBD	Yes	No	TBD	TBD	TBD	TBD	No	Yes	Yes	No	No	No	No
L22000.3	Alvarado Laboratory Improvements Trailers	N/A	N/A	N/A	N/A	N/A	No	No	0	0	0	0	No	No	No	No	No	No	No
L22001.1	Full Pier Replacement	N/A	N/A	N/A	N/A	N/A	No	No	0	0	0	0	No	No	No	No	No	No	No
L22002.2	5th Avenue Promenade Feasibility Study	N/A	N/A	N/A	N/A	N/A	No	No	0	0	0	0	No	No	No	No	No	No	No
L22004.1	North Chollas CP Improvements Phase I	N/A	N/A	N/A	N/A	N/A	Yes	Yes	0	TBD	0	TBD	No	No	No	No	No	No	No
L23001.1	El Camino Real Pipeline North	N/A	N/A	N/A	N/A	N/A	No	No	0	0	0	0	No	No	No	No	No	No	No
L23001.2	El Camino Real Pipeline South	N/A	N/A	N/A	N/A	N/A	No	No	0	0	0	0	No	No	No	No	No	No	No

Project ID	Project Name	CAP - LEED Building	CAP - Solar Component	CAP - Resilience	Climate Resilient SD (CRSD)	EV Location	EV Charging Infrastructure	EV Charging Station	Fleet EV Ready Spaces (City Vehicle)	Non-Fleet EV Capable Spaces (Public Veh)	Fleet Non-EV Ready Spaces (City Vehicle)	Total Number of EV and non-EV Spaces	Energy Storage	Renewable Energy	Energy Efficiency Improvement (Retrofit Only)	Microgrid	Equipment Electrification (Retrofit Only)	Fossil Fuel Equipment	ZEMBOP Exemption
L23002.1	NTC Aquatic Center Feasibility Study	N/A	N/A	N/A	N/A	N/A	No	No	0	0	0	0	No	No	No	No	No	No	No
L24000.1	Pump Station 1 Improvement and Modernization	N/A	N/A	N/A	N/A	N/A	No	No	0	0	0	0	No	No	No	No	No	No	No
L24000.2	Pump Station 2 Improvement and Modernization	N/A	N/A	N/A	N/A	N/A	No	No	0	0	0	0	No	No	No	No	No	No	No
L24002.1	NTC H-Barracks Shelter Project	N/A	N/A	N/A	N/A	N/A	No	No	0	0	0	0	No	No	No	No	No	No	No
L24004.1	Kearny Mesa Trunk Sewer Phase 1	N/A	N/A	N/A	N/A	N/A	No	No	0	0	0	0	No	No	No	No	No	No	No
L24005.1	Bardsley Street and Newton Avenue	N/A	N/A	N/A	N/A	N/A	No	No	0	0	0	0	No	No	No	No	No	No	No
L24005.2	Boston Avenue and South 30th Street	N/A	N/A	N/A	N/A	N/A	No	No	0	0	0	0	No	No	No	No	No	No	No
P19006	Siempre Viva Road Improvements	N/A	N/A	N/A	N/A	N/A	No	No	0	0	0	0	No	No	No	No	No	No	No
P19007	Airway Road Improvements	N/A	N/A	Tree Canopy	CRSD Flooding	N/A	No	No	0	0	0	0	No	No	No	No	No	No	No
P20003	Emerald Hills Park GDP	N/A	N/A	Tree Canopy	CRSD Heat	N/A	No	No	0	0	0	0	No	No	Yes	No	Yes	No	No
P20005	Chollas Triangle Park	N/A	N/A	Tree Canopy	CRSD Heat	N/A	Yes	No	0	0	0	0	No	No	Yes	No	No	No	No
P21000	Carroll Canyon Road Planning Study	N/A	N/A	N/A	N/A	N/A	No	No	0	0	0	0	No	No	No	No	No	No	No
P21002	Montezuma Park GDP Amendment	N/A	N/A	Tree Canopy	CRSD Heat	N/A	No	No	0	0	0	0	No	No	No	No	No	No	No
P22004	Kelly Street Park GDP	N/A	N/A	Tree Canopy	CRSD Heat	6640 Kelly Street	Yes	No	0	0	0	0	No	No	Yes	No	No	No	No
P22006	Sunshine Berardini Field GDP	N/A	N/A	N/A	N/A	No	No	No	0	0	0	0	No	No	No	No	No	No	No
P22007	S. Bancroft & Greely Unimproved Street	N/A	N/A	N/A	N/A	N/A	No	No	0	0	0	0	No	No	No	No	No	No	No
P22008	University Community Library	N/A	N/A	N/A	N/A	N/A	No	No	0	0	0	0	No	No	No	No	No	No	No
P23002	Old Mission Dam Dredging	N/A	N/A	N/A	N/A	N/A	No	No	0	0	0	0	No	No	No	No	No	No	No
P23003	Mt. Hope Rec Ctr @ Dennis V Allen Park	N/A	N/A	N/A	N/A	N/A	No	No	0	0	0	0	No	No	No	No	No	No	No
P23004	Spruce St Bridge Rehab	N/A	N/A	N/A	N/A	N/A	No	No	0	0	0	0	No	No	No	No	No	No	No
P23005	Marie Widman Memorial Park GDP	N/A	N/A	N/A	N/A	N/A	No	No	0	0	0	0	No	No	No	No	No	No	No
P23006	Sefton Field Improvements	N/A	N/A	N/A	N/A	N/A	No	No	0	0	0	0	No	No	No	No	No	No	No
P23007	Civic Center Complex Redevelopment	N/A	N/A	N/A	N/A	N/A	No	No	0	0	0	0	No	No	No	No	No	No	No
P24007	Village Cntr Loop Rd-N Carmel Valley Rd	N/A	N/A	N/A	N/A	N/A	No	No	0	0	0	0	No	No	No	No	No	No	No
P24011	Spindrift Drive Beach Access Walkway	N/A	N/A	N/A	CRSD Sea Level Rise C	N/A	No	No	0	0	0	0	No	No	No	No	No	No	No
P24012	Camino De La Costa Stairs	N/A	N/A	N/A	N/A	N/A	No	No	0	0	0	0	No	No	No	No	No	No	No
P24013	SD FR Training Ctr-Feasibility Study	N/A	N/A	N/A	N/A	TBD	No	No	0	0	0	0	No	No	No	No	No	No	No
RD14000	State Route 56 Freeway Expansion	N/A	N/A	N/A	N/A	N/A	No	No	0	0	0	0	No	No	No	No	No	No	No
RD21001	Black Mountain Ranch Park Ph2	N/A	N/A	Tree Canopy	CRSD Heat	No	No	No	0	0	0	0	No	No	No	No	No	No	No
RD22001	Dennery Ranch Neigh Park	N/A	N/A	Tree Canopy	CRSD Heat	Dennery Ranch Road	Yes	No	0	0	0	13	No	No	No	No	No	No	No
RD23000	Fenton Pkwy Ext to Camino Del Rio N	N/A	N/A	N/A	N/A	N/A	No	No	0	0	0	0	No	No	No	No	No	No	No
RD23001	EC Residuals Line & E Mission Gorge FM	N/A	N/A	N/A	N/A	N/A	No	No	0	0	0	0	No	No	No	No	No	No	No
RD23009	OM T-11.1 Caliente Avenue	N/A	N/A	N/A	N/A	N/A	No	No	0	0	0	0	No	No	No	No	No	No	No
RD24001	Barrio Logan Harbor Dr SANDAG Pave Rpr	N/A	N/A	N/A	N/A	N/A	No	No	0	0	0	0	No	No	No	No	No	No	No
RD24002	La Jolla Streetscape	N/A	N/A	N/A	N/A	N/A	No	No	0	0	0	0	No	No	No	No	No	No	No
RD25000	University Ave Bikeway Pavement Repair	N/A	N/A	N/A	N/A	N/A	No	No	0	0	0	0	No	No	No	No	No	No	No
S00312	PS2 Power Reliability & Surge Protection	N/A	N/A	N/A	N/A	N/A	No	No	0	0	0	0	No	No	No	No	No	No	No
S00319	EMTS Boat Dock Esplanade	N/A	N/A	N/A	N/A	N/A	No	No	0	0	0	0	No	No	No	No	No	No	No
S00751	Hickman Fields Athletic Area	N/A	N/A	Tree Canopy	CRSD Heat	No	No	No	0	0	0	0	No	No	No	No	No	No	No
S00752	Beyer Park Development	N/A	N/A	Tree Canopy	CRSD Heat	2261 Enright Dr	Yes	No	0	0	0	50	No	No	Yes	No	No	No	No
S00767	WIGHTMAN STREET NEIGHBORHOOD PARK	N/A	N/A	Tree Canopy	CRSD Heat	5024 Wightman St	No	No	0	0	0	0	No	No	Yes	No	No	No	No
S00784	FIRE STATION #49 OTAY MESA	LEED Silver	Photovoltaic (PV) Syst	N/A	N/A	N/A	Yes	Yes	TBD	TBD	TBD	TBD	Yes	Yes	No	Yes	No	Yes*	Yes*
S00800	SAN CARLOS BRANCH LIBRARY	LEED Gold	Photovoltaic (PV) Syst	N/A	N/A	TBD	Yes	Yes	TBD	TBD	TBD	TBD	No	No	No	No	No	No	No
S00811	SCRIPPS MIRAMAR RANCH LIB	N/A	N/A	Tree Canopy	CRSD Heat	10301 Scripps Lake Dr	Yes	Yes	0	0	0	5	No	No	No	No	No	No	No
S00841	Carroll Cyn Rd/Sorrento Valley Rd Dist 1	N/A	N/A	N/A	N/A	N/A	No	No	0	0	0	0	No	No	No	No	No	No	No
S00851	SR163/Friars Road	N/A	N/A	N/A	N/A	NO	No	No	0	0	0	0	No	No	No	No	No	No	No
S00856	El Camino Real to ViaDeLaValle (1/2mile)	N/A	N/A	N/A	N/A	NO	No	No	0	0	0	0	No	No	No	No	No	No	No
S00857	LA JOLLA VILLAGE DR INTERSTATE 805 RAMPS	N/A	N/A	N/A	N/A	N/A	No	No	0	0	0	0	No	No	No	No	No	No	No
S00863	Georgia Street Bridge Improvements	N/A	N/A	N/A	N/A	N/A	No	No	0	0	0	0	No	No	No	No	No	No	No
S00869	Palm Avenue Interstate 805 Interchange	N/A	N/A	N/A	N/A	TBD	No	Yes	0	TBD	0	15	No	No	No	No	No	No	No
S00871	West Mission Bay Drive Bridge Over San D	N/A	N/A	Sequestration	CRSD Flooding	N/A	No	No	0	0	0	0	No	No	No	No	No	No	No
S00880	Miramar Road I-805 Easterly Ramps	N/A	N/A	N/A	N/A	N/A	No	No	0	0	0	0	No	No	No	No	No	No	No
S00905	SR163/Clairemont Mesa Blvd interchange	N/A	N/A	N/A	N/A	NO	No	No	0	0	0	0	No	No	No	No	No	No	No
S00915	University Avenue Mobility	N/A	N/A	N/A	N/A	N/A	No	No	0	0	0	0	No	No	No	No	No	No	No
S00935	N Torrey Pines Rd Bridge/Los Penasquitos	N/A	N/A	N/A	N/A	N/A	No	No	0	0	0	0	No	No	No	No	No	No	No
S00951	Coastal Rail Trail	N/A	N/A	N/A	N/A	NO	No	No	0	0	0	0	No	No	No	No	No	No	No
S00969	Carmel Country Road Low Flow Channel	N/A	N/A	Local Water Supply	N/A	N/A	No	No	0	0	0	0	No	No	No	No	No	No	No
S00982	I-5 UNDERPASS - BIKEWAY/PED CONNECT	N/A	N/A	N/A	N/A	N/A	No	No	0	0	0	0	No	No	No	No	No	No	No
S00995	HIDDEN TRAILS NEIGHBORHOOD PARK	N/A	N/A	Tree Canopy	CRSD Heat	N/A	No	No	0	0	0	0	No	No	No	No	No	No	No
S00999	RIVIERA DEL SOL NEIGHBORHOOD PARK	N/A	N/A	Tree Canopy	CRSD Heat	N/A	No	No	0	0	0	0	No	No	No	No	No	No	No
S01090	MBGC Clubhouse Demo/Prtbl Building Instl	N/A	N/A	N/A	N/A	No	No	No	0	0	0	0	No	No	No	No	No	No	No
S10008	El Monte Pipeline No. 2	N/A	N/A	N/A	N/A	N/A	No	No	0	0	0	0	No	No	No	No	No	No	No
S10050	North Park Mini-Park	N/A	N/A	Tree Canopy	CRSD Heat	No	No	No	0	0	0	0	No	No	No	No	No	No	No
S10051	Olive St Park Acquisition and Develpment	N/A	N/A	N/A	N/A	No	No	No	0	0	0	0	No	No	No	No	No	No	No
S11010	MBGC Irrigation & Electrical Upgrades	N/A	N/A	N/A	N/A	N/A	No	No	0	0	0	0	No	No	No	No	No	No	No
S11021	University Ave Pipeline Replacement	N/A	N/A	N/A	N/A	N/A	No	No	0	0	0	0	No	No	No	No	No	No	No
S11022	Upas Street Pipeline Replacement	N/A	N/A	N/A	N/A	N/A	No	No	0	0	0	0	No	No	No	No	No	No	No
S11024	Miramar Clearwell Improvements	N/A	N/A	Photovoltaic (PV) Syst	Local Water Supply	N/A	No	No	0	0	0	0	No	No	No	No	No	No	No
S11026	Montezuma PPL/Mid City Pipeline Ph 2	N/A	N/A	N/A	N/A	N/A	No	No	0	0	0	0	No	No	No	No	No	No	No
S11060	Otay Mesa Truck Route Phase 4	N/A	N/A	N/A	N/A	N/A	No	No	0	0	0	0	No	No	No	No	No	No	No
S12009	La Jolla Scenic Dr 16in main	N/A	N/A	N/A	N/A	N/A	No	No	0	0	0	0	No	No	No	No	No	No	No
S12011	69th & Mohawk Pump Station	N/A	N/A	N/A	N/A	N/A	No	No	0	0	0	0	No	No	No	No	No	No	No
S12012	Cielo & Woodman Pump Station	N/A	N/A	N/A	N/A	N/A	No	No	0	0	0	0	No	No	No	No	No	Yes*	Yes*
S12013	Alvarado 2nd Extension Pipeline	N/A	N/A	N/A	N/A	N/A	No	No	0	0	0	0	No	No	No	No	No	No	No
S12015	PACIFIC BEACH PIPELINE SOUTH (W)	N/A	N/A	N/A	N/A	N/A	No	No	0	0	0	0	No	No	No	No	No	No	No
S12016	Otay 1st/2nd PPL West of Highland Avenue	N/A	N/A	N/A	N/A	N/A	No	No	0	0	0	0	No	No	No	No	No	No	No
S13008	Mohnike Adobe and Barn Restoration	N/A	N/A	N/A	N/A	No	No	No	0	0	0	0	No	No	No	No	No	No	No
S13015	Water & Sewer GJ 816 (W)	N/A	N/A	N/A	N/A	N/A	No	No	0	0	0	0	No	No	No	No	No	No	No
S13021	North University City Fire Station 50	LEED Silver	Photovoltaic (PV) Syst	N/A	CRSD Heat	7177 Shoreline Drive	Yes	No	0	TBD	0	TBD	No	Yes	No	No	No	No	No
S14006	El Cuervo Adobe Improvements	N/A	N/A	N/A	N/A	N/A	No	No	0	0	0	0	No	No	No	No	No	No	No
S14007	Salk Neighborhood Park & Joint Use Devel	N/A	N/A	Tree Canopy	CRSD Heat	No	No	No	0	0	0	0	No	No	No	No	No	No	No

Project ID	Project Name	CAP - LEED Building	CAP - Solar Component	CAP - Resilience	Climate Resilient SD (CRSD)	EV Location	EV Charging Infrastructure	EV Charging Station	Fleet EV Ready Spaces (City Vehicle)	Non-Fleet EV Capable Spaces (Public Veh)	Fleet Non-EV Ready Spaces (City Vehicle)	Total Number of EV and non-EV Spaces	Energy Storage	Renewable Energy	Energy Efficiency Improvement (Retrofit Only)	Microgrid	Equipment Electrification (Retrofit Only)	Fossil Fuel Equipment	ZEMBOP Exemption
S14017	Fire Station No. 51 Skyline Hills	LEED Silver	Photovoltaic (PV) Syst	N/A	N/A	TBD	Yes	Yes	TBD	TBD	TBD	TBD	No	Yes	No	No	No	No	No
S14018	Fairmount Avenue Fire Station	LEED Silver	Photovoltaic (PV) Syst	N/A	N/A	TBD	No	No	0	0	0	0	No	No	No	No	No	Yes*	Yes*
S14023	Pacific Highlands Ranch Branch Library	LEED Silver	Photovoltaic (PV) Syst	Tree Canopy	CRSD Heat	2911 Pacific Place, San	Yes	Yes	0	0	0	4	No	Yes	Yes	No	No	No	No
S15004	Rancho Mission Canyon Park Upgrades	N/A	N/A	Tree Canopy	CRSD Heat	6005 Larchwood Ave	No	No	0	0	0	0	No	No	No	No	No	No	No
S15007	Wangenheim Joint Use Facility	N/A	N/A	Tree Canopy	CRSD Heat	No	No	No	0	0	0	0	No	No	No	No	No	No	No
S15015	Fire Station 48	LEED Silver	Photovoltaic (PV) Syst	N/A	CRSD Heat	TBD	Yes	Yes	TBD	TBD	TBD	TBD	No	Yes	No	Yes	No	No	No
S15017	La Jolla Village/I-805 Landscape Maint	N/A	N/A	N/A	N/A	N/A	No	No	0	0	0	0	No	No	No	No	No	No	No
S15018	La Media Road Improvements	N/A	N/A	N/A	N/A	N/A	No	No	0	0	0	0	No	No	No	No	No	No	No
S15019	Alvarado Trunk Sewer Phase IV	N/A	N/A	N/A	N/A	N/A	No	No	0	0	0	0	No	No	No	No	No	No	No
S15020	Tecolote Canyon Trunk Sewer Improvement	N/A	N/A	N/A	N/A	N/A	No	No	0	0	0	0	No	No	No	No	No	No	No
S15028	Olive Grove Community Park ADA Improve	N/A	N/A	N/A	N/A	N/A	No	No	0	0	0	41	No	No	No	No	No	No	No
S15031	Egger/South Bay Comm Pk ADA Improvements	N/A	N/A	Tree Canopy	CRSD Heat	N/A	No	No	0	0	0	0	No	No	No	No	No	No	No
S15034	Junipero Serra Museum ADA Improvements	N/A	N/A	N/A	N/A	N/A	No	No	0	0	0	0	No	No	No	No	No	No	No
S15035	EB Scripps Park Comfort Stn Replacement	N/A	N/A	N/A	N/A	N/A	No	No	0	0	0	0	No	No	No	No	No	No	No
S15040	Golf Course Drive Improvements	N/A	N/A	N/A	N/A	N/A	No	No	0	0	0	0	No	No	No	No	No	No	No
S16012	East Village Green Phase 1	LEED Silver	Photovoltaic (PV) Syst	Tree Canopy	N/A	N/A	No	No	0	0	0	0	No	No	No	No	No	No	No
S16013	Children's Park Improvements	N/A	N/A	N/A	N/A	NO	No	No	0	0	0	0	No	No	No	No	No	No	No
S16027	Morena Pipeline	N/A	N/A	N/A	N/A	N/A	No	No	0	0	0	0	No	No	No	No	No	No	No
S16029	Carmel Valley CP - Turf Upgrades	N/A	N/A	Tree Canopy	CRSD Heat	N/A	No	No	0	0	0	0	No	No	Yes	No	No	No	No
S16031	Ocean Air CP Comfort Station & Park Impr	N/A	N/A	Tree Canopy	CRSD Heat	N/A	No	No	0	0	0	0	No	No	No	No	No	No	No
S16032	Solana Highlands NP-Comfort Station	N/A	N/A	N/A	N/A	N/A	No	No	0	0	0	0	No	No	No	No	No	No	No
S16033	Carmel Knoll NP-Comfort Station	N/A	N/A	N/A	N/A	N/A	No	No	0	0	0	0	No	No	No	No	No	No	No
S16034	Carmel Del Mar NP Comfort Station - Dev	N/A	N/A	N/A	N/A	N/A	No	No	0	0	0	0	No	No	No	No	No	No	No
S16035	Sage Canyon NP Improvements	N/A	N/A	N/A	N/A	5252 Harvest Run, San	Yes	No	0	1	0	1	No	No	Yes	No	No	No	No
S16036	Torrey Highlands Neighborhood Park Upgra	N/A	N/A	N/A	N/A	No	No	No	0	0	0	0	No	No	No	No	No	No	No
S16038	Carmel Grove NP-Comfort Station	N/A	N/A	N/A	N/A	N/A	No	No	0	0	0	0	No	No	No	No	No	No	No
S16047	Cañon Street Pocket Park	N/A	N/A	N/A	N/A	No	No	No	0	0	0	0	No	No	No	No	No	No	No
S16059	Park de La Cruz Community Ctr & Gym Bldg	N/A	N/A	N/A	N/A	N/A	No	No	0	0	0	0	No	No	No	No	No	No	No
S16061	Market St-47th St to Euclid Complete St	N/A	N/A	N/A	N/A	N/A	No	No	0	0	0	0	No	No	No	No	No	No	No
S17001	Talmadge Traffic Calming Infrastructure	N/A	N/A	N/A	N/A	N/A	No	No	0	0	0	0	No	No	No	No	No	No	No
S17009	101 Ash Improvements	N/A	N/A	N/A	N/A	N/A	No	No	0	0	0	0	No	No	No	No	No	No	No
S17012	NCWRP Improvements to 30 MGD	N/A	N/A	Local Water Supply	N/A	N/A	No	No	0	0	0	0	No	No	No	No	No	No	No
S17013	MBC Equipment Upgrades	N/A	N/A	Local Water Supply	N/A	N/A	No	No	0	0	0	0	No	No	No	No	No	No	No
S18000	Streamview Drive Improvements Phase 2	N/A	N/A	Tree Canopy	CRSD Heat	NO	No	No	0	0	0	0	No	No	No	No	No	No	No
S18001	University Avenue Complete Street Phase1	N/A	N/A	Tree Canopy	CRSD Heat	N/A	No	No	0	0	0	0	No	No	No	No	No	No	No
S18005	Police Range Refurbishment Phase II	N/A	N/A	N/A	N/A	N/A	No	No	0	0	0	0	No	No	No	No	No	No	No
S18006	Harbor Drive Trunk Sewer	N/A	N/A	N/A	N/A	N/A	No	No	0	0	0	0	No	No	No	No	No	No	No
S18007	Fire-Rescue Air Ops Facility - PH II	LEED Silver	Photovoltaic (PV) Syst	N/A	N/A	TBD	Yes	Yes	TBD	TBD	TBD	TBD	No	Yes	No	No	No	No	No
S19003	Torrey Pines Fire Station	LEED Silver	Photovoltaic (PV) Syst	N/A	N/A	10281 North Torrey P	Yes	Yes	TBD	0	TBD	17	No	Yes	No	No	No	Yes*	Yes*
S20001	Otay 2nd Pipeline Phase 4	N/A	N/A	N/A	N/A	N/A	No	No	N/A	0	0	0	No	No	No	No	No	No	No
S20003	Maple Canyon Storm Drain Upgrade	N/A	N/A	N/A	CRSD Flooding	N/A	No	No	0	0	0	0	No	No	No	No	No	No	No
S20005	Balboa Park Botanical Bldg Improvements	N/A	N/A	N/A	N/A	N/A	No	No	0	0	0	0	No	No	No	No	No	No	No
S20007	Jerabek Park Improvements	N/A	N/A	Tree Canopy	CRSD Heat	N/A	No	No	0	0	0	0	No	No	No	No	No	No	No
S20009	Kearny Mesa Facility Improvements	LEED Silver	Photovoltaic (PV) Syst	N/A	N/A	N/A	No	No	0	0	0	0	No	No	No	No	No	No	No
S20011	Ocean Beach Pier Improvements	N/A	N/A	N/A	N/A	N/A	No	No	0	0	0	0	No	No	No	No	No	No	No
S20012	Chollas Creek Oak Park Trail	N/A	N/A	N/A	N/A	N/A	No	No	0	0	0	0	No	No	No	No	No	No	No
S20015	Ocean Beach Branch Library	LEED Silver	Photovoltaic (PV) Syst	N/A	N/A	4801 Santa Monica Av	Yes	Yes	TBD	TBD	TBD	TBD	No	Yes	Yes	No	No	No	No
S21000	Otay 2nd Pipeline St Replacement Ph 5	N/A	N/A	N/A	N/A	N/A	No	No	0	0	0	0	No	No	No	No	No	No	No
S21003	EMTS Lab Remodel at NTC	LEED Silver	N/A	N/A	N/A	No	No	No	0	0	0	0	No	No	No	No	No	No	No
S21004	Rancho Bernardo Industrial Pump Stn Repl	N/A	N/A	N/A	N/A	N/A	No	No	0	0	0	0	No	No	No	Yes	No	Yes*	Yes*
S22001	North/South Metro Interceptors Rehab	N/A	N/A	N/A	N/A	N/A	No	No	0	0	0	0	No	No	No	No	No	No	No
S22002	Grove Neighborhood Park	N/A	N/A	Tree Canopy	CRSD Heat	N/A	Yes	No	0	0	0	53	No	No	Yes	No	No	No	No
S22004	John Baca Park	N/A	N/A	N/A	N/A	N/A	No	No	0	0	0	0	No	No	No	No	No	No	No
S22005	Alvarado Canyon Rd Realignment Project	N/A	N/A	N/A	N/A	N/A	No	No	0	0	0	0	No	No	No	No	No	No	No
S22007	Casa Del Prado Reconstruction	N/A	N/A	N/A	N/A	1800 El Prado, San Die	Yes	Yes	TBD	TBD	TBD	TBD	No	No	Yes	No	No	No	No
S22008	Upper Auburn Creek Revitalization	N/A	N/A	Local Water Supply	N/A	N/A	No	No	0	0	0	0	No	No	No	No	No	No	No
S22009	Chollas Creek Restn 54th St & Euclid Ave	N/A	N/A	Local Water Supply	N/A	N/A	No	No	0	0	0	0	No	No	No	No	No	No	No
S22010	Old Logan Heights Library Renovation	N/A	N/A	N/A	N/A	TBD	No	No	0	0	0	0	No	No	No	No	No	No	No
S22011	Oak Park Library	N/A	N/A	N/A	N/A	TBD	No	No	0	0	0	0	No	No	No	No	No	No	No
S23002	Lake Hodges Dam Replacement	N/A	N/A	N/A	N/A	N/A	No	No	0	0	0	0	No	No	No	No	No	No	No
S23005	Torrey Pines GC Clubhouse & Maintenance	N/A	Photovoltaic (PV) Syst	N/A	N/A	11480 N Torrey Pines	Yes	Yes	TBD	TBD	TBD	TBD	No	Yes	Yes	No	Yes	No	No
S23006	Sunset Cliffs Seawall Improvement	N/A	N/A	N/A	CRSD Sea Level Rise C	TBD	No	No	0	0	0	0	No	No	No	No	No	No	No
S23008	Beyer Park Development Phase II	N/A	N/A	Tree Canopy	CRSD Heat	2261 Enright Dr	Yes	No	0	0	0	24	No	No	Yes	No	No	No	No
S23011	Cypress Dr Cultural Corridor	N/A	N/A	N/A	N/A	N/A	No	No	0	0	0	0	No	No	No	No	No	No	No
S23012	Miramar WTP Residuals Redirection	N/A	N/A	N/A	N/A	N/A	No	No	0	0	0	0	No	No	No	No	No	No	No
S24000	Alvarado WTP Filter Gallery Piping Repl	N/A	N/A	Local Water Supply	N/A	N/A	No	No	0	0	0	0	No	No	No	No	No	No	No
S24001	Morena Dam Upstream Face Replacement	N/A	N/A	N/A	N/A	N/A	No	No	0	0	0	0	No	No	No	No	No	No	No
S24002	Barret Dam Outlet Bulkhead & Drawdown	N/A	N/A	N/A	N/A	N/A	No	No	0	0	0	0	No	No	No	No	No	No	No
S24003	Lower Otay Dam Outlet Improvements	N/A	N/A	N/A	N/A	N/A	No	No	0	0	0	0	No	No	No	No	No	No	No
S24004	West Valley River Crossing	N/A	N/A	N/A	N/A	N/A	No	No	0	0	0	0	No	No	No	No	No	No	No
S24006	Pump Station G & 17 Full Improvement	N/A	N/A	N/A	N/A	N/A	No	No	0	0	0	0	No	No	No	No	No	No	No
S24008	SD East of Rachael Ave SWD	N/A	N/A	N/A	N/A	N/A	No	No	0	0	0	0	No	No	No	No	No	No	No
S24011	Beta St Channel and SD Improvement	N/A	N/A	Local Water Supply	CRSD Flooding	N/A	No	No	0	0	0	0	No	No	No	No	No	Yes*	Yes*

Climate Action Plan (CAP) Related Codes

CLIMATE ACTION PLAN (CAP) - LEED Building

(Check)	Code	Description
	LEED Certified	Any project that is pursuing or has achieved LEED certification by the US Green Building Council (USGBC) of LEED Certified.
	LEED Gold	Any project that is pursuing or has achieved LEED certification by the US Green Building Council (USGBC) of LEED Gold.
	LEED Platinum	Any project that is pursuing or has achieved LEED certification by the US Green Building Council (USGBC) of LEED Platinum.
	LEED Silver	Any project that is pursuing or has achieved LEED certification by the US Green Building Council (USGBC) of LEED Silver.
	LEED Zero	Any project that is pursuing or has achieved LEED certification by the US Green Building Council (USGBC) of LEED Zero.
	N/A	Not Applicable

CLIMATE ACTION PLAN (CAP) - Solar Component

(Check)	Code	Description
	Photovoltaic (PV) System	Any project that includes a Photovoltaic (PV) system that captures and produces on-site solar renewable energy.
	N/A	Not Applicable

CLIMATE ACTION PLAN (CAP) - Resilience

(Check)	Code	Description
	Tree Canopy	Any project that includes new tree plantings, including but not limited to within right of way, along transportation network, and within parks. Include consideration for projects to redesign hardscape to accommodate more trees.
	Sequestration	Any project that includes carbon sequestration through habitat restoration. Including but not limited to salt marsh, tidal wetlands, and riparian habitats.
	Local Water Supply	Any project that supports the Pure Water Program, including but not limited to Pure Water, undergrounding of utilities, green infrastructure, and waterways restoration.
	N/A	Not Applicable

CLIMATE ACTION PLAN (CAP) - CLIMATE RESILIENT SD (CRSD)

(Climate resilience is the ability to anticipate, prepare for, and respond to hazardous events, trends, or disturbances related to climate. Climate resilience is often associated with acute events – such as heavy downpours, hurricanes, heat waves, severe droughts, or wildfires – or chronic events, like rising sea levels and worsening air quality. A project that has a climate resilience component mitigates any of these climate hazards.)

(Check)	Code	Description
	CRSD Sea Level Rise Component	Any project near the coast that addresses or mitigates the future impacts of rising sea levels, including coastal flooding and coastal erosion. Projected sea level rise is expected to increase and accelerate coastal flooding, coastal erosion, and storm surges. These coastal hazards may cause fragile sea cliffs to collapse, reduce beach width, and damage or destroy coastal property and ecosystems. An example of this could be a project that has appropriate setbacks from the coast in areas subject to sea level rise driven flood or a project that stabilizes eroding sea cliffs or bluffs. Particular consideration could be given for assets that were identified as medium or high vulnerability to coastal erosion or coastal flooding in the City's Climate Change Hazard Vulnerability Assessment.
	CRSD Flooding	Any project that addresses or mitigates the future impacts of flooding due to climate change. Projected changes in precipitation include more variability in rainfall events, more intense transitions from drought to deluges, and more intense rainfall events. An example of this could be a park designed to flood, a project elevated or with higher base flood elevation, a street that uses porous concrete that allows infiltration and reduces stormwater runoff, or a project designed with elevated equipment. Particular consideration could be given for assets that were identified as medium or high vulnerability to flooding in the City's Climate Change Hazard Vulnerability Assessment.

	CRSD Heat	Any project that addresses or mitigates the future impacts of heat due to climate change. Climate change projections indicate the San Diego will experience more frequent extreme heat days and increase in daily maximum temperatures. Heat waves are project to increase in frequency, duration, and magnitude. Examples of projects with heat mitigation components include: a building with a cool roof or green roof that reduces the heat island effect, a road median project that plants trees and increases the urban tree canopy coverage, additional shade structures, or materials design for future temperatures. Particular consideration could be given for assets that were identified as medium or high vulnerability to heat in the City's Climate Change Hazard Vulnerability Assessment.
	CRSD Wildfire	Any project that addresses or mitigates the future impacts of wildfire due to climate change. Climate change increases the key drivers of wildfire – high temperatures, dry conditions, and flammable vegetations. Climate change projections indicate that wildfires will occur more frequently, over a longer wildfire season, burn for longer, and have greater intensity. Examples of projects that mitigate the risk to wildfires includes: projects built with non-flammable materials, projects with vegetation and brush management, open space management, and inclusion of wildfire adaptation measures for facilities within very high fire hazard zones. Particular consideration could be given for assets that were identified as medium or high vulnerability to wildfire in the City's Climate Change Hazard Vulnerability Assessment.
	N/A	Not Applicable

EV / Energy Related Codes

EV LOCATION

(Check)	Address	Description
		Provide address for the project (i.e. 123 Alpha Street, San Diego CA 92101).

EV CHARGING INFRASTRUCTURE

(Check)	Code	Description
	Yes	Project includes construction of infrastructure (i.e. conduit, wiring, panel, meter, charging station, etc.) for electric vehicle or equipment charging.
	No	Project does not include construction of infrastructures.

EV CHARGING STATION

(Check)	Code	Description
	Yes	Project includes installation of physical EV charging stations.
	No	Project does not include installation of physical EV charging stations.

FLEET EV READY SPACES (City Vehicles)

(Check)	Number	Description
	Enter Quantity	Enter number of spaces reserved for City vehicles that have full circuit installations of panel capacity, raceway wiring, receptacle and circuit overprotection devices installed during construction to support future installation of EV charging stations.
	TBD	To Be Determined

NON-FLEET EV CAPABLE SPACES (Public Vehicles)

(Check)	Number	Description
	Enter Quantity	Enter number of spaces for public vehicles that have the electrical panel capacity and conduit installed during construction to support future installation of EV charging stations.
	TBD	To Be Determined

FLEET NON-EV READY SPACES (City Vehicles)

(Check)	Number	Description
	Enter Quantity	Enter number of spaces reserved for City vehicles without infrastructure to support future installation of EV charging stations.
	TBD	To Be Determined

TOTAL NUMBER OF EV AND NON-EV PARKING SPACES

(Check)	Number	Description
	Enter Quantity	Enter total number of parking spaces included in the project (both Fleet and Public, both EV capable/ready and non-EV capable/ready).

	TBD	To Be Determined
ENERGY STORAGE		
(Check)	Code	Description
	Yes	Project includes installation of batteries or other energy storage devices.
	No	Project does not include installation of batteries or other energy storage devices.
RENEWABLE ENERGY		
(Check)	Code	Description
	Yes	Project includes equipment for generating renewable energy (e.g. solar PV).
	No	Project does not include equipment for generating renewable energy.
ENERGY EFFICIENCY IMPROVEMENT (Retrofits Only)		
(Check)	Code	Description
	Yes	Project includes alterations to buildings or facilities done specifically to improve their energy efficiency.
	No	Project does not include alterations to buildings or facilities done specifically to improve their energy efficiency.
MICROGRID		
(Check)	Code	Description
	Yes	Projects that create an electricity microgrid (i.e. backup power source coupled with microgrid controls that allow a facility to “island” from the grid and continue to operate during a power outage) for a single building/facility OR a campus of multiple buildings/facilities.
	No	Project does not include creating an electricity microgrid.
EQUIPMENT ELECTRIFICATION (Retrofit Only)		
(Check)	Code	Description
	Yes	Projects that replace fossil fuel-powered equipment such as natural gas-fired furnaces and water heaters, generators, etc. with electric-powered or other clean energy-powered equipment.
	No	Project does not include replacing fossil fuel-powered equipment with electric or clean energy-powered equipment.
FOSSIL FUEL EQUIPMENT		
(Check)	Code	Description
	Yes	Project includes installation of new fossil fuel equipment or refurbishment of existing fossil fuel equipment such as natural gas-fired furnaces and water heaters, diesel generators, etc.; with electric-powered or other clean energy-powered equipment.
	No	Project does not include installation of new fossil fuel equipment or refurbishment of existing fossil fuel equipment.
ZEMBOP EXEMPTION Zero Emission Municipal Building and Operations Policy		
(Check)	Code	Description
	Yes	Project is an emergency shelter and exempt from ZEMBOP.
	No	Project does not include emergency shelter and is not exempt from ZEMBOP.