



Fiscal Year 2024 CAPER

Attachment 2: IDIS Reports

- PR-02: List of Activities by Grant
- PR-03: CDBG Activities Summary
- PR-23: CDBG/CDBG-CV Accomplishment Summary
- PR-23: HOME Accomplishment Summary
- PR-26: CDBG & CDBG-CV Financial Summary
- PR-29: Cash on Hand Reports
- PR-91: ESG/ESG-CV Financial Summary

U.S. Department of Housing and Urban Development
 Office of Community Planning and Development
 Integrated Disbursement and Information System
 List of Activities By Program Year And Project
 SAN DIEGO,CA

REPORT FOR CPD PROGRAM: HOME, ESG, HESG, CDBG
 PGM YR: 2023
 Formula and Competitive Grants only

Plan Year	IDIS Project	Project	IDIS Activity ID	Activity Name	Activity Status	Program	Funded Amount	Draw Amount	Balance
2023	1	CDBG Administration	7761	HUD ADMINISTRATION-24	Open	CDBG	\$5,087,257.24	\$718,620.50	\$4,368,636.74
			7762	FAIR HSG SERVICES-24	Open	CDBG	\$250,000.00	\$204,375.62	\$45,624.38
		Project Total					\$5,337,257.24	\$922,996.12	\$4,414,261.12
	2	Workforce Development	7727	KITCHENS 4 GOOD-PROJECT LAUNCH-24	Open	CDBG	\$180,000.00	\$180,000.00	\$0.00
		Project Total					\$180,000.00	\$180,000.00	\$0.00
	3	Community and Public Services	7722	EPISCOPAL CMTY SRVCS-24	Open	CDBG	\$93,000.00	\$58,573.59	\$34,426.41
			7723	FAMILY HLTH CTR-CITY HEIGHTS DENTAL-24	Canceled	CDBG	\$0.00	\$0.00	\$0.00
			7724	FAMILY HLTH CTR-SAFE POINT SD-24	Canceled	CDBG	\$0.00	\$0.00	\$0.00
			7725	FAMILY HLTH CTR-SAFE POINT SD-24	Open	CDBG	\$100,000.00	\$87,158.06	\$12,841.94
			7726	HOME START-BEHAV HLTH SVCS-24	Open	CDBG	\$122,898.00	\$111,211.95	\$11,686.05
			7728	LA MAESTRA FAMILY CLINIC-24	Open	CDBG	\$208,073.00	\$108,695.37	\$99,377.63
			7729	OCEAN DISCOVERY INSTITUTE-24	Open	CDBG	\$50,000.00	\$49,998.96	\$1.04
			7730	INTERFAITH-TRANSITIONAL-24	Open	CDBG	\$116,999.97	\$98,775.36	\$18,224.61
			7731	IRC-DIGITAL INCLUSION-24	Open	CDBG	\$138,508.00	\$38,995.25	\$99,512.75
			7732	MAMAS KITCHEN-MEALSERVICE-24	Open	CDBG	\$50,000.00	\$50,000.00	\$0.00
			7733	SERVING SENIORS-24	Canceled	CDBG	\$0.00	\$0.00	\$0.00
			7734	PAVING GREAT FUTURES-PS-24	Canceled	CDBG	\$0.00	\$0.00	\$0.00
			7735	TRAVELERS AID-SENIOR SOLUTIONS-24	Open	CDBG	\$120,000.00	\$119,997.38	\$2.62
			7736	VOICES FOR CHILDREN-24	Open	CDBG	\$100,016.00	\$100,016.00	\$0.00
			7738	REALITY CHANGERS-COLLEGE-24	Open	CDBG	\$58,978.80	\$58,978.80	\$0.00
	7739	ACCESS YOUTH ACADEMY-24	Open	CDBG	\$150,600.00	\$150,600.00	\$0.00		
	7740	BAYSIDE COMM CTR-SOCIAL SVCS-24	Open	CDBG	\$136,724.16	\$136,724.16	\$0.00		
	7741	CASA FAMILIAR-24	Open	CDBG	\$60,000.00	\$60,000.00	\$0.00		
		Project Total					\$1,505,797.93	\$1,229,724.88	\$276,073.05
	4	Economic Development	7737	ACCESS-MICROENTERPRISE PROGRAM-24	Open	CDBG	\$239,529.00	\$228,948.21	\$10,580.79
			7742	ACCESSITY-MICROENTERPRISE PROGRAM-24	Open	CDBG	\$223,771.00	\$223,771.00	\$0.00
			7743	ALLIANCE FOR AFRICAN ASSIST-MICROENT-24	Open	CDBG	\$244,352.30	\$200,577.09	\$43,775.21
			7744	KAREN ORG-MICROENTERPRISE SUPPORT-24	Open	CDBG	\$94,117.00	\$59,489.11	\$34,627.89
			7745	LHCDC-SUPPORTING EMRGING ENTRPRNRS-24	Open	CDBG	\$100,000.00	\$84,314.01	\$15,685.99
			7746	PAVING GREAT FUTURES-CED-24	Canceled	CDBG	\$0.00	\$0.00	\$0.00
			7747	SOMALI FAMILY-MICROENTERPRISE-24	Open	CDBG	\$246,500.00	\$213,522.63	\$32,977.37
			7748	SOUTHWESTERN-BUSINESS BASICS-24	Open	CDBG	\$320,957.05	\$299,107.49	\$21,849.56
			7749	IRC-LEAP-24	Open	CDBG	\$217,910.00	\$67,011.27	\$150,898.73
			7750	CITY SD NONPROFIT ACCELERATOR-24	Open	CDBG	\$1,451,458.00	\$0.00	\$1,451,458.00
		Project Total					\$3,138,594.35	\$1,376,740.81	\$1,761,853.54

U.S. Department of Housing and Urban Development
 Office of Community Planning and Development
 Integrated Disbursement and Information System
 List of Activities By Program Year And Project
 SAN DIEGO,CA

Plan Year	IDIS Project	Project	IDIS Activity ID	Activity Name	Activity Status	Program	Funded Amount	Draw Amount	Balance
2023	5	Public Facilities and Infrastructure	7768	CORAL GATE NP PLAYGROUND IMPRVMENTS	Open	CDBG	\$1,200,000.00	\$0.00	\$1,200,000.00
		Project Total					\$1,200,000.00	\$0.00	\$1,200,000.00
	6	Nonprofit Facility Improvements	7751	DREAMS FOR CHANGE-SAFE PARKING-24	Open	CDBG	\$310,040.00	\$0.00	\$310,040.00
			7752	NILE SISTERS-FAIRMONT CENTER-24	Open	CDBG	\$840,496.00	\$11,343.75	\$829,152.25
			7753	RISE UP-EXPANSION PROJECT-24	Open	CDBG	\$1,200,000.00	\$1,080,900.00	\$119,100.00
			7754	ST PAUL-PACE REASNER CAPITAL IMPRVMENTS-24	Canceled	CDBG	\$0.00	\$0.00	\$0.00
		Project Total					\$2,350,536.00	\$1,092,243.75	\$1,258,292.25
	7	Affordable Housing	7774	Encanto Gateway Affordable Housing Property Acquisition	Open	CDBG	\$3,600,000.00	\$3,600,000.00	\$0.00
		Project Total					\$3,600,000.00	\$3,600,000.00	\$0.00
	8	Homelessness	7763	SERVING SENIORS-TRANSITIONAL HOUSING-24	Open	CDBG	\$92,200.00	\$83,876.81	\$8,323.19
			7764	SD HSG COMM-DAY CENTER-24	Open	CDBG	\$541,250.00	\$541,250.00	\$0.00
			7765	SDHC-PAUL MIRABLE INTRM SHTR-24	Open	CDBG	\$245,477.00	\$245,477.00	\$0.00
			7766	SD HSG COMM-FAMILY SHELTER-24	Open	CDBG	\$531,351.00	\$531,351.00	\$0.00
		Project Total					\$1,410,278.00	\$1,401,954.81	\$8,323.19
	9	SDHC - HOME - HOMEOWNERSHIP	7775	3434 Del Sol Blvd #J San Diego, CA 92154, 3% Loan	Completed	HOME	\$56,805.00	\$56,805.00	\$0.00
			7776	1821 Doran St. San Diego, CA 92154, 3% Loan	Completed	HOME	\$33,045.00	\$33,045.00	\$0.00
			7777	753 Jacumba St. San Diego, CA 92114, 3% Loan	Completed	HOME	\$42,495.00	\$42,495.00	\$0.00
			7778	712 Encinitas Ave. San Diego, CA 92114, 3% Loan	Completed	HOME	\$44,475.00	\$44,475.00	\$0.00
			7784	1501 Front St. #314, San Diego, CA 92101, 3% Loan	Completed	HOME	\$51,187.00	\$51,187.00	\$0.00
			7785	6832 Quebec Ct. #2, San Diego, CA 92139, 3% Loan	Completed	HOME	\$27,875.00	\$27,875.00	\$0.00
			7787	2594 Caminito Avellano, San Diego, CA 92154, 3% Loan	Completed	HOME	\$39,125.00	\$39,125.00	\$0.00
			7789	3213 Midway Dr. #802, San Diego, CA 92110, 3% Loan	Completed	HOME	\$29,125.00	\$29,125.00	\$0.00
			7790	6120 Decena Dr. #212 San Diego, CA 92120, 3% Loan	Completed	HOME	\$24,085.00	\$24,085.00	\$0.00
			7791	420 Sears Ave, San Diego, CA 92114, 3% Loan	Completed	HOME	\$76,155.00	\$76,155.00	\$0.00
			7792	3030 Suncrest Dr. #504, San Diego, CA 92116, 3% Loan	Completed	HOME	\$33,085.00	\$33,085.00	\$0.00
			7793	3386 Wittman Way, San Diego, CA 92173, 3% Loan	Completed	HOME	\$91,625.00	\$91,625.00	\$0.00
			7794	1071 Madden Ave #D, San Diego, CA 92154, 3% Loan	Completed	HOME	\$31,475.00	\$31,475.00	\$0.00
			7795	4326 Copeland Ave #2, San Diego, CA 92105, 3% Loan	Completed	HOME	\$84,525.00	\$84,525.00	\$0.00
			7796	806 Merlin Dr. San Diego, CA 92114, 3% Loan	Completed	HOME	\$109,215.00	\$109,215.00	\$0.00
			7797	3840 Gamma St. San Diego, CA 92113, 3% Loan	Completed	HOME	\$137,875.00	\$137,875.00	\$0.00
			7802	3536 Del Sol Blvd #H, San Diego, CA 92154, 3% Loan	Completed	HOME	\$86,775.00	\$86,775.00	\$0.00
			7803	3556 Sunset Lane #35, San Diego, CA 92173, 3% Loan	Completed	HOME	\$86,026.00	\$86,026.00	\$0.00
		Project Total					\$1,084,973.00	\$1,084,973.00	\$0.00
	10	SDHC-HOME-ADMINISTRATION	7760	HOME-ADMIN-24	Open	HOME	\$601,763.40	\$365,471.08	\$236,292.32
			7779	Program Income Administration	Open	HOME	\$247,071.37	\$238,845.79	\$8,225.58
		Project Total					\$848,834.77	\$604,316.87	\$244,517.90

U.S. Department of Housing and Urban Development
 Office of Community Planning and Development
 Integrated Disbursement and Information System
 List of Activities By Program Year And Project
 SAN DIEGO,CA

Plan Year	IDIS Project	Project	IDIS Activity ID	Activity Name	Activity Status	Program	Funded Amount	Draw Amount	Balance
2023	11	SDHC-ESG ALL (includes admin)	7767	SD HSG COMM-HESG REHOUSING-24	Open	HESG	\$627,223.00	\$627,223.00	\$0.00
			7769	SDHC-HESG REHOUS	Open	HESG	\$339,746.00	\$332,055.43	\$7,690.57
			7770	ESG ADMIN-24	Open	HESG	\$78,402.00	\$78,402.00	\$0.00
		Project Total					\$1,045,371.00	\$1,037,680.43	\$7,690.57
	12	SDHC-HOME-RENTAL HOUSING	7757	Cortez Hill Apartments	Open	HOME	\$1,816,000.00	\$750,000.00	\$1,066,000.00
			7758	Mt. Etna Messina	Open	HOME	\$1,800,000.00	\$1,310,000.00	\$490,000.00
			7759	Mt. Etna Modica	Open	HOME	\$2,400,000.00	\$2,210,000.00	\$190,000.00
			7786	Harrington Heights Apartments	Open	HOME	\$6,300,000.00	\$5,750,000.00	\$550,000.00
			7788	Serenade Apartments	Open	HOME	\$1,700,000.00	\$1,500,000.00	\$200,000.00
		Project Total					\$14,016,000.00	\$11,520,000.00	\$2,496,000.00
		Program Total				CDBG	\$18,722,463.52	\$9,803,660.37	\$8,918,803.15
					HESG	\$1,045,371.00	\$1,037,680.43	\$7,690.57	
					HOME	\$15,949,807.77	\$13,209,289.87	\$2,740,517.90	
	2023 Total					\$35,717,642.29	\$24,050,630.67	\$11,667,011.62	
	Program Grand Total				CDBG	\$18,722,463.52	\$9,803,660.37	\$8,918,803.15	
					HESG	\$1,045,371.00	\$1,037,680.43	\$7,690.57	
					HOME	\$15,949,807.77	\$13,209,289.87	\$2,740,517.90	
	Grand Total					\$35,717,642.29	\$24,050,630.67	\$11,667,011.62	



U.S. Department of Housing and Urban Development
 Office of Community Planning and Development
 Integrated Disbursement and Information System
 CDBG Activity Summary Report (GPR) for Program Year 2023
 SAN DIEGO

Date: 25-Sep-2024
 Time: 19:38
 Page: 1

PGM Year: 2017
Project: 0003 - PUBLIC FACILITIES AND INFRASTRUCTURE
IDIS Activity: 7042 - PARK DE LA CRUZ COMMUNITY CTR-18
Status: Open
Location: 3901 Landis St San Diego, CA 92105-2428
Objective: Create suitable living environments
Outcome: Availability/accessibility
Matrix Code: Neighborhood Facilities (03E) **National Objective:** LMA

Activity to prevent, prepare for, and respond to Coronavirus: No

Initial Funding Date: 01/03/2018

Description:
 Interior and exterior tenant and Americans with Disabilities (ADA) improvements including renovation of restrooms and program spaces, installation of new fire suppression system, communication system, modular elevator, windows, HVAC systems, building roof, flooring, lighting and power systems.

Financing

	Fund Type	Grant Year	Grant	Funded Amount	Drawn In Program Year	Drawn Thru Program Year
CDBG	EN	2015	B15MC060542	\$3,336.80	\$0.00	\$3,336.80
		2016	B16MC060542	\$15,874.08	\$0.00	\$15,874.08
		2017	B17MC060542	\$2,065,851.60	\$143,266.75	\$2,065,851.60
		2019	B19MC060542	\$115.81	\$0.00	\$0.00
	PI			\$1,614,821.71	\$53,817.54	\$1,614,821.71
Total	Total			\$3,700,000.00	\$197,084.29	\$3,699,884.19

Proposed Accomplishments
 Public Facilities : 1
 Total Population in Service Area: 1,225
 Census Tract Percent Low / Mod: 94.29

Annual Accomplishments

Years	Accomplishment Narrative	# Benefitting
2020	For fiscal year 2021 closeout, construction has completed and project is serving clients. Total improvements include: Remodeling of existing restrooms make them ADA accessible, remodeling of existing locker/shower rooms into program spaces and storage, general renovation of all spaces within the building, includes new flooring, paint, ceiling and finishes, new lighting throughout, new HVAC systems throughout, code upgrades including widening doorways, signage, assistive listening systems, fire alarm system, upgrade of the HVAC and lighting controls system, installation of code compliant fire suppression system, fire safety improvements, new modular elevator to provide access to all levels of the building, HVAC system for the gymnasium, new windows and upgrade to steel windows, removal boilers and equipment that was serving the pool, which is now unused, exterior facade improvements include new stucco color coat, custom built-in gutter system, lobby upgrades to include rebuilding the front reception desk, specialty ceiling and wall treatments, roof replacements, interior furnishing, energy efficient interior lighting, furnishings, and related improvements.	



U.S. Department of Housing and Urban Development
 Office of Community Planning and Development
 Integrated Disbursement and Information System
 CDBG Activity Summary Report (GPR) for Program Year 2023
 SAN DIEGO

Date: 25-Sep-2024
 Time: 19:38
 Page: 2

PGM Year: 2017
Project: 0002 - ECONOMIC DEVELOPMENT/SMALL BUSINESS ASSISTANCE
IDIS Activity: 7046 - CITY SD-ED-BUS ASSISTANCE FUND-18
Status: Completed 6/28/2024 12:00:00 AM
Location: 1200 3rd Ave San Diego, CA 92101-4110
Objective: Create economic opportunities
Outcome: Availability/accessibility
Matrix Code: Micro-Enterprise Assistance (18C) **National Objective:** LMCMC

Activity to prevent, prepare for, and respond to Coronavirus: No

Initial Funding Date: 01/18/2018

Description:
 Funds for micro-enterprise business support services for potential small business loan clients and existing loan clients (served by the Small Business Revolving Loan Fund).

Financing

	Fund Type	Grant Year	Grant	Funded Amount	Drawn In Program Year	Drawn Thru Program Year
CDBG	PI			\$296,526.55	\$0.00	\$296,526.55
Total	Total			\$296,526.55	\$0.00	\$296,526.55

Proposed Accomplishments

Businesses : 100

Actual Accomplishments

Number assisted:

	Owner		Renter		Total		Person	
	Total	Hispanic	Total	Hispanic	Total	Hispanic	Total	Hispanic
White:	0	0	0	0	0	0	4	1
Black/African American:	0	0	0	0	0	0	2	0
Asian:	0	0	0	0	0	0	1	0
American Indian/Alaskan Native:	0	0	0	0	0	0	1	1
Native Hawaiian/Other Pacific Islander:	0	0	0	0	0	0	0	0
American Indian/Alaskan Native & White:	0	0	0	0	0	0	0	0
Asian White:	0	0	0	0	0	0	0	0
Black/African American & White:	0	0	0	0	0	0	0	0
American Indian/Alaskan Native & Black/African American:	0	0	0	0	0	0	0	0
Other multi-racial:	0	0	0	0	0	0	2	0
Asian/Pacific Islander:	0	0	0	0	0	0	0	0
Hispanic:	0	0	0	0	0	0	0	0
Total:	0	0	0	0	0	0	10	2



U.S. Department of Housing and Urban Development
 Office of Community Planning and Development
 Integrated Disbursement and Information System
 CDBG Activity Summary Report (GPR) for Program Year 2023
 SAN DIEGO

Date: 25-Sep-2024
 Time: 19:38
 Page: 3

Female-headed Households: 0 0 0

Income Category:

	Owner	Renter	Total	Person
Extremely Low	0	0	0	2
Low Mod	0	0	0	5
Moderate	0	0	0	3
Non Low Moderate	0	0	0	0
Total	0	0	0	10
Percent Low/Mod				100.0%

Annual Accomplishments

Years	Accomplishment Narrative	# Benefitting
2017	For Fiscal Year 2018, the CDC Small Business Finance worked with the City to define loan product, policy, and guidelines. Identified future partners in marketing the loan including Logan Heights CDC, San Ysidro Chamber of Commerce, San Diego Diamond BID, and City Heights CDC. Will continue to establish ongoing training with partners in LMI communities to pre-qualify prospective borrowers for the loan program.	



U.S. Department of Housing and Urban Development
 Office of Community Planning and Development
 Integrated Disbursement and Information System
 CDBG Activity Summary Report (GPR) for Program Year 2023
 SAN DIEGO

Date: 25-Sep-2024
 Time: 19:38
 Page: 4

PGM Year: 2018
Project: 0003 - Public Facilities and Infrastructure
IDIS Activity: 7223 - BAY TERRACES COMMUNITY CTR-19
Status: Open
Location: 7373 Tooma St San Diego, CA 92139-2938
Objective: Provide decent affordable housing
Outcome: Affordability
Matrix Code: Neighborhood Facilities (03E) **National Objective:** LMA

Activity to prevent, prepare for, and respond to Coronavirus: No

Initial Funding Date: 02/15/2019

Description:

Bay Terraces Community (Senior) Center: Project design will be completed with FY 2018 CDBG funds; In FY 2019 funds will be used to construct a new, approximately 3,500 square foot, senior center within the Bay Terraces Community Park.
 The new senior center amenities will include meeting rooms, restrooms, kitchen, a staff office and storage space.

Financing

	Fund Type	Grant Year	Grant	Funded Amount	Drawn In Program Year	Drawn Thru Program Year
CDBG	EN	2016	B16MC060542	\$177,845.93	\$0.00	\$177,845.93
		2017	B17MC060542	\$25,285.04	\$0.00	\$25,285.04
		2018	B18MC060542	\$744,249.86	\$0.00	\$744,249.86
	PI			\$3,371,882.95	\$0.00	\$3,371,882.95
Total	Total			\$4,319,263.78	\$0.00	\$4,319,263.78

Proposed Accomplishments

Public Facilities : 1
 Total Population in Service Area: 83,865
 Census Tract Percent Low / Mod: 53.60

Annual Accomplishments

Years	Accomplishment Narrative	# Benefitting
2018	For Fiscal year 2019 year end, construction is ongoing. Project will continue in FY 2020.	
2019	For Fiscal year 2020 year end, construction is ongoing. Project will continue in FY 2021.	



U.S. Department of Housing and Urban Development
Office of Community Planning and Development
Integrated Disbursement and Information System
CDBG Activity Summary Report (GPR) for Program Year 2023
SAN DIEGO

Date: 25-Sep-2024
Time: 19:38
Page: 5

Years	Accomplishment Narrative	# Benefitting
2020	<p>For Fiscal Year 2021 closeout, the project is complete and serving the community. CDBG funds were used for the construction (and previously funded the design) of a new senior/community center at Bay Terraces Community Park. The facility is 3,396 square feet and includes one multi-purpose room, commercial kitchen, office, accessible mens and womens restroom, a storage room for park maintenance equipment, janitor utility room with portable eyewash, a covered patio and trash enclosure.</p> <p>The paving surrounding the structure was completed to match the existing parking area. Completed exterior ADA upgrades include the walkway and ADA access from Tooma Street; sidewalk; commercial driveway and two (2) new curb ramps.</p> <p>New mechanical, electrical and plumbing system were installed, including providing gas and electric utilities and waterline and backflow preventer for the fire sprinkler system. All work met all Federal, State, and City accessibility laws and guidelines.</p> <p>The construction phase has been completed since October of 2020, and the Design Consultant is working on the Net Zero Energy Measurement & Verification process, that is anticipated to be completed by October of this year.</p> <p>Parks & Recreation staff also ordered and spread mulch on the northwest side of the building, planted a pollinator garden featuring native drought tolerant plants, ordered an interpretive sign for the pollinator garden, installed a new park monument at the entrance to the park, and replaced the picnic tables surrounding the park. The ribbon cutting was held on July 30, 2021 but the project remained open for Net Metering to be completed and retention to be released.</p>	



U.S. Department of Housing and Urban Development
 Office of Community Planning and Development
 Integrated Disbursement and Information System
 CDBG Activity Summary Report (GPR) for Program Year 2023
 SAN DIEGO

Date: 25-Sep-2024
 Time: 19:38
 Page: 6

PGM Year: 2018
Project: 0007 - Streetlights and Infrastructure
IDIS Activity: 7224 - CITY-ES-SMART STREET LIGHT-19
Status: Canceled 9/26/2023 2:07:32 PM
Location: 7373 Tooma St San Diego, CA 92139-2938
Objective: Create suitable living environments
Outcome: Availability/accessibility
Matrix Code: Street Improvements (03K) **National Objective:** LMA

Activity to prevent, prepare for, and respond to Coronavirus: No

Initial Funding Date: 04/02/2019

Description:
 Street Lighting Infrastructure: street lighting installation retrofitting throughout the City's CDBG-eligible services areas, in partnership with the City's Environmental Services Department and/or other priority infrastructure projects serving LMI communities/individuals, as identified and approved. Project cancelled and email per Frank Caballero from CPD HUD office in LA sent me this email on June 7, 2023 at 4:58pm: Angela with the guidance from Susan Walsh, I approved the IDIS activity 7224 that will allow the City of San Diego (City) the ability to cancel this activity.
 Angela reported the City canceled all program income vouchers for IDIS activities 7224 and 7048 and has returned Non federal funds for both activities to their local account for all entitlement funds and program income fund expended for IDIS activities 7224 and 7048.
 The City has submitted a general ledger detail report today that shows \$3,238,006.03 has been returned to their local account and reported on the phone today that this return is for all program income and CDBG funds expended for activities 7224 and 7048 and is identified with the unique CDBG chart of account code number by fund 600000 and grant number 1000003.
 We additionally require a work sheet that will show all CDBG and Program Income funds drawn for activities 7224 and 7048 and will correlate to the \$3,238,006.03 return.

Financing

	Fund Type	Grant Year	Grant	Funded Amount	Drawn In Program Year	Drawn Thru Program Year
CDBG	EN	2017	B17MC060542	\$826,168.65	\$0.00	\$826,168.65
		2018	B18MC060542	\$812,476.84	\$0.00	\$812,476.84
Total	Total			\$1,638,645.49	\$0.00	\$1,638,645.49

Proposed Accomplishments

People (General) : 1
 Total Population in Service Area: 8,275
 Census Tract Percent Low / Mod: 61.33

Annual Accomplishments

No data returned for this view. This might be because the applied filter excludes all data.



U.S. Department of Housing and Urban Development
Office of Community Planning and Development
Integrated Disbursement and Information System
CDBG Activity Summary Report (GPR) for Program Year 2023
SAN DIEGO

Date: 25-Sep-2024
Time: 19:38
Page: 7



U.S. Department of Housing and Urban Development
 Office of Community Planning and Development
 Integrated Disbursement and Information System
 CDBG Activity Summary Report (GPR) for Program Year 2023
 SAN DIEGO

Date: 25-Sep-2024
 Time: 19:38
 Page: 8

PGM Year: 2018
Project: 0006 - Grant and Loan Capital
IDIS Activity: 7240 - CITY SD-ED-CDC SM BUS FIN-CW ED MPACT-19
Status: Open
Location: 2448 Historic Decatur Rd Ste 200 San Diego, CA 92106-6116
Objective: Create economic opportunities
Outcome: Availability/accessibility
Matrix Code: Micro-Enterprise Assistance (18C) **National Objective:** LMJ

Activity to prevent, prepare for, and respond to Coronavirus: No

Initial Funding Date: 11/09/2018

Description:
 Small Business Revolving Loan Fund: Low-interest loan capital to selected Community Based Lending Organizations to provide loans to small businesses located in CDBG-eligible communities.

Financing

	Fund Type	Grant Year	Grant	Funded Amount	Drawn In Program Year	Drawn Thru Program Year
CDBG	EN	2018	B18MC060542	\$112,714.64	\$0.00	\$112,714.64
Total	Total			\$112,714.64	\$0.00	\$112,714.64

Proposed Accomplishments

Jobs : 28

Actual Accomplishments

Number assisted:

	Owner		Renter		Total		Person	
	Total	Hispanic	Total	Hispanic	Total	Hispanic	Total	Hispanic
White:	0	0	0	0	0	0	6	2
Black/African American:	0	0	0	0	0	0	1	0
Asian:	0	0	0	0	0	0	0	0
American Indian/Alaskan Native:	0	0	0	0	0	0	0	0
Native Hawaiian/Other Pacific Islander:	0	0	0	0	0	0	0	0
American Indian/Alaskan Native & White:	0	0	0	0	0	0	0	0
Asian White:	0	0	0	0	0	0	0	0
Black/African American & White:	0	0	0	0	0	0	0	0
American Indian/Alaskan Native & Black/African American:	0	0	0	0	0	0	0	0
Other multi-racial:	0	0	0	0	0	0	1	0
Asian/Pacific Islander:	0	0	0	0	0	0	0	0
Hispanic:	0	0	0	0	0	0	0	0



U.S. Department of Housing and Urban Development
 Office of Community Planning and Development
 Integrated Disbursement and Information System
 CDBG Activity Summary Report (GPR) for Program Year 2023
 SAN DIEGO

Date: 25-Sep-2024
 Time: 19:38
 Page: 9

Total:	0	0	0	0	0	0	8	2	
Female-headed Households:	0		0		0				
<i>Income Category:</i>									
	Owner	Renter	Total						Person
Extremely Low	0	0	0						3
Low Mod	0	0	0						3
Moderate	0	0	0						2
Non Low Moderate	0	0	0						0
Total	0	0	0						8
Percent Low/Mod									100.0%

Annual Accomplishments

Years	Accomplishment Narrative	# Benefitting
2018	For the first 6 months of Fiscal Year 2019, 8 clients have been assisted. Project will continue into the next fiscal year.	
2019	For fiscal year 2020, project is continuing to assist businesses but will move forward into fiscal year 2021.	



U.S. Department of Housing and Urban Development
 Office of Community Planning and Development
 Integrated Disbursement and Information System
 CDBG Activity Summary Report (GPR) for Program Year 2023
 SAN DIEGO

Date: 25-Sep-2024
 Time: 19:38
 Page: 10

PGM Year: 2018
Project: 0005 - Economic Development/Small Business Assistance
IDIS Activity: 7241 - CITY SD-ED-BUS ASSISTANCE FUND-19
Status: Completed 6/28/2024 12:00:00 AM
Location: 1200 3rd Ave San Diego, CA 92101-4110
Objective: Create economic opportunities
Outcome: Availability/accessibility
Matrix Code: Micro-Enterprise Assistance (18C) **National Objective:** LMCMC

Activity to prevent, prepare for, and respond to Coronavirus: No

Initial Funding Date: 11/09/2018

Description:
 Business Assistance Fund

Financing

	Fund Type	Grant Year	Grant	Funded Amount	Drawn In Program Year	Drawn Thru Program Year
CDBG	EN	2018	B18MC060542	\$300,000.00	\$0.00	\$300,000.00
Total	Total			\$300,000.00	\$0.00	\$300,000.00

Proposed Accomplishments

Businesses : 8

Actual Accomplishments

Number assisted:

	Owner		Renter		Total		Person	
	Total	Hispanic	Total	Hispanic	Total	Hispanic	Total	Hispanic
White:	0	0	0	0	0	0	6	2
Black/African American:	0	0	0	0	0	0	1	0
Asian:	0	0	0	0	0	0	0	0
American Indian/Alaskan Native:	0	0	0	0	0	0	0	0
Native Hawaiian/Other Pacific Islander:	0	0	0	0	0	0	0	0
American Indian/Alaskan Native & White:	0	0	0	0	0	0	0	0
Asian White:	0	0	0	0	0	0	0	0
Black/African American & White:	0	0	0	0	0	0	0	0
American Indian/Alaskan Native & Black/African American:	0	0	0	0	0	0	0	0
Other multi-racial:	0	0	0	0	0	0	1	0
Asian/Pacific Islander:	0	0	0	0	0	0	0	0
Hispanic:	0	0	0	0	0	0	0	0
Total:	0	0	0	0	0	0	8	2



U.S. Department of Housing and Urban Development
 Office of Community Planning and Development
 Integrated Disbursement and Information System
 CDBG Activity Summary Report (GPR) for Program Year 2023
 SAN DIEGO

Date: 25-Sep-2024
 Time: 19:38
 Page: 11

Female-headed Households: 0 0 0

Income Category:

	Owner	Renter	Total	Person
Extremely Low	0	0	0	3
Low Mod	0	0	0	3
Moderate	0	0	0	2
Non Low Moderate	0	0	0	0
Total	0	0	0	8
Percent Low/Mod	100.0%			

Annual Accomplishments

Years	Accomplishment Narrative	# Benefitting
2018	For the first 6 months of Fiscal Year 2019, 8 clients have been assisted. Project will continue into next fiscal year.	
2019	For fiscal year 2020, project is ongoing and assisting businesses. Project will continue into fiscal year 2021. The organization reported that this program and the job creation outcome was negatively impacted by COVID. The organization's staff continued to reach out and follow-up with those clients to confirm jobs created, but was unsuccessful connecting with them.	



U.S. Department of Housing and Urban Development
 Office of Community Planning and Development
 Integrated Disbursement and Information System
 CDBG Activity Summary Report (GPR) for Program Year 2023
 SAN DIEGO

Date: 25-Sep-2024
 Time: 19:38
 Page: 12

PGM Year: 2018
Project: 0005 - Economic Development/Small Business Assistance
IDIS Activity: 7242 - CITY SD-ED-EARLY-STAGE DEV ACCEL-19
Status: Open
Location: 404 Euclid Ave San Diego, CA 92114-2221
Objective: Provide decent affordable housing
Outcome: Affordability
Matrix Code: ED Technical Assistance (18B) **National Objective:** LMJ

Activity to prevent, prepare for, and respond to Coronavirus: No

Initial Funding Date: 06/23/2020

Description:

Financing

	Fund Type	Grant Year	Grant	Funded Amount	Drawn In Program Year	Drawn Thru Program Year
CDBG	EN	2019	B19MC060542	\$84,384.91	\$0.00	\$0.00
	PI			\$415,615.09	\$0.00	\$415,615.09
Total	Total			\$500,000.00	\$0.00	\$415,615.09

Proposed Accomplishments

Actual Accomplishments

Number assisted:

	Owner		Renter		Total		Person	
	Total	Hispanic	Total	Hispanic	Total	Hispanic	Total	Hispanic
White:	0	0	0	0	0	0		0
Black/African American:	0	0	0	0	0	0	0	0
Asian:	0	0	0	0	0	0	0	0
American Indian/Alaskan Native:	0	0	0	0	0	0	0	0
Native Hawaiian/Other Pacific Islander:	0	0	0	0	0	0	0	0
American Indian/Alaskan Native & White:	0	0	0	0	0	0	0	0
Asian White:	0	0	0	0	0	0	0	0
Black/African American & White:	0	0	0	0	0	0	0	0
American Indian/Alaskan Native & Black/African American:	0	0	0	0	0	0	0	0
Other multi-racial:	0	0	0	0	0	0	0	0
Asian/Pacific Islander:	0	0	0	0	0	0	0	0
Hispanic:	0	0	0	0	0	0	0	0
Total:	0	0	0	0	0	0	0	0



U.S. Department of Housing and Urban Development
 Office of Community Planning and Development
 Integrated Disbursement and Information System
 CDBG Activity Summary Report (GPR) for Program Year 2023
 SAN DIEGO

Date: 25-Sep-2024
 Time: 19:38
 Page: 14

PGM Year: 2017
Project: 0002 - ECONOMIC DEVELOPMENT/SMALL BUSINESS ASSISTANCE
IDIS Activity: 7301 - CITY SD-ED-EARLY STAGE DEV ACCEL-OPS-18
Status: Open
Location: 404 Euclid Ave San Diego, CA 92114-2221
Objective: Create economic opportunities
Outcome: Availability/accessibility
Matrix Code: ED Technical Assistance (18B) **National Objective:** LMJ

Activity to prevent, prepare for, and respond to Coronavirus: No

Initial Funding Date: 03/05/2019

Description:

Operations activities associated with Business Accelerator to create new jobs.

Financing

	Fund Type	Grant Year	Grant	Funded Amount	Drawn In Program Year	Drawn Thru Program Year
CDBG	PI			\$167,508.00	\$0.00	\$167,508.00
Total	Total			\$167,508.00	\$0.00	\$167,508.00

Proposed Accomplishments

Actual Accomplishments

Number assisted:

	Owner		Renter		Total		Person	
	Total	Hispanic	Total	Hispanic	Total	Hispanic	Total	Hispanic
White:	0	0	0	0	0	0		0
Black/African American:	0	0	0	0	0	0	0	0
Asian:	0	0	0	0	0	0	0	0
American Indian/Alaskan Native:	0	0	0	0	0	0	0	0
Native Hawaiian/Other Pacific Islander:	0	0	0	0	0	0	0	0
American Indian/Alaskan Native & White:	0	0	0	0	0	0	0	0
Asian White:	0	0	0	0	0	0	0	0
Black/African American & White:	0	0	0	0	0	0	0	0
American Indian/Alaskan Native & Black/African American:	0	0	0	0	0	0	0	0
Other multi-racial:	0	0	0	0	0	0	0	0
Asian/Pacific Islander:	0	0	0	0	0	0	0	0
Hispanic:	0	0	0	0	0	0	0	0
Total:	0	0	0	0	0	0	0	0
Female-headed Households:	0		0		0			



U.S. Department of Housing and Urban Development
 Office of Community Planning and Development
 Integrated Disbursement and Information System
 CDBG Activity Summary Report (GPR) for Program Year 2023
 SAN DIEGO

Date: 25-Sep-2024
 Time: 19:38
 Page: 15

Income Category:

	Owner	Renter	Total	Person
Extremely Low	0	0	0	0
Low Mod	0	0	0	0
Moderate	0	0	0	0
Non Low Moderate	0	0	0	0
Total	0	0	0	0
Percent Low/Mod				

Annual Accomplishments

Years	Accomplishment Narrative	# Benefiting
2017	This project is tied to #7337(FY2021 CDBG agreement using FY2020 funds). Accomplishments will be recorded in #7337.	



U.S. Department of Housing and Urban Development
 Office of Community Planning and Development
 Integrated Disbursement and Information System
 CDBG Activity Summary Report (GPR) for Program Year 2023
 SAN DIEGO

Date: 25-Sep-2024
 Time: 19:38
 Page: 16

PGM Year: 2019
Project: 0001 - CDBG Administration
IDIS Activity: 7323 - HUD ADMINISTRATION-20
Status: Completed 11/29/2021 12:00:00 AM
Location: ,
Objective:
Outcome:
Matrix Code: General Program Administration (21A) **National Objective:**

Activity to prevent, prepare for, and respond to Coronavirus: No

Initial Funding Date: 08/29/2019

Description:
 General CDBG admin costs

Financing

	Fund Type	Grant Year	Grant	Funded Amount	Drawn In Program Year	Drawn Thru Program Year
CDBG	EN	2016	B16MC060542	\$117,830.41	\$0.00	\$117,830.41
		2018	B18MC060542	\$40,230.77	\$0.00	\$40,230.77
		2019	B19MC060542	\$36,188.66	\$0.00	\$36,188.66
	PI			\$5,958,851.32	\$302.23	\$5,958,851.32
Total	Total			\$6,153,101.16	\$302.23	\$6,153,101.16

Proposed Accomplishments

Actual Accomplishments

Number assisted:

	Owner		Renter		Total		Person	
	Total	Hispanic	Total	Hispanic	Total	Hispanic	Total	Hispanic
White:					0	0		
Black/African American:					0	0		
Asian:					0	0		
American Indian/Alaskan Native:					0	0		
Native Hawaiian/Other Pacific Islander:					0	0		
American Indian/Alaskan Native & White:					0	0		
Asian White:					0	0		
Black/African American & White:					0	0		
American Indian/Alaskan Native & Black/African American:					0	0		
Other multi-racial:					0	0		
Asian/Pacific Islander:					0	0		
Hispanic:					0	0		



U.S. Department of Housing and Urban Development
 Office of Community Planning and Development
 Integrated Disbursement and Information System
 CDBG Activity Summary Report (GPR) for Program Year 2023
 SAN DIEGO

Date: 25-Sep-2024
 Time: 19:38
 Page: 17

Total: 0 0 0 0 0 0 0 0
 Female-headed Households: 0

Income Category:

	Owner	Renter	Total	Person
Extremely Low			0	
Low Mod			0	
Moderate			0	
Non Low Moderate			0	
Total	0	0	0	0
Percent Low/Mod				

Annual Accomplishments

No data returned for this view. This might be because the applied filter excludes all data.



U.S. Department of Housing and Urban Development
 Office of Community Planning and Development
 Integrated Disbursement and Information System
 CDBG Activity Summary Report (GPR) for Program Year 2023
 SAN DIEGO

Date: 25-Sep-2024
 Time: 19:38
 Page: 18

PGM Year: 2019
Project: 0004 - Affordable Housing and Residential Rehabilitation CDBG
IDIS Activity: 7328 - GRID ALTERNATIVES-SINGLE FAMILY-20
Status: Open **Objective:** Provide decent affordable housing
Location: 1171 Ocean Ave Oakland, CA 94608-1147 **Outcome:** Availability/accessibility
Matrix Code: Rehab; Single-Unit Residential (14A) **National Objective:** LMH

Activity to prevent, prepare for, and respond to Coronavirus: No

Initial Funding Date: 09/25/2019

Description:
 Offers sustainability-focused rehabilitation services to low to moderate-income single-family households in San Diego.

Financing

	Fund Type	Grant Year	Grant	Funded Amount	Drawn In Program Year	Drawn Thru Program Year
CDBG	EN	2016	B16MC060542	\$3,794.30	\$0.00	\$3,794.30
		2017	B17MC060542	\$148,190.38	\$0.00	\$148,190.38
		2018	B18MC060542	\$120,310.84	\$0.00	\$120,310.84
		2019	B19MC060542	\$1,430,365.24	\$395,921.69	\$435,222.50
	PI			\$797,339.24	\$0.00	\$797,290.04
Total	Total			\$2,500,000.00	\$395,921.69	\$1,504,808.06

Proposed Accomplishments

Housing Units : 80

Actual Accomplishments

Number assisted:

	Owner		Renter		Total		Person	
	Total	Hispanic	Total	Hispanic	Total	Hispanic	Total	Hispanic
White:	18	6	0	0	18	6	0	0
Black/African American:	8	0	0	0	8	0	0	0
Asian:	1	0	0	0	1	0	0	0
American Indian/Alaskan Native:	0	0	0	0	0	0	0	0
Native Hawaiian/Other Pacific Islander:	1	0	0	0	1	0	0	0
American Indian/Alaskan Native & White:	0	0	0	0	0	0	0	0
Asian White:	0	0	0	0	0	0	0	0
Black/African American & White:	0	0	0	0	0	0	0	0
American Indian/Alaskan Native & Black/African American:	0	0	0	0	0	0	0	0
Other multi-racial:	2	1	0	0	2	1	0	0



U.S. Department of Housing and Urban Development
 Office of Community Planning and Development
 Integrated Disbursement and Information System
 CDBG Activity Summary Report (GPR) for Program Year 2023
 SAN DIEGO

Date: 25-Sep-2024
 Time: 19:38
 Page: 19

Asian/Pacific Islander:	0	0	0	0	0	0	0	0
Hispanic:	0	0	0	0	0	0	0	0
Total:	30	7	0	0	30	7	0	0
Female-headed Households:	21		0		21			

Income Category:

	Owner	Renter	Total	Person
Extremely Low	7	0	7	0
Low Mod	14	0	14	0
Moderate	8	0	8	0
Non Low Moderate	0	0	0	0
Total	29	0	29	0
Percent Low/Mod	100.0%		100.0%	

Annual Accomplishments

Years	Accomplishment Narrative	# Benefiting
2019	For the first 6 months of Fiscal Year 2020, 16 clients have been assisted. Project will continue into fiscal year 2021.	
2020	For Fiscal year 2021 year end, 29 homes have been repaired for a total of 45 for two fiscal years. Reporting requirements are still outstanding and project will continue into fiscal year 2022.	
2021	Add updated narrative.	



U.S. Department of Housing and Urban Development
 Office of Community Planning and Development
 Integrated Disbursement and Information System
 CDBG Activity Summary Report (GPR) for Program Year 2023
 SAN DIEGO

Date: 25-Sep-2024
 Time: 19:38
 Page: 20

PGM Year: 2019
Project: 0005 - Economic Development
IDIS Activity: 7333 - CITY SD-ED BUS ASSISTANCE FUND-20
Status: Canceled 6/28/2024 12:00:00 AM
Location: 1200 3rd Ave San Diego, CA 92101-4110
Objective: Create economic opportunities
Outcome: Availability/accessibility
Matrix Code: Micro-Enterprise Assistance (18C) **National Objective:** LMCMC

Activity to prevent, prepare for, and respond to Coronavirus: No

Initial Funding Date: 11/18/2020

Description:
 Activity cancelled as subrecipient was unable to implement due to COVID impacts.

Financing
 No data returned for this view. This might be because the applied filter excludes all data.

Proposed Accomplishments

Actual Accomplishments

<i>Number assisted:</i>	Owner		Renter		Total		Person	
	Total	Hispanic	Total	Hispanic	Total	Hispanic	Total	Hispanic
White:	0	0	0	0	0	0		0
Black/African American:	0	0	0	0	0	0	0	0
Asian:	0	0	0	0	0	0	0	0
American Indian/Alaskan Native:	0	0	0	0	0	0	0	0
Native Hawaiian/Other Pacific Islander:	0	0	0	0	0	0	0	0
American Indian/Alaskan Native & White:	0	0	0	0	0	0	0	0
Asian White:	0	0	0	0	0	0	0	0
Black/African American & White:	0	0	0	0	0	0	0	0
American Indian/Alaskan Native & Black/African American:	0	0	0	0	0	0	0	0
Other multi-racial:	0	0	0	0	0	0	0	0
Asian/Pacific Islander:	0	0	0	0	0	0	0	0



U.S. Department of Housing and Urban Development
 Office of Community Planning and Development
 Integrated Disbursement and Information System
 CDBG Activity Summary Report (GPR) for Program Year 2023
 SAN DIEGO

Date: 25-Sep-2024
 Time: 19:38
 Page: 21

Hispanic:	0	0	0	0	0	0	0	0
Total:	0	0	0	0	0	0	0	0
Female-headed Households:	0		0		0			

Income Category:

	Owner	Renter	Total	Person
Extremely Low	0	0	0	0
Low Mod	0	0	0	0
Moderate	0	0	0	0
Non Low Moderate	0	0	0	0
Total	0	0	0	0
Percent Low/Mod				

Annual Accomplishments

Years	Accomplishment Narrative	# Benefiting
2019	Accomplishments reported in IDIS # 7241.	



U.S. Department of Housing and Urban Development
 Office of Community Planning and Development
 Integrated Disbursement and Information System
 CDBG Activity Summary Report (GPR) for Program Year 2023
 SAN DIEGO

Date: 25-Sep-2024
 Time: 19:38
 Page: 22

PGM Year: 2019
Project: 0005 - Economic Development
IDIS Activity: 7337 - CITY SD-EARLY STAGE DEV ACCEL-20
Status: Open
Location: 1200 3rd Ave San Diego, CA 92101-4110
Objective: Create economic opportunities
Outcome: Availability/accessibility
Matrix Code: ED Technical Assistance (18B) **National Objective:** LMJ

Activity to prevent, prepare for, and respond to Coronavirus: No

Initial Funding Date: 11/17/2020

Description:

Small business incubator, within an LMI community focused on emerging small businesses with the potential to creat jobs for LMI residents.

Financing

	Fund Type	Grant Year	Grant	Funded Amount	Drawn In Program Year	Drawn Thru Program Year
CDBG	EN	2019	B19MC060542	\$45,288.47	\$0.00	\$0.00
	PI			\$454,711.53	\$0.00	\$454,711.53
Total	Total			\$500,000.00	\$0.00	\$454,711.53

Proposed Accomplishments

Jobs : 23

Actual Accomplishments

Number assisted:

	Owner		Renter		Total		Person	
	Total	Hispanic	Total	Hispanic	Total	Hispanic	Total	Hispanic
White:	0	0	0	0	0	0	6	2
Black/African American:	0	0	0	0	0	0	1	0
Asian:	0	0	0	0	0	0	2	0
American Indian/Alaskan Native:	0	0	0	0	0	0	0	0
Native Hawaiian/Other Pacific Islander:	0	0	0	0	0	0	1	0
American Indian/Alaskan Native & White:	0	0	0	0	0	0	0	0
Asian White:	0	0	0	0	0	0	0	0
Black/African American & White:	0	0	0	0	0	0	0	0
American Indian/Alaskan Native & Black/African American:	0	0	0	0	0	0	0	0
Other multi-racial:	0	0	0	0	0	0	6	4
Asian/Pacific Islander:	0	0	0	0	0	0	0	0
Hispanic:	0	0	0	0	0	0	0	0



U.S. Department of Housing and Urban Development
 Office of Community Planning and Development
 Integrated Disbursement and Information System
 CDBG Activity Summary Report (GPR) for Program Year 2023
 SAN DIEGO

Date: 25-Sep-2024
 Time: 19:38
 Page: 23

Total:	0	0	0	0	0	0	16	6	
Female-headed Households:	0		0		0				
<i>Income Category:</i>									
	Owner	Renter	Total						Person
Extremely Low	0	0	0						7
Low Mod	0	0	0						6
Moderate	0	0	0						3
Non Low Moderate	0	0	0						0
Total	0	0	0						16
Percent Low/Mod									100.0%

Annual Accomplishments

Years	Accomplishment Narrative	# Benefitting
2019	This program was unable to meet their goal given it was severely impacted by COVID as services and operations were reduced to minimal levels. Many of the clients/businesses had to close doors and release/let go staff they had hired and/or retained. NOTE: Those jobs were not counted here as client demographics and outcomes were difficult to obtain from the businesses.	



U.S. Department of Housing and Urban Development
 Office of Community Planning and Development
 Integrated Disbursement and Information System
 CDBG Activity Summary Report (GPR) for Program Year 2023
 SAN DIEGO

Date: 25-Sep-2024
 Time: 19:38
 Page: 24

PGM Year: 2019
Project: 0008 - Public Infrastructure Improvements
IDIS Activity: 7350 - CITY SD SE MINI PARK IMP-20
Status: Open
Location: 4105 Gamma St San Diego, CA 92113-4115
Objective: Create suitable living environments
Outcome: Availability/accessibility
Matrix Code: Parks, Recreational Facilities (03F) **National Objective:** LMA

Activity to prevent, prepare for, and respond to Coronavirus: No

Initial Funding Date: 08/29/2019

Description:

Provides for the replacement of playground equipment, paths of travel, picnic tables and benches at four mini parks (Island Ave. Mini Park:3014 Island Avenue, SD CA 92102 CIP#L16000.2 IDIS #7467 Clay Ave. Mini Park 3157 Clay Avenue, SD CA 92102 CIP#L16000.5 IDIS #7616 J St. Mini Park 3291 J St, SD CA 92102 CIP#L16000.6 Gamma St. Mini Park 4105 Gamma St., SD CA 92113 CIP#L16000.1) within the Southeastern Community Planning Area. The proposed improvement will make each park location ADA accessible.

Financing

	Fund Type	Grant Year	Grant	Funded Amount	Drawn In Program Year	Drawn Thru Program Year
CDBG	EN	2017	B17MC060542	\$73,698.00	\$73,698.00	\$73,698.00
		2019	B19MC060542	\$1,136,487.84	\$517,059.42	\$1,019,160.25
	PI			\$3,389,814.16	\$124,416.58	\$3,389,814.16
Total	Total			\$4,600,000.00	\$715,174.00	\$4,482,672.41

Proposed Accomplishments

Total Population in Service Area: 675
 Census Tract Percent Low / Mod: 77.04

Annual Accomplishments

No data returned for this view. This might be because the applied filter excludes all data.



U.S. Department of Housing and Urban Development
 Office of Community Planning and Development
 Integrated Disbursement and Information System
 CDBG Activity Summary Report (GPR) for Program Year 2023
 SAN DIEGO

Date: 25-Sep-2024
 Time: 19:38
 Page: 25

PGM Year: 2019
Project: 0003 - Community and Public Services
IDIS Activity: 7361 - CITY SD LIB-LIBRARY NEXT-20

Status: Completed 10/27/2023 12:00:00 AM Objective: Create suitable living environments
 Location: 330 Park Blvd San Diego, CA 92101-7416 Outcome: Availability/accessibility
 Matrix Code: Youth Services (05D) National Objective: LMC

Activity to prevent, prepare for, and respond to Coronavirus: No

Initial Funding Date: 12/11/2019

Description:
 Funds an existing program sponsored by the City of San Diego Library, in collaboration with UC San Diego Extension and Sally Ride Science, to expand STEM educational opportunities in LMI communities for students.

Financing

	Fund Type	Grant Year	Grant	Funded Amount	Drawn In Program Year	Drawn Thru Program Year
CDBG	EN	2019	B19MC060542	\$12,100.00	\$0.00	\$12,100.00
	PI			\$237,900.00	\$0.00	\$237,900.00
Total	Total			\$250,000.00	\$0.00	\$250,000.00

Proposed Accomplishments

People (General) : 450

Actual Accomplishments

Number assisted:

	Owner		Renter		Total		Person	
	Total	Hispanic	Total	Hispanic	Total	Hispanic	Total	Hispanic
White:	0	0	0	0	0	0	88	38
Black/African American:	0	0	0	0	0	0	12	1
Asian:	0	0	0	0	0	0	47	4
American Indian/Alaskan Native:	0	0	0	0	0	0	4	3
Native Hawaiian/Other Pacific Islander:	0	0	0	0	0	0	1	0
American Indian/Alaskan Native & White:	0	0	0	0	0	0	0	0
Asian White:	0	0	0	0	0	0	14	2
Black/African American & White:	0	0	0	0	0	0	0	0
American Indian/Alaskan Native & Black/African American:	0	0	0	0	0	0	0	0
Other multi-racial:	0	0	0	0	0	0	40	26
Asian/Pacific Islander:	0	0	0	0	0	0	0	0



U.S. Department of Housing and Urban Development
 Office of Community Planning and Development
 Integrated Disbursement and Information System
 CDBG Activity Summary Report (GPR) for Program Year 2023
 SAN DIEGO

Date: 25-Sep-2024
 Time: 19:38
 Page: 26

Hispanic:	0	0	0	0	0	0	0	0
Total:	0	0	0	0	0	0	206	74

Female-headed Households: 0 0 0 0

Income Category:

	Owner	Renter	Total	Person
Extremely Low	0	0	0	53
Low Mod	0	0	0	43
Moderate	0	0	0	27
Non Low Moderate	0	0	0	83
Total	0	0	0	206
Percent Low/Mod				59.7%

Annual Accomplishments

Years	Accomplishment Narrative	# Benefitting
2019	<p>As of December 2019, 142 clients have been assisted. For Fiscal Year 2020 closeout report, 206 clients were assisted. The Library NEXT STEAM Programs funded through CDBG served students in STEAM field subjects. The programs were well received and were hosted in 11 LMI San Diego communities. Students from 3rd through 12th grade participate in a variety of subjects, such as Python Programming, The Intertidal Zone: Where Land Meets Sea, Quest for Space (students perform science experiments, send them to the International Space Station and then receive their results), Virtual Exploration for a Sustainable World, Stephen Hawking: Dark Holes and the Science of Space and Time, among many others. There were 62 different subjects that the Youth Services Librarians could choose from after determining which courses their local community desired. This was determined by outreach in to the community, parent input, and student input in conjunction with statistical data from previous programs.</p> <p>Library NEXt was also host to several six-session Admit One series throughout the 9 months that the Library was open. These SAT Test Prep courses were always full with an overflow of students on waiting lists. These students were accepted on first come first-served basis and with the ones who did not get in given top priority for the next series. The students took both pre-and post-tests to determine their their strengths and weaknesses to allow for studying in more concentrated areas. There were students in grades 9-12 who participated. Finally, Library NEXt hosted three Program Your Future series. These programs run for 9 months in a series of 3 sections focusing on coding and programming. Programs such as HTML5, Javascript, IOS and more were taught. This pram is for High School aged youth and offers them an opportunity to be taught relevant programming by industry experts, professional workforce training, Certification from UCSD Extension and 3 units of pre-college credit for completing all three sections.</p> <p>The third series, hosted by the San Ysidro Branch Library was unfortunately cut short due to COVID-19 and Library closures. After we reopen and it is safe to host programs, we fully intend to repeat this program at the San Ysidro Library, giving the youth who attended previously priority. A new addition to this course this past year was the opportunity for parents to attend. While they were not official students, they could join their teen whenever possible to be able to gain knowledge of the programs and spend time with their teen in a positive environment. Aside from the courses being cut short mid-March, the programs were a great success. We had many repeat students but we also had many new ones. We saw some students move from the middle school STEAM courses to the High School ones, taking advantage of the Admit One SAT Test Preparation courses in anticipation of applying for colleges and universities. There was definitely a strengthened awareness of these invaluable opportunities to be taken advantage of at local libraries.</p>	



U.S. Department of Housing and Urban Development
 Office of Community Planning and Development
 Integrated Disbursement and Information System
 CDBG Activity Summary Report (GPR) for Program Year 2023
 SAN DIEGO

Date: 25-Sep-2024
 Time: 19:38
 Page: 27

Years	Accomplishment Narrative	# Benefitting
2020	For Fiscal Year 2021 year end report, a total of 206 clients were assisted. Project will not complete in fiscal year 2021 and will continue into the next year.	
2021	<p>For fiscal year 2022 closeout report, 206 clients have been assisted through the project. The Library NEXT STEAM Programs funded through CDBG served students in STEAM field subjects. The programs were well received and were hosted in 11 LMI San Diego communities. We has students from 3rd through 12th grade participate in a variety of subjects, such as Python Programming, The Intertidal Zone: Where Land Meets Sea, Quest for Space (students perform science experiments, send them to the Interntional Space Station and then receive their results), Virtual Exploration for a Sustianable World, Stephen Hawking: Dark Holes and the Science of Space and Time, among many others. There were 62 different subjects that the Youth Services Librarians could choose from after determining which courses their local community desired. This was determined by outreach in to the community, parent input, and student input in conjunction with statistical data from previous programs.
 Library NExT was also host to several six-session Admit One series throughout the 9 months that the Library was open. These SAT Test Prep courses were always full with an overflow of students on waiting lists. These students were accepted on first come first-served basis and with the ones who did not get in given top priority for the next series. The students took both pre-and post-tests to determine their their strengths and weaknesses to allow for studying in more concentratd areas. There were students in grades 9-12 who participated. Finally, Library NExT hosted three Progam Your Future series. These programs run for 9 months in a series of 3 sections focusing on coding and programming. Programs such as HTML5, Javascript, IOS and more were taught. This pram is for High School aged youth and offers them an opportunity to be taught relevent programming by industry experts, professional workforce training, Certification from UCSD Extension and 3 units of pre-college credit for completing all three sections.
</p> <p>The third series, hosted by the San Ysidro Branch Llbrary was unfortunately cut short due to COVID-19 and Library closures. After we reopen and it is safe to host programs, we fully intend to repeat this program at the San Ysidro Library, giving the youth who attended previously priority. A new addition to this course this past year was the opportunity for parents to attend. While they were not official students, they could join their teen whenever possible to be able to gain knowledge of the programs and spend time with their teen in a positive environment. Aside from the courses being cut short mid-March, the programs were a great success. We had many repeat students but we also had many new ones. We saw some students move from the middle school STEAM courses to the High School ones, taking advantage of the Admit One SAT Test Preparation courses in anticipation of applying for colleges and universities. There was definitely a strengthened awareness of these invaluable opportunities to be taken advantage of at one's local library!</p>	



U.S. Department of Housing and Urban Development
 Office of Community Planning and Development
 Integrated Disbursement and Information System
 CDBG Activity Summary Report (GPR) for Program Year 2023
 SAN DIEGO

Date: 25-Sep-2024
 Time: 19:38
 Page: 28

PGM Year: 2019
Project: 0003 - Community and Public Services
IDIS Activity: 7372 - SD PRO ART VOICES-YOUTH CHORAL-20
Status: Completed 9/4/2024 2:40:11 PM
Location: ,
Objective:
Outcome:
Matrix Code: General Program Administration (21A) **National Objective:**

Activity to prevent, prepare for, and respond to Coronavirus: No

Initial Funding Date: 12/11/2019

Description:
 Expands a year-long program for students to develop knowledge, proficiency, leadership, and entrepreneurship skills through choral music education and performance.

Financing

	Fund Type	Grant Year	Grant	Funded Amount	Drawn In Program Year	Drawn Thru Program Year
CDBG	PI			\$35,402.50	\$0.00	\$35,402.50
Total	Total			\$35,402.50	\$0.00	\$35,402.50

Proposed Accomplishments

Actual Accomplishments

Number assisted:

	Owner		Renter		Total		Person	
	Total	Hispanic	Total	Hispanic	Total	Hispanic	Total	Hispanic
White:					0	0		
Black/African American:					0	0		
Asian:					0	0		
American Indian/Alaskan Native:					0	0		
Native Hawaiian/Other Pacific Islander:					0	0		
American Indian/Alaskan Native & White:					0	0		
Asian White:					0	0		
Black/African American & White:					0	0		
American Indian/Alaskan Native & Black/African American:					0	0		
Other multi-racial:					0	0		
Asian/Pacific Islander:					0	0		
Hispanic:					0	0		
Total:	0	0	0	0	0	0	0	0

Female-headed Households: 0



U.S. Department of Housing and Urban Development
Office of Community Planning and Development
Integrated Disbursement and Information System
CDBG Activity Summary Report (GPR) for Program Year 2023
SAN DIEGO

Date: 25-Sep-2024
Time: 19:38
Page: 29

Income Category:

	Owner	Renter	Total	Person
Extremely Low			0	
Low Mod			0	
Moderate			0	
Non Low Moderate			0	
Total	0	0	0	0
Percent Low/Mod				

Annual Accomplishments

No data returned for this view. This might be because the applied filter excludes all data.



U.S. Department of Housing and Urban Development
 Office of Community Planning and Development
 Integrated Disbursement and Information System
 CDBG Activity Summary Report (GPR) for Program Year 2023
 SAN DIEGO

Date: 25-Sep-2024
 Time: 19:38
 Page: 30

PGM Year: 2019
Project: 0005 - Economic Development
IDIS Activity: 7386 - SOMALI BANTU-WE DREAM-20
Status: Completed 8/22/2023 12:00:00 AM
Location: 4265 Fairmount Ave Ste 210 210 San Diego, CA 92105-1266
Objective: Create economic opportunities
Outcome: Availability/accessibility
Matrix Code: Micro-Enterprise Assistance (18C) **National Objective:** LMCMC

Activity to prevent, prepare for, and respond to Coronavirus: No

Initial Funding Date: 12/11/2019

Description:

The Women Entrepreneurs: Developing Refugee Economic Advancement through Microenterprise (WE DREAM) Program will assist refugees, with a focus on women, in becoming financially independent by helping them start their own child care microenterprise. The program will provide instruction, training, and supportive services needed to pass state requirements for a license, enabling participants to offer in-home daycare.

Financing

	Fund Type	Grant Year	Grant	Funded Amount	Drawn In Program Year	Drawn Thru Program Year
CDBG	EN	2019	B19MC060542	\$7,691.06	\$0.00	\$7,691.06
	PI			\$24,397.98	\$0.00	\$24,397.98
Total	Total			\$32,089.04	\$0.00	\$32,089.04

Proposed Accomplishments

Businesses : 20

Actual Accomplishments

Number assisted:

	Owner		Renter		Total		Person	
	Total	Hispanic	Total	Hispanic	Total	Hispanic	Total	Hispanic
White:	0	0	0	0	0	0		0
Black/African American:	0	0	0	0	0	0	58	0
Asian:	0	0	0	0	0	0	0	0
American Indian/Alaskan Native:	0	0	0	0	0	0	0	0
Native Hawaiian/Other Pacific Islander:	0	0	0	0	0	0	0	0
American Indian/Alaskan Native & White:	0	0	0	0	0	0	0	0
Asian White:	0	0	0	0	0	0	0	0
Black/African American & White:	0	0	0	0	0	0	0	0
American Indian/Alaskan Native & Black/African American:	0	0	0	0	0	0	0	0
Other multi-racial:	0	0	0	0	0	0	0	0
Asian/Pacific Islander:	0	0	0	0	0	0	0	0



U.S. Department of Housing and Urban Development
 Office of Community Planning and Development
 Integrated Disbursement and Information System
 CDBG Activity Summary Report (GPR) for Program Year 2023
 SAN DIEGO

Date: 25-Sep-2024
 Time: 19:38
 Page: 31

Hispanic:	0	0	0	0	0	0	0	0	0
Total:	0	0	0	0	0	0	0	58	0

Female-headed Households: 0 0 0 0

Income Category:

	Owner	Renter	Total	Person
Extremely Low	0	0	0	3
Low Mod	0	0	0	41
Moderate	0	0	0	14
Non Low Moderate	0	0	0	0
Total	0	0	0	58
Percent Low/Mod	100.0%			

Annual Accomplishments

Years	Accomplishment Narrative	# Benefitting
2019	<p>The Somali Bantu Association of America had three CDBG-paid activities which included Family Child Care (FCC), Technical Assistance Translation Support (TA), and Microenterprise Development (MED). FCC gave clients the opportunity to become licensed childcare providers; partnered with A-B-CPR we offered two 8-hour classes, an online child abuse course, stipend utilization, licensing applications, and preparation for home visits prior to licensing. Microenterprise Development (MED) provided a 2.5-hour class provided by partner Access, Inc. Classes for job/business training. Technical Assistance Translation Support(TA) and translation support to complete all FCC (Family Child Care) and MED (Microenterprise Development) training, licensing applications, and criteria, and start FCC microenterprise. In the end, the client benefited from a childcare license(CPR/preventive health, child abuse classes), translation, and a job training class. A total of 58 clients were provided with technical assistance services and 3 businesses were established or expanded.</p>	



U.S. Department of Housing and Urban Development
 Office of Community Planning and Development
 Integrated Disbursement and Information System
 CDBG Activity Summary Report (GPR) for Program Year 2023
 SAN DIEGO

Date: 25-Sep-2024
 Time: 19:38
 Page: 32

PGM Year: 2019
Project: 0007 - Homelessness - CDBG
IDIS Activity: 7392 - CITY SD-ED-HOMELESS FAC SVC-20
Status: Open
Location: 1200 3rd Ave San Diego, CA 92101-4110
Objective: Create suitable living environments
Outcome: Availability/accessibility
Matrix Code: Operating Costs of Homeless/AIDS Patients Programs (03T)
National Objective: LMC

Activity to prevent, prepare for, and respond to Coronavirus: No

Initial Funding Date: 11/17/2020

Description:

Funding for TBD homeless facility service.
 Nav Center

Financing

	Fund Type	Grant Year	Grant	Funded Amount	Drawn In Program Year	Drawn Thru Program Year
CDBG	EN	2018	B18MC060542	\$350,801.53	\$0.00	\$0.00
	PI			\$49,198.47	\$0.00	\$49,198.47
Total	Total			\$400,000.00	\$0.00	\$49,198.47

Proposed Accomplishments

People (General) : 600

Actual Accomplishments

Number assisted:

	Owner		Renter		Total		Person	
	Total	Hispanic	Total	Hispanic	Total	Hispanic	Total	Hispanic
White:	0	0	0	0	0	0	60	25
Black/African American:	0	0	0	0	0	0	46	3
Asian:	0	0	0	0	0	0	1	0
American Indian/Alaskan Native:	0	0	0	0	0	0	2	2
Native Hawaiian/Other Pacific Islander:	0	0	0	0	0	0	1	0
American Indian/Alaskan Native & White:	0	0	0	0	0	0	0	0
Asian White:	0	0	0	0	0	0	1	0
Black/African American & White:	0	0	0	0	0	0	1	0
American Indian/Alaskan Native & Black/African American:	0	0	0	0	0	0	0	0
Other multi-racial:	0	0	0	0	0	0	4	3
Asian/Pacific Islander:	0	0	0	0	0	0	0	0



U.S. Department of Housing and Urban Development
 Office of Community Planning and Development
 Integrated Disbursement and Information System
 CDBG Activity Summary Report (GPR) for Program Year 2023
 SAN DIEGO

Date: 25-Sep-2024
 Time: 19:38
 Page: 33

Hispanic:	0	0	0	0	0	0	0	0	0
Total:	0	0	0	0	0	0	0	116	33
Female-headed Households:	0		0		0				

Income Category:

	Owner	Renter	Total	Person
Extremely Low	0	0	0	116
Low Mod	0	0	0	0
Moderate	0	0	0	0
Non Low Moderate	0	0	0	0
Total	0	0	0	116
Percent Low/Mod				100.0%

Annual Accomplishments

Years	Accomplishment Narrative	# Benefiting
2019	For the first six months of Fiscal year 2020, 116 clients have been assisted.	



U.S. Department of Housing and Urban Development
 Office of Community Planning and Development
 Integrated Disbursement and Information System
 CDBG Activity Summary Report (GPR) for Program Year 2023
 SAN DIEGO

Date: 25-Sep-2024
 Time: 19:38
 Page: 34

PGM Year: 2019
Project: 0007 - Homelessness - CDBG
IDIS Activity: 7422 - NTC HOMELESSNESS-CATHOLIC CHARITIES-20

Status: Canceled 9/26/2023 2:23:24 PM
Location: 759 8th Ave San Diego, CA 92101-6407
Objective: Create suitable living environments
Outcome: Availability/accessibility
Matrix Code: Homeless Facilities (not operating costs) (03C) **National Objective:** LMC

Activity to prevent, prepare for, and respond to Coronavirus: No

Initial Funding Date: 11/17/2020

Description:
 NTC Agreement for Catholic Charities.

Financing
 No data returned for this view. This might be because the applied filter excludes all data.

Proposed Accomplishments

Public Facilities : 1

Actual Accomplishments

Number assisted:

	Owner		Renter		Total		Person	
	Total	Hispanic	Total	Hispanic	Total	Hispanic	Total	Hispanic
White:	0	0	0	0	0	0		0
Black/African American:	0	0	0	0	0	0	0	0
Asian:	0	0	0	0	0	0	0	0
American Indian/Alaskan Native:	0	0	0	0	0	0	0	0
Native Hawaiian/Other Pacific Islander:	0	0	0	0	0	0	0	0
American Indian/Alaskan Native & White:	0	0	0	0	0	0	0	0
Asian White:	0	0	0	0	0	0	0	0
Black/African American & White:	0	0	0	0	0	0	0	0
American Indian/Alaskan Native & Black/African American:	0	0	0	0	0	0	0	0
Other multi-racial:	0	0	0	0	0	0	0	0



U.S. Department of Housing and Urban Development
 Office of Community Planning and Development
 Integrated Disbursement and Information System
 CDBG Activity Summary Report (GPR) for Program Year 2023
 SAN DIEGO

Date: 25-Sep-2024
 Time: 19:38
 Page: 35

Asian/Pacific Islander:	0	0	0	0	0	0	0	0
Hispanic:	0	0	0	0	0	0	0	0
Total:	0	0	0	0	0	0	0	0

Female-headed Households: 0 0 0 0

Income Category:

	Owner	Renter	Total	Person
Extremely Low	0	0	0	0
Low Mod	0	0	0	0
Moderate	0	0	0	0
Non Low Moderate	0	0	0	0
Total	0	0	0	0

Percent Low/Mod

Annual Accomplishments

No data returned for this view. This might be because the applied filter excludes all data.



U.S. Department of Housing and Urban Development
 Office of Community Planning and Development
 Integrated Disbursement and Information System
 CDBG Activity Summary Report (GPR) for Program Year 2023
 SAN DIEGO

Date: 25-Sep-2024
 Time: 19:38
 Page: 36

PGM Year: 2019
Project: 0007 - Homelessness - CDBG
IDIS Activity: 7423 - NTC HOMELESSNESS-SVDP-20
Status: Open
Location: 1501 Imperial Ave San Diego, CA 92101-7638
Objective: Create suitable living environments
Outcome: Availability/accessibility
Matrix Code: Homeless Facilities (not operating costs) (03C) **National Objective:** LMC

Activity to prevent, prepare for, and respond to Coronavirus: No

Initial Funding Date: 11/17/2020

Description:

NTC Agreement for St. Vincent de Paul

Financing

	Fund Type	Grant Year	Grant	Funded Amount	Drawn In Program Year	Drawn Thru Program Year
CDBG	EN	2018	B18MC060542	\$67,379.00	\$62,124.00	\$67,139.00
	PI			\$220,121.00	\$0.00	\$220,121.00
Total	Total			\$287,500.00	\$62,124.00	\$287,260.00

Proposed Accomplishments

Public Facilities : 1

Actual Accomplishments

Number assisted:

	Owner		Renter		Total		Person	
	Total	Hispanic	Total	Hispanic	Total	Hispanic	Total	Hispanic
White:	0	0	0	0	0	0	272	173
Black/African American:	0	0	0	0	0	0	135	0
Asian:	0	0	0	0	0	0	0	0
American Indian/Alaskan Native:	0	0	0	0	0	0	0	0
Native Hawaiian/Other Pacific Islander:	0	0	0	0	0	0	1	0
American Indian/Alaskan Native & White:	0	0	0	0	0	0	0	0
Asian White:	0	0	0	0	0	0	0	0
Black/African American & White:	0	0	0	0	0	0	0	0
American Indian/Alaskan Native & Black/African American:	0	0	0	0	0	0	0	0
Other multi-racial:	0	0	0	0	0	0	15	0
Asian/Pacific Islander:	0	0	0	0	0	0	0	0



U.S. Department of Housing and Urban Development
 Office of Community Planning and Development
 Integrated Disbursement and Information System
 CDBG Activity Summary Report (GPR) for Program Year 2023
 SAN DIEGO

Date: 25-Sep-2024
 Time: 19:38
 Page: 37

Hispanic:	0	0	0	0	0	0	0	0
Total:	0	0	0	0	0	0	423	173

Female-headed Households: 0 0 0 0

Income Category:

	Owner	Renter	Total	Person
Extremely Low	0	0	0	423
Low Mod	0	0	0	0
Moderate	0	0	0	0
Non Low Moderate	0	0	0	0
Total	0	0	0	423
Percent Low/Mod				100.0%

Annual Accomplishments

Years	Accomplishment Narrative	# Benefiting
2021		



U.S. Department of Housing and Urban Development
 Office of Community Planning and Development
 Integrated Disbursement and Information System
 CDBG Activity Summary Report (GPR) for Program Year 2023
 SAN DIEGO

Date: 25-Sep-2024
 Time: 19:38
 Page: 38

PGM Year: 2021
Project: 0006 - Affordable Housing and Residential Rehabilitation
IDIS Activity: 7456 - Affordable Housing NOFA_MASTER_ Bridge To Home Program
Status: Open **Objective:** Provide decent affordable housing
Location: 1200 3rd Ave Ste 1400 San Diego, CA 92101-4157 **Outcome:** Availability/accessibility
Matrix Code: Rehab; Multi-Unit Residential (14B) **National Objective:** LMH

Activity to prevent, prepare for, and respond to Coronavirus: No

Initial Funding Date: 06/23/2021

Description:
 To be used for FY22 Affordable Housing NOFAIDIS IO SPONSOR PROGRAM AMOUNT 7036 AA1000003-18 HUD ADMINISTRATION 17.05 7193 FR1000003-19 NEW AMERICANS MUSEUM 18,629.35 7194 FS1000003-19 ARC OF SD-NORTH SHORES 74,936.00 7206 GC1000003-19 SDWFP-TECHHIRE 24,119.73 7207 GD1000003-19 SDWFP-MENTORSHIP 16,111.04 7324 AE1000003-20 FAIR HOUSING 1.76 7331 EC1000003-20 ALLIANCE FOR AFRICAN ASSISTANCE 127.06 7360 CB1000003-20 BAYSIDE COMMUNITY CENTER 2,203.11 7340 EN1000003-20 SOUTHWEST COMMUNITY COLLEGE 3,625.15 7368 CJ1000003-20 ORGANIZATIONS IN TRAINING 4,727.80 7354 GL1000003-20 WESLEY HOUSE 214.00 7364 CF1000003-20 LAUNCHING LEGACIES 24,100.35 7371 CM1000003-20 SD LGBT BEHAVIORAL HEALTH CTR 34,180.38 UC1000003-21 UNOBLIGATED CDBG 7,416.487226 DB1000003-19 CHICANO FEDERATION-WINDOW 8,215.47 7323 AA1000003-20 HUD ADMINISTRATION 124,887.84 7329 EA1000003-20 ACCESS-MICROENTERPRISE 42.00 7336 EH1000003-20 IRC-MICROENTERPRISE 758.34 7338 EO1000003-20 SMALL BUSINESS RELIEF FUND 97,285.36 7339 EM1000003-20 SOMALI FAMILY SERVICES 16,906.65 7341 BA1000003-20 CASA FAMILIAR 2,213.07 7343 BD1000003-20 GRID-INSTALLER 8,705.01 7359 CA1000003-20 ALMA COMMUNITY 217.10 7375 CP1000003-20 URBAN GROWTH 13,825.44 7380 FD1000003-20 NEIGH HOUSE-41ST ST 383.85 7391 GA1000003-20 CITY SD-ED-HOMELESS FAC REHAB 25,000.00 7485 EI1000003-21 MISSION EDGE 500.00 7489 DB1000003-21 LA MAESTRA FAMILY CLINIC-HOPE 499,619.00 7497 GC1000003-21 SDHC-FAMILY SHELTER 89,393.00 7499 GB1000003-21 SDHC-DAY CENTER 14,764.43 7506 AA1000003-21 HUD ADMINISTRATION 4,413,088.14 7512 EM1000003-21 CITY STOREFRONT IMPROVEMENT 200,000.00 7581 CM1000003-21 OPERATION SHELTER TO HOME 262,703.00 7585 FA1000003-22 WESLEY HOUSE 163,938.70 UC1000003-18 UNOBLIGATED CDBG 25,729.867221 AB1000003-19 HUD ADMINISTRATION 7,000.00 7180 FE1000003-19 CENTRO SAN YSIDRO-HEALTH 88,879.00 7385 EJ1000003-20 LOGAN HTS CDC-NEW ENTREPRENEUR 4,032.92 7490 DC1000003-21 SDHC AFFORDABLE HOUSING 4,000,000.00 7507 AE1000003-21 FAIR HOUSING 1,174.267211 G11000003-19 ST PAUL MCCOLL HEALTH CTR 394.20 7229 DE1000003-19 SD HABITAT FOR HUMANITY 1,406.40 7352 GC1000003-20 FATHER JOE'S VILLAGE-HOPE 14,230.73 7381 FE1000003-20 NEIGH HOUSE-NUT CTR 2,265.40 7470 BB1000003-21 IRC-MAKES 2,389.60 7513 CF1000003-21 NONPROFIT FINANCIAL ASSISTANCE-COVID 58,602.00 7623 HB1000003-22 HOMELESS RESPONSE CENTER 721,430.09\$4,265,734 was reprogrammed to 7706 Serenade on 43rd project Various activities for Affordable Housing NOFA moved from FY23 NOFA ID#7688IDIS IO SPONSOR PROGRAM AMOUNT 7378 FB1000003-20 FHC-LOGAN HGTS 10,342.68 7473 CB1000003-21 FHC SAFE POINT SD 22,818.79 7480 EC1000003-21 CHCDC-MICROENTERPRISE 20,664.71 7482 EF1000003-21 IRC-MICROENTERPRISE 8,922.69 7486 EJ1000003-21 PAVING GREAT FUTURES 0.13 7494 FE1000003-21 SD ROCK-FREEDOM 754,965.00 Reprogrammed \$4m to 17th & Commercial(7773) and \$3.6m to Encanto Gateway (7774) affordable Housing projects. Projects reprogrammed to FY24 NOFA: 7602 DD1000003-22 KAREN ORG SD 565.49 7671 CC1000003-23 FAMILY HC-SAFE PT 11,710.82 7565 CJ1000003-21 CATHOLIC CHARITIES 52,427.45 7553 C11000003-21 CITY HEIGHTS CDC-PROJ NOURISH 41,677.83 7476 CE1000003-21 SD LGBT-BEHAV HLTH 8,044.32 7422 GM1000003-20 NTC-CATHOLIC CHARIT 287,500.00 7610 DA1000003-22 ACCESS-MICRO 7,855.91 7386 EL1000003-20 SOMALI BANTU 17,910.96 7608 CE1000003-22 MAAC PROJECT-METROPO 20,655.92 7618 AE1000003-22 FAIR HSG SERVICE 38,816.80 7754 GE1000003-24 St. Pauls SNR PACE 450,000.00 7685 DF1000003-23 UNIV SD 161,821.00 7723 GA1000003-24 FMLY HLTH CTR- SOLAR 307,970.00

Financing

	Fund Type	Grant Year	Grant	Funded Amount	Drawn In Program Year	Drawn Thru Program Year
CDBG	EN	2018	B18MC060542	\$106,252.29	\$0.00	\$0.00
		2021	B21MC060542	\$6,284,766.42	\$0.00	\$0.00
		2023	B23MC060542	\$757,970.00	\$0.00	\$0.00



U.S. Department of Housing and Urban Development
 Office of Community Planning and Development
 Integrated Disbursement and Information System
 CDBG Activity Summary Report (GPR) for Program Year 2023
 SAN DIEGO

Date: 25-Sep-2024
 Time: 19:38
 Page: 39

	Fund Type	Grant Year	Grant	Funded Amount	Drawn In Program Year	Drawn Thru Program Year
Total	Total			\$7,148,988.71	\$0.00	\$0.00

Proposed Accomplishments

Housing Units : 10

Actual Accomplishments

Number assisted:

	Owner		Renter		Total		Person	
	Total	Hispanic	Total	Hispanic	Total	Hispanic	Total	Hispanic
White:	0	0	0	0	0	0		0
Black/African American:	0	0	0	0	0	0	0	0
Asian:	0	0	0	0	0	0	0	0
American Indian/Alaskan Native:	0	0	0	0	0	0	0	0
Native Hawaiian/Other Pacific Islander:	0	0	0	0	0	0	0	0
American Indian/Alaskan Native & White:	0	0	0	0	0	0	0	0
Asian White:	0	0	0	0	0	0	0	0
Black/African American & White:	0	0	0	0	0	0	0	0
American Indian/Alaskan Native & Black/African American:	0	0	0	0	0	0	0	0
Other multi-racial:	0	0	0	0	0	0	0	0
Asian/Pacific Islander:	0	0	0	0	0	0	0	0
Hispanic:	0	0	0	0	0	0	0	0
Total:	0	0	0	0	0	0	0	0
Female-headed Households:	0		0		0			

Income Category:

	Owner	Renter	Total	Person
Extremely Low	0	0	0	0
Low Mod	0	0	0	0
Moderate	0	0	0	0
Non Low Moderate	0	0	0	0
Total	0	0	0	0
Percent Low/Mod				

Annual Accomplishments

No data returned for this view. This might be because the applied filter excludes all data.



U.S. Department of Housing and Urban Development
Office of Community Planning and Development
Integrated Disbursement and Information System
CDBG Activity Summary Report (GPR) for Program Year 2023
SAN DIEGO

Date: 25-Sep-2024

Time: 19:38

Page: 40



U.S. Department of Housing and Urban Development
 Office of Community Planning and Development
 Integrated Disbursement and Information System
 CDBG Activity Summary Report (GPR) for Program Year 2023
 SAN DIEGO

Date: 25-Sep-2024
 Time: 19:38
 Page: 41

PGM Year: 2020
Project: 0005 - PUBLIC INFRASTRUCTURE IMPROVEMENTS
IDIS Activity: 7465 - CITY CIP-MLK REC CTR MIP-21
Status: Open
Location: 6401 Skyline Dr San Diego, CA 92114-5632
Objective: Create suitable living environments
Outcome: Availability/accessibility
Matrix Code: Parks, Recreational Facilities (03F) **National Objective:** LMA

Activity to prevent, prepare for, and respond to Coronavirus: No

Initial Funding Date: 08/18/2021

Description:
 MLK Recreation Center Moisture Intrusion project (MIP)

Financing

	Fund Type	Grant Year	Grant	Funded Amount	Drawn In Program Year	Drawn Thru Program Year
CDBG	EN	2017	B17MC060542	\$14,111.16	\$14,111.16	\$14,111.16
		2020	B20MC060542	\$1,597,562.91	\$1,463,003.54	\$1,463,554.56
	PI			\$188,325.93	\$186,680.63	\$188,325.93
Total	Total			\$1,800,000.00	\$1,663,795.33	\$1,665,991.65

Proposed Accomplishments
 Public Facilities : 1
 Total Population in Service Area: 5,295
 Census Tract Percent Low / Mod: 52.31

Annual Accomplishments
 No data returned for this view. This might be because the applied filter excludes all data.



U.S. Department of Housing and Urban Development
 Office of Community Planning and Development
 Integrated Disbursement and Information System
 CDBG Activity Summary Report (GPR) for Program Year 2023
 SAN DIEGO

Date: 25-Sep-2024
 Time: 19:38
 Page: 42

PGM Year: 2020
Project: 0005 - PUBLIC INFRASTRUCTURE IMPROVEMENTS
IDIS Activity: 7466 - CITY CIP-SIDEWALK PROJECTS-21
Status: Completed 11/21/2023 12:00:00 AM
Location: 1200 3rd Ave San Diego, CA 92101-4110
Objective: Create suitable living environments
Outcome: Availability/accessibility
Matrix Code: Sidewalks (03L) **National Objective:** LMA

Activity to prevent, prepare for, and respond to Coronavirus: No

Initial Funding Date: 11/18/2020

Description:

Financing

	Fund Type	Grant Year	Grant	Funded Amount	Drawn In Program Year	Drawn Thru Program Year
CDBG	PI			\$314,449.99	\$0.00	\$314,449.99
Total	Total			\$314,449.99	\$0.00	\$314,449.99

Proposed Accomplishments

Public Facilities : 1
 Total Population in Service Area: 102,685
 Census Tract Percent Low / Mod: 70.89

Annual Accomplishments

Years	Accomplishment Narrative	# Benefiting
2020	For fiscal year 2021 closeout, 82 sidewalk repairs have been completed. The improvements include: 44th St., Felton St., Logan Ave and South 31st St., two improvements on Wilson Ave., four improvements on El Cajon Blvd., Imperial Ave., Chamoune Ave., Irving Ave., 43rd on Myrtle, Drew View Lane, Harding Ave., South 37th St., University Ave. and Alabama St., Deep Dell Rd., 22nd St. on Island Ave., National Ave., Acacia St., Kelton Rd., Voltair St., Ocean View Blvd., 43rd St. and Wightman St., two improvements on 1st Ave., three improvements on Market St., 19th St., Elder Ave., Altadena Ave., Alpha St., two improvements on Hal St., 5th Ave., Utica Dr., two improvements on B St., three improvements on Adams Ave., two improvements on Cargill Ave., two improvements on Abbott St., Ridge View Dr., 14th St. and Broadway, Edgemont St., three improvements on 30th St., Stanly Ave and 63rd St., 20th St., Sunswept St., Jacumba St., Cardiff St., three improvements on Costa Verde Blvd., South 47th St., Cable St. and Newport Ave., two improvements on Voltaire St., Dorman Dr., Saxson St., four improvements on 5th Ave., Pearl St., and Fay St., Polk Ave. and Georgia., Howard and Georgia, Billow Dr., Chalmers St. and State St., Alamo Dr., Sunset cliffs Blvd., West Ivy St., Quimby St.	



U.S. Department of Housing and Urban Development
 Office of Community Planning and Development
 Integrated Disbursement and Information System
 CDBG Activity Summary Report (GPR) for Program Year 2023
 SAN DIEGO

Date: 25-Sep-2024
 Time: 19:38
 Page: 43

PGM Year: 2020
Project: 0005 - PUBLIC INFRASTRUCTURE IMPROVEMENTS
IDIS Activity: 7467 - CITY CIP-ISLAND AVE MIN PK-21
Status: Open
Location: 1200 3rd Ave San Diego, CA 92101-4110
Objective: Create suitable living environments
Outcome: Availability/accessibility
Matrix Code: Parks, Recreational Facilities (03F) **National Objective:** LMA

Activity to prevent, prepare for, and respond to Coronavirus: No

Initial Funding Date: 02/22/2021

Description:

Financing

	Fund Type	Grant Year	Grant	Funded Amount	Drawn In Program Year	Drawn Thru Program Year
CDBG	EN	Pre-2015		\$14,280.89	\$0.00	\$0.00
		2014	B14MC060542		\$0.00	\$14,280.89
		2020	B20MC060542	\$573,231.97	\$154,495.87	\$571,018.37
	PI			\$212,487.14	\$0.00	\$212,487.14
Total	Total			\$800,000.00	\$154,495.87	\$797,786.40

Proposed Accomplishments

Public Facilities : 1
 Total Population in Service Area: 5,250
 Census Tract Percent Low / Mod: 86.76

Annual Accomplishments

No data returned for this view. This might be because the applied filter excludes all data.



U.S. Department of Housing and Urban Development
 Office of Community Planning and Development
 Integrated Disbursement and Information System
 CDBG Activity Summary Report (GPR) for Program Year 2023
 SAN DIEGO

Date: 25-Sep-2024
 Time: 19:38
 Page: 44

PGM Year: 2020
Project: 0001 - Workforce Development
IDIS Activity: 7469 - GRID ALT-SOLAR INSTALL TRAINING-21
Status: Completed 7/25/2024 12:00:00 AM
Location: 930 Gateway Center Way San Diego, CA 92102-4542
Objective: Create suitable living environments
Outcome: Availability/accessibility
Matrix Code: Employment Training (05H) **National Objective:** LMC

Activity to prevent, prepare for, and respond to Coronavirus: No

Initial Funding Date: 06/01/2021

Description:
 The Solar Installation Training Program will provide employment training services and job search support in the solar industry to LMI residents of the City of San Diego. There will be two cohorts, with each cohort receiving 240 hours of paid training spread over 10 weeks.

Financing

	Fund Type	Grant Year	Grant	Funded Amount	Drawn In Program Year	Drawn Thru Program Year
CDBG	EN	2019	B19MC060542	\$6,173.90	\$0.00	\$6,173.90
	PI			\$37,978.38	\$4,128.48	\$37,978.38
Total	Total			\$44,152.28	\$4,128.48	\$44,152.28

Proposed Accomplishments

People (General) : 8

Actual Accomplishments

Number assisted:

	Owner		Renter		Total		Person	
	Total	Hispanic	Total	Hispanic	Total	Hispanic	Total	Hispanic
White:	0	0	0	0	0	0		0
Black/African American:	0	0	0	0	0	0	1	0
Asian:	0	0	0	0	0	0	1	0
American Indian/Alaskan Native:	0	0	0	0	0	0	0	0
Native Hawaiian/Other Pacific Islander:	0	0	0	0	0	0	0	0
American Indian/Alaskan Native & White:	0	0	0	0	0	0	0	0
Asian White:	0	0	0	0	0	0	1	0
Black/African American & White:	0	0	0	0	0	0	1	0
American Indian/Alaskan Native & Black/African American:	0	0	0	0	0	0	0	0
Other multi-racial:	0	0	0	0	0	0	0	0
Asian/Pacific Islander:	0	0	0	0	0	0	0	0



U.S. Department of Housing and Urban Development
 Office of Community Planning and Development
 Integrated Disbursement and Information System
 CDBG Activity Summary Report (GPR) for Program Year 2023
 SAN DIEGO

Date: 25-Sep-2024
 Time: 19:38
 Page: 45

Hispanic:	0	0	0	0	0	0	0	0	0
Total:	0	0	0	0	0	0	0	4	0

Female-headed Households: 0 0 0 0

Income Category:

	Owner	Renter	Total	Person
Extremely Low	0	0	0	4
Low Mod	0	0	0	0
Moderate	0	0	0	0
Non Low Moderate	0	0	0	0
Total	0	0	0	4
Percent Low/Mod				100.0%

Annual Accomplishments

Years	Accomplishment Narrative	# Benefiting
2020	Due to COVID related delays, project will continue into fy 2022.	



U.S. Department of Housing and Urban Development
 Office of Community Planning and Development
 Integrated Disbursement and Information System
 CDBG Activity Summary Report (GPR) for Program Year 2023
 SAN DIEGO

Date: 25-Sep-2024
 Time: 19:38
 Page: 46

PGM Year: 2020
Project: 0001 - Workforce Development
IDIS Activity: 7472 - SDWP-CONNECT2CAREERS-21
Status: Completed 9/1/2023 12:00:00 AM
Location: 9246 Lightwave Ave Ste 210 San Diego, CA 92123-6411
Objective: Create suitable living environments
Outcome: Availability/accessibility
Matrix Code: Employment Training (05H) **National Objective:** LMC

Activity to prevent, prepare for, and respond to Coronavirus: No

Initial Funding Date: 06/01/2021

Description:
 Connect to Careers Internship

Financing

	Fund Type	Grant Year	Grant	Funded Amount	Drawn In Program Year	Drawn Thru Program Year
CDBG	EN	2016	B16MC060542	\$500,000.00	\$0.00	\$500,000.00
Total	Total			\$500,000.00	\$0.00	\$500,000.00

Proposed Accomplishments

People (General) : 125

Actual Accomplishments

Number assisted:

	Owner		Renter		Total		Person	
	Total	Hispanic	Total	Hispanic	Total	Hispanic	Total	Hispanic
White:	0	0	0	0	0	0	93	86
Black/African American:	0	0	0	0	0	0	106	12
Asian:	0	0	0	0	0	0	24	2
American Indian/Alaskan Native:	0	0	0	0	0	0	16	15
Native Hawaiian/Other Pacific Islander:	0	0	0	0	0	0	7	0
American Indian/Alaskan Native & White:	0	0	0	0	0	0	1	1
Asian White:	0	0	0	0	0	0	0	0
Black/African American & White:	0	0	0	0	0	0	7	4
American Indian/Alaskan Native & Black/African American:	0	0	0	0	0	0	1	0
Other multi-racial:	0	0	0	0	0	0	9	3
Asian/Pacific Islander:	0	0	0	0	0	0	0	0
Hispanic:	0	0	0	0	0	0	0	0
Total:	0	0	0	0	0	0	264	123



U.S. Department of Housing and Urban Development
 Office of Community Planning and Development
 Integrated Disbursement and Information System
 CDBG Activity Summary Report (GPR) for Program Year 2023
 SAN DIEGO

Female-headed Households: 0 0 0

Income Category:

	Owner	Renter	Total	Person
Extremely Low	0	0	0	211
Low Mod	0	0	0	33
Moderate	0	0	0	20
Non Low Moderate	0	0	0	0
Total	0	0	0	264
Percent Low/Mod				100.0%

Annual Accomplishments

Years	Accomplishment Narrative	# Benefitting
-------	--------------------------	---------------

2020 FY21 Totals:

Two hundred sixty-four (264) unduplicated CDBG-eligible youth were assisted in fiscal year 2021.
 One hundred twenty-nine (129) unduplicated CDBG-eligible youth were provided new or continued access to job training in fiscal year 2021.
 One hundred twenty-four (124) unduplicated CDBG-eligible youth successfully obtained a paid job or internship in fiscal year 2021.

Participants in the Opportunity Youth Internship program can apply directly through the San Diego Workforce partnership website or may be current CDBG-eligible clients already participating in other San Diego Workforce Partnership programs, such as the county-funded School Break Externship program, that do not receive CDBG funds.

In fiscal year 2021 the Workforce Partnership provided job-readiness training to one hundred twenty-nine (129) opportunity youth residing in the City of San Diego. Most of the training was provided by Access, Inc, and a special presentation on financial wellness hosted by Mission Federal Credit Union. Topics included Elevator Pitches, Ace the Interview, Conflict Resolution, Workplace Smarts, and an overview of timecard completion. SDWP also placed one hundred twenty-four (124) opportunity youth in a variety of paid internship positions with a variety of San Diego employers, including Youth Will, First Gen Scholars, San Diego Black Professionals Network, Sharp Healthcare, NAACP, and more.



U.S. Department of Housing and Urban Development
 Office of Community Planning and Development
 Integrated Disbursement and Information System
 CDBG Activity Summary Report (GPR) for Program Year 2023
 SAN DIEGO

Date: 25-Sep-2024
 Time: 19:38
 Page: 48

PGM Year: 2020
Project: 0009 - COMMUNITY AND PUBLIC SERVICES
IDIS Activity: 7476 - SD LGBT COMM CTR-HEALTH SERVICES PROG-21
Status: Completed 8/17/2023 12:00:00 AM
Location: 3909 Centre St San Diego, CA 92103-3410
Objective: Create suitable living environments
Outcome: Availability/accessibility
Matrix Code: Health Services (05M) **National Objective:** LMC

Activity to prevent, prepare for, and respond to Coronavirus: No

Initial Funding Date: 06/01/2021

Description:
 The Behavioral Health Services Program will provide behavioral health counseling sessions to individuals of the LGBT community affected by HIV, domestic violence and/or substance use disorder.

Financing

	Fund Type	Grant Year	Grant	Funded Amount	Drawn In Program Year	Drawn Thru Program Year
CDBG	EN	2019	B19MC060542	\$81,796.56	\$0.00	\$81,796.56
	PI			\$60,159.12	\$0.00	\$60,159.12
Total	Total			\$141,955.68	\$0.00	\$141,955.68

Proposed Accomplishments

People (General) : 135

Actual Accomplishments

Number assisted:

	Owner		Renter		Total		Person	
	Total	Hispanic	Total	Hispanic	Total	Hispanic	Total	Hispanic
White:	0	0	0	0	0	0	110	46
Black/African American:	0	0	0	0	0	0	19	2
Asian:	0	0	0	0	0	0	10	1
American Indian/Alaskan Native:	0	0	0	0	0	0	5	4
Native Hawaiian/Other Pacific Islander:	0	0	0	0	0	0	2	1
American Indian/Alaskan Native & White:	0	0	0	0	0	0	2	0
Asian White:	0	0	0	0	0	0	1	0
Black/African American & White:	0	0	0	0	0	0	0	0
American Indian/Alaskan Native & Black/African American:	0	0	0	0	0	0	1	0
Other multi-racial:	0	0	0	0	0	0	0	0
Asian/Pacific Islander:	0	0	0	0	0	0	0	0



U.S. Department of Housing and Urban Development
 Office of Community Planning and Development
 Integrated Disbursement and Information System
 CDBG Activity Summary Report (GPR) for Program Year 2023
 SAN DIEGO

Date: 25-Sep-2024
 Time: 19:38
 Page: 49

Hispanic:	0	0	0	0	0	0	0	0	0
Total:	0	0	0	0	0	0	0	150	54
Female-headed Households:	0		0		0				
<i>Income Category:</i>									
	Owner	Renter	Total	Person					
Extremely Low	0	0	0	109					
Low Mod	0	0	0	20					
Moderate	0	0	0	11					
Non Low Moderate	0	0	0	10					
Total	0	0	0	150					
Percent Low/Mod				93.3%					

Annual Accomplishments

Years	Accomplishment Narrative	# Benefiting
2020	The Center's Behavioral Health Services Department provided psychotherapy services that included treatment for anxiety, depression, trauma, same-gender/genderqueer relationship violence, coming out around gender identity and sexuality/sexual orientation, relapse prevention and more. The method of service delivery included individual, co-joint/couples, family, and group counseling. Clients also had access to an after-hours hotline that is managed by Behavioral Health Services Department staff. The benefits to clients included a decrease in mental health symptoms and an increase in safer coping skills and overall health and well-being. 150 unduplicated clients were served.	



U.S. Department of Housing and Urban Development
 Office of Community Planning and Development
 Integrated Disbursement and Information System
 CDBG Activity Summary Report (GPR) for Program Year 2023
 SAN DIEGO

Date: 25-Sep-2024
 Time: 19:38
 Page: 50

PGM Year:	2020	Objective:	Create economic opportunities
Project:	0004 - ECONOMIC DEVELOPMENT	Outcome:	Availability/accessibility
IDIS Activity:	7478 - ACCESS-MICROENTERPRISE PROGRAM-21	Matrix Code:	Micro-Enterprise Assistance (18C)
Status:	Completed 10/27/2023 12:00:00 AM	National Objective:	LMCMC
Location:	2612 Daniel Ave San Diego, CA 92111-5802		

Activity to prevent, prepare for, and respond to Coronavirus: No

Initial Funding Date: 06/01/2021

Description:
 The Access Microenterprise Program provides LMI populations and young adults living within the City of San Diego with access to business training and technical sessions, mentoring and coaching, individual consultation sessions and business incubator services.

Financing

	Fund Type	Grant Year	Grant	Funded Amount	Drawn In Program Year	Drawn Thru Program Year
CDBG	EN	2018	B18MC060542	\$96,420.62	\$0.00	\$96,420.62
	PI			\$75,015.36	\$0.00	\$75,015.36
Total	Total			\$171,435.98	\$0.00	\$171,435.98

Proposed Accomplishments

Businesses : 30

Actual Accomplishments

Number assisted:

	Owner		Renter		Total		Person	
	Total	Hispanic	Total	Hispanic	Total	Hispanic	Total	Hispanic
White:	0	0	0	0	0	0	13	12
Black/African American:	0	0	0	0	0	0	5	2
Asian:	0	0	0	0	0	0	1	0
American Indian/Alaskan Native:	0	0	0	0	0	0	0	0
Native Hawaiian/Other Pacific Islander:	0	0	0	0	0	0	0	0
American Indian/Alaskan Native & White:	0	0	0	0	0	0	0	0
Asian White:	0	0	0	0	0	0	0	0
Black/African American & White:	0	0	0	0	0	0	0	0
American Indian/Alaskan Native & Black/African American:	0	0	0	0	0	0	0	0
Other multi-racial:	0	0	0	0	0	0	47	46
Asian/Pacific Islander:	0	0	0	0	0	0	0	0



U.S. Department of Housing and Urban Development
 Office of Community Planning and Development
 Integrated Disbursement and Information System
 CDBG Activity Summary Report (GPR) for Program Year 2023
 SAN DIEGO

Date: 25-Sep-2024
 Time: 19:38
 Page: 51

Hispanic:	0	0	0	0	0	0	0	0	0
Total:	0	0	0	0	0	0	0	66	60

Female-headed Households: 0 0 0 0

Income Category:

	Owner	Renter	Total	Person
Extremely Low	0	0	0	54
Low Mod	0	0	0	11
Moderate	0	0	0	0
Non Low Moderate	0	0	0	1
Total	0	0	0	66
Percent Low/Mod				98.5%

Annual Accomplishments

Years	Accomplishment Narrative	# Benefitting
2020	Project has assisted 66 clients and 29 businesses have been assisted.	



U.S. Department of Housing and Urban Development
 Office of Community Planning and Development
 Integrated Disbursement and Information System
 CDBG Activity Summary Report (GPR) for Program Year 2023
 SAN DIEGO

Date: 25-Sep-2024
 Time: 19:38
 Page: 52

PGM Year: 2020
Project: 0004 - ECONOMIC DEVELOPMENT
IDIS Activity: 7481 - HORN OF AFRICA-SD MICROENTERPRISE-21
Status: Completed 10/27/2023 12:00:00 AM
Location: 5296 University Ave Ste F Suite F San Diego, CA 92105-2269
Objective: Create economic opportunities
Outcome: Availability/accessibility
Matrix Code: Micro-Enterprise Assistance (18C) **National Objective:** LMCMC

Activity to prevent, prepare for, and respond to Coronavirus: No

Initial Funding Date: 04/15/2021

Description:
 The San Diego Microenterprise Program will assist LMI immigrant and refugee individuals with limited job skills in the City Heights area with preparation and completion of a State of California approved training and certification process for licensed daycare providers and also provide guidance to successfully establish a viable daycare business.

Financing

	Fund Type	Grant Year	Grant	Funded Amount	Drawn In Program Year	Drawn Thru Program Year
CDBG	EN	2020	B20MC060542	\$101,594.85	\$0.00	\$101,594.85
	PI			\$101,363.15	\$0.00	\$101,363.15
Total	Total			\$202,958.00	\$0.00	\$202,958.00

Proposed Accomplishments

Businesses : 30

Actual Accomplishments

Number assisted:

	Owner		Renter		Total		Person	
	Total	Hispanic	Total	Hispanic	Total	Hispanic	Total	Hispanic
White:	0	0	0	0	0	0	6	0
Black/African American:	0	0	0	0	0	0	55	0
Asian:	0	0	0	0	0	0	0	0
American Indian/Alaskan Native:	0	0	0	0	0	0	0	0
Native Hawaiian/Other Pacific Islander:	0	0	0	0	0	0	0	0
American Indian/Alaskan Native & White:	0	0	0	0	0	0	0	0
Asian White:	0	0	0	0	0	0	0	0
Black/African American & White:	0	0	0	0	0	0	0	0
American Indian/Alaskan Native & Black/African American:	0	0	0	0	0	0	0	0
Other multi-racial:	0	0	0	0	0	0	0	0
Asian/Pacific Islander:	0	0	0	0	0	0	0	0



U.S. Department of Housing and Urban Development
 Office of Community Planning and Development
 Integrated Disbursement and Information System
 CDBG Activity Summary Report (GPR) for Program Year 2023
 SAN DIEGO

Date: 25-Sep-2024
 Time: 19:38
 Page: 53

Hispanic:	0	0	0	0	0	0	0	0
Total:	0	0	0	0	0	0	61	0
Female-headed Households:	0		0		0			
<i>Income Category:</i>								
	Owner	Renter	Total	Person				
Extremely Low	0	0	0	52				
Low Mod	0	0	0	9				
Moderate	0	0	0	0				
Non Low Moderate	0	0	0	0				
Total	0	0	0	61				
Percent Low/Mod				100.0%				

Annual Accomplishments

Years	Accomplishment Narrative	# Benefitting
2020	<p>For fiscal year 2022 closeout, 61 clients were assisted and 22 businesses were assisted. The San Diego Microenterprise started on July 1, 2020 and has enrolled 61 unduplicated clients into the San Diego Micro-Enterprise. 55 of these clients were women. We conducted 12 Micro-Enterprise training sessions for groups. Of the 61 clients, 61 completed the training. The Completion of this training results in licensure and certification that establishes participants as qualified professionals and licensed business owner/operators. The San Diego Microenterprise Project staff delivers services and helps participants navigate through this demanding process. We conducted a total of 372 one on one TA for the fiscal year. The Microenterprise Project was offered at no cost to participants. All participants may also be provided with direct access to Horn of Africa Community's additional services at no cost. A total of 22 new or expanded businesses were established. All participants met the HUD income guidelines provided by the City of San Diego. All 22 of the businesses created were minority owned and women owned. The biggest challenge the program faced has been Covid-19. Before Covid hit the City of San Diego on February 2020 and didn't really quite go away as of the end of fiscal year, we had many clients that were in the process of getting their license. After Covid-19 hit the City, we were forced to suspend our operations and work from home till late August when we began to open the office and assist clients through appointments only. The State of California, which issues these licenses are also impacted as they have closed their offices which did orientations and scheduled home inspections. As a result, the 22 businesses created under these circumstances has really been a success when our original goal was 30 businesses created or expanded.</p> <p>Horn of Africa received \$62,500 in PPP funds from US Small Business Administration. CDBG funds were used to pay partially for wages or salaries of CDBG staff. PPP were used to cover the Executive Director's Salary and other office expenses. no commingling of PPP and CDBG funds occurred for expenses that were claimed for CDBG reimbursement.</p>	



U.S. Department of Housing and Urban Development
 Office of Community Planning and Development
 Integrated Disbursement and Information System
 CDBG Activity Summary Report (GPR) for Program Year 2023
 SAN DIEGO

Date: 25-Sep-2024
 Time: 19:38
 Page: 54

PGM Year: 2020
Project: 0004 - ECONOMIC DEVELOPMENT
IDIS Activity: 7484 - LHCDC-MICROENTERPRISE TRAINING AND DEV-21
Status: Completed 4/4/2024 12:00:00 AM
Location: 3040 Imperial Ave San Diego, CA 92102-4128
Objective: Create economic opportunities
Outcome: Availability/accessibility
Matrix Code: Micro-Enterprise Assistance (18C) **National Objective:** LMCMC

Activity to prevent, prepare for, and respond to Coronavirus: No

Initial Funding Date: 06/01/2021

Description:

The MicroEnterprise Training and Development project will provide training, technical assistance, and market opportunities to LMI residents of Greater Logan Heights, who are interested in starting their own business.

Financing

	Fund Type	Grant Year	Grant	Funded Amount	Drawn In Program Year	Drawn Thru Program Year
CDBG	EN	2019	B19MC060542	\$14,636.54	\$4,044.18	\$14,636.54
	PI			\$54,137.21	\$20,880.85	\$54,137.21
Total	Total			\$68,773.75	\$24,925.03	\$68,773.75

Proposed Accomplishments

Businesses : 25

Actual Accomplishments

Number assisted:

	Owner		Renter		Total		Person	
	Total	Hispanic	Total	Hispanic	Total	Hispanic	Total	Hispanic
White:	0	0	0	0	0	0	0	0
Black/African American:	0	0	0	0	0	0	6	0
Asian:	0	0	0	0	0	0	0	0
American Indian/Alaskan Native:	0	0	0	0	0	0	0	0
Native Hawaiian/Other Pacific Islander:	0	0	0	0	0	0	0	0
American Indian/Alaskan Native & White:	0	0	0	0	0	0	0	0
Asian White:	0	0	0	0	0	0	0	0
Black/African American & White:	0	0	0	0	0	0	0	0
American Indian/Alaskan Native & Black/African American:	0	0	0	0	0	0	0	0
Other multi-racial:	0	0	0	0	0	0	10	10
Asian/Pacific Islander:	0	0	0	0	0	0	0	0



U.S. Department of Housing and Urban Development
 Office of Community Planning and Development
 Integrated Disbursement and Information System
 CDBG Activity Summary Report (GPR) for Program Year 2023
 SAN DIEGO

Date: 25-Sep-2024
 Time: 19:38
 Page: 55

Hispanic:	0	0	0	0	0	0	0	0
Total:	0	0	0	0	0	0	16	10
Female-headed Households:	0		0		0			
<i>Income Category:</i>								
	Owner	Renter	Total	Person				
Extremely Low	0	0	0	3				
Low Mod	0	0	0	4				
Moderate	0	0	0	9				
Non Low Moderate	0	0	0	0				
Total	0	0	0	16				
Percent Low/Mod				100.0%				

Annual Accomplishments

Years	Accomplishment Narrative	# Benefitting
2020	<p>FY 2021 Closeout: The MicroEnterprise Training and Development completed a program offering "Do What You Love" training and technical assistance in two cohorts, each spanning 24 weeks. The program involved a multitude of workshop series, based on the Kauffman FastTrac curriculum, which covered various aspects of entrepreneurship, including market research, bank lending, intellectual property, and profitability. Program participants received personalized guidance from experts and Small Business Advisors as they developed and executed their business plans. Subrecipient staff continued to work with those who did not finish the course to find suitable alternatives or remedial options to enable their return at a later date. In addition to the workshops, one-on-one technical assistance was provided to help participants with business plan creation, licensing, permitting, registration, and sales opportunities. Following the completion of each cohort, participants with pitch-ready business plans had the opportunity to pitch their ideas to a panel of professionals to receive feedback regarding their business plans and proposals. This Pitch Fest also served as a community engagement tool, providing information to the public on accessing Kauffman FastTrac resources and other available services through the Logan Heights CDC.</p> <p>During the period of 07/01/20-06/30/21, a total of sixteen (16) unduplicated LMC individuals were served, a total of seven (7) microenterprise businesses were established, and a total of six (6) existing microenterprise businesses were established. All thirteen (13) microenterprise businesses assisted were minority-owned businesses, of which ten (10) were women-owned businesses. A total of twenty-two (22) Technical Assistance Workshops were conducted as group sessions. A total of sixteen (16) One-on-One Technical Assistance sessions were conducted with clients.</p>	



U.S. Department of Housing and Urban Development
 Office of Community Planning and Development
 Integrated Disbursement and Information System
 CDBG Activity Summary Report (GPR) for Program Year 2023
 SAN DIEGO

Date: 25-Sep-2024
 Time: 19:38
 Page: 56

PGM Year: 2020
Project: 0004 - ECONOMIC DEVELOPMENT
IDIS Activity: 7485 - MISSION EDGE-CITY SAIL-21
Status: Completed 10/27/2023 12:00:00 AM
Location: 2820 Roosevelt Rd Ste 105 San Diego, CA 92106-6146
Objective: Create economic opportunities
Outcome: Availability/accessibility
Matrix Code: Micro-Enterprise Assistance (18C) **National Objective:** LMCMC

Activity to prevent, prepare for, and respond to Coronavirus: No

Initial Funding Date: 04/15/2021

Description:
 The City SAIL project will utilize technical assistance, mentorship sessions, and module workshops to assist LMI individuals within the City of San Diego to establish or expand their microenterprise.

Financing

	Fund Type	Grant Year	Grant	Funded Amount	Drawn In Program Year	Drawn Thru Program Year
CDBG	EN	2020	B20MC060542	\$90,578.62	\$0.00	\$90,578.62
	PI			\$111,031.07	\$0.00	\$111,031.07
Total	Total			\$201,609.69	\$0.00	\$201,609.69

Proposed Accomplishments

Businesses : 20

Actual Accomplishments

Number assisted:

	Owner		Renter		Total		Person	
	Total	Hispanic	Total	Hispanic	Total	Hispanic	Total	Hispanic
White:	0	0	0	0	0	0	15	3
Black/African American:	0	0	0	0	0	0	4	0
Asian:	0	0	0	0	0	0	2	0
American Indian/Alaskan Native:	0	0	0	0	0	0	0	0
Native Hawaiian/Other Pacific Islander:	0	0	0	0	0	0	0	0
American Indian/Alaskan Native & White:	0	0	0	0	0	0	0	0
Asian White:	0	0	0	0	0	0	0	0
Black/African American & White:	0	0	0	0	0	0	0	0
American Indian/Alaskan Native & Black/African American:	0	0	0	0	0	0	0	0
Other multi-racial:	0	0	0	0	0	0	0	0
Asian/Pacific Islander:	0	0	0	0	0	0	0	0



U.S. Department of Housing and Urban Development
 Office of Community Planning and Development
 Integrated Disbursement and Information System
 CDBG Activity Summary Report (GPR) for Program Year 2023
 SAN DIEGO

Date: 25-Sep-2024
 Time: 19:38
 Page: 57

Hispanic:	0	0	0	0	0	0	0	0
Total:	0	0	0	0	0	0	21	3

Female-headed Households: 0 0 0 0

Income Category:

	Owner	Renter	Total	Person
Extremely Low	0	0	0	8
Low Mod	0	0	0	12
Moderate	0	0	0	1
Non Low Moderate	0	0	0	0
Total	0	0	0	21
Percent Low/Mod				100.0%

Annual Accomplishments

Years	Accomplishment Narrative	# Benefitting
2020	For fiscal year 2022 closeout report, 11 businesses were assisted and a total of 21 businesses clients were assisted. During fiscal year 2021 (FY21), Mission Edge received 28 applications and accepted 19 organizations for the Fall 2020 and Spring 2021 City SAIL Program. Our applicant pool continues to grow and during the spring cohort we saw a noticeable increase in quality applications. Due to COVID-19, all sessions during FY21 were virtual. For the Spring 2021 (S-21) cohort, our mentors came from our personal networks, with a few returning mentors and a few new mentors. We received great feedback from participants about their mentors, most notably that their help was targeted, specific, and much needed. During the Fall 2020 (F-20) and S-21, we completed five learning modules over the course of 10-12 weeks. S-21 saw a particularly amazing pool of organizations, three of which advanced to a final round of pitch deck judging. One team, MAKE Projects, was chosen by three non-Mission Edge judges to receive a prize of \$2,500 as a result of their pitch and mission. We continue to support the organizations as part of our Impact Lab through on-going strategy sessions. In these meetings, we discuss where each organization leader is in their entrepreneurial journey and help them continue to assess their ideas. We aim to provide long-term support to each organization to ensure they are well-equipped to fulfill their missions.	



U.S. Department of Housing and Urban Development
 Office of Community Planning and Development
 Integrated Disbursement and Information System
 CDBG Activity Summary Report (GPR) for Program Year 2023
 SAN DIEGO

Date: 25-Sep-2024
 Time: 19:38
 Page: 58

PGM Year: 2020
Project: 0004 - ECONOMIC DEVELOPMENT
IDIS Activity: 7487 - SOMALI FAMILY SD-MICROENTERPRISE PROGRAM-21
Status: Completed 4/4/2024 12:00:00 AM **Objective:** Create economic opportunities
Location: 5348 University Ave Ste 203 San Diego, CA 92105-8025 **Outcome:** Availability/accessibility
Matrix Code: Micro-Enterprise Assistance (18C) **National Objective:** LMCMC

Activity to prevent, prepare for, and respond to Coronavirus: No

Initial Funding Date: 04/15/2021

Description:
 The SFS Microenterprise Program aims to create economic opportunity by providing training and technical assistance to eligible LMI East African refugees and immigrants in City Heights to establish or expand microenterprise businesses in the City of San Diego.

Financing

	Fund Type	Grant Year	Grant	Funded Amount	Drawn In Program Year	Drawn Thru Program Year
CDBG	EN	2020	B20MC060542	\$111,649.94	\$16,074.69	\$111,649.94
	PI			\$79,418.04	\$0.00	\$79,418.04
Total	Total			\$191,067.98	\$16,074.69	\$191,067.98

Proposed Accomplishments

Businesses : 30

Actual Accomplishments

Number assisted:

	Owner		Renter		Total		Person	
	Total	Hispanic	Total	Hispanic	Total	Hispanic	Total	Hispanic
White:	0	0	0	0	0	0		0
Black/African American:	0	0	0	0	0	0	16	0
Asian:	0	0	0	0	0	0	0	0
American Indian/Alaskan Native:	0	0	0	0	0	0	0	0
Native Hawaiian/Other Pacific Islander:	0	0	0	0	0	0	0	0
American Indian/Alaskan Native & White:	0	0	0	0	0	0	0	0
Asian White:	0	0	0	0	0	0	0	0
Black/African American & White:	0	0	0	0	0	0	0	0
American Indian/Alaskan Native & Black/African American:	0	0	0	0	0	0	0	0
Other multi-racial:	0	0	0	0	0	0	1	0
Asian/Pacific Islander:	0	0	0	0	0	0	0	0



U.S. Department of Housing and Urban Development
 Office of Community Planning and Development
 Integrated Disbursement and Information System
 CDBG Activity Summary Report (GPR) for Program Year 2023
 SAN DIEGO

Date: 25-Sep-2024
 Time: 19:38
 Page: 59

Hispanic:	0	0	0	0	0	0	0	0
Total:	0	0	0	0	0	0	17	0

Female-headed Households: 0 0 0 0

Income Category:

	Owner	Renter	Total	Person
Extremely Low	0	0	0	13
Low Mod	0	0	0	4
Moderate	0	0	0	2
Non Low Moderate	0	0	0	0
Total	0	0	0	19
Percent Low/Mod				100.0%

Annual Accomplishments

Years	Accomplishment Narrative	# Benefitting
2020	For fiscal year 2021 year end, 17 clients and 3 businesses have been assisted. Due to COVID related delays, project will continue into fy 2022.	
2021	<p>FY 2022 Closeout: The Microenterprise Program provided educational workshops and webinars that focused on personalized requirements for clients and microenterprise businesses being established or expanded in the City of San Diego. Technical Assistance sessions was provided directly help clients with how to develop new business plans, improve existing business plans, start research for their microenterprise business (e.g., business viability; availability of business name; required regulatory permits and licenses), obtain and pay for required regulatory permits and licenses, and locate available additional business funding resources for establishing, maintaining, or expanding their microenterprise business.</p> <p>During the period of 03/01/21-06/30/22, a total of twenty-seven (27) unduplicated LMC individuals were served, a total of thirteen (13) microenterprise businesses were established, and a total of three (3) existing microenterprise businesses were established. All sixteen (16) microenterprise businesses assisted were minority-owned businesses, of which eleven (11) were women-owned businesses. A total of eleven (11) Technical Assistance Workshops were conducted as group sessions. A total of one-hundred eleven (111) One-on-One Technical Assistance sessions were conducted.</p>	



U.S. Department of Housing and Urban Development
 Office of Community Planning and Development
 Integrated Disbursement and Information System
 CDBG Activity Summary Report (GPR) for Program Year 2023
 SAN DIEGO

Date: 25-Sep-2024
 Time: 19:38
 Page: 60

PGM Year: 2020
Project: 0006 - AFFORDABLE HOUSING AND RESIDENTIAL REHABILITATION
IDIS Activity: 7488 - CHICANO FED-HAW 1-21
Status: Completed 11/21/2023 12:00:00 AM
Location: 3051 Hawthorn St San Diego, CA 92104-5534
Objective: Provide decent affordable housing
Outcome: Affordability
Matrix Code: Rehab; Multi-Unit Residential (14B) **National Objective:** LMH

Activity to prevent, prepare for, and respond to Coronavirus: No

Initial Funding Date: 04/15/2021

Description:

The Haw 1 Rehabilitation project will renovate an aging two-story structure that was built in 1960 with 13 living units for families. ADA living unit accessibility upgrades will be made, such as installing entrance ramps; installing grab bars around commodes and showers; making sure that the top of toilet seat meets the required height from the floor; installing a drain line under lavatory sink either wrapped or insulated; making space for wheelchair maneuverability; and making sure that there is ADA access from the street. Health and safety improvements will also be made, such as installing exterior access stairs; replacing windows with new hardware; roof replacement with associated rigid insulation; wood repair and rain gutters and downspouts; replacing Cantilever deck guard rails and stair rails to meet current safety codes and associated concrete repairs; installing a solar water heating system; and demolishing the existing heating unit.

Financing

	Fund Type	Grant Year	Grant	Funded Amount	Drawn In Program Year	Drawn Thru Program Year
CDBG	EN	2020	B20MC060542	\$248,918.70	\$243,900.70	\$248,918.70
	PI			\$23,795.98	\$0.00	\$23,795.98
Total	Total			\$272,714.68	\$243,900.70	\$272,714.68

Proposed Accomplishments

Housing Units : 13

Actual Accomplishments

Number assisted:

	Owner		Renter		Total		Person	
	Total	Hispanic	Total	Hispanic	Total	Hispanic	Total	Hispanic
White:	0	0	10	10	10	10	0	0
Black/African American:	0	0	0	0	0	0	0	0
Asian:	0	0	0	0	0	0	0	0
American Indian/Alaskan Native:	0	0	0	0	0	0	0	0
Native Hawaiian/Other Pacific Islander:	0	0	0	0	0	0	0	0
American Indian/Alaskan Native & White:	0	0	0	0	0	0	0	0
Asian White:	0	0	0	0	0	0	0	0
Black/African American & White:	0	0	0	0	0	0	0	0



U.S. Department of Housing and Urban Development
 Office of Community Planning and Development
 Integrated Disbursement and Information System
 CDBG Activity Summary Report (GPR) for Program Year 2023
 SAN DIEGO

Date: 25-Sep-2024
 Time: 19:38
 Page: 61

American Indian/Alaskan Native & Black/African American:	0	0	0	0	0	0	0	0
Other multi-racial:	0	0	3	3	3	3	0	0
Asian/Pacific Islander:	0	0	0	0	0	0	0	0
Hispanic:	0	0	0	0	0	0	0	0
Total:	0	0	13	13	13	13	0	0
Female-headed Households:	0		7		7			

Income Category:

	Owner	Renter	Total	Person
Extremely Low	0	9	9	0
Low Mod	0	4	4	0
Moderate	0	0	0	0
Non Low Moderate	0	0	0	0
Total	0	13	13	0
Percent Low/Mod		100.0%	100.0%	

Annual Accomplishments

Years	Accomplishment Narrative	# Benefitting
2020	For fiscal year 2021 year end, construction is ongoing. Through June 30, Chicano Federation spent money on efforts to find a construction manager. Total spending was \$ 2,769 which resulted in us contracting with a well-qualified construction manager , additional spending began after June 30th and will increase materially through the end of year and into the next year. right now the architect is finishing the preliminary drawings for the building so we can then work on the scope of work.	
2022	Installed windows, efficient water heaters, and new entrance ramp. Project included completely remodeling of an ADA accessible unit and replacing of cantilever deck guard rails/stair rails to meet current safety codes. Project is completed.	
2023	FY 2024 Closeout: The Hawthorn 1 rehabilitation project renovated a two-story affordable housing complex with 13 units for low income , high potential families. The structure was in dire need of the following ADA upgrades that were facilitated through the funds: Installation of windows, installing new entrance ramp, and completely remodel a ADA accessible unit, water efficient water heaters, replacing cantilever deck guard rails and stair rails to meet current safety codes. The impact is two-fold: providing vibrant and dignified housing to the increasing number of San Diegans who would otherwise spend over 50 % of their income on rent while the property's value. together we provided access to quality housing to people vulnerable to homelessness.	



U.S. Department of Housing and Urban Development
 Office of Community Planning and Development
 Integrated Disbursement and Information System
 CDBG Activity Summary Report (GPR) for Program Year 2023
 SAN DIEGO

Date: 25-Sep-2024
 Time: 19:38
 Page: 62

PGM Year: 2020
Project: 0007 - NONPROFIT FACILITY IMPROVEMENTS
IDIS Activity: 7491 - FHC-DIAMOND NEIGHBORHOODS FHC REMODEL-21
Status: Completed 11/21/2023 12:00:00 AM
Location: 823 Gateway Center Way San Diego, CA 92102-4541
Objective: Create suitable living environments
Outcome: Availability/accessibility
Matrix Code: Health Facilities (03P) **National Objective:** LMC

Activity to prevent, prepare for, and respond to Coronavirus: No

Initial Funding Date: 06/01/2021

Description:
 The Diamond Neighborhoods FHC Remodel project will add seven (7) new exam rooms to the first floor of the Diamond Neighborhoods Family Health Center (DNFHC) through interior renovations to the clinics Patient Services Representatives (PSR) stations and lobby.

Financing

	Fund Type	Grant Year	Grant	Funded Amount	Drawn In Program Year	Drawn Thru Program Year
CDBG	EN	2020	B20MC060542	\$484,130.92	\$0.00	\$484,130.92
	PI			\$95,843.79	\$34,902.60	\$95,843.79
Total	Total			\$579,974.71	\$34,902.60	\$579,974.71

Proposed Accomplishments

Public Facilities : 1

Actual Accomplishments

Number assisted:

	Owner		Renter		Total		Person	
	Total	Hispanic	Total	Hispanic	Total	Hispanic	Total	Hispanic
White:	0	0	0	0	0	0	5,090	1,943
Black/African American:	0	0	0	0	0	0	996	31
Asian:	0	0	0	0	0	0	365	7
American Indian/Alaskan Native:	0	0	0	0	0	0	27	10
Native Hawaiian/Other Pacific Islander:	0	0	0	0	0	0	50	2
American Indian/Alaskan Native & White:	0	0	0	0	0	0	0	0
Asian White:	0	0	0	0	0	0	0	0
Black/African American & White:	0	0	0	0	0	0	0	0
American Indian/Alaskan Native & Black/African American:	0	0	0	0	0	0	0	0
Other multi-racial:	0	0	0	0	0	0	1,819	613
Asian/Pacific Islander:	0	0	0	0	0	0	0	0



U.S. Department of Housing and Urban Development
 Office of Community Planning and Development
 Integrated Disbursement and Information System
 CDBG Activity Summary Report (GPR) for Program Year 2023
 SAN DIEGO

Date: 25-Sep-2024
 Time: 19:38
 Page: 63

Hispanic:	0	0	0	0	0	0	0	0
Total:	0	0	0	0	0	0	8,347	2,606

Female-headed Households: 0 0 0 0

Income Category:

	Owner	Renter	Total	Person
Extremely Low	0	0	0	3,267
Low Mod	0	0	0	840
Moderate	0	0	0	1,808
Non Low Moderate	0	0	0	2,432
Total	0	0	0	8,347
Percent Low/Mod				70.9%

Annual Accomplishments

Years	Accomplishment Narrative	# Benefitting
2020	<p>For fiscal year 2021 year end, project is underway and will continue. During the reporting period, Family Health Centers of San Diego (FHCS D) worked to meet the project outcome to improve access to services and resources for the purpose of creating a suitable living environment. FHCS D will add seven new exam rooms to the first floor of the Diamond Neighborhoods Family Health Center (DNFHC). Each room will have a sink, overhead sprinkler, electrical capabilities, and necessary equipment to be a fully functional exam room to provide primary care services to patients. Upon completion of the additional seven new exam rooms FHCS D will serve 1,596 unduplicated patients by June 2022. Upon award of the contract in July 2020, FHCS D worked with the architect to submit plans to the City for review and approval. In March 2021, FHCS D received project approval and moved forward to obtain necessary permits. Prior to approval, the Architect worked with the City to make requested changes between July 2020 and March 2021. It was communicated to FHCS D that obtaining approval of changes, and plan submissions including electrical, structural, and mechanical, was delayed due to COVID-19, per the City. With project approval secured from the City, FHCS D sent out invitations to bid in March 2021. After the initial invitation to bid, FHCS D was informed by the assigned City Project Manager that the project will need to be re-bid due to Invitation for Bid language needing to be revised. In June 2021, a contractor, Grahovac, was chosen. A letter of intent was reviewed and approved by the City Project Manager and subsequently sent to Grahovac informing them that FHCS D would move forward to issue them a contract. Between the end of June and August 2021, FHCS D worked with the City to approve Grahovac's contract. The City Project Manager provided a list of documents and next steps for putting the project under contract. FHCS D and Grahovac worked to gather the documents and submitted them to the City for approval. Contract approval by the City was granted. The contract was forwarded to FHCS D Executive Leadership for review and was subsequently approved. As of submission of this report, FHCS D is awaiting Grahovac to submit additional documentation to the City. Once the documents are submitted the contract can be fully executed. Following contract execution, FHCS D, Grahovac and the City Project Manager will hold a pre-construction meeting. Based on current contract status, it is anticipated that construction will begin in mid-September and will be completed by the beginning of February 2022. Finishing construction in February 2022 will ensure that FHCS D captures two months of patient data. FHCS D experienced initial delays in approval of plans from the City due to the COVID-19 pandemic. However, FHCS D is confident that all project goals will be completed by June 2022.</p>	



U.S. Department of Housing and Urban Development
Office of Community Planning and Development
Integrated Disbursement and Information System
CDBG Activity Summary Report (GPR) for Program Year 2023
SAN DIEGO

Date: 25-Sep-2024
Time: 19:38
Page: 64

Years	Accomplishment Narrative	# Benefitting
2022	<p>At FY23 project close-out, renovations were completed in October 2022 and involved adding 7 examination rooms, a vitals area, 2 Patient Services Representative stations, 2 Medical Assistant stations, 5 nurse stations, and 6 provider stations, which increased the available space by over 2500 square feet. The DNFHC is located in the densely populated Central Region of San Diego County and serves low-income and medically underserved residents of the City's southeastern communities. DNFHC offers comprehensive primary healthcare services, including integrated behavioral health, dental care, vision care, and other specialty care and support services. Following the completion of the renovation, the DNFHC will be able to accommodate an additional 70 in-person patients (scheduled appointments and/or walk-ins) and 40 patients through increased telehealth capabilities per day in the event of an emergency or disaster. This translates to an additional 2,940 unduplicated patients and 17,640 visits annually.</p>	



U.S. Department of Housing and Urban Development
 Office of Community Planning and Development
 Integrated Disbursement and Information System
 CDBG Activity Summary Report (GPR) for Program Year 2023
 SAN DIEGO

Date: 25-Sep-2024
 Time: 19:38
 Page: 65

PGM Year: 2020
Project: 0007 - NONPROFIT FACILITY IMPROVEMENTS
IDIS Activity: 7492 - JCNI-CHOLLAS CREEK SOUTH PED CONNECTOR-21

Status: Completed 8/9/2023 12:00:00 AM Objective: Create suitable living environments
 Location: 404 Euclid Ave San Diego, CA 92114-2221 Outcome: Availability/accessibility
 Matrix Code: Neighborhood Facilities (03E) National Objective: LMA

Activity to prevent, prepare for, and respond to Coronavirus: No

Initial Funding Date: 06/01/2021

Description:
 The Chollas Creek South Pedestrian Connector project will replace 3,230 square feet of deteriorating asphalt with new concrete trail along the portion of Chollas Creek, adjacent to the Joe and Vi Jacobs Community Center (JVJC). It will also add 3,650 square feet of new trail on the opposite side of the creek as well as add 360 square feet of concrete and 1,410 square feet of decomposed granite trail that will create access to and from KIPP charter school via a trail alongside the school.

Financing

	Fund Type	Grant Year	Grant	Funded Amount	Drawn In Program Year	Drawn Thru Program Year
CDBG	EN	2019	B19MC060542	\$265,134.57	\$0.00	\$265,134.57
	PI			\$140,398.43	\$0.00	\$140,398.43
Total	Total			\$405,533.00	\$0.00	\$405,533.00

Proposed Accomplishments
 Public Facilities : 1
 Total Population in Service Area: 17,590
 Census Tract Percent Low / Mod: 79.22

Annual Accomplishments

Years	Accomplishment Narrative	# Benefitting
2020	For fiscal year 2021 year end, project is ongoing. Updates include: re-examining the site of this project with geotechnical, biological and engineering consultants. Work on fine tuning the work scope to move this project forward will continue in 2021. Project will continue into fiscal year 2022.	
2022	At FY23 project close-out, project completed a new grass field and replacement of a pedestrian walking corridor. Construction activities were completed in October 2022. The area which functions as a major pedestrian connector for school children and families to reach the charter school, Jacobs facility, the trolley station, and shopping center safely in this low to moderate income area.	



U.S. Department of Housing and Urban Development
 Office of Community Planning and Development
 Integrated Disbursement and Information System
 CDBG Activity Summary Report (GPR) for Program Year 2023
 SAN DIEGO

Date: 25-Sep-2024
 Time: 19:38
 Page: 66

PGM Year: 2020
Project: 0007 - NONPROFIT FACILITY IMPROVEMENTS
IDIS Activity: 7493 - SVDP MGMT-PAUL MIRABLE PLUMBING RENOVATION-21

Status: Completed 10/27/2023 12:00:00 AM Objective: Create suitable living environments
 Location: 3350 E St San Diego, CA 92102-3332 Outcome: Availability/accessibility
 Matrix Code: Homeless Facilities (not operating costs) (03C) National Objective: LMC

Activity to prevent, prepare for, and respond to Coronavirus: No

Initial Funding Date: 06/01/2021

Description:
 The project will improve the condition of the Paul Mirabile Center by renovating the entire buildings plumbing, including new pipe lining as well as new heavy duty stainless steel commodes (lavatorytoilets) in the first floor bathrooms.
 The improvement will include the use of pipe lining that will essentially create a new secure pipe within the encasing of the existing pipes.
 The pipe lining, through minimally invasive cuts into existing pipes, is inserted and then inflated to take the form of the pipe.
 This will be used for the entire building, giving the piping system a useful life of another 10-15 years.

Financing

	Fund Type	Grant Year	Grant	Funded Amount	Drawn In Program Year	Drawn Thru Program Year
CDBG	EN	2018	B18MC060542	\$10,953.34	\$0.00	\$10,953.34
	PI			\$164,046.66	\$0.00	\$164,046.66
Total	Total			\$175,000.00	\$0.00	\$175,000.00

Proposed Accomplishments

Public Facilities : 1

Actual Accomplishments

Number assisted:

	Owner		Renter		Total		Person	
	Total	Hispanic	Total	Hispanic	Total	Hispanic	Total	Hispanic
White:	0	0	0	0	0	0	406	87
Black/African American:	0	0	0	0	0	0	146	0
Asian:	0	0	0	0	0	0	18	0
American Indian/Alaskan Native:	0	0	0	0	0	0	0	0
Native Hawaiian/Other Pacific Islander:	0	0	0	0	0	0	4	0
American Indian/Alaskan Native & White:	0	0	0	0	0	0	18	0
Asian White:	0	0	0	0	0	0	0	0
Black/African American & White:	0	0	0	0	0	0	0	0
American Indian/Alaskan Native & Black/African American:	0	0	0	0	0	0	0	0
Other multi-racial:	0	0	0	0	0	0	17	0



U.S. Department of Housing and Urban Development
 Office of Community Planning and Development
 Integrated Disbursement and Information System
 CDBG Activity Summary Report (GPR) for Program Year 2023
 SAN DIEGO

Date: 25-Sep-2024
 Time: 19:38
 Page: 67

Asian/Pacific Islander:	0	0	0	0	0	0	0	0
Hispanic:	0	0	0	0	0	0	0	0
Total:	0	0	0	0	0	0	609	87
Female-headed Households:	0		0		0			

Income Category:

	Owner	Renter	Total	Person
Extremely Low	0	0	0	609
Low Mod	0	0	0	0
Moderate	0	0	0	0
Non Low Moderate	0	0	0	0
Total	0	0	0	609
Percent Low/Mod				100.0%

Annual Accomplishments

Years	Accomplishment Narrative	# Benefitting
2020	For fiscal year 2021 year end, project is still in the BID process and will continue into fiscal year 2022.	
2022	At FY23 project close-out, out-of-date commodes were replaced with heavy-duty commodes in the first-floor bathrooms. The project included the use of pipelining which created a new secure pipe within the encasing of the existing pipes. The Paul Mirabile Center (PMC) plumbing renovation project has improved the building's overall functionality with the implementation of the new pipe lining. Clients receiving services at the PMC are individuals of all ages and demographics, single parents, veterans, seniors, individuals with a mental health diagnosis, HIV/AIDS, physical disabilities, and developmental disabilities.	



U.S. Department of Housing and Urban Development
 Office of Community Planning and Development
 Integrated Disbursement and Information System
 CDBG Activity Summary Report (GPR) for Program Year 2023
 SAN DIEGO

Date: 25-Sep-2024
 Time: 19:38
 Page: 68

PGM Year: 2019
Project: 0006 - Improvement of Nonprofit Facilities
IDIS Activity: 7502 - NTC-VVSD-20
Status: Completed 11/21/2023 12:00:00 AM
Location: 4141 Pacific Hwy San Diego, CA 92110-2030
Objective: Create suitable living environments
Outcome: Availability/accessibility
Matrix Code: Homeless Facilities (not operating costs) (03C) **National Objective:** LMC

Activity to prevent, prepare for, and respond to Coronavirus: No

Initial Funding Date: 11/06/2020

Description:
 Veterans Village of San Diego (VVSD) will install a centralized, integrated Fire Alarm System for the campus facilities at 4141 Pacific Highway in the San Diego area. The installation of this fire alarm system will provide safe and suitable living environment for the Veterans accessing transition housing and support services.

Financing

	Fund Type	Grant Year	Grant	Funded Amount	Drawn In Program Year	Drawn Thru Program Year
CDBG	PI			\$233,195.63	\$0.00	\$233,195.63
Total	Total			\$233,195.63	\$0.00	\$233,195.63

Proposed Accomplishments

Public Facilities : 1

Actual Accomplishments

Number assisted:

	Owner		Renter		Total		Person	
	Total	Hispanic	Total	Hispanic	Total	Hispanic	Total	Hispanic
White:	0	0	0	0	0	0	124	0
Black/African American:	0	0	0	0	0	0	46	0
Asian:	0	0	0	0	0	0	4	0
American Indian/Alaskan Native:	0	0	0	0	0	0	1	0
Native Hawaiian/Other Pacific Islander:	0	0	0	0	0	0	5	0
American Indian/Alaskan Native & White:	0	0	0	0	0	0	1	0
Asian White:	0	0	0	0	0	0	1	0
Black/African American & White:	0	0	0	0	0	0	0	0
American Indian/Alaskan Native & Black/African American:	0	0	0	0	0	0	0	0
Other multi-racial:	0	0	0	0	0	0	44	0
Asian/Pacific Islander:	0	0	0	0	0	0	0	0
Hispanic:	0	0	0	0	0	0	0	0



U.S. Department of Housing and Urban Development
 Office of Community Planning and Development
 Integrated Disbursement and Information System
 CDBG Activity Summary Report (GPR) for Program Year 2023
 SAN DIEGO

Date: 25-Sep-2024
 Time: 19:38
 Page: 69

Total:	0	0	0	0	0	0	226	0
Female-headed Households:	0		0		0			
<i>Income Category:</i>								
	Owner	Renter	Total	Person				
Extremely Low	0	0	0	207				
Low Mod	0	0	0	15				
Moderate	0	0	0	4				
Non Low Moderate	0	0	0	0				
Total	0	0	0	226				
Percent Low/Mod				100.0%				

Annual Accomplishments

Years	Accomplishment Narrative	# Benefiting
2023	FY2024 Closeout states that a centralized integrated fire alarm system was installed at the campus facility at 4141 Pacific Highway. The installation of this system provides a safe and suitable living environment for the veterans accessing transitional housing and supportive services.	



U.S. Department of Housing and Urban Development
 Office of Community Planning and Development
 Integrated Disbursement and Information System
 CDBG Activity Summary Report (GPR) for Program Year 2023
 SAN DIEGO

Date: 25-Sep-2024
 Time: 19:38
 Page: 70

PGM Year: 2019
Project: 0006 - Improvement of Nonprofit Facilities
IDIS Activity: 7503 - NTC-SDYS-20
Status: Open
Location: 3255 Wing St Ste 550 Suite 550 San Diego, CA 92110-4641
Objective: Create suitable living environments
Outcome: Availability/accessibility
Matrix Code: Homeless Facilities (not operating costs) (03C) **National Objective:** LMC

Activity to prevent, prepare for, and respond to Coronavirus: No

Initial Funding Date: 11/06/2020

Description:
 The San Diego Youth Services (SDYS) "Take Wing" building is a five (5) building apartment complex comprising of 32 units that provide transitional housing to low-moderate income individuals, specifically formerly homeless young mothers, young families, and at-risk youth who have aged out of the Foster Care system in San Diego. The five (5) building apartment complex will have the roof replaced and repaired in preparation for the installation of Solar panels. With the Roof replacement and Solar panels installed at the facility, San Diego Youth Services will be able to offer supportive services/activities that focus on ending homelessness, promoting mental health and addiction recovery, prevent delinquency and school failure, child abuse and neglect of individuals in the San Diego area.

Financing

	Fund Type	Grant Year	Grant	Funded Amount	Drawn In Program Year	Drawn Thru Program Year
CDBG	EN	2019	B19MC060542	\$122,559.56	\$0.00	\$79,006.99
	PI			\$164,940.44	\$0.00	\$164,940.44
Total	Total			\$287,500.00	\$0.00	\$243,947.43

Proposed Accomplishments

Public Facilities : 1

Actual Accomplishments

Number assisted:

	Owner		Renter		Total		Person	
	Total	Hispanic	Total	Hispanic	Total	Hispanic	Total	Hispanic
White:	0	0	0	0	0	0	9	5
Black/African American:	0	0	0	0	0	0	13	8
Asian:	0	0	0	0	0	0	1	0
American Indian/Alaskan Native:	0	0	0	0	0	0	0	0
Native Hawaiian/Other Pacific Islander:	0	0	0	0	0	0	0	0
American Indian/Alaskan Native & White:	0	0	0	0	0	0	0	0
Asian White:	0	0	0	0	0	0	0	0
Black/African American & White:	0	0	0	0	0	0	4	2
American Indian/Alaskan Native & Black/African American:	0	0	0	0	0	0	0	0
Other multi-racial:	0	0	0	0	0	0	5	2



U.S. Department of Housing and Urban Development
 Office of Community Planning and Development
 Integrated Disbursement and Information System
 CDBG Activity Summary Report (GPR) for Program Year 2023
 SAN DIEGO

Date: 25-Sep-2024
 Time: 19:38
 Page: 71

Asian/Pacific Islander:	0	0	0	0	0	0	0	0
Hispanic:	0	0	0	0	0	0	0	0
Total:	0	0	0	0	0	0	32	17

Female-headed Households: 0 0 0 0 0 0 0 0 0

Income Category:

	Owner	Renter	Total	Person
Extremely Low	0	0	0	32
Low Mod	0	0	0	0
Moderate	0	0	0	0
Non Low Moderate	0	0	0	0
Total	0	0	0	32
Percent Low/Mod				100.0%

Annual Accomplishments

Years	Accomplishment Narrative	# Benefiting
2022	A total of one nonprofit public facility was improved to benefit low-income individuals. 32 units were improved to grant residents improved access to services and resources, for the purpose of creating a suitable living environment upon completion of the facility improvements. The San Diego Youth Services (SDYS) "Take Wing" building is a five (5) building apartment complex comprising of 32 units that provide transitional housing to low-moderate income individuals, specifically formerly homeless young mothers, young families, and at-risk youth who have aged out of the Foster Care system in San Diego. The five (5) building apartment complex had the roof replaced and repaired in preparation for the installation of Solar panels. With the Roof replacement and Solar panels installed at the facility, San Diego Youth Services will be able to offer supportive services/activities that focus on ending homelessness, promoting mental health and addiction recovery, prevent delinquency and school failure, child abuse and neglect of individuals in the San Diego area.	



U.S. Department of Housing and Urban Development
 Office of Community Planning and Development
 Integrated Disbursement and Information System
 CDBG Activity Summary Report (GPR) for Program Year 2023
 SAN DIEGO

Date: 25-Sep-2024
 Time: 19:38
 Page: 72

PGM Year: 2020
Project: 0003 - CDBG Administration
IDIS Activity: 7506 - HUD ADMIN-21

Status: Completed 12/1/2023 6:40:13 AM
Location: ,

Objective:
Outcome:
Matrix Code: General Program Administration (21A) **National Objective:**

Activity to prevent, prepare for, and respond to Coronavirus: No

Initial Funding Date: 11/18/2020

Description:
 General CDBG administration costs

Financing

	Fund Type	Grant Year	Grant	Funded Amount	Drawn In Program Year	Drawn Thru Program Year
CDBG	EN	2018	B18MC060542	\$4,336.40	\$0.00	\$4,336.40
		2020	B20MC060542	\$1,122,340.97	\$0.00	\$1,122,340.97
	PI			\$418,837.01	\$0.00	\$418,837.01
Total	Total			\$1,545,514.38	\$0.00	\$1,545,514.38

Proposed Accomplishments

Actual Accomplishments

Number assisted:

	Owner		Renter		Total		Person	
	Total	Hispanic	Total	Hispanic	Total	Hispanic	Total	Hispanic
White:					0	0		
Black/African American:					0	0		
Asian:					0	0		
American Indian/Alaskan Native:					0	0		
Native Hawaiian/Other Pacific Islander:					0	0		
American Indian/Alaskan Native & White:					0	0		
Asian White:					0	0		
Black/African American & White:					0	0		
American Indian/Alaskan Native & Black/African American:					0	0		
Other multi-racial:					0	0		
Asian/Pacific Islander:					0	0		
Hispanic:					0	0		



U.S. Department of Housing and Urban Development
 Office of Community Planning and Development
 Integrated Disbursement and Information System
 CDBG Activity Summary Report (GPR) for Program Year 2023
 SAN DIEGO

Date: 25-Sep-2024
 Time: 19:38
 Page: 73

Total: 0 0 0 0 0 0 0 0

Female-headed Households: 0

Income Category:

	Owner	Renter	Total	Person
Extremely Low			0	
Low Mod			0	
Moderate			0	
Non Low Moderate			0	
Total	0	0	0	0
Percent Low/Mod				

Annual Accomplishments

No data returned for this view. This might be because the applied filter excludes all data.



U.S. Department of Housing and Urban Development
 Office of Community Planning and Development
 Integrated Disbursement and Information System
 CDBG Activity Summary Report (GPR) for Program Year 2023
 SAN DIEGO

Date: 25-Sep-2024
 Time: 19:38
 Page: 74

PGM Year: 2020
Project: 0004 - ECONOMIC DEVELOPMENT
IDIS Activity: 7510 - CITY SD-EARLY STAGE ACCEL CONNECT-21
Status: Open
Location: 1200 3rd Ave San Diego, CA 92101-4110
Objective: Create economic opportunities
Outcome: Availability/accessibility
Matrix Code: ED Technical Assistance (18B) **National Objective:** LMA

Activity to prevent, prepare for, and respond to Coronavirus: No

Initial Funding Date: 08/19/2021

Description:
 Small business incubator, within an LMI community focused on emerging small businesses with the potential to create jobs for LMI residents.

Financing

	Fund Type	Grant Year	Grant	Funded Amount	Drawn In Program Year	Drawn Thru Program Year
CDBG	EN	2020	B20MC060542	\$500,000.00	\$59,127.96	\$177,681.15
Total	Total			\$500,000.00	\$59,127.96	\$177,681.15

Proposed Accomplishments
 Businesses : 1
 Total Population in Service Area: 4,940
 Census Tract Percent Low / Mod: 63.56

Annual Accomplishments
 No data returned for this view. This might be because the applied filter excludes all data.



U.S. Department of Housing and Urban Development
 Office of Community Planning and Development
 Integrated Disbursement and Information System
 CDBG Activity Summary Report (GPR) for Program Year 2023
 SAN DIEGO

Date: 25-Sep-2024
 Time: 19:38
 Page: 75

PGM Year: 2019
Project: 0033 - CDBG-CV Related activities
IDIS Activity: 7514 - TBD-NONPROFIT PS ACTIVITY 2-20

Status: Canceled 9/24/2024 12:00:00 AM
Location: 1200 3rd Ave San Diego, CA 92101-4110
Objective: Create suitable living environments
Outcome: Availability/accessibility
Matrix Code: Other Public Services Not Listed in 05A-05Y, 03T (05Z) **National Objective:** LMC

Activity to prevent, prepare for, and respond to Coronavirus: Yes

Initial Funding Date: 04/07/2021

Description:
 Second NOFA for PS activities for 121.
 Cancelled project on 92424 to clean up IDIS activities.
 These funds (\$2,721) are to be reprogrammed to Bridge to Home program Master IDIS NOFA (#7456).

Financing
 No data returned for this view. This might be because the applied filter excludes all data.

Proposed Accomplishments

People (General) : 1

Actual Accomplishments

Number assisted:

	Owner		Renter		Total		Person	
	Total	Hispanic	Total	Hispanic	Total	Hispanic	Total	Hispanic
White:	0	0	0	0	0	0		0
Black/African American:	0	0	0	0	0	0	0	0
Asian:	0	0	0	0	0	0	0	0
American Indian/Alaskan Native:	0	0	0	0	0	0	0	0
Native Hawaiian/Other Pacific Islander:	0	0	0	0	0	0	0	0
American Indian/Alaskan Native & White:	0	0	0	0	0	0	0	0
Asian White:	0	0	0	0	0	0	0	0
Black/African American & White:	0	0	0	0	0	0	0	0



U.S. Department of Housing and Urban Development
 Office of Community Planning and Development
 Integrated Disbursement and Information System
 CDBG Activity Summary Report (GPR) for Program Year 2023
 SAN DIEGO

Date: 25-Sep-2024
 Time: 19:38
 Page: 76

American Indian/Alaskan Native & Black/African American:	0	0	0	0	0	0	0	0
Other multi-racial:	0	0	0	0	0	0	0	0
Asian/Pacific Islander:	0	0	0	0	0	0	0	0
Hispanic:	0	0	0	0	0	0	0	0
Total:	0	0	0	0	0	0	0	0
Female-headed Households:	0		0		0			

Income Category:

	Owner	Renter	Total	Person
Extremely Low	0	0	0	0
Low Mod	0	0	0	0
Moderate	0	0	0	0
Non Low Moderate	0	0	0	0
Total	0	0	0	0
Percent Low/Mod				

Annual Accomplishments

No data returned for this view. This might be because the applied filter excludes all data.



U.S. Department of Housing and Urban Development
 Office of Community Planning and Development
 Integrated Disbursement and Information System
 CDBG Activity Summary Report (GPR) for Program Year 2023
 SAN DIEGO

Date: 25-Sep-2024
 Time: 19:38
 Page: 77

PGM Year: 2021
Project: 0005 - Public Infrastructure Improvements
IDIS Activity: 7518 - CITY CIP-TSW-WOODMAN ST SIDEWALK-22
Status: Completed 11/21/2023 12:00:00 AM
Location: 130 Woodman St San Diego, CA 92114-5813
Objective: Create suitable living environments
Outcome: Availability/accessibility
Matrix Code: Other Public Improvements Not Listed
National Objective: LMA
 in 03A-03S (03Z)

Activity to prevent, prepare for, and respond to Coronavirus: No

Initial Funding Date: 07/25/2022

Description:
 City facility improvements

Financing

	Fund Type	Grant Year	Grant	Funded Amount	Drawn In Program Year	Drawn Thru Program Year
CDBG	EN	2018	B18MC060542	\$89,000.00	\$0.00	\$89,000.00
Total	Total			\$89,000.00	\$0.00	\$89,000.00

Proposed Accomplishments

Total Population in Service Area: 1,580
 Census Tract Percent Low / Mod: 69.30

Annual Accomplishments

Years	Accomplishment Narrative	# Benefitting
2022	Project was managed and constructed by Transportation Department. This project constructed approximately 600LF of curb, gutter, and sidewalk on the south side of Cielo Dr from Woodman St to Pagel Pl and on both sides of Pastor Timothy J Winters St from Pagel Place to Woodman St. New curb ramps, driveways, and roadway striping were also installed. This new infrastructure improved pedestrian access to transit stops on Woodman St, which encourages walking and public transit as alternative modes of transportation. This project also improved traffic safety for all modes of transportation by reconstructing approximately 200LF of badly deteriorated roadway, including a new retaining wall, on the east side of Pagel Pl from Cielo Dr to Woodman St.	



U.S. Department of Housing and Urban Development
 Office of Community Planning and Development
 Integrated Disbursement and Information System
 CDBG Activity Summary Report (GPR) for Program Year 2023
 SAN DIEGO

Date: 25-Sep-2024
 Time: 19:38
 Page: 78

PGM Year: 2020
Project: 0001 - Workforce Development
IDIS Activity: 7519 - SDWP-TECH HIRE-21
Status: Completed 9/1/2023 12:00:00 AM
Location: 9246 Lightwave Ave Ste 210 Suite 210 San Diego, CA 92123-6411
Objective: Create economic opportunities
Outcome: Availability/accessibility
Matrix Code: Employment Training (05H) **National Objective:** LMC

Activity to prevent, prepare for, and respond to Coronavirus: No

Initial Funding Date: 06/01/2021

Description:
 SDWP Tech Hire program

Financing

	Fund Type	Grant Year	Grant	Funded Amount	Drawn In Program Year	Drawn Thru Program Year
CDBG	EN	2018	B18MC060542	\$500,000.00	\$0.00	\$500,000.00
Total	Total			\$500,000.00	\$0.00	\$500,000.00

Proposed Accomplishments

People (General) : 84

Actual Accomplishments

Number assisted:

	Owner		Renter		Total		Person	
	Total	Hispanic	Total	Hispanic	Total	Hispanic	Total	Hispanic
White:	0	0	0	0	0	0	59	22
Black/African American:	0	0	0	0	0	0	9	2
Asian:	0	0	0	0	0	0	29	1
American Indian/Alaskan Native:	0	0	0	0	0	0	3	2
Native Hawaiian/Other Pacific Islander:	0	0	0	0	0	0	2	0
American Indian/Alaskan Native & White:	0	0	0	0	0	0	2	1
Asian White:	0	0	0	0	0	0	5	0
Black/African American & White:	0	0	0	0	0	0	0	0
American Indian/Alaskan Native & Black/African American:	0	0	0	0	0	0	0	0
Other multi-racial:	0	0	0	0	0	0	2	1
Asian/Pacific Islander:	0	0	0	0	0	0	0	0
Hispanic:	0	0	0	0	0	0	0	0
Total:	0	0	0	0	0	0	111	29



U.S. Department of Housing and Urban Development
 Office of Community Planning and Development
 Integrated Disbursement and Information System
 CDBG Activity Summary Report (GPR) for Program Year 2023
 SAN DIEGO

Date: 25-Sep-2024
 Time: 19:38
 Page: 79

Female-headed Households: 0 0 0

Income Category:

	Owner	Renter	Total	Person
Extremely Low	0	0	0	65
Low Mod	0	0	0	13
Moderate	0	0	0	13
Non Low Moderate	0	0	0	20
Total	0	0	0	111
Percent Low/Mod				82.0%

Annual Accomplishments

Years	Accomplishment Narrative	# Benefitting
2020	For the first 6 months of fiscal year 2021, 109 clients have been assisted.	



U.S. Department of Housing and Urban Development
 Office of Community Planning and Development
 Integrated Disbursement and Information System
 CDBG Activity Summary Report (GPR) for Program Year 2023
 SAN DIEGO

Date: 25-Sep-2024
 Time: 19:38
 Page: 80

PGM Year: 2019
Project: 0033 - CDBG-CV Related activities
IDIS Activity: 7520 - ADMIN CDBG-CV20

Status: Open Objective:
 Location: , Outcome:
 Matrix Code: General Program Administration (21A) National Objective:

Activity to prevent, prepare for, and respond to Coronavirus: Yes

Initial Funding Date: 03/18/2021

Description:
 CDBG-CV Admin costs

Financing

	Fund Type	Grant Year	Grant	Funded Amount	Drawn In Program Year	Drawn Thru Program Year
CDBG	EN	2020	B20MW060542	\$3,442,790.00	\$422,979.37	\$1,091,151.98
Total	Total			\$3,442,790.00	\$422,979.37	\$1,091,151.98

Proposed Accomplishments

Actual Accomplishments

Number assisted:

	Owner		Renter		Total		Person	
	Total	Hispanic	Total	Hispanic	Total	Hispanic	Total	Hispanic
White:					0	0		
Black/African American:					0	0		
Asian:					0	0		
American Indian/Alaskan Native:					0	0		
Native Hawaiian/Other Pacific Islander:					0	0		
American Indian/Alaskan Native & White:					0	0		
Asian White:					0	0		
Black/African American & White:					0	0		
American Indian/Alaskan Native & Black/African American:					0	0		
Other multi-racial:					0	0		
Asian/Pacific Islander:					0	0		
Hispanic:					0	0		
Total:	0	0	0	0	0	0	0	0

Female-headed Households:

0



U.S. Department of Housing and Urban Development
Office of Community Planning and Development
Integrated Disbursement and Information System
CDBG Activity Summary Report (GPR) for Program Year 2023
SAN DIEGO

Date: 25-Sep-2024
Time: 19:38
Page: 81

Income Category:

	Owner	Renter	Total	Person
Extremely Low			0	
Low Mod			0	
Moderate			0	
Non Low Moderate			0	
Total	0	0	0	0
Percent Low/Mod				

Annual Accomplishments

No data returned for this view. This might be because the applied filter excludes all data.



U.S. Department of Housing and Urban Development
 Office of Community Planning and Development
 Integrated Disbursement and Information System
 CDBG Activity Summary Report (GPR) for Program Year 2023
 SAN DIEGO

Date: 25-Sep-2024
 Time: 19:38
 Page: 82

PGM Year: 2020
Project: 0009 - COMMUNITY AND PUBLIC SERVICES
IDIS Activity: 7552 - BAYSIDE-COVID PS SERVICES-21

Status: Completed 8/17/2023 12:00:00 AM
Location: 2202 Comstock St San Diego, CA 92111-6502
Objective: Create suitable living environments
Outcome: Availability/accessibility
Matrix Code: Other Public Services Not Listed in 05A-05Y, 03T (05Z) **National Objective:** LMC

Activity to prevent, prepare for, and respond to Coronavirus: Yes

Initial Funding Date: 06/01/2021

Description:
 COVID-19 Related Public Services

Financing

	Fund Type	Grant Year	Grant	Funded Amount	Drawn In Program Year	Drawn Thru Program Year
CDBG	EN	2020	B20MC060542	\$40,651.11	\$0.00	\$40,651.11
	PI			\$42,876.89	\$0.00	\$42,876.89
Total	Total			\$83,528.00	\$0.00	\$83,528.00

Proposed Accomplishments

People (General) : 630

Actual Accomplishments

Number assisted:

	Owner		Renter		Total		Person	
	Total	Hispanic	Total	Hispanic	Total	Hispanic	Total	Hispanic
White:	0	0	0	0	0	0	115	106
Black/African American:	0	0	0	0	0	0	13	0
Asian:	0	0	0	0	0	0	94	0
American Indian/Alaskan Native:	0	0	0	0	0	0	1	0
Native Hawaiian/Other Pacific Islander:	0	0	0	0	0	0	3	0
American Indian/Alaskan Native & White:	0	0	0	0	0	0	0	0
Asian White:	0	0	0	0	0	0	1	0
Black/African American & White:	0	0	0	0	0	0	1	0
American Indian/Alaskan Native & Black/African American:	0	0	0	0	0	0	0	0
Other multi-racial:	0	0	0	0	0	0	2	0
Asian/Pacific Islander:	0	0	0	0	0	0	0	0
Hispanic:	0	0	0	0	0	0	0	0



U.S. Department of Housing and Urban Development
 Office of Community Planning and Development
 Integrated Disbursement and Information System
 CDBG Activity Summary Report (GPR) for Program Year 2023
 SAN DIEGO

Date: 25-Sep-2024
 Time: 19:38
 Page: 83

Total:	0	0	0	0	0	0	230	106
Female-headed Households:	0		0		0			
<i>Income Category:</i>								
	Owner	Renter	Total	Person				
Extremely Low	0	0	0	208				
Low Mod	0	0	0	16				
Moderate	0	0	0	4				
Non Low Moderate	0	0	0	2				
Total	0	0	0	230				
Percent Low/Mod				99.1%				

Annual Accomplishments

Years	Accomplishment Narrative	# Benefitting
2021	<p>Food Delivery: Bayside delivered food to homebound clients unable to come to Bayside for the weekly food distributions due to COVID concerns, limited mobility, and health risks. The service was provided 1-2x/month pending client needs. The home delivery enhanced recipients' quality of life by eliminating barriers that otherwise would keep them from consuming healthy, fresh food items; non-perishable staples; and specific items to satisfy their dietary restrictions.</p> <p>Food Distribution: Bayside consistently hosted weekly food distributions (Wed.) and once-a-month distributions (third Fri.) to dozens of clients each time. In FY22, Bayside distributed over 25,000 pounds of produce through these distributions to more than 14,000 duplicated individuals and their families, as well as more than 6,000 pounds of recovered bread from a local bakery, almost 3,000 boxes of non-perishable items from partnering institutions, and more than 500 bags of non-perishable food items prepared by Bayside. The distributions are available to clients who walk or drive through. Those unable to come then can come anytime during office hours or by appointment. There is an enormous boost to the recipients' quality of life knowing that there is quality, nutritious food available at least once a week at Bayside.</p> <p>Senior Lunch: Bayside hosted a senior lunch program M-F at 11:30am in partnership with Jewish Family Service. From March-June 2021, lunch was delivered to the recipients' homes by JFS. Starting July 1, the lunch was served at Bayside in a congregate meal setting, as Bayside was able to safely reopen its doors to the public with COVID-precautions in place. To date, there are only ~5-6 seniors who still receive their lunches at home due to COVID concerns. The program enhances the seniors' quality of life by providing a free, nutritious, flavorful meal, which removes a barrier to food security while also providing a place for participants to socialize and be in community.</p> <p>Forms/Language Assistance: Bayside provided a unique service that is nearly impossible to find in Linda Vista forms and language assistance. Bayside's Spanish- and Vietnamese-speaking case managers regularly met with clients to fill out applications for social safety nets that inherently improve quality of life, including but not limited to SSI renewals; applications for CalFresh, Section 8, unemployment or disability; and K-12 school enrollment forms. Clients' quality of life is improved on both short- and long-term bases through forms and language assistance, and through the trust they build with Bayside's case managers.</p>	



U.S. Department of Housing and Urban Development
 Office of Community Planning and Development
 Integrated Disbursement and Information System
 CDBG Activity Summary Report (GPR) for Program Year 2023
 SAN DIEGO

Date: 25-Sep-2024
 Time: 19:38
 Page: 84

PGM Year: 2020
Project: 0009 - COMMUNITY AND PUBLIC SERVICES
IDIS Activity: 7553 - CHCDC-COVID-PROJECT NOURISH-21
Status: Completed 8/17/2023 12:00:00 AM
Location: 4001 El Cajon Blvd Ste 205 Suite 205 San Diego, CA 92105-1111
Objective: Create suitable living environments
Outcome: Availability/accessibility
Matrix Code: Food Banks (05W) **National Objective:** LMC

Activity to prevent, prepare for, and respond to Coronavirus: Yes

Initial Funding Date: 06/01/2021

Description:
 COVID-19 Related Public Services

Financing

	Fund Type	Grant Year	Grant	Funded Amount	Drawn In Program Year	Drawn Thru Program Year
CDBG	EN	2020	B20MC060542	\$5,900.28	\$0.00	\$5,900.28
	PI			\$27,634.89	\$0.00	\$27,634.89
Total	Total			\$33,535.17	\$0.00	\$33,535.17

Proposed Accomplishments

People (General) : 650

Actual Accomplishments

Number assisted:

	Owner		Renter		Total		Person	
	Total	Hispanic	Total	Hispanic	Total	Hispanic	Total	Hispanic
White:	0	0	0	0	0	0	137	49
Black/African American:	0	0	0	0	0	0	94	9
Asian:	0	0	0	0	0	0	10	0
American Indian/Alaskan Native:	0	0	0	0	0	0	0	0
Native Hawaiian/Other Pacific Islander:	0	0	0	0	0	0	10	0
American Indian/Alaskan Native & White:	0	0	0	0	0	0	8	0
Asian White:	0	0	0	0	0	0	0	0
Black/African American & White:	0	0	0	0	0	0	9	0
American Indian/Alaskan Native & Black/African American:	0	0	0	0	0	0	0	0
Other multi-racial:	0	0	0	0	0	0	121	11
Asian/Pacific Islander:	0	0	0	0	0	0	0	0
Hispanic:	0	0	0	0	0	0	0	0



U.S. Department of Housing and Urban Development
 Office of Community Planning and Development
 Integrated Disbursement and Information System
 CDBG Activity Summary Report (GPR) for Program Year 2023
 SAN DIEGO

Date: 25-Sep-2024
 Time: 19:38
 Page: 85

Total:	0	0	0	0	0	0	389	69	
Female-headed Households:	0		0		0				
<i>Income Category:</i>									
	Owner	Renter	Total						Person
Extremely Low	0	0	0						363
Low Mod	0	0	0						26
Moderate	0	0	0						0
Non Low Moderate	0	0	0						0
Total	0	0	0						389
Percent Low/Mod									100.0%

Annual Accomplishments

Years	Accomplishment Narrative	# Benefitting
2020	The Project Nourish Coordinator was able to be employed to implement the project nourish tasks. The coordinator was able to promote the program and offer the provided service. She was able to pick up food, unload, sort and pack prepackaged grocery bags. She was then able to deliver food directly to those impacted by food insecurity. Each participant was assisted to help with food security.	



U.S. Department of Housing and Urban Development
 Office of Community Planning and Development
 Integrated Disbursement and Information System
 CDBG Activity Summary Report (GPR) for Program Year 2023
 SAN DIEGO

Date: 25-Sep-2024
 Time: 19:38
 Page: 86

PGM Year: 2019
Project: 0033 - CDBG-CV Related activities
IDIS Activity: 7554 - FHCSO-COVID TIGER TEAM-CV20
Status: Open
Location: 823 Gateway Center Way San Diego, CA 92102-4541
Objective: Create suitable living environments
Outcome: Availability/accessibility
Matrix Code: Other Public Services Not Listed in 05A-05Y, 03T (05Z) **National Objective:** LMC

Activity to prevent, prepare for, and respond to Coronavirus: Yes

Initial Funding Date: 04/05/2021

Description:
 COVID-19 Related Public Services

Financing

	Fund Type	Grant Year	Grant	Funded Amount	Drawn In Program Year	Drawn Thru Program Year
CDBG	EN	2020	B20MW060542	\$423,732.00	\$79,203.56	\$423,732.00
Total	Total			\$423,732.00	\$79,203.56	\$423,732.00

Proposed Accomplishments

People (General) : 1,080

Actual Accomplishments

Number assisted:

	Owner		Renter		Total		Person	
	Total	Hispanic	Total	Hispanic	Total	Hispanic	Total	Hispanic
White:	0	0	0	0	0	0	744	583
Black/African American:	0	0	0	0	0	0	110	1
Asian:	0	0	0	0	0	0	26	4
American Indian/Alaskan Native:	0	0	0	0	0	0	4	2
Native Hawaiian/Other Pacific Islander:	0	0	0	0	0	0	6	1
American Indian/Alaskan Native & White:	0	0	0	0	0	0	3	1
Asian White:	0	0	0	0	0	0	3	0
Black/African American & White:	0	0	0	0	0	0	3	0
American Indian/Alaskan Native & Black/African American:	0	0	0	0	0	0	0	0
Other multi-racial:	0	0	0	0	0	0	153	39
Asian/Pacific Islander:	0	0	0	0	0	0	0	0
Hispanic:	0	0	0	0	0	0	0	0
Total:	0	0	0	0	0	0	1,052	631



U.S. Department of Housing and Urban Development
 Office of Community Planning and Development
 Integrated Disbursement and Information System
 CDBG Activity Summary Report (GPR) for Program Year 2023
 SAN DIEGO

Date: 25-Sep-2024
 Time: 19:38
 Page: 87

Female-headed Households: 0 0 0

Income Category:

	Owner	Renter	Total	Person
Extremely Low	0	0	0	1,006
Low Mod	0	0	0	45
Moderate	0	0	0	1
Non Low Moderate	0	0	0	0
Total	0	0	0	1,052
Percent Low/Mod				100.0%

Annual Accomplishments

Years	Accomplishment Narrative	# Benefitting
2022	For the first 9 months of the reporting period (March-December), 220 clients have been assisted. As of 10/31/22 (program end), 1,052 clients had been assisted. The Tiger Team project serves some of the most medically complex, hard-to-reach, and vulnerable San Diegans who are failing to meet certain key clinical metrics due to uncontrolled conditions or missing tests altogether. The target population includes LMI San Diegans those ages 18 and older as individuals with chronic conditions such as hypertension, diabetes, and high cholesterol that are at high risk for COVID-19 and have limited resources. The accomplishments narrative will be updated with more information once the closeout report has been completed.	



U.S. Department of Housing and Urban Development
 Office of Community Planning and Development
 Integrated Disbursement and Information System
 CDBG Activity Summary Report (GPR) for Program Year 2023
 SAN DIEGO

Date: 25-Sep-2024
 Time: 19:38
 Page: 88

PGM Year: 2019
Project: 0033 - CDBG-CV Related activities
IDIS Activity: 7555 - TRAVELERS AID-COVID SENIOR SERVICES-CV20
Status: Completed 8/21/2023 12:00:00 AM
Location: 2615 Camino Del Rio S Ste 103 San Diego, CA 92108-3713
Objective: Create suitable living environments
Outcome: Availability/accessibility
Matrix Code: Senior Services (05A) **National Objective:** LMC

Activity to prevent, prepare for, and respond to Coronavirus: Yes

Initial Funding Date: 04/05/2021

Description:

COVID-19 Related Public Services - subrecipient provided transportation to LMI, immunocompromised seniors living within the City of San Diego.

Financing

	Fund Type	Grant Year	Grant	Funded Amount	Drawn In Program Year	Drawn Thru Program Year
CDBG	EN	2020	B20MW060542	\$109,997.32	\$0.00	\$109,997.32
Total	Total			\$109,997.32	\$0.00	\$109,997.32

Proposed Accomplishments

People (General) : 110

Actual Accomplishments

Number assisted:

	Owner		Renter		Total		Person	
	Total	Hispanic	Total	Hispanic	Total	Hispanic	Total	Hispanic
White:	0	0	0	0	0	0	67	19
Black/African American:	0	0	0	0	0	0	26	2
Asian:	0	0	0	0	0	0	9	0
American Indian/Alaskan Native:	0	0	0	0	0	0	2	1
Native Hawaiian/Other Pacific Islander:	0	0	0	0	0	0	0	0
American Indian/Alaskan Native & White:	0	0	0	0	0	0	0	0
Asian White:	0	0	0	0	0	0	1	0
Black/African American & White:	0	0	0	0	0	0	0	0
American Indian/Alaskan Native & Black/African American:	0	0	0	0	0	0	0	0
Other multi-racial:	0	0	0	0	0	0	5	1
Asian/Pacific Islander:	0	0	0	0	0	0	0	0
Hispanic:	0	0	0	0	0	0	0	0
Total:	0	0	0	0	0	0	110	23



U.S. Department of Housing and Urban Development
 Office of Community Planning and Development
 Integrated Disbursement and Information System
 CDBG Activity Summary Report (GPR) for Program Year 2023
 SAN DIEGO

Date: 25-Sep-2024
 Time: 19:38
 Page: 89

Female-headed Households: 0 0 0

Income Category:

	Owner	Renter	Total	Person
Extremely Low	0	0	0	106
Low Mod	0	0	0	4
Moderate	0	0	0	0
Non Low Moderate	0	0	0	0
Total	0	0	0	110
Percent Low/Mod				100.0%

Annual Accomplishments

Years	Accomplishment Narrative	# Benefitting
2021	Over the funding period, Travelers Aid Society of San Diegos Senior Solutions Program provided 2,260 MTS Access rides, 281 Uber rides, 1,966 Lyft rides, and 798 Taxicab rides for a total of 5,305 one-way trips. All trips were provided to low income, immunocompromised seniors living within the City of San Diego. The Senior Solutions program allowed seniors who would otherwise have faced isolation or risk of COVID-19 exposure on mass transit, to resume essential activities (medical appointments, grocery shopping, pharmacy trips) in the safety of private and specialized transportation. The population of riders enrolled in Senior Solutions were at a very high risk of contracting COVID-19 and enduring COVID complications due to their age and health diagnoses. The one-on-one transportation options offered to these riders allowed them to reduce their risks by avoiding mass transit. The transportation options for Senior Solutions riders were all private vehicles with the exception of MTS Access, which was utilized for riders that required an ADA compliant vehicle. During the duration of the program, MTS Access had implemented reduced capacity to help prevent the spread of COVID-19. By the end of the funding cycle, 110 unduplicated riders utilized the Senior Solutions program, and rides were mostly utilized for radiation treatments, dialysis treatments, pharmacy trips, and grocery shopping. Funding that had been set aside for PPE purchases and distribution did not have an audience with our clients, and a budget revision was submitted (and approved) in order to utilize that funding for additional transportation.	



U.S. Department of Housing and Urban Development
 Office of Community Planning and Development
 Integrated Disbursement and Information System
 CDBG Activity Summary Report (GPR) for Program Year 2023
 SAN DIEGO

Date: 25-Sep-2024
 Time: 19:38
 Page: 90

PGM Year: 2019
Project: 0033 - CDBG-CV Related activities
IDIS Activity: 7556 - REALITY CHANGERS-COVID CARES REQUEST-CV20
Status: Completed 8/15/2023 12:00:00 AM
Location: 4251 37th St San Diego, CA 92105-1077
Objective: Create suitable living environments
Outcome: Availability/accessibility
Matrix Code: Other Public Services Not Listed in 05A-05Y, 03T (05Z) **National Objective:** LMC

Activity to prevent, prepare for, and respond to Coronavirus: Yes

Initial Funding Date: 04/05/2021

Description:
 COVID-19 related Public Services

Financing

	Fund Type	Grant Year	Grant	Funded Amount	Drawn In Program Year	Drawn Thru Program Year
CDBG	EN	2020	B20MW060542	\$120,000.00	\$0.00	\$120,000.00
Total	Total			\$120,000.00	\$0.00	\$120,000.00

Proposed Accomplishments

People (General) : 200

Actual Accomplishments

Number assisted:

	Owner		Renter		Total		Person	
	Total	Hispanic	Total	Hispanic	Total	Hispanic	Total	Hispanic
White:	0	0	0	0	0	0	29	23
Black/African American:	0	0	0	0	0	0	38	4
Asian:	0	0	0	0	0	0	38	2
American Indian/Alaskan Native:	0	0	0	0	0	0	4	4
Native Hawaiian/Other Pacific Islander:	0	0	0	0	0	0	4	3
American Indian/Alaskan Native & White:	0	0	0	0	0	0	0	0
Asian White:	0	0	0	0	0	0	3	1
Black/African American & White:	0	0	0	0	0	0	2	0
American Indian/Alaskan Native & Black/African American:	0	0	0	0	0	0	1	1
Other multi-racial:	0	0	0	0	0	0	81	77
Asian/Pacific Islander:	0	0	0	0	0	0	0	0
Hispanic:	0	0	0	0	0	0	0	0
Total:	0	0	0	0	0	0	200	115



U.S. Department of Housing and Urban Development
 Office of Community Planning and Development
 Integrated Disbursement and Information System
 CDBG Activity Summary Report (GPR) for Program Year 2023
 SAN DIEGO

Date: 25-Sep-2024
 Time: 19:38
 Page: 91

Female-headed Households: 0 0 0

Income Category:

	Owner	Renter	Total	Person
Extremely Low	0	0	0	96
Low Mod	0	0	0	65
Moderate	0	0	0	24
Non Low Moderate	0	0	0	15
Total	0	0	0	200
Percent Low/Mod	92.5%			

Annual Accomplishments

Years	Accomplishment Narrative	# Benefitting
2020	<p>During this grant term, Reality Changers served 200 unduplicated students from the City of San Diego with new and enhanced academic and social support services. 8th-11th grade programming was offered through a mostly in-person curriculum several times a week, with coaches providing additional support hours through one-to-one and small group outings. The Volunteer Coordinator supported this effort by scheduling tutors to be at programs to help students academically. Summer programming, supported by program staff, focused on social support and getting students comfortable with others again, as well as additional academic support as need. During the pandemic, students reported feeling isolated and depressed. To help, the organization hosted social activities outside, both for covid safety and for fresh air and vitamin D. Students were certainly ready to be away from screens. The Vice President of Community Impact & Partnerships helped this happen by securing partnerships with other local nonprofits to for space and activities.</p> <p>College Apps staff provided expert guidance on the college application process, coupled with an additional (new) curriculum on navigating college during a pandemic. We helped students work through academic challenges and hardships caused by covid. All students who finished the program graduated from high school and nearly 100% enrolled in college.</p> <p>More than 80% of our student households fall within the very low or extremely low income brackets established by HUD, which is not unusual for the population of student we serve.</p>	



U.S. Department of Housing and Urban Development
 Office of Community Planning and Development
 Integrated Disbursement and Information System
 CDBG Activity Summary Report (GPR) for Program Year 2023
 SAN DIEGO

Date: 25-Sep-2024
 Time: 19:38
 Page: 92

PGM Year: 2019
Project: 0033 - CDBG-CV Related activities
IDIS Activity: 7557 - BIRTHLINE SD-COVID CLAIREMONT SERVICES-CV20
Status: Completed 8/24/2023 12:00:00 AM
Location: 3660 Clairemont Dr Ste 4 Suite 4 San Diego, CA 92117-5913
Objective: Create suitable living environments
Outcome: Availability/accessibility
Matrix Code: Other Public Services Not Listed in 05A-05Y, 03T (05Z) **National Objective:** LMC

Activity to prevent, prepare for, and respond to Coronavirus: Yes

Initial Funding Date: 04/05/2021

Description:
 COVID-19 related Public Services

Financing

	Fund Type	Grant Year	Grant	Funded Amount	Drawn In Program Year	Drawn Thru Program Year
CDBG	EN	2020	B20MW060542	\$112,436.55	\$0.00	\$112,436.55
Total	Total			\$112,436.55	\$0.00	\$112,436.55

Proposed Accomplishments

People (General) : 900

Actual Accomplishments

Number assisted:

	Owner		Renter		Total		Person	
	Total	Hispanic	Total	Hispanic	Total	Hispanic	Total	Hispanic
White:	0	0	0	0	0	0	275	229
Black/African American:	0	0	0	0	0	0	134	2
Asian:	0	0	0	0	0	0	33	0
American Indian/Alaskan Native:	0	0	0	0	0	0	1	0
Native Hawaiian/Other Pacific Islander:	0	0	0	0	0	0	0	0
American Indian/Alaskan Native & White:	0	0	0	0	0	0	0	0
Asian White:	0	0	0	0	0	0	0	0
Black/African American & White:	0	0	0	0	0	0	0	0
American Indian/Alaskan Native & Black/African American:	0	0	0	0	0	0	0	0
Other multi-racial:	0	0	0	0	0	0	14	0
Asian/Pacific Islander:	0	0	0	0	0	0	0	0
Hispanic:	0	0	0	0	0	0	0	0
Total:	0	0	0	0	0	0	457	231



U.S. Department of Housing and Urban Development
 Office of Community Planning and Development
 Integrated Disbursement and Information System
 CDBG Activity Summary Report (GPR) for Program Year 2023
 SAN DIEGO

Date: 25-Sep-2024
 Time: 19:38
 Page: 93

Female-headed Households: 0 0 0

Income Category:

	Owner	Renter	Total	Person
Extremely Low	0	0	0	414
Low Mod	0	0	0	41
Moderate	0	0	0	2
Non Low Moderate	0	0	0	0
Total	0	0	0	457
Percent Low/Mod				100.0%

Annual Accomplishments

Years	Accomplishment Narrative	# Benefitting
2019	The organization served 457 low-income families with case management services, materials assistance, and breastfeeding support.	



U.S. Department of Housing and Urban Development
 Office of Community Planning and Development
 Integrated Disbursement and Information System
 CDBG Activity Summary Report (GPR) for Program Year 2023
 SAN DIEGO

Date: 25-Sep-2024
 Time: 19:38
 Page: 94

PGM Year: 2019
Project: 0033 - CDBG-CV Related activities
IDIS Activity: 7558 - SDLGBT COMM CTR-COVID EMERGENCY RESPONSE-CV20
Status: Completed 8/24/2023 12:00:00 AM
Location: 3909 Centre St San Diego, CA 92103-3410
Objective: Create suitable living environments
Outcome: Availability/accessibility
Matrix Code: Other Public Services Not Listed in 05A-05Y, 03T (05Z) **National Objective:** LMC

Activity to prevent, prepare for, and respond to Coronavirus: Yes

Initial Funding Date: 04/05/2021

Description:
 COVID-19 related Public Services

Financing

	Fund Type	Grant Year	Grant	Funded Amount	Drawn In Program Year	Drawn Thru Program Year
CDBG	EN	2020	B20MW060542	\$118,753.79	\$0.00	\$118,753.79
Total	Total			\$118,753.79	\$0.00	\$118,753.79

Proposed Accomplishments

People (General) : 800

Actual Accomplishments

Number assisted:

	Owner		Renter		Total		Person	
	Total	Hispanic	Total	Hispanic	Total	Hispanic	Total	Hispanic
White:	0	0	0	0	0	0	432	158
Black/African American:	0	0	0	0	0	0	82	6
Asian:	0	0	0	0	0	0	78	4
American Indian/Alaskan Native:	0	0	0	0	0	0	12	5
Native Hawaiian/Other Pacific Islander:	0	0	0	0	0	0	1	0
American Indian/Alaskan Native & White:	0	0	0	0	0	0	3	2
Asian White:	0	0	0	0	0	0	3	0
Black/African American & White:	0	0	0	0	0	0	5	1
American Indian/Alaskan Native & Black/African American:	0	0	0	0	0	0	0	0
Other multi-racial:	0	0	0	0	0	0	9	0
Asian/Pacific Islander:	0	0	0	0	0	0	0	0
Hispanic:	0	0	0	0	0	0	0	0
Total:	0	0	0	0	0	0	625	176



U.S. Department of Housing and Urban Development
 Office of Community Planning and Development
 Integrated Disbursement and Information System
 CDBG Activity Summary Report (GPR) for Program Year 2023
 SAN DIEGO

Date: 25-Sep-2024
 Time: 19:38
 Page: 95

Female-headed Households: 0 0 0

Income Category:

	Owner	Renter	Total	Person
Extremely Low	0	0	0	496
Low Mod	0	0	0	61
Moderate	0	0	0	21
Non Low Moderate	0	0	0	47
Total	0	0	0	625
Percent Low/Mod				92.5%

Annual Accomplishments

Years	Accomplishment Narrative	# Benefitting
2021	As of June 2022, the Center served 625 clients. The Center offered free, confidential gonorrhea, chlamydia, and syphilis testing to their clients. Clients were also provided with food services, senior services programming and healthcare services. This narrative will be updated with more information once the closeout report has been completed.	



U.S. Department of Housing and Urban Development
 Office of Community Planning and Development
 Integrated Disbursement and Information System
 CDBG Activity Summary Report (GPR) for Program Year 2023
 SAN DIEGO

Date: 25-Sep-2024
 Time: 19:38
 Page: 96

PGM Year: 2019
Project: 0033 - CDBG-CV Related activities
IDIS Activity: 7559 - LHCDC-COVID CARES ACT-CV20
Status: Completed 7/25/2024 12:00:00 AM
Location: 3040 Imperial Ave San Diego, CA 92102-4128
Objective: Create suitable living environments
Outcome: Availability/accessibility
Matrix Code: Other Public Services Not Listed in 05A-05Y, 03T (05Z) **National Objective:** LMC

Activity to prevent, prepare for, and respond to Coronavirus: Yes

Initial Funding Date: 04/05/2021

Description:
 COVID-19 related Public Services

Financing

	Fund Type	Grant Year	Grant	Funded Amount	Drawn In Program Year	Drawn Thru Program Year
CDBG	EN	2020	B20MW060542	\$97,147.71	\$6,500.00	\$97,147.71
Total	Total			\$97,147.71	\$6,500.00	\$97,147.71

Proposed Accomplishments

People (General) : 60

Actual Accomplishments

Number assisted:

	Owner		Renter		Total		Person	
	Total	Hispanic	Total	Hispanic	Total	Hispanic	Total	Hispanic
White:	0	0	0	0	0	0	41	36
Black/African American:	0	0	0	0	0	0	19	1
Asian:	0	0	0	0	0	0	0	0
American Indian/Alaskan Native:	0	0	0	0	0	0	0	0
Native Hawaiian/Other Pacific Islander:	0	0	0	0	0	0	0	0
American Indian/Alaskan Native & White:	0	0	0	0	0	0	1	0
Asian White:	0	0	0	0	0	0	1	0
Black/African American & White:	0	0	0	0	0	0	5	1
American Indian/Alaskan Native & Black/African American:	0	0	0	0	0	0	0	0
Other multi-racial:	0	0	0	0	0	0	6	0
Asian/Pacific Islander:	0	0	0	0	0	0	0	0
Hispanic:	0	0	0	0	0	0	0	0
Total:	0	0	0	0	0	0	73	38



U.S. Department of Housing and Urban Development
 Office of Community Planning and Development
 Integrated Disbursement and Information System
 CDBG Activity Summary Report (GPR) for Program Year 2023
 SAN DIEGO

Date: 25-Sep-2024
 Time: 19:38
 Page: 97

Female-headed Households: 0 0 0

Income Category:

	Owner	Renter	Total	Person
Extremely Low	0	0	0	49
Low Mod	0	0	0	16
Moderate	0	0	0	8
Non Low Moderate	0	0	0	0
Total	0	0	0	73
Percent Low/Mod				100.0%

Annual Accomplishments

Years	Accomplishment Narrative	# Benefitting
2021	Future Achievers Preschool, with its STEM-focused curriculum, successfully expanded to accommodate 40 additional students. We hired 2-4 new teachers, maintaining our teacher-to-student ratio of 12:1. We also engaged consultants to strengthen our curriculum and assessment tools. Our objectives were to bridge the education disparity gap, expand access to quality education, foster a STEAM learning environment, and hire culturally sensitive teachers who understood our community. Through CARES, we provided a brighter future for these young learners, equipping them with the skills and knowledge they needed to succeed.	



U.S. Department of Housing and Urban Development
 Office of Community Planning and Development
 Integrated Disbursement and Information System
 CDBG Activity Summary Report (GPR) for Program Year 2023
 SAN DIEGO

Date: 25-Sep-2024
 Time: 19:38
 Page: 98

PGM Year: 2019
Project: 0033 - CDBG-CV Related activities
IDIS Activity: 7560 - UPAC-COVID NE CENTER-CV20
Status: Completed 8/21/2023 12:00:00 AM
Location: 5296 University Ave San Diego, CA 92105-2269
Objective: Create suitable living environments
Outcome: Availability/accessibility
Matrix Code: Other Public Services Not Listed in 05A-05Y, 03T (05Z) **National Objective:** LMC

Activity to prevent, prepare for, and respond to Coronavirus: Yes

Initial Funding Date: 04/05/2021

Description:
 COVID-19 related Public Services

Financing

	Fund Type	Grant Year	Grant	Funded Amount	Drawn In Program Year	Drawn Thru Program Year
CDBG	EN	2020	B20MW060542	\$185,541.47	\$0.00	\$185,541.47
Total	Total			\$185,541.47	\$0.00	\$185,541.47

Proposed Accomplishments

People (General) : 8,190

Actual Accomplishments

Number assisted:

	Owner		Renter		Total		Person	
	Total	Hispanic	Total	Hispanic	Total	Hispanic	Total	Hispanic
White:	0	0	0	0	0	0	225	124
Black/African American:	0	0	0	0	0	0	537	7
Asian:	0	0	0	0	0	0	1,286	0
American Indian/Alaskan Native:	0	0	0	0	0	0	3	0
Native Hawaiian/Other Pacific Islander:	0	0	0	0	0	0	10	0
American Indian/Alaskan Native & White:	0	0	0	0	0	0	6	5
Asian White:	0	0	0	0	0	0	13	0
Black/African American & White:	0	0	0	0	0	0	61	1
American Indian/Alaskan Native & Black/African American:	0	0	0	0	0	0	8	0
Other multi-racial:	0	0	0	0	0	0	1,287	1,172
Asian/Pacific Islander:	0	0	0	0	0	0	0	0
Hispanic:	0	0	0	0	0	0	0	0
Total:	0	0	0	0	0	0	3,436	1,309



U.S. Department of Housing and Urban Development
 Office of Community Planning and Development
 Integrated Disbursement and Information System
 CDBG Activity Summary Report (GPR) for Program Year 2023
 SAN DIEGO

Date: 25-Sep-2024
 Time: 19:38
 Page: 99

Female-headed Households: 0 0 0

Income Category:

	Owner	Renter	Total	Person
Extremely Low	0	0	0	3,293
Low Mod	0	0	0	129
Moderate	0	0	0	14
Non Low Moderate	0	0	0	0
Total	0	0	0	3,436
Percent Low/Mod				100.0%

Annual Accomplishments

Years	Accomplishment Narrative	# Benefitting
2021	The UPAC COVID-19 CDBG Food Distribution Program thrived by engaging with our local community and creating positive experiences for families affected by the COVID-19 pandemic. During the required 49 weeks of food distribution, the UPAC Neighborhood Enterprise Center (NEC) has provided supplemental food assistance through drive-thru/walk-in food distribution to low income families experiencing COVID-19 related hardships in City Heights. During the 12-month period, we have served a total of 11,681 food boxes/packages which was 323,393 lbs of food containing items such as canned & dry goods and fresh fruits & vegetables. In addition, the NEC also distributed 10,045 HOT family sized meals during the 49 week period. Families were also able to access additional technical assistance from other programs such as UPAC COVID-19 Outreach. Participants received masks, sanitizers, test kits, assistance with vaccinations & boosters, and other COVID-19 related resources. The NEC also provided access to CalFresh application assistance, Homeless Outreach, and other goods/items donated by various organizations & businesses. No PPP funds were received during our CDBG Food Distribution Program. The number of unduplicated individuals served was less than originally anticipated because there were a large number of families needing supplemental food assistance repeatedly on a weekly basis due to COVID hardships. The program served an estimated 40,884 individuals (duplicated) over the 12 month contract period.	



U.S. Department of Housing and Urban Development
 Office of Community Planning and Development
 Integrated Disbursement and Information System
 CDBG Activity Summary Report (GPR) for Program Year 2023
 SAN DIEGO

Date: 25-Sep-2024
 Time: 19:38
 Page: 100

PGM Year: 2019
Project: 0033 - CDBG-CV Related activities
IDIS Activity: 7561 - SERV SRS-COVID FOOD ASST-CV20
Status: Completed 7/25/2024 12:00:00 AM
Location: 525 14th St Ste 200 San Diego, CA 92101-7556
Objective: Create suitable living environments
Outcome: Availability/accessibility
Matrix Code: Food Banks (05W) **National Objective:** LMC

Activity to prevent, prepare for, and respond to Coronavirus: Yes

Initial Funding Date: 04/05/2021

Description:
 COVID-19 related Public Services

Financing

	Fund Type	Grant Year	Grant	Funded Amount	Drawn In Program Year	Drawn Thru Program Year
CDBG	EN	2020	B20MW060542	\$147,070.39	\$0.00	\$147,070.39
Total	Total			\$147,070.39	\$0.00	\$147,070.39

Proposed Accomplishments

People (General) : 496

Actual Accomplishments

Number assisted:

	Owner		Renter		Total		Person	
	Total	Hispanic	Total	Hispanic	Total	Hispanic	Total	Hispanic
White:	0	0	0	0	0	0	264	30
Black/African American:	0	0	0	0	0	0	85	1
Asian:	0	0	0	0	0	0	58	2
American Indian/Alaskan Native:	0	0	0	0	0	0	12	4
Native Hawaiian/Other Pacific Islander:	0	0	0	0	0	0	5	1
American Indian/Alaskan Native & White:	0	0	0	0	0	0	0	0
Asian White:	0	0	0	0	0	0	0	0
Black/African American & White:	0	0	0	0	0	0	0	0
American Indian/Alaskan Native & Black/African American:	0	0	0	0	0	0	0	0
Other multi-racial:	0	0	0	0	0	0	49	32
Asian/Pacific Islander:	0	0	0	0	0	0	0	0
Hispanic:	0	0	0	0	0	0	0	0
Total:	0	0	0	0	0	0	473	70



U.S. Department of Housing and Urban Development
 Office of Community Planning and Development
 Integrated Disbursement and Information System
 CDBG Activity Summary Report (GPR) for Program Year 2023
 SAN DIEGO

Date: 25-Sep-2024
 Time: 19:38
 Page: 101

Female-headed Households: 0 0 0

Income Category:

	Owner	Renter	Total	Person
Extremely Low	0	0	0	454
Low Mod	0	0	0	19
Moderate	0	0	0	0
Non Low Moderate	0	0	0	0
Total	0	0	0	473
Percent Low/Mod				100.0%

Annual Accomplishments

Years	Accomplishment Narrative	# Benefitting
2020	<p>For FY21 year end, 473 clients were assisted. Between December 2021 and June 2022, 470 clients of serving seniors received 46,794 meals delivered to their homes.</p> <p>The meals were delivered Monday through Friday between 10 am - 2pm and each client was eligible to receive up to 14 home-delivered meals weekly. No fee was charged for these meals.</p> <p>The clients all lived in the City of San Diego and were older adults living in affordable housing. All the seniors were homebound and were ethnically diverse. All clients were informed that these meals were provided by the City of San Diego CDBG program. Project is completed but closeout report not submitted in time and will be reported in future CAPER.</p>	



U.S. Department of Housing and Urban Development
 Office of Community Planning and Development
 Integrated Disbursement and Information System
 CDBG Activity Summary Report (GPR) for Program Year 2023
 SAN DIEGO

Date: 25-Sep-2024
 Time: 19:38
 Page: 102

PGM Year: 2019
Project: 0033 - CDBG-CV Related activities
IDIS Activity: 7562 - VOICES FOR CHILDREN-COVID CASA-CV20
Status: Completed 8/17/2023 12:00:00 AM
Location: 2851 Meadow Lark Dr San Diego, CA 92123-2709
Objective: Create suitable living environments
Outcome: Availability/accessibility
Matrix Code: Other Public Services Not Listed in 05A-05Y, 03T (05Z) **National Objective:** LMC

Activity to prevent, prepare for, and respond to Coronavirus: Yes

Initial Funding Date: 04/05/2021

Description:
 COVID-19 related Public Services

Financing

	Fund Type	Grant Year	Grant	Funded Amount	Drawn In Program Year	Drawn Thru Program Year
CDBG	EN	2020	B20MW060542	\$99,746.23	\$0.00	\$99,746.23
Total	Total			\$99,746.23	\$0.00	\$99,746.23

Proposed Accomplishments

People (General) : 50

Actual Accomplishments

Number assisted:

	Owner		Renter		Total		Person	
	Total	Hispanic	Total	Hispanic	Total	Hispanic	Total	Hispanic
White:	0	0	0	0	0	0	22	17
Black/African American:	0	0	0	0	0	0	14	2
Asian:	0	0	0	0	0	0	0	0
American Indian/Alaskan Native:	0	0	0	0	0	0	0	0
Native Hawaiian/Other Pacific Islander:	0	0	0	0	0	0	0	0
American Indian/Alaskan Native & White:	0	0	0	0	0	0	0	0
Asian White:	0	0	0	0	0	0	0	0
Black/African American & White:	0	0	0	0	0	0	0	0
American Indian/Alaskan Native & Black/African American:	0	0	0	0	0	0	0	0
Other multi-racial:	0	0	0	0	0	0	15	14
Asian/Pacific Islander:	0	0	0	0	0	0	0	0
Hispanic:	0	0	0	0	0	0	0	0
Total:	0	0	0	0	0	0	51	33



U.S. Department of Housing and Urban Development
 Office of Community Planning and Development
 Integrated Disbursement and Information System
 CDBG Activity Summary Report (GPR) for Program Year 2023
 SAN DIEGO

Date: 25-Sep-2024
 Time: 19:38
 Page: 103

Female-headed Households: 0 0 0

Income Category:

	Owner	Renter	Total	Person
Extremely Low	0	0	0	51
Low Mod	0	0	0	0
Moderate	0	0	0	0
Non Low Moderate	0	0	0	0
Total	0	0	0	51
Percent Low/Mod	100.0%			

Annual Accomplishments

Years	Accomplishment Narrative	# Benefitting
2021	<p>Through Voices for Children (VFC) CDBG-funded Educational Advocacy CASA program, CASA volunteers ensured that school-aged children in foster care received critical educational advocacy in court and at school. CASAs also supported children's academic success by ensuring their access healthcare services and safe and stable housing.</p> <p>VFC carried out the following activities:</p> <p>CASA training. Each new CASA completed 35-hours of initial training, including special training on VFC's policies and procedures for advocacy during the COVID-19 pandemic.</p> <p>Monthly Visits/Monthly Advocacy. Each month, CASAs conducted virtual and/or in-person visits with a child and spent 10-15 hours advocating during court hearings child welfare meetings, school conferences, and elsewhere. CASAs developed case plans to address the negative impact of COVID-19 on a child and shared monthly updates with their Advocacy Supervisors. CASAs submitted six-month court reports, which included updates about the child's education and any unmet needs.</p> <p>Educational Advocacy. CASAs helped students access computers/internet, tutoring, special education, and school-based mental health/allied health services. They monitored children's grades and attendance; tracked credits and progress toward graduation; and attended school meetings. They advocated for a student's right to remain at their school of origin and school transportation. Some held educational rights for their youth.</p>	



U.S. Department of Housing and Urban Development
 Office of Community Planning and Development
 Integrated Disbursement and Information System
 CDBG Activity Summary Report (GPR) for Program Year 2023
 SAN DIEGO

Date: 25-Sep-2024
 Time: 19:38
 Page: 104

PGM Year: 2019
Project: 0033 - CDBG-CV Related activities
IDIS Activity: 7563 - MAMAS KITCHEN-COVID MEAL SERVICE-CV20
Status: Open
Location: 3960 Home Ave San Diego, CA 92105-5925
Objective: Create suitable living environments
Outcome: Availability/accessibility
Matrix Code: Food Banks (05W) **National Objective:** LMC

Activity to prevent, prepare for, and respond to Coronavirus: Yes

Initial Funding Date: 04/05/2021

Description:
 COVID-19 related Public Services

Financing

	Fund Type	Grant Year	Grant	Funded Amount	Drawn In Program Year	Drawn Thru Program Year
CDBG	EN	2020	B20MW060542	\$100,000.00	\$0.00	\$100,000.00
Total	Total			\$100,000.00	\$0.00	\$100,000.00

Proposed Accomplishments

People (General) : 100

Actual Accomplishments

Number assisted:

	Owner		Renter		Total		Person	
	Total	Hispanic	Total	Hispanic	Total	Hispanic	Total	Hispanic
White:	0	0	0	0	0	0	53	20
Black/African American:	0	0	0	0	0	0	20	0
Asian:	0	0	0	0	0	0	7	0
American Indian/Alaskan Native:	0	0	0	0	0	0	3	2
Native Hawaiian/Other Pacific Islander:	0	0	0	0	0	0	2	0
American Indian/Alaskan Native & White:	0	0	0	0	0	0	0	0
Asian White:	0	0	0	0	0	0	2	0
Black/African American & White:	0	0	0	0	0	0	1	1
American Indian/Alaskan Native & Black/African American:	0	0	0	0	0	0	0	0
Other multi-racial:	0	0	0	0	0	0	12	11
Asian/Pacific Islander:	0	0	0	0	0	0	0	0
Hispanic:	0	0	0	0	0	0	0	0
Total:	0	0	0	0	0	0	100	34



U.S. Department of Housing and Urban Development
 Office of Community Planning and Development
 Integrated Disbursement and Information System
 CDBG Activity Summary Report (GPR) for Program Year 2023
 SAN DIEGO

Date: 25-Sep-2024
 Time: 19:38
 Page: 105

Female-headed Households: 0 0 0

Income Category:

	Owner	Renter	Total	Person
Extremely Low	0	0	0	70
Low Mod	0	0	0	13
Moderate	0	0	0	6
Non Low Moderate	0	0	0	11
Total	0	0	0	100
Percent Low/Mod				89.0%

Annual Accomplishments

Years	Accomplishment Narrative	# Benefitting
2021	In FY 2022 (PY 2021), CDBG funds were used to purchase nutritious food and containers for the home-delivered meal program for San Diegans with critical illnesses impacted by COVID-19. Mama's Kitchen Home-Delivered Meal Service removes barriers that our clients face in accessing nutritious food that they need to avoid malnutrition, increase medication adherence, lower health care costs and improve the quality of their lives. During the implementation period, a total of 100 San Diego residents impacted by COVID-19 were provided medically tailored meals.	



U.S. Department of Housing and Urban Development
 Office of Community Planning and Development
 Integrated Disbursement and Information System
 CDBG Activity Summary Report (GPR) for Program Year 2023
 SAN DIEGO

Date: 25-Sep-2024
 Time: 19:38
 Page: 106

PGM Year: 2019
Project: 0033 - CDBG-CV Related activities
IDIS Activity: 7564 - SD CONTINUING ED-COVID DIGITAL DIVIDE-CV20

Status: Completed 7/25/2024 12:00:00 AM
Location: 4343 Ocean View Blvd San Diego, CA 92113-1915
Objective: Create suitable living environments
Outcome: Availability/accessibility
Matrix Code: Other Public Services Not Listed in 05A-05Y, 03T (05Z) **National Objective:** LMC

Activity to prevent, prepare for, and respond to Coronavirus: Yes

Initial Funding Date: 04/05/2021

Description:
 COVID-19 related Public Services

Financing

	Fund Type	Grant Year	Grant	Funded Amount	Drawn In Program Year	Drawn Thru Program Year
CDBG	EN	2020	B20MW060542	\$337,301.26	\$0.00	\$337,301.26
Total	Total			\$337,301.26	\$0.00	\$337,301.26

Proposed Accomplishments

People (General) : 1,500

Actual Accomplishments

Number assisted:

	Owner		Renter		Total		Person	
	Total	Hispanic	Total	Hispanic	Total	Hispanic	Total	Hispanic
White:	0	0	0	0	0	0	369	277
Black/African American:	0	0	0	0	0	0	480	329
Asian:	0	0	0	0	0	0	106	0
American Indian/Alaskan Native:	0	0	0	0	0	0	1	0
Native Hawaiian/Other Pacific Islander:	0	0	0	0	0	0	7	0
American Indian/Alaskan Native & White:	0	0	0	0	0	0	0	0
Asian White:	0	0	0	0	0	0	93	0
Black/African American & White:	0	0	0	0	0	0	4	1
American Indian/Alaskan Native & Black/African American:	0	0	0	0	0	0	1	1
Other multi-racial:	0	0	0	0	0	0	17	4
Asian/Pacific Islander:	0	0	0	0	0	0	0	0
Hispanic:	0	0	0	0	0	0	0	0
Total:	0	0	0	0	0	0	1,078	612



U.S. Department of Housing and Urban Development
 Office of Community Planning and Development
 Integrated Disbursement and Information System
 CDBG Activity Summary Report (GPR) for Program Year 2023
 SAN DIEGO

Date: 25-Sep-2024
 Time: 19:38
 Page: 107

Female-headed Households: 0 0 0

Income Category:

	Owner	Renter	Total	Person
Extremely Low	0	0	0	773
Low Mod	0	0	0	152
Moderate	0	0	0	153
Non Low Moderate	0	0	0	0
Total	0	0	0	1,078
Percent Low/Mod				100.0%

Annual Accomplishments

Years	Accomplishment Narrative	# Benefitting
2021	<p>SDCCE Foundation closed out its grant period serving a total of 1,013 City of San Diego residents. Because of the success of SDCCE Foundation's Digital Literacy Project, 625 City of San Diego residents received computers, and hotspots with Wi-Fi service, in addition to completing an introduction series to digital literacy while an additional 413 City residents had the opportunity to increase their digital literacy skills through embedded digital literacy curricula and workshops. The project met all goals and objectives not only by distributing computers and hotspots but by helping the City of San Diego residents navigate the digital world to increase access and opportunities to further their education, careers, and self-sufficiency after experiencing significant impacts due to COVID-19.</p> <p>Participants gained access to digital platforms and services, increased their technology skills, and many enrolled and completed SDCCE's continuing education programs from ESL to High School Diploma to Career Technical Education. Additionally, SDCCE's Outreach Services hired three participants from the program. Project participants benefited from the activities and services provided by becoming more comfortable and confident in online learning platforms, empowering participants with important knowledge, tools, processes, and resources to help protect their safety and privacy as much as possible; helping participants master their ability to understand and effectively navigate digital responsibility to consume and communicate as more responsible digital citizens; improving digital literacy among underrepresented groups, helping to upskill participants so they may have increased career opportunities in the future, and providing basic transferable knowledge that can be applied to new and emerging technologies.</p> <p>SDCCE's Foundation committed to follow-up with its participants for up to six months through continued digital literacy support on campuses and quarterly check-ins. SDCCE Foundation further partnered with the City of San Diego's Digital Navigator Program which provides interns to continue digital literacy support and project-based support at several of our campuses. To extend the project beyond the funding year, SDCCE invested resources for computers and digital literacy efforts through the development of a formal digital equity and inclusion program. Digital literacy for City of San Diego residents remains a top priority at SDCCE. Follow-up services allowed SDCCE to analyze further data and identify gaps to improve and increase services to the communities we serve in regard to technology and digital literacy. Check out some of our digital literacy presentations and workshops at https://drive.google.com/drive/u/1/folders/1RuFnyTNFpM8rELP4Oz_OJEwb13NIJm7.</p>	



U.S. Department of Housing and Urban Development
 Office of Community Planning and Development
 Integrated Disbursement and Information System
 CDBG Activity Summary Report (GPR) for Program Year 2023
 SAN DIEGO

Date: 25-Sep-2024
 Time: 19:38
 Page: 108

PGM Year: 2020
Project: 0009 - COMMUNITY AND PUBLIC SERVICES
IDIS Activity: 7565 - CATHOLIC CHARITIES-COVID EMERGENCY FOOD-21

Status: Completed 9/15/2023 12:00:00 AM **Objective:** Create suitable living environments
Location: 4177 Marlborough Ave San Diego, CA 92105-1412 **Outcome:** Availability/accessibility
Matrix Code: Food Banks (05W) **National Objective:** LMC

Activity to prevent, prepare for, and respond to Coronavirus: Yes

Initial Funding Date: 06/01/2021

Description:
 COVID-19 related Public Services

Financing

	Fund Type	Grant Year	Grant	Funded Amount	Drawn In Program Year	Drawn Thru Program Year
CDBG	EN	2020	B20MC060542	\$156,419.88	\$35,597.68	\$156,419.88
	PI			\$26,104.67	\$0.00	\$26,104.67
Total	Total			\$182,524.55	\$35,597.68	\$182,524.55

Proposed Accomplishments

People (General) : 1,600

Actual Accomplishments

Number assisted:

	Owner		Renter		Total		Person	
	Total	Hispanic	Total	Hispanic	Total	Hispanic	Total	Hispanic
White:	0	0	0	0	0	0	865	0
Black/African American:	0	0	0	0	0	0	99	0
Asian:	0	0	0	0	0	0	446	0
American Indian/Alaskan Native:	0	0	0	0	0	0	1	0
Native Hawaiian/Other Pacific Islander:	0	0	0	0	0	0	68	0
American Indian/Alaskan Native & White:	0	0	0	0	0	0	0	0
Asian White:	0	0	0	0	0	0	0	0
Black/African American & White:	0	0	0	0	0	0	0	0
American Indian/Alaskan Native & Black/African American:	0	0	0	0	0	0	0	0
Other multi-racial:	0	0	0	0	0	0	441	333
Asian/Pacific Islander:	0	0	0	0	0	0	0	0
Hispanic:	0	0	0	0	0	0	0	0



U.S. Department of Housing and Urban Development
 Office of Community Planning and Development
 Integrated Disbursement and Information System
 CDBG Activity Summary Report (GPR) for Program Year 2023
 SAN DIEGO

Date: 25-Sep-2024
 Time: 19:38
 Page: 109

Total:	0	0	0	0	0	0	1,920	333
Female-headed Households:	0		0		0			
<i>Income Category:</i>								
	Owner	Renter	Total	Person				
Extremely Low	0	0	0	0				
Low Mod	0	0	0	1,000				
Moderate	0	0	0	920				
Non Low Moderate	0	0	0	0				
Total	0	0	0	1,920				
Percent Low/Mod				100.0%				

Annual Accomplishments

Years	Accomplishment Narrative	# Benefitting
-------	--------------------------	---------------

2021	<p>In March 2020, CCDSD developed the Emergency Food Distribution Network Plus (EDFN+) to provide high-quality supplemental food to individuals and families in a safe, effective, and reliable manner that complies with COVID-19 social distancing guidelines. Within a week of shelter-in-place orders, CCDSD leadership developed the EFDN+ from the ground up. CCDSD transformed its traditional brick-and-mortar food pantries into digital-choice, mobile food pantries. CCDSD has partnered with the Diocese of San Diego to operate food distribution sites in churches throughout San Diego and Imperial Counties, and there are currently 17 partner parishes serving as distribution sites.</p>	
------	---	--

The new program model maximizes resources, outreach efforts and brings low-barrier food services to the communities that need food security the most. Instead of driving miles or taking multiple public transit routes for those without cars, LMI individuals and families can simply walk to their local church to receive food assistance. Clients can request services on the CCDSD website by completing a short intake form. By operating digital-choice, drive-thru food distributions, and home-delivered food packages, CCDSD has quickly and exponentially increased the reach of its food assistance activities. In nine months, the program has collected and redistributed 1,206,030 pounds of food, or 1,005,025 meals according to the industry standard pounds of food to meal conversion, to individuals and families living in poverty and/or impacted by the economic downturn due to the COVID-19 pandemic.

CCDSD serves the city of San Diego's most disadvantaged and underserved communities, including populations in the San Diego Promise Zone who are in or nearby parts of East Village, Barrio Logan, Logan Heights, Southeastern San Diego, and Encanto. CCDSD serves portions of Districts 3, 4, 8, and 9 and areas within 92101, 92102, 92113, and 92114 zip codes. Clients of CCDSD struggle with low educational attainment, insufficient access to healthcare, healthy foods, rising crime rates, and lack of affordable housing. CCDSD continues to change and modify the services available to accommodate the most at-risk and encourages everyone to access all of our services to help them improve their quality of life.

In 2022, CCDSD met the basic needs and closed emergency financial gaps of 11,757 individuals facing financial challenges, increased access to nourishing food for more than 25,000 people, facilitated access to safe, stable, affordable housing for 3,927 persons, prevented or reduced harm for 11,757 people experiencing homelessness, and increased access to healthcare for 6,733 individuals.



U.S. Department of Housing and Urban Development
 Office of Community Planning and Development
 Integrated Disbursement and Information System
 CDBG Activity Summary Report (GPR) for Program Year 2023
 SAN DIEGO

Date: 25-Sep-2024
 Time: 19:38
 Page: 110

PGM Year: 2019
Project: 0033 - CDBG-CV Related activities
IDIS Activity: 7566 - GRID ALT-COVID VIRTUAL SOLAR TRAINING-CV20
Status: Completed 7/25/2024 12:00:00 AM
Location: 930 Gateway Center Way San Diego, CA 92102-4542
Objective: Create suitable living environments
Outcome: Availability/accessibility
Matrix Code: Other Public Services Not Listed in 05A-05Y, 03T (05Z) **National Objective:** LMC

Activity to prevent, prepare for, and respond to Coronavirus: Yes

Initial Funding Date: 04/05/2021

Description:
 COVID-19 related Public Services

Financing

	Fund Type	Grant Year	Grant	Funded Amount	Drawn In Program Year	Drawn Thru Program Year
CDBG	EN	2020	B20MW060542	\$44,378.28	\$39,687.80	\$44,378.28
Total	Total			\$44,378.28	\$39,687.80	\$44,378.28

Proposed Accomplishments

People (General) : 16

Actual Accomplishments

Number assisted:

	Owner		Renter		Total		Person	
	Total	Hispanic	Total	Hispanic	Total	Hispanic	Total	Hispanic
White:	0	0	0	0	0	0	3	0
Black/African American:	0	0	0	0	0	0	5	0
Asian:	0	0	0	0	0	0	1	0
American Indian/Alaskan Native:	0	0	0	0	0	0	0	0
Native Hawaiian/Other Pacific Islander:	0	0	0	0	0	0	0	0
American Indian/Alaskan Native & White:	0	0	0	0	0	0	1	0
Asian White:	0	0	0	0	0	0	1	0
Black/African American & White:	0	0	0	0	0	0	0	0
American Indian/Alaskan Native & Black/African American:	0	0	0	0	0	0	0	0
Other multi-racial:	0	0	0	0	0	0	2	0
Asian/Pacific Islander:	0	0	0	0	0	0	0	0
Hispanic:	0	0	0	0	0	0	0	0
Total:	0	0	0	0	0	0	13	0



U.S. Department of Housing and Urban Development
 Office of Community Planning and Development
 Integrated Disbursement and Information System
 CDBG Activity Summary Report (GPR) for Program Year 2023
 SAN DIEGO

Date: 25-Sep-2024
 Time: 19:38
 Page: 111

Female-headed Households: 0 0 0

Income Category:

	Owner	Renter	Total	Person
Extremely Low	0	0	0	8
Low Mod	0	0	0	4
Moderate	0	0	0	1
Non Low Moderate	0	0	0	0
Total	0	0	0	13
Percent Low/Mod				100.0%

Annual Accomplishments

Years	Accomplishment Narrative	# Benefitting
2021	<p>GRID provided Virtual Solar Basic Training (VSBT) to 13 individuals during the program period. Trainees received tablets from GRID to facilitate distance learning during the pandemic when in-person learning had to be curtailed. VSBT is a 40-hour online learning platform administered via Google Classroom. It includes video lectures, quizzes, and discussion boards. Students test through each module by performing timed demonstrations of the relevant skills or knowledge. GRID's Workforce Manager was available for synchronous daily support of students, and regular office hours were available with experienced solar installation professionals. The curriculum is based on teaching the skills that industry employers are looking for. Topics covered included: Job Site Safety, Fall Protection, Array Layout, Racking Installation, Module Installation, Electrical Safety, Electrical Layout, Electrical Mounting, Conduit Bending, Conduit Installation, Electrical Wiring, System Monitoring & Communication.</p> <p>13 individuals completed the training. GRID staff worked with each graduate to help them secure employment, including assistance with their resumes, job search support, and mock interviews. 9 graduates found work in the solar industry with employers such as Sunrun, Sunpower, Baker Electric, GRID Alternatives and Semper Solaris. One graduate joined the military. Two graduates found employment in other sectors after determining that solar installation was not their preferred career path. One graduate found temporary employment with a solar company but then did not continue in the solar sector.</p>	



U.S. Department of Housing and Urban Development
 Office of Community Planning and Development
 Integrated Disbursement and Information System
 CDBG Activity Summary Report (GPR) for Program Year 2023
 SAN DIEGO

Date: 25-Sep-2024
 Time: 19:38
 Page: 112

PGM Year: 2020
Project: 0009 - COMMUNITY AND PUBLIC SERVICES
IDIS Activity: 7567 - LA MAESTRA-COVID EMERGENCY RELIEF-21

Status: Completed 4/24/2024 12:00:00 AM
Location: 4060 Fairmount Ave San Diego, CA 92105-1608
Objective: Create suitable living environments
Outcome: Availability/accessibility
Matrix Code: Other Public Services Not Listed in 05A-05Y, 03T (05Z) **National Objective:** LMC

Activity to prevent, prepare for, and respond to Coronavirus: Yes

Initial Funding Date: 06/01/2021

Description:
 COVID-19 related Public Services

Financing

	Fund Type	Grant Year	Grant	Funded Amount	Drawn In Program Year	Drawn Thru Program Year
CDBG	EN	2019	B19MC060542	\$218,400.96	\$150,746.10	\$218,400.96
	PI			\$62,258.30	\$0.00	\$62,258.30
Total	Total			\$280,659.26	\$150,746.10	\$280,659.26

Proposed Accomplishments

People (General) : 4,404

Actual Accomplishments

Number assisted:

	Owner		Renter		Total		Person	
	Total	Hispanic	Total	Hispanic	Total	Hispanic	Total	Hispanic
White:	0	0	0	0	0	0	5,950	4,185
Black/African American:	0	0	0	0	0	0	778	24
Asian:	0	0	0	0	0	0	452	12
American Indian/Alaskan Native:	0	0	0	0	0	0	30	22
Native Hawaiian/Other Pacific Islander:	0	0	0	0	0	0	39	23
American Indian/Alaskan Native & White:	0	0	0	0	0	0	3	1
Asian White:	0	0	0	0	0	0	2	0
Black/African American & White:	0	0	0	0	0	0	5	0
American Indian/Alaskan Native & Black/African American:	0	0	0	0	0	0	1	0
Other multi-racial:	0	0	0	0	0	0	138	92
Asian/Pacific Islander:	0	0	0	0	0	0	0	0
Hispanic:	0	0	0	0	0	0	0	0



U.S. Department of Housing and Urban Development
 Office of Community Planning and Development
 Integrated Disbursement and Information System
 CDBG Activity Summary Report (GPR) for Program Year 2023
 SAN DIEGO

Date: 25-Sep-2024
 Time: 19:38
 Page: 113

Total:	0	0	0	0	0	0	7,398	4,359	
Female-headed Households:	0		0		0				
<i>Income Category:</i>									
	Owner	Renter	Total						Person
Extremely Low	0	0	0						280
Low Mod	0	0	0						6,317
Moderate	0	0	0						801
Non Low Moderate	0	0	0						0
Total	0	0	0						7,398
Percent Low/Mod									100.0%

Annual Accomplishments

Years	Accomplishment Narrative	# Benefiting
2021	<p>FY 2022 Closeout: From from July 2021 to June 2022, La Maestra Family Clinic's COVID Emergency Relief project provided 7,398 San Diego Residents with COVID-19 vaccinations, including but not limited to initial and booster rounds for the Moderna and Pfizer vaccinations. The highest volume months were July, August (904), November (874), December (930), and January 2022 (978). The initial goal of 4,040 San Diego patients were surpassed by 83.11%. La Maestra's Cough and Cold Clinic ensured access to COVID-19 testing and vaccination efforts was provided through the entire grant period. Demand for vaccinations did have a slight reduction during the last quarter of the program, but still maintained a high level of support in response to the community demand.</p> <p>CDBG project activities carried out at Cough and Cold Clinic were completed by the Director of Nursing, RN/Case Manager, Vaccine Coordinator, and Clinic Supervisor. This robust team of highly qualified and culturally competent providers managed the flow of patients for testing and vaccination, and those that presented COVID-19 symptoms. The Hope Clinic Team ensured that patients in need received follow up support ranging from PPE to follow up visits via telehealth and also in-clinic treatment.</p> <p>The proximity to other La Maestra services and the travel corridor along Fairmount Avenue increased patient access and significantly improved the communities defense against COVID-19 and subsequent variants.</p>	



U.S. Department of Housing and Urban Development
 Office of Community Planning and Development
 Integrated Disbursement and Information System
 CDBG Activity Summary Report (GPR) for Program Year 2023
 SAN DIEGO

Date: 25-Sep-2024
 Time: 19:38
 Page: 114

PGM Year: 2019
Project: 0033 - CDBG-CV Related activities
IDIS Activity: 7568 - HOME START-COVID HEALTH SERVICES-CV20
Status: Completed 8/22/2023 12:00:00 AM
Location: 5005 Texas St San Diego, CA 92108-3721
Objective: Create suitable living environments
Outcome: Availability/accessibility
Matrix Code: Mental Health Services (050) **National Objective:** LMC

Activity to prevent, prepare for, and respond to Coronavirus: Yes

Initial Funding Date: 04/05/2021

Description:
 COVID-19 related Public Services

Financing

	Fund Type	Grant Year	Grant	Funded Amount	Drawn In Program Year	Drawn Thru Program Year
CDBG	EN	2020	B20MW060542	\$103,575.56	\$0.00	\$103,575.56
Total	Total			\$103,575.56	\$0.00	\$103,575.56

Proposed Accomplishments

People (General) : 30

Actual Accomplishments

Number assisted:

	Owner		Renter		Total		Person	
	Total	Hispanic	Total	Hispanic	Total	Hispanic	Total	Hispanic
White:	0	0	0	0	0	0	21	6
Black/African American:	0	0	0	0	0	0	5	0
Asian:	0	0	0	0	0	0	3	0
American Indian/Alaskan Native:	0	0	0	0	0	0	0	0
Native Hawaiian/Other Pacific Islander:	0	0	0	0	0	0	0	0
American Indian/Alaskan Native & White:	0	0	0	0	0	0	0	0
Asian White:	0	0	0	0	0	0	0	0
Black/African American & White:	0	0	0	0	0	0	0	0
American Indian/Alaskan Native & Black/African American:	0	0	0	0	0	0	0	0
Other multi-racial:	0	0	0	0	0	0	5	1
Asian/Pacific Islander:	0	0	0	0	0	0	0	0
Hispanic:	0	0	0	0	0	0	0	0
Total:	0	0	0	0	0	0	34	7



U.S. Department of Housing and Urban Development
 Office of Community Planning and Development
 Integrated Disbursement and Information System
 CDBG Activity Summary Report (GPR) for Program Year 2023
 SAN DIEGO

Date: 25-Sep-2024
 Time: 19:38
 Page: 115

Female-headed Households: 0 0 0

Income Category:

	Owner	Renter	Total	Person
Extremely Low	0	0	0	11
Low Mod	0	0	0	5
Moderate	0	0	0	7
Non Low Moderate	0	0	0	11
Total	0	0	0	34
Percent Low/Mod				67.6%

Annual Accomplishments

Years	Accomplishment Narrative	# Benefitting
2020	<p>Agency provided behavioral health services to 34 children and caregivers. This includes individual trauma focused therapy, PCIT, and family therapy. On average a family receives about 20 sessions. Therapists provide direct services to clients, complete and score treatment measures with the family, treatment plan, write progress notes for each session and case-related communication, attend various collateral meetings (IEPs at schools, Child and Family Team Meets for foster youth, etc.), and often complete treatment summary letters for families and social workers.</p> <p>Additionally, the therapists attended several training courses to maintain their treatment efficacy. The staff therapists also trained and mentored 5 practicum therapists. And through out the year, our CDBG families were able to participate in several of our Home Start donation programs such as Adopt-a-Family, HS's Toy Drive and The Nice Guys Foundation's Christmas meals, Thanksgiving Baskets from Tony Robbins, HS's backpack drive and were provided therapeutic books & toys via our Boy and Girl's Foundation therapy kit grant.</p>	



U.S. Department of Housing and Urban Development
Office of Community Planning and Development
Integrated Disbursement and Information System
CDBG Activity Summary Report (GPR) for Program Year 2023
SAN DIEGO

Date: 25-Sep-2024

Time: 19:38

Page: 117

Female-headed Households:

0 0 0

Income Category:

	Owner	Renter	Total	Person
Extremely Low	0	0	0	0
Low Mod	0	0	0	0
Moderate	0	0	0	0
Non Low Moderate	0	0	0	0
Total	0	0	0	0

Percent Low/Mod

Annual Accomplishments

No data returned for this view. This might be because the applied filter excludes all data.



U.S. Department of Housing and Urban Development
 Office of Community Planning and Development
 Integrated Disbursement and Information System
 CDBG Activity Summary Report (GPR) for Program Year 2023
 SAN DIEGO

Date: 25-Sep-2024
 Time: 19:38
 Page: 118

PGM Year: 2020
Project: 0008 - HOMELESSNESS
IDIS Activity: 7573 - HOMELESS RESPONSE CTR-21

Status: Completed 9/1/2023 12:00:00 AM Objective: Create suitable living environments
 Location: 1401 Imperial Ave San Diego, CA 92101-7527 Outcome: Availability/accessibility
 Matrix Code: Operating Costs of Homeless/AIDS National Objective: LMC
 Patients Programs (03T)

Activity to prevent, prepare for, and respond to Coronavirus: No

Initial Funding Date: 03/22/2021

Description:
 Operating costs for Homelessness Response Center

Financing

	Fund Type	Grant Year	Grant	Funded Amount	Drawn In Program Year	Drawn Thru Program Year
CDBG	PI			\$1,000,000.00	\$0.00	\$1,000,000.00
Total	Total			\$1,000,000.00	\$0.00	\$1,000,000.00

Proposed Accomplishments

People (General) : 600

Actual Accomplishments

Number assisted:

	Owner		Renter		Total		Person	
	Total	Hispanic	Total	Hispanic	Total	Hispanic	Total	Hispanic
White:	0	0	0	0	0	0	6	3
Black/African American:	0	0	0	0	0	0	9	1
Asian:	0	0	0	0	0	0	0	0
American Indian/Alaskan Native:	0	0	0	0	0	0	0	0
Native Hawaiian/Other Pacific Islander:	0	0	0	0	0	0	0	0
American Indian/Alaskan Native & White:	0	0	0	0	0	0	0	0
Asian White:	0	0	0	0	0	0	0	0
Black/African American & White:	0	0	0	0	0	0	0	0
American Indian/Alaskan Native & Black/African American:	0	0	0	0	0	0	0	0
Other multi-racial:	0	0	0	0	0	0	3	3
Asian/Pacific Islander:	0	0	0	0	0	0	0	0
Hispanic:	0	0	0	0	0	0	0	0
Total:	0	0	0	0	0	0	18	7



U.S. Department of Housing and Urban Development
 Office of Community Planning and Development
 Integrated Disbursement and Information System
 CDBG Activity Summary Report (GPR) for Program Year 2023
 SAN DIEGO

Date: 25-Sep-2024
 Time: 19:38
 Page: 119

Female-headed Households: 0 0 0

Income Category:

	Owner	Renter	Total	Person
Extremely Low	0	0	0	18
Low Mod	0	0	0	0
Moderate	0	0	0	0
Non Low Moderate	0	0	0	0
Total	0	0	0	18
Percent Low/Mod				100.0%

Annual Accomplishments

Years	Accomplishment Narrative	# Benefitting
2021	The Homelessness Response Center served as an entry point to the Coordinated Entry System, providing core services to address housing crises; provide onsite intake, assessment, triage, and referrals for permanent housing opportunities to individuals, families, and youth experiencing homelessness in the City, as well as exploring and maximizing opportunities to access other longer term housing interventions to best meet client needs. The Commission coordinated services that will provide crisis management, and assist participants in identifying immediate housing solutions and accessing mainstream benefits that are important to addressing issues impacting housing stability. The Commission worked with partnering agencies for permanent housing and supportive service program linkages. All services shall be provided at no cost to participants. The HRC design will serve participants in a welcoming and solutions-focused environment; utilize trauma-informed care, motivational interviewing, and a harm reduction model, which does not require sobriety. All services are easily accessible and evaluated for effectiveness on a regular basis.	



U.S. Department of Housing and Urban Development
 Office of Community Planning and Development
 Integrated Disbursement and Information System
 CDBG Activity Summary Report (GPR) for Program Year 2023
 SAN DIEGO

Date: 25-Sep-2024
 Time: 19:38
 Page: 120

PGM Year: 2019
Project: 0033 - CDBG-CV Related activities
IDIS Activity: 7574 - SDHC-EVICTION PROTECTION PROGRAM-CV20
Status: Completed 8/22/2024 12:00:00 AM
Location: 1200 3rd Ave Ste 1400 Suite 1400 San Diego, CA 92101-4157
Objective: Create suitable living environments
Outcome: Availability/accessibility
Matrix Code: Subsistence Payment (05Q) **National Objective:** LMC

Activity to prevent, prepare for, and respond to Coronavirus: Yes

Initial Funding Date: 03/18/2021

Description:
 Second round for the rental assistance program affected by COVID-19

Financing

	Fund Type	Grant Year	Grant	Funded Amount	Drawn In Program Year	Drawn Thru Program Year
CDBG	EN	2020	B20MW060542	\$4,999,228.84	\$3,839,519.67	\$4,999,228.84
Total	Total			\$4,999,228.84	\$3,839,519.67	\$4,999,228.84

Proposed Accomplishments

People (General) : 210

Actual Accomplishments

Number assisted:

	Owner		Renter		Total		Person	
	Total	Hispanic	Total	Hispanic	Total	Hispanic	Total	Hispanic
White:	0	0	0	0	0	0	649	178
Black/African American:	0	0	0	0	0	0	520	26
Asian:	0	0	0	0	0	0	53	1
American Indian/Alaskan Native:	0	0	0	0	0	0	28	14
Native Hawaiian/Other Pacific Islander:	0	0	0	0	0	0	21	3
American Indian/Alaskan Native & White:	0	0	0	0	0	0	1	0
Asian White:	0	0	0	0	0	0	0	0
Black/African American & White:	0	0	0	0	0	0	12	0
American Indian/Alaskan Native & Black/African American:	0	0	0	0	0	0	5	0
Other multi-racial:	0	0	0	0	0	0	434	283
Asian/Pacific Islander:	0	0	0	0	0	0	0	0
Hispanic:	0	0	0	0	0	0	0	0
Total:	0	0	0	0	0	0	1,723	505



U.S. Department of Housing and Urban Development
 Office of Community Planning and Development
 Integrated Disbursement and Information System
 CDBG Activity Summary Report (GPR) for Program Year 2023
 SAN DIEGO

Date: 25-Sep-2024
 Time: 19:38
 Page: 121

Female-headed Households: 0 0 0

Income Category:

	Owner	Renter	Total	Person
Extremely Low	0	0	0	1,142
Low Mod	0	0	0	416
Moderate	0	0	0	165
Non Low Moderate	0	0	0	0
Total	0	0	0	1,723
Percent Low/Mod				100.0%

Annual Accomplishments

Years	Accomplishment Narrative	# Benefitting
2021	The program has been in place since December 1, 2021, and has assisted 1,723 unduplicated persons. Of these, 1,404 had cases that were closed on or before June 30, 2023, and the rest remain open for further services. Of the 1,404 closed cases, Legal Aid prevented the loss of housing in 139 cases, negotiated or helped facilitate a move in 216 cases, preserved access to housing in 67 cases, prevented or obtained relief from unfair or illegal landlord behavior in 79 cases, and enforced tenants rights to safe and habitable housing in 20 cases. Legal Aid obtained a total of \$67,037 in settlements for clients, obtained \$134,403 in monthly benefits, was able to save tenants a total of \$503,076 in waivers or reductions of amounts owed, and saved tenants \$12,801 in recurring monthly charges. In addition, 34 Know Your Rights Workshop events were conducted, providing tenant education to an additional 180 participants. Over 120,000 City tenants were reached through canvassing and outreach, and offered training including 80 public workshops, 19 targeted training courses, and 303 public awareness events.	



U.S. Department of Housing and Urban Development
 Office of Community Planning and Development
 Integrated Disbursement and Information System
 CDBG Activity Summary Report (GPR) for Program Year 2023
 SAN DIEGO

Date: 25-Sep-2024
 Time: 19:38
 Page: 122

PGM Year: 2021
Project: 0004 - Economic Development
IDIS Activity: 7584 - ACCION SD-MICROLENDING PROGRAM-22
Status: Open
Location: 404 Euclid Ave San Diego, CA 92114-2221
Objective: Create economic opportunities
Outcome: Availability/accessibility
Matrix Code: Micro-Enterprise Assistance (18C) **National Objective:** LMCMC

Activity to prevent, prepare for, and respond to Coronavirus: No

Initial Funding Date: 01/26/2022

Description:
 Provides low-to-moderate income entrepreneurs with access to affordable loan capital and technical assistance.

Financing

	Fund Type	Grant Year	Grant	Funded Amount	Drawn In Program Year	Drawn Thru Program Year
CDBG	EN	2018	B18MC060542	\$145,777.46	\$0.00	\$145,777.46
	PI			\$53,200.54	\$0.00	\$53,200.54
Total	Total			\$198,978.00	\$0.00	\$198,978.00

Proposed Accomplishments

Businesses : 53

Actual Accomplishments

Number assisted:

	Owner		Renter		Total		Person	
	Total	Hispanic	Total	Hispanic	Total	Hispanic	Total	Hispanic
White:	0	0	0	0	0	0	20	7
Black/African American:	0	0	0	0	0	0	9	1
Asian:	0	0	0	0	0	0	3	0
American Indian/Alaskan Native:	0	0	0	0	0	0	0	0
Native Hawaiian/Other Pacific Islander:	0	0	0	0	0	0	0	0
American Indian/Alaskan Native & White:	0	0	0	0	0	0	0	0
Asian White:	0	0	0	0	0	0	1	0
Black/African American & White:	0	0	0	0	0	0	0	0
American Indian/Alaskan Native & Black/African American:	0	0	0	0	0	0	0	0
Other multi-racial:	0	0	0	0	0	0	11	7
Asian/Pacific Islander:	0	0	0	0	0	0	0	0
Hispanic:	0	0	0	0	0	0	0	0



U.S. Department of Housing and Urban Development
 Office of Community Planning and Development
 Integrated Disbursement and Information System
 CDBG Activity Summary Report (GPR) for Program Year 2023
 SAN DIEGO

Date: 25-Sep-2024
 Time: 19:38
 Page: 123

Total:	0	0	0	0	0	0	44	15
Female-headed Households:	0		0		0			
<i>Income Category:</i>								
	Owner	Renter	Total	Person				
Extremely Low	0	0	0	25				
Low Mod	0	0	0	11				
Moderate	0	0	0	8				
Non Low Moderate	0	0	0	0				
Total	0	0	0	44				
Percent Low/Mod				100.0%				

Annual Accomplishments

Years	Accomplishment Narrative	# Benefiting
2021	<p>In FY 2022 (July to June 2022), Accessity (formerly Accion San Diego) completed the following per the CDBG agreement:</p> <p>Technical Assistance: Accessity provided technical assistance to 44 clients, 31 of which received loans between \$300 and \$100,000. All FY22 clients are LMI City of SD residents/businesses.</p> <p>Workshops: 1 FY22 CDBG client attended Accessity educational workshops in the City of SD. FY22 CDBG client participation at these workshops was tracked, but costs to conduct these workshops were not charged to CDBG.</p> <p>The above CDBG-paid activities supported additional client benefits:</p> <p>During FY22, Accessity participated in educational presentations, small business events, and workshops within the City of San Diego in conjunction with various business associations, task forces, and banking partners to support small business owners with resources and education. In total, those activities reached 788 local City of San Diego small business owners.</p> <p>Loan application assistance and wrap-around support: 284 applicants received wrap-around support from staff. These clients received practical business and financial planning skills. The 31 loans to FY22 CDBG clients maintained 62 jobs and created 36 jobs, 98 jobs in all which benefited City of San Diego communities. Accessity provided services to 4 clients that were otherwise CDBG-eligible but did not receive their business tax certificates to send to Accessity for CDBG reporting. Accessity also received \$351,996 in Paycheck Protection Program funds in 2020 and received loan forgiveness in July 2021. There was no commingling of PPP and CDBG funds for expenses that were submitted for CDBG reimbursement.</p>	



U.S. Department of Housing and Urban Development
 Office of Community Planning and Development
 Integrated Disbursement and Information System
 CDBG Activity Summary Report (GPR) for Program Year 2023
 SAN DIEGO

Date: 25-Sep-2024
 Time: 19:38
 Page: 124

PGM Year: 2021
Project: 0002 - Workforce Development
IDIS Activity: 7587 - SD CONTINUING ED-GATEWAY TO COLLEGE-22
Status: Open
Location: 4343 Ocean View Blvd San Diego, CA 92113-1915
Objective: Create suitable living environments
Outcome: Availability/accessibility
Matrix Code: Employment Training (05H) **National Objective:** LMC

Activity to prevent, prepare for, and respond to Coronavirus: No

Initial Funding Date: 07/12/2022

Description:

Engages opportunity youth in a three-month apprenticeship program to prepare them in careers for construction and building trades.

Financing

	Fund Type	Grant Year	Grant	Funded Amount	Drawn In Program Year	Drawn Thru Program Year
CDBG	EN	2017	B17MC060542	\$29,480.87	\$29,480.87	\$29,480.87
		2019	B19MC060542	\$40,603.74	\$0.00	\$0.00
	PI			\$9,115.39	\$3,414.61	\$9,115.39
Total	Total			\$79,200.00	\$32,895.48	\$38,596.26

Proposed Accomplishments

People (General) : 25

Actual Accomplishments

Number assisted:

	Owner		Renter		Total		Person	
	Total	Hispanic	Total	Hispanic	Total	Hispanic	Total	Hispanic
White:	0	0	0	0	0	0	5	4
Black/African American:	0	0	0	0	0	0	0	0
Asian:	0	0	0	0	0	0	2	0
American Indian/Alaskan Native:	0	0	0	0	0	0	0	0
Native Hawaiian/Other Pacific Islander:	0	0	0	0	0	0	0	0
American Indian/Alaskan Native & White:	0	0	0	0	0	0	0	0
Asian White:	0	0	0	0	0	0	2	0
Black/African American & White:	0	0	0	0	0	0	0	0
American Indian/Alaskan Native & Black/African American:	0	0	0	0	0	0	0	0
Other multi-racial:	0	0	0	0	0	0	4	0
Asian/Pacific Islander:	0	0	0	0	0	0	0	0



U.S. Department of Housing and Urban Development
 Office of Community Planning and Development
 Integrated Disbursement and Information System
 CDBG Activity Summary Report (GPR) for Program Year 2023
 SAN DIEGO

Date: 25-Sep-2024
 Time: 19:38
 Page: 125

Hispanic:	0	0	0	0	0	0	0	0
Total:	0	0	0	0	0	0	13	4

Female-headed Households: 0 0 0

Income Category:

	Owner	Renter	Total	Person
Extremely Low	0	0	0	6
Low Mod	0	0	0	2
Moderate	0	0	0	4
Non Low Moderate	0	0	0	1
Total	0	0	0	13
Percent Low/Mod				92.3%

Annual Accomplishments

Years	Accomplishment Narrative	# Benefitting
2021	<p>The San Diego Gateway to College and Career project provided GED courses, college and career readiness courses, apprenticeships, internships, job placement services, case management, workshops, transportation assistance, course materials, work clothing and tools to Opportunity Youth between 18 and 25 years old that reside in the City of San Diego, preparing them for future careers in the construction industry.</p> <p>The San Diego Gateway to College and Career project targeted Opportunity Youth between 18 and 25 years old, who are residents of the City of San Diego, are low-to-moderate (LMI) income and who do not yet have their high school degree or GED. Participants are 27% African American/Black, 64% Hispanic/Latino, 3% Asian, and 3% Native American. 48% of participants are male, 51% are female and 1% is transgender. 58% of participants have not finished high school, 33% are homeless or runaways, 33% are parents or are pregnant, 55% have a documented disability, 21% are justice-involved, 24% have a current or history of substance abuse and 13% are either current or former foster youth.</p>	



U.S. Department of Housing and Urban Development
 Office of Community Planning and Development
 Integrated Disbursement and Information System
 CDBG Activity Summary Report (GPR) for Program Year 2023
 SAN DIEGO

Date: 25-Sep-2024
 Time: 19:38
 Page: 126

PGM Year: 2021
Project: 0002 - Workforce Development
IDIS Activity: 7588 - SDWP-TECH HIRE-22
Status: Completed 8/22/2024 12:00:00 AM
Location: 9246 Lightwave Ave San Diego, CA 92123-6411
Objective: Create suitable living environments
Outcome: Availability/accessibility
Matrix Code: Employment Training (05H) **National Objective:** LMC

Activity to prevent, prepare for, and respond to Coronavirus: No

Initial Funding Date: 07/25/2022

Description:
 Assist LMI residents in beginning careers in information and communications technology (ICT) occupational fields through work readiness trainings, paid internship and employment placement.

Financing

	Fund Type	Grant Year	Grant	Funded Amount	Drawn In Program Year	Drawn Thru Program Year
CDBG	EN	2017	B17MC060542	\$607,385.12	\$607,385.12	\$607,385.12
	PI			\$103,187.25	\$103,187.25	\$103,187.25
Total	Total			\$710,572.37	\$710,572.37	\$710,572.37

Proposed Accomplishments

People (General) : 129

Actual Accomplishments

Number assisted:

	Owner		Renter		Total		Person	
	Total	Hispanic	Total	Hispanic	Total	Hispanic	Total	Hispanic
White:	0	0	0	0	0	0	79	29
Black/African American:	0	0	0	0	0	0	51	0
Asian:	0	0	0	0	0	0	39	1
American Indian/Alaskan Native:	0	0	0	0	0	0	9	6
Native Hawaiian/Other Pacific Islander:	0	0	0	0	0	0	8	0
American Indian/Alaskan Native & White:	0	0	0	0	0	0	1	0
Asian White:	0	0	0	0	0	0	7	0
Black/African American & White:	0	0	0	0	0	0	1	0
American Indian/Alaskan Native & Black/African American:	0	0	0	0	0	0	3	0
Other multi-racial:	0	0	0	0	0	0	17	10
Asian/Pacific Islander:	0	0	0	0	0	0	0	0



U.S. Department of Housing and Urban Development
 Office of Community Planning and Development
 Integrated Disbursement and Information System
 CDBG Activity Summary Report (GPR) for Program Year 2023
 SAN DIEGO

Date: 25-Sep-2024
 Time: 19:38
 Page: 127

Hispanic:	0	0	0	0	0	0	0
Total:	0	0	0	0	0	0	46

Female-headed Households: 0 0 0 0 0 0 0 0

Income Category:

	Owner	Renter	Total	Person
Extremely Low	0	0	0	127
Low Mod	0	0	0	37
Moderate	0	0	0	25
Non Low Moderate	0	0	0	26
Total	0	0	0	215
Percent Low/Mod				87.9%

Annual Accomplishments

Years **Accomplishment Narrative** **# Benefitting**

2021 Two hundred fifteen (215) unduplicated clients received services in FY22. Of those served, one hundred ninety-two (192), or 89%, met LMI requirements.
 Of those served through the program:
 One-hundred six (106) were Gender minorities (50%)
 Eleven (11) were mature workers (ages 55+) (5%)
 Eleven (11) were veterans (5%)
 One-hundred sixty-five (165) were racial and ethnic minorities (77%)
 Of those provided services, one-hundred forty-four (144) unduplicated clients were placed in ICT employment and/or ICT training and education in FY22.
 Of those provided services, one hundred seven (107) unduplicated clients were placed in TechHire Internships in FY22.
 Four hundred seventy-five (475) individuals applied for the TechHire program in FY22. Out of those applicants, Two-hundred fifteen (215) unduplicated eligible individuals were enrolled in the program and received Case Management and individualized employment plans (IEP). Of those enrolled, one hundred-seven (107) were placed into paid ICT internships, which allowed participants to earn on-the-job training in the ICT field. One-hundred forty-four (144) unduplicated clients were placed in ICT-related education courses or reported employment placement with ICT employers around San Diego in FY22.



U.S. Department of Housing and Urban Development
 Office of Community Planning and Development
 Integrated Disbursement and Information System
 CDBG Activity Summary Report (GPR) for Program Year 2023
 SAN DIEGO

Date: 25-Sep-2024
 Time: 19:38
 Page: 128

PGM Year: 2021
Project: 0002 - Workforce Development
IDIS Activity: 7589 - SDWP-CONNECT2CAREERS-22
Status: Open
Location: 9246 Lightwave Ave Ste 210 San Diego, CA 92123-6411
Objective: Create suitable living environments
Outcome: Availability/accessibility
Matrix Code: Employment Training (05H) **National Objective:** LMC

Activity to prevent, prepare for, and respond to Coronavirus: No

Initial Funding Date: 07/26/2022

Description:
 Provides LMI youth with meaningful job placement opportunities.

Financing

	Fund Type	Grant Year	Grant	Funded Amount	Drawn In Program Year	Drawn Thru Program Year
CDBG	EN	2017	B17MC060542	\$179,187.89	\$142,713.08	\$179,187.89
		2018	B18MC060542	\$20,812.11	\$0.00	\$0.00
Total	Total			\$200,000.00	\$142,713.08	\$179,187.89

Proposed Accomplishments

People (General) : 1

Actual Accomplishments

Number assisted:

	Owner		Renter		Total		Person	
	Total	Hispanic	Total	Hispanic	Total	Hispanic	Total	Hispanic
White:	0	0	0	0	0	0	53	10
Black/African American:	0	0	0	0	0	0	51	0
Asian:	0	0	0	0	0	0	11	0
American Indian/Alaskan Native:	0	0	0	0	0	0	14	1
Native Hawaiian/Other Pacific Islander:	0	0	0	0	0	0	0	0
American Indian/Alaskan Native & White:	0	0	0	0	0	0	3	2
Asian White:	0	0	0	0	0	0	1	0
Black/African American & White:	0	0	0	0	0	0	0	0
American Indian/Alaskan Native & Black/African American:	0	0	0	0	0	0	0	0
Other multi-racial:	0	0	0	0	0	0	7	3
Asian/Pacific Islander:	0	0	0	0	0	0	0	0
Hispanic:	0	0	0	0	0	0	0	0



U.S. Department of Housing and Urban Development
 Office of Community Planning and Development
 Integrated Disbursement and Information System
 CDBG Activity Summary Report (GPR) for Program Year 2023
 SAN DIEGO

Date: 25-Sep-2024
 Time: 19:38
 Page: 129

Total:	0	0	0	0	0	0	140	16
Female-headed Households:	0		0		0			
<i>Income Category:</i>								
	Owner	Renter	Total	Person				
Extremely Low	0	0	0	121				
Low Mod	0	0	0	11				
Moderate	0	0	0	8				
Non Low Moderate	0	0	0	0				
Total	0	0	0	140				
Percent Low/Mod				100.0%				

Annual Accomplishments

Years	Accomplishment Narrative	# Benefiting
2021	<p>Opportunity Youth Internships One-hundred twenty-four (124) unduplicated CDBG-eligible youth were assisted in fiscal year 2022. Sixty-three (63) unduplicated CDBG-eligible youth were provided new or continued access to job training in fiscal year 2022. Fifty-three (53) unduplicated CDBG-eligible youth successfully obtained a paid job or internship in fiscal year 2022.</p> <p>Participants in the Opportunity Youth Internship program can apply directly through the San Diego Workforce Partnership website or may be current CDBG-eligible clients already participating in other San Diego Workforce Partnership programs, such as the county-funded School Break Externship program or Southeastern San Diego Live Well Job-Readiness Training program, that do not receive CDBG funds. In fiscal year 2022, the Workforce Partnership provided job-readiness training to sixty-three (63) opportunity youth residing in the City of San Diego. Most of the training was provided by Access, Inc., and a special presentation on financial wellness was hosted by Mission Federal Credit Union. Topics included Elevator Pitches, Ace the Interview, Conflict Resolution, Workplace Smarts, and an overview of timecard completion. We also placed fifty-three (53) opportunity youth in various paid internship positions with various San Diego employers, including San Diego Job Corps, San Diego Parks Foundation, Paper Clip Packaging, and more.</p>	



U.S. Department of Housing and Urban Development
 Office of Community Planning and Development
 Integrated Disbursement and Information System
 CDBG Activity Summary Report (GPR) for Program Year 2023
 SAN DIEGO

Date: 25-Sep-2024
 Time: 19:38
 Page: 130

PGM Year: 2021
Project: 0005 - Public Infrastructure Improvements
IDIS Activity: 7590 - CITY CIP-TSW-UNIVERSITY AVE PHASE 1-22
Status: Open
Location: 1200 3rd Ave San Diego, CA 92101-4110
Objective: Create suitable living environments
Outcome: Availability/accessibility
Matrix Code: Sidewalks (03L) **National Objective:** LMA

Activity to prevent, prepare for, and respond to Coronavirus: No

Initial Funding Date: 07/25/2022

Description:

Verify project description: (place holder - project to complete street improvements) Approved funding allocations include: 2022-\$1.1m and 2024-\$1m.

Financing

	Fund Type	Grant Year	Grant	Funded Amount	Drawn In Program Year	Drawn Thru Program Year
CDBG	EN	2019	B19MC060542	\$969,238.85	\$745,202.15	\$969,238.85
		2023	B23MC060542	\$806,831.49	\$0.00	\$0.00
	PI			\$323,929.66	\$279,123.84	\$279,123.84
Total	Total			\$2,100,000.00	\$1,024,325.99	\$1,248,362.69

Proposed Accomplishments

People (General) : 1
 Total Population in Service Area: 1,830
 Census Tract Percent Low / Mod: 100.00

Annual Accomplishments

No data returned for this view. This might be because the applied filter excludes all data.



U.S. Department of Housing and Urban Development
 Office of Community Planning and Development
 Integrated Disbursement and Information System
 CDBG Activity Summary Report (GPR) for Program Year 2023
 SAN DIEGO

Date: 25-Sep-2024
 Time: 19:38
 Page: 131

PGM Year: 2021
Project: 0005 - Public Infrastructure Improvements
IDIS Activity: 7591 - CITY CIP-PARK AND REC-LINDA VISTA SKATE PARK-22

Status: Completed 11/21/2023 12:00:00 AM **Objective:** Create suitable living environments
Location: 7064 Levant St San Diego, CA 92111-6011 **Outcome:** Availability/accessibility
Matrix Code: Parks, Recreational Facilities (03F) **National Objective:** LMA

Activity to prevent, prepare for, and respond to Coronavirus: No

Initial Funding Date: 01/26/2022

Description:

tbd

Financing

	Fund Type	Grant Year	Grant	Funded Amount	Drawn In Program Year	Drawn Thru Program Year
CDBG	EN	2018	B18MC060542	\$153,777.71	\$6,610.80	\$153,777.71
	PI			\$13,438.18	\$0.00	\$13,438.18
Total	Total			\$167,215.89	\$6,610.80	\$167,215.89

Proposed Accomplishments

Public Facilities : 1
 Total Population in Service Area: 1,380
 Census Tract Percent Low / Mod: 74.64

Annual Accomplishments

Years	Accomplishment Narrative	# Benefitting
2024	Demolition, grading, and paving of skate park. Also installed new fencing and a pedestrian pathway.	



U.S. Department of Housing and Urban Development
 Office of Community Planning and Development
 Integrated Disbursement and Information System
 CDBG Activity Summary Report (GPR) for Program Year 2023
 SAN DIEGO

Date: 25-Sep-2024
 Time: 19:38
 Page: 132

PGM Year:	2021		
Project:	0005 - Public Infrastructure Improvements		
IDIS Activity:	7592 - CITY CIP-PARK AND REC-JFK PARK-22		
Status:	Open	Objective:	Create suitable living environments
Location:	4825 Ocean View Blvd San Diego, CA 92113-2035	Outcome:	Availability/accessibility
		Matrix Code:	Parks, Recreational Facilities (03F)
		National Objective:	LMA

Activity to prevent, prepare for, and respond to Coronavirus: No

Initial Funding Date: 07/21/2022

Description:
 Project will provide the design and construction of security lighting, ADA improvements to the existing comfort station, children's play areas, path of travel, fitness course, basketball and tennis courts.
 Approved funding allocations include: 2022-\$3m and 2024-\$1m.

Financing

	Fund Type	Grant Year	Grant	Funded Amount	Drawn In Program Year	Drawn Thru Program Year
CDBG	EN	2019	B19MC060542	\$144,247.45	\$144,247.45	\$144,247.45
		2020	B20MC060542	\$55,752.55	\$55,752.55	\$55,752.55
	PI			\$3,781,074.65	\$2,170,820.63	\$2,185,310.63
Total	Total			\$3,981,074.65	\$2,370,820.63	\$2,385,310.63

Proposed Accomplishments
 Public Facilities : 1
 Total Population in Service Area: 765
 Census Tract Percent Low / Mod: 64.71

Annual Accomplishments
 No data returned for this view. This might be because the applied filter excludes all data.



U.S. Department of Housing and Urban Development
 Office of Community Planning and Development
 Integrated Disbursement and Information System
 CDBG Activity Summary Report (GPR) for Program Year 2023
 SAN DIEGO

Date: 25-Sep-2024
 Time: 19:38
 Page: 133

PGM Year: 2021
Project: 0005 - Public Infrastructure Improvements
IDIS Activity: 7593 - CITY CIP-PARK AND REC-5 HARD COURT IMPROVE-22

Status: Canceled 9/27/2023 10:52:59 AM
Location: 1200 3rd Ave San Diego, CA 92101-4110
Objective: Create suitable living environments
Outcome: Availability/accessibility
Matrix Code: Parks, Recreational Facilities (03F) **National Objective:** LMA

Activity to prevent, prepare for, and respond to Coronavirus: No

Initial Funding Date: 07/21/2022

Description:
 Project will enhance park visitor experience by improving multi-purpose hard courts at two locations: Silver Wing CP Basketball Courts and Encanto CP Basketball Court.

Financing
 No data returned for this view. This might be because the applied filter excludes all data.

Proposed Accomplishments
 Public Facilities : 2
 Total Population in Service Area: 4,965
 Census Tract Percent Low / Mod: 52.17

Annual Accomplishments
 No data returned for this view. This might be because the applied filter excludes all data.



U.S. Department of Housing and Urban Development
 Office of Community Planning and Development
 Integrated Disbursement and Information System
 CDBG Activity Summary Report (GPR) for Program Year 2023
 SAN DIEGO

Date: 25-Sep-2024
 Time: 19:38
 Page: 134

PGM Year: 2021
Project: 0008 - Homelessness
IDIS Activity: 7594 - DREAMS FOR CHANGE-SAFE PARKING-22

Status: Open
Location: 5605 Imperial Ave San Diego, CA 92114-3931
Objective: Create suitable living environments
Outcome: Availability/accessibility
Matrix Code: Other Public Services Not Listed in 05A-05Y, 03T (05Z) **National Objective:** LMC

Activity to prevent, prepare for, and respond to Coronavirus: No

Initial Funding Date: 07/07/2022

Description:
 Provides a safe parking environment and supportive services for transitional homeless living in their vehicles for overnight stays.

Financing

	Fund Type	Grant Year	Grant	Funded Amount	Drawn In Program Year	Drawn Thru Program Year
CDBG	EN	2018	B18MC060542	\$55,210.31	\$13,570.28	\$52,318.67
	PI			\$9,469.69	\$0.00	\$9,469.69
Total	Total			\$64,680.00	\$13,570.28	\$61,788.36

Proposed Accomplishments

People (General) : 225

Actual Accomplishments

Number assisted:

	Owner		Renter		Total		Person	
	Total	Hispanic	Total	Hispanic	Total	Hispanic	Total	Hispanic
White:	0	0	0	0	0	0	222	4
Black/African American:	0	0	0	0	0	0	71	1
Asian:	0	0	0	0	0	0	4	0
American Indian/Alaskan Native:	0	0	0	0	0	0	8	0
Native Hawaiian/Other Pacific Islander:	0	0	0	0	0	0	3	0
American Indian/Alaskan Native & White:	0	0	0	0	0	0	0	0
Asian White:	0	0	0	0	0	0	0	0
Black/African American & White:	0	0	0	0	0	0	2	0
American Indian/Alaskan Native & Black/African American:	0	0	0	0	0	0	2	0
Other multi-racial:	0	0	0	0	0	0	41	0
Asian/Pacific Islander:	0	0	0	0	0	0	0	0
Hispanic:	0	0	0	0	0	0	0	0



U.S. Department of Housing and Urban Development
 Office of Community Planning and Development
 Integrated Disbursement and Information System
 CDBG Activity Summary Report (GPR) for Program Year 2023
 SAN DIEGO

Date: 25-Sep-2024
 Time: 19:38
 Page: 135

Total:	0	0	0	0	0	0	353	5	
Female-headed Households:	0		0		0				
<i>Income Category:</i>									
	Owner	Renter	Total						Person
Extremely Low	0	0	0						316
Low Mod	0	0	0						32
Moderate	0	0	0						5
Non Low Moderate	0	0	0						0
Total	0	0	0						353
Percent Low/Mod									100.0%

Annual Accomplishments

Years	Accomplishment Narrative	# Benefitting
2022	As of June 30, 2022, Dreams for Change Safe Parking Program served 353 clients by providing overnight parking.	



U.S. Department of Housing and Urban Development
 Office of Community Planning and Development
 Integrated Disbursement and Information System
 CDBG Activity Summary Report (GPR) for Program Year 2023
 SAN DIEGO

Date: 25-Sep-2024
 Time: 19:38
 Page: 136

PGM Year: 2021
Project: 0008 - Homelessness
IDIS Activity: 7595 - SERVING SRS-TRANSITIONAL HOUSING-22

Status: Open
Location: 525 14th St Ste 200 San Diego, CA 92101-7556
Objective: Create suitable living environments
Outcome: Availability/accessibility
Matrix Code: Operating Costs of Homeless/AIDS Patients Programs (03T)
National Objective: LMC

Activity to prevent, prepare for, and respond to Coronavirus: No

Initial Funding Date: 01/26/2022

Description:

Sustains a transitional housing program for homeless seniors by funding four transitional housing units.

Financing

	Fund Type	Grant Year	Grant	Funded Amount	Drawn In Program Year	Drawn Thru Program Year
CDBG	EN	2017	B17MC060542	\$40,631.80	\$0.00	\$40,631.80
	PI			\$8,992.35	\$0.00	\$8,992.35
Total	Total			\$49,624.15	\$0.00	\$49,624.15

Proposed Accomplishments

People (General) : 60

Actual Accomplishments

Number assisted:

	Owner		Renter		Total		Person	
	Total	Hispanic	Total	Hispanic	Total	Hispanic	Total	Hispanic
White:	0	0	0	0	0	0	25	5
Black/African American:	0	0	0	0	0	0	25	1
Asian:	0	0	0	0	0	0	1	1
American Indian/Alaskan Native:	0	0	0	0	0	0	0	0
Native Hawaiian/Other Pacific Islander:	0	0	0	0	0	0	0	0
American Indian/Alaskan Native & White:	0	0	0	0	0	0	0	0
Asian White:	0	0	0	0	0	0	0	0
Black/African American & White:	0	0	0	0	0	0	0	0
American Indian/Alaskan Native & Black/African American:	0	0	0	0	0	0	0	0
Other multi-racial:	0	0	0	0	0	0	3	0
Asian/Pacific Islander:	0	0	0	0	0	0	0	0
Hispanic:	0	0	0	0	0	0	0	0



U.S. Department of Housing and Urban Development
 Office of Community Planning and Development
 Integrated Disbursement and Information System
 CDBG Activity Summary Report (GPR) for Program Year 2023
 SAN DIEGO

Date: 25-Sep-2024
 Time: 19:38
 Page: 137

Total:	0	0	0	0	0	0	54	7
Female-headed Households:	0		0		0			

Income Category:

	Owner	Renter	Total	Person
Extremely Low	0	0	0	54
Low Mod	0	0	0	0
Moderate	0	0	0	0
Non Low Moderate	0	0	0	0
Total	0	0	0	54
Percent Low/Mod				100.0%

Annual Accomplishments

Years	Accomplishment Narrative	# Benefitting
2021	For first 6 months of fiscal year 2022 (july-december), 54 clients have been assisted.	



U.S. Department of Housing and Urban Development
 Office of Community Planning and Development
 Integrated Disbursement and Information System
 CDBG Activity Summary Report (GPR) for Program Year 2023
 SAN DIEGO

Date: 25-Sep-2024
 Time: 19:38
 Page: 138

PGM Year: 2021
Project: 0007 - Nonprofit Facility Improvements
IDIS Activity: 7596 - CATHOLIC CHARITIES-MISSION GORGE IMPROVE-22
Status: Open
Location: 4575 Mission Gorge Pl San Diego, CA 92120-4106
Objective: Create suitable living environments
Outcome: Availability/accessibility
Matrix Code: Homeless Facilities (not operating costs) (03C) **National Objective:** LMC

Activity to prevent, prepare for, and respond to Coronavirus: No

Initial Funding Date: 07/21/2022

Description:

Funds capital improvements to the Mission Gorge facility where Catholic Charities operates and provides public services.

Financing

	Fund Type	Grant Year	Grant	Funded Amount	Drawn In Program Year	Drawn Thru Program Year
CDBG	PI			\$250,329.00	\$233,280.00	\$233,280.00
Total	Total			\$250,329.00	\$233,280.00	\$233,280.00

Proposed Accomplishments

Public Facilities : 1

Actual Accomplishments

Number assisted:

	Owner		Renter		Total		Person	
	Total	Hispanic	Total	Hispanic	Total	Hispanic	Total	Hispanic
White:	0	0	0	0	0	0		0
Black/African American:	0	0	0	0	0	0	0	0
Asian:	0	0	0	0	0	0	0	0
American Indian/Alaskan Native:	0	0	0	0	0	0	0	0
Native Hawaiian/Other Pacific Islander:	0	0	0	0	0	0	0	0
American Indian/Alaskan Native & White:	0	0	0	0	0	0	0	0
Asian White:	0	0	0	0	0	0	0	0
Black/African American & White:	0	0	0	0	0	0	0	0
American Indian/Alaskan Native & Black/African American:	0	0	0	0	0	0	0	0
Other multi-racial:	0	0	0	0	0	0	0	0
Asian/Pacific Islander:	0	0	0	0	0	0	0	0
Hispanic:	0	0	0	0	0	0	0	0
Total:	0	0	0	0	0	0	0	0



U.S. Department of Housing and Urban Development
Office of Community Planning and Development
Integrated Disbursement and Information System
CDBG Activity Summary Report (GPR) for Program Year 2023
SAN DIEGO

Date: 25-Sep-2024

Time: 19:38

Page: 139

Female-headed Households:

0 0 0

Income Category:

	Owner	Renter	Total	Person
Extremely Low	0	0	0	0
Low Mod	0	0	0	0
Moderate	0	0	0	0
Non Low Moderate	0	0	0	0
Total	0	0	0	0

Percent Low/Mod

Annual Accomplishments

No data returned for this view. This might be because the applied filter excludes all data.



U.S. Department of Housing and Urban Development
 Office of Community Planning and Development
 Integrated Disbursement and Information System
 CDBG Activity Summary Report (GPR) for Program Year 2023
 SAN DIEGO

Date: 25-Sep-2024
 Time: 19:38
 Page: 140

PGM Year: 2021
Project: 0007 - Nonprofit Facility Improvements
IDIS Activity: 7597 - FHC SD-CITY HEIGHTS SOLAR-22
Status: Completed 9/15/2023 12:00:00 AM
Location: 5454 El Cajon Blvd San Diego, CA 92115-3621
Objective: Create suitable living environments
Outcome: Sustainability
Matrix Code: Health Facilities (03P) **National Objective:** LMC

Activity to prevent, prepare for, and respond to Coronavirus: No

Initial Funding Date: 01/27/2022

Description:
 Installs solar panels on the roof and parking lot of one of the Family Health Centers of San Diego's largest clinics.

Financing

	Fund Type	Grant Year	Grant	Funded Amount	Drawn In Program Year	Drawn Thru Program Year
CDBG	EN	2019	B19MC060542	\$278,655.49	\$229,003.07	\$278,655.49
Total	Total			\$278,655.49	\$229,003.07	\$278,655.49

Proposed Accomplishments

Public Facilities : 1

Actual Accomplishments

Number assisted:

	Owner		Renter		Total		Person	
	Total	Hispanic	Total	Hispanic	Total	Hispanic	Total	Hispanic
White:	0	0	0	0	0	0	5,525	3,423
Black/African American:	0	0	0	0	0	0	1,797	73
Asian:	0	0	0	0	0	0	582	10
American Indian/Alaskan Native:	0	0	0	0	0	0	52	19
Native Hawaiian/Other Pacific Islander:	0	0	0	0	0	0	67	4
American Indian/Alaskan Native & White:	0	0	0	0	0	0	0	0
Asian White:	0	0	0	0	0	0	0	0
Black/African American & White:	0	0	0	0	0	0	0	0
American Indian/Alaskan Native & Black/African American:	0	0	0	0	0	0	0	0
Other multi-racial:	0	0	0	0	0	0	2,023	1,106
Asian/Pacific Islander:	0	0	0	0	0	0	0	0
Hispanic:	0	0	0	0	0	0	0	0
Total:	0	0	0	0	0	0	10,046	4,635



U.S. Department of Housing and Urban Development
 Office of Community Planning and Development
 Integrated Disbursement and Information System
 CDBG Activity Summary Report (GPR) for Program Year 2023
 SAN DIEGO

Date: 25-Sep-2024
 Time: 19:38
 Page: 141

Female-headed Households: 0 0 0

Income Category:

	Owner	Renter	Total	Person
Extremely Low	0	0	0	9,407
Low Mod	0	0	0	473
Moderate	0	0	0	83
Non Low Moderate	0	0	0	83
Total	0	0	0	10,046
Percent Low/Mod				99.2%

Annual Accomplishments

Years	Accomplishment Narrative	# Benefitting
2021	<p>The City Heights Family Health Center Solar Panels installation proceeded throughout FY 2022. During this reporting period, Family Health Centers of San Diego (FHCS) and the City of San Diego finalized and executed the contract. In the early stages of implementation, FHCS held Kick-off meetings and calls with all stakeholders including City of San Diego officials to discuss all aspects of the work scope. Moreover, FHCS developed and published a public advertisement plan and an Invitation for Bid (IFB) that was reviewed and approved by the City of San Diego Program Manager. Due to qualifying requirements, the IFB deadline was pushed a few weeks. Consequently, FHCS finalized the bidding process and awarded the subcontract to Cal Solar. During the following months, FHCS worked with Cal Solar to complete and submit all outstanding documents before the Notice to Proceed (NTP) can be issued. Additionally, an electrical subcontractor was disqualified, and Cal Solar was in the process to identify a replacement.</p> <p>FHCS continues collaborating with stakeholders towards getting the construction phase started by maintaining the facilitation of pre-construction meetings and working with the City of San Diego to approve and issue required permits and NTP. Additionally, FHCS is monitoring Cal Solar's progress with submitting required outstanding documents and selecting a qualified electrical sub-contractor. FHCS anticipates about 2-month of construction time upon resolving all outstanding action items and issuance of NTP.</p>	



U.S. Department of Housing and Urban Development
 Office of Community Planning and Development
 Integrated Disbursement and Information System
 CDBG Activity Summary Report (GPR) for Program Year 2023
 SAN DIEGO

Date: 25-Sep-2024
 Time: 19:38
 Page: 142

PGM Year: 2021
Project: 0007 - Nonprofit Facility Improvements
IDIS Activity: 7598 - JEWISH FAMILY SERICE-ADA RESTROOMS-22

Status: Open
Location: 8788 Balboa Ave San Diego, CA 92123-6504
Objective: Create suitable living environments
Outcome: Availability/accessibility
Matrix Code: Other Public Improvements Not Listed
National Objective: LMC
 in 03A-03S (03Z)

Activity to prevent, prepare for, and respond to Coronavirus: No

Initial Funding Date: 07/21/2022

Description:
 Funds the construction of two ADA facilities that will include restrooms, showers, and sinks, and be accessible for participating in JFS's Safe Parking Program.

Financing

	Fund Type	Grant Year	Grant	Funded Amount	Drawn In Program Year	Drawn Thru Program Year
CDBG	EN	2017	B17MC060542	\$52,674.84	\$52,674.84	\$52,674.84
	PI			\$158,755.16	\$158,755.16	\$158,755.16
Total	Total			\$211,430.00	\$211,430.00	\$211,430.00

Proposed Accomplishments

Public Facilities : 1

Actual Accomplishments

Number assisted:

	Owner		Renter		Total		Person	
	Total	Hispanic	Total	Hispanic	Total	Hispanic	Total	Hispanic
White:	0	0	0	0	0	0		0
Black/African American:	0	0	0	0	0	0	0	0
Asian:	0	0	0	0	0	0	0	0
American Indian/Alaskan Native:	0	0	0	0	0	0	0	0
Native Hawaiian/Other Pacific Islander:	0	0	0	0	0	0	0	0
American Indian/Alaskan Native & White:	0	0	0	0	0	0	0	0
Asian White:	0	0	0	0	0	0	0	0
Black/African American & White:	0	0	0	0	0	0	0	0
American Indian/Alaskan Native & Black/African American:	0	0	0	0	0	0	0	0
Other multi-racial:	0	0	0	0	0	0	0	0
Asian/Pacific Islander:	0	0	0	0	0	0	0	0
Hispanic:	0	0	0	0	0	0	0	0



U.S. Department of Housing and Urban Development
 Office of Community Planning and Development
 Integrated Disbursement and Information System
 CDBG Activity Summary Report (GPR) for Program Year 2023
 SAN DIEGO

Date: 25-Sep-2024
 Time: 19:38
 Page: 143

Total: 0 0 0 0 0 0 0 0

Female-headed Households: 0 0 0 0

Income Category:

	Owner	Renter	Total	Person
Extremely Low	0	0	0	0
Low Mod	0	0	0	0
Moderate	0	0	0	0
Non Low Moderate	0	0	0	0
Total	0	0	0	0
Percent Low/Mod				

Annual Accomplishments

No data returned for this view. This might be because the applied filter excludes all data.



U.S. Department of Housing and Urban Development
 Office of Community Planning and Development
 Integrated Disbursement and Information System
 CDBG Activity Summary Report (GPR) for Program Year 2023
 SAN DIEGO

Date: 25-Sep-2024
 Time: 19:38
 Page: 144

PGM Year: 2021
Project: 0007 - Nonprofit Facility Improvements
IDIS Activity: 7599 - SERVING SRS-SR CTR FACILITY IMPROVE-22

Status: Completed 8/24/2023 12:00:00 AM Objective: Create suitable living environments
 Location: 1525 4th Ave San Diego, CA 92101-3107 Outcome: Availability/accessibility
 Matrix Code: Senior Centers (03A) National Objective: LMC

Activity to prevent, prepare for, and respond to Coronavirus: No

Initial Funding Date: 03/10/2022

Description:

Funds roofing repairs and flooring replacements at the Serving Seniors flagship service location.

Financing

	Fund Type	Grant Year	Grant	Funded Amount	Drawn In Program Year	Drawn Thru Program Year
CDBG	EN	2019	B19MC060542	\$8,620.00	\$0.00	\$8,620.00
	PI			\$241,785.62	\$0.00	\$241,785.62
Total	Total			\$250,405.62	\$0.00	\$250,405.62

Proposed Accomplishments

Public Facilities : 1

Actual Accomplishments

Number assisted:

	Owner		Renter		Total		Person	
	Total	Hispanic	Total	Hispanic	Total	Hispanic	Total	Hispanic
White:	0	0	0	0	0	0	125	14
Black/African American:	0	0	0	0	0	0	38	0
Asian:	0	0	0	0	0	0	31	0
American Indian/Alaskan Native:	0	0	0	0	0	0	4	1
Native Hawaiian/Other Pacific Islander:	0	0	0	0	0	0	7	0
American Indian/Alaskan Native & White:	0	0	0	0	0	0	0	0
Asian White:	0	0	0	0	0	0	0	0
Black/African American & White:	0	0	0	0	0	0	0	0
American Indian/Alaskan Native & Black/African American:	0	0	0	0	0	0	1	0
Other multi-racial:	0	0	0	0	0	0	44	15
Asian/Pacific Islander:	0	0	0	0	0	0	0	0
Hispanic:	0	0	0	0	0	0	0	0



U.S. Department of Housing and Urban Development
 Office of Community Planning and Development
 Integrated Disbursement and Information System
 CDBG Activity Summary Report (GPR) for Program Year 2023
 SAN DIEGO

Date: 25-Sep-2024
 Time: 19:38
 Page: 145

Total:	0	0	0	0	0	0	250	30	
Female-headed Households:	0		0		0				
<i>Income Category:</i>									
	Owner	Renter	Total						Person
Extremely Low	0	0	0						233
Low Mod	0	0	0						15
Moderate	0	0	0						2
Non Low Moderate	0	0	0						0
Total	0	0	0						250
Percent Low/Mod									100.0%

Annual Accomplishments

Years	Accomplishment Narrative	# Benefitting
2021	Between March 2022 and July 2023, Serving Seniors worked with San Diego Remodeling to replace flooring at the Gary and Mary West Senior Wellness Center and to replace the roof. At the time, the building was over ten years old and the roof needed to be repaired and flooring replaced to prevent tripping hazards. The roof repairs will help sustain services and prevent closures due to leaks.	



U.S. Department of Housing and Urban Development
 Office of Community Planning and Development
 Integrated Disbursement and Information System
 CDBG Activity Summary Report (GPR) for Program Year 2023
 SAN DIEGO

Date: 25-Sep-2024
 Time: 19:38
 Page: 146

PGM Year: 2021
Project: 0007 - Nonprofit Facility Improvements
IDIS Activity: 7600 - URBAN CORPS OF SD-HVAC IMPROVE-22
Status: Completed 4/23/2024 12:00:00 AM
Location: 3127 Jefferson St San Diego, CA 92110-4422
Objective: Create suitable living environments
Outcome: Availability/accessibility
Matrix Code: Neighborhood Facilities (03E) **National Objective:** LMC

Activity to prevent, prepare for, and respond to Coronavirus: No

Initial Funding Date: 07/07/2022

Description:
 Funds the replacement of 14 HVAC units in the tree buildings that make up the main campus.

Financing

	Fund Type	Grant Year	Grant	Funded Amount	Drawn In Program Year	Drawn Thru Program Year
CDBG	PI			\$369,848.80	\$369,387.30	\$369,848.80
Total	Total			\$369,848.80	\$369,387.30	\$369,848.80

Proposed Accomplishments

Public Facilities : 1

Actual Accomplishments

Number assisted:

	Owner		Renter		Total		Person	
	Total	Hispanic	Total	Hispanic	Total	Hispanic	Total	Hispanic
White:	0	0	0	0	0	0	192	37
Black/African American:	0	0	0	0	0	0	19	0
Asian:	0	0	0	0	0	0	0	0
American Indian/Alaskan Native:	0	0	0	0	0	0	0	0
Native Hawaiian/Other Pacific Islander:	0	0	0	0	0	0	0	0
American Indian/Alaskan Native & White:	0	0	0	0	0	0	0	0
Asian White:	0	0	0	0	0	0	0	0
Black/African American & White:	0	0	0	0	0	0	0	0
American Indian/Alaskan Native & Black/African American:	0	0	0	0	0	0	0	0
Other multi-racial:	0	0	0	0	0	0	0	0
Asian/Pacific Islander:	0	0	0	0	0	0	0	0
Hispanic:	0	0	0	0	0	0	0	0
Total:	0	0	0	0	0	0	211	37



U.S. Department of Housing and Urban Development
 Office of Community Planning and Development
 Integrated Disbursement and Information System
 CDBG Activity Summary Report (GPR) for Program Year 2023
 SAN DIEGO

Date: 25-Sep-2024
 Time: 19:38
 Page: 147

Female-headed Households: 0 0 0

Income Category:

	Owner	Renter	Total	Person
Extremely Low	0	0	0	211
Low Mod	0	0	0	0
Moderate	0	0	0	0
Non Low Moderate	0	0	0	0
Total	0	0	0	211
Percent Low/Mod				100.0%

Annual Accomplishments

Years	Accomplishment Narrative	# Benefitting
2023	FY 2024 Closeout: The HVAC Building Health Improvement Project focused on removal and installation to the main building at the campus located at 3127 Jefferson Street, San Diego CA 92110. CDBG paid activities included improvements to the first floor of the main building. Fourteen (14) new water source heat pumps with air purifiers and 5 exhaust fans were replaced. Additionally, the main building central cooling tower and boiler were replaced and received digital controls. The Main Building HVAC Mechanical Equipment received 12 New Water Source Heat Pump's w/air purifier & internal CW isolation Valves and new Water Source Heat Pumps of same size, capacity, connections etc. Direct digital controls were furnished and new Central Plant KMC Control Panel with new KMC DDC BACnet controllers, well sensors, relays, current sensors were installed. The DDC System Clarifications Included all buildings (existing & new), HVAC & networking diagrams. A total of two hundred eleven (211) unduplicated City of San Diego individuals received improved access to services and resources upon completion of the facility improvements in October 2023.	



U.S. Department of Housing and Urban Development
 Office of Community Planning and Development
 Integrated Disbursement and Information System
 CDBG Activity Summary Report (GPR) for Program Year 2023
 SAN DIEGO

Date: 25-Sep-2024
 Time: 19:38
 Page: 148

PGM Year: 2021
Project: 0004 - Economic Development
IDIS Activity: 7601 - HORN OF AFRICA-SD MICROENTERPRISE-22
Status: Completed 8/14/2023 12:00:00 AM
Location: 5296 University Ave Ste F San Diego, CA 92105-2269
Objective: Create economic opportunities
Outcome: Availability/accessibility
Matrix Code: Micro-Enterprise Assistance (18C) **National Objective:** LMCMC

Activity to prevent, prepare for, and respond to Coronavirus: No

Initial Funding Date: 01/26/2022

Description:

Provides training for immigrants and refugees to gain state certification as in-home childcare providers.

Financing

	Fund Type	Grant Year	Grant	Funded Amount	Drawn In Program Year	Drawn Thru Program Year
CDBG	EN	2018	B18MC060542	\$149,690.82	\$0.00	\$149,690.82
	PI			\$46,626.18	\$0.00	\$46,626.18
Total	Total			\$196,317.00	\$0.00	\$196,317.00

Proposed Accomplishments

Businesses : 30

Actual Accomplishments

Number assisted:

	Owner		Renter		Total		Person	
	Total	Hispanic	Total	Hispanic	Total	Hispanic	Total	Hispanic
White:	0	0	0	0	0	0	9	0
Black/African American:	0	0	0	0	0	0	52	0
Asian:	0	0	0	0	0	0	0	0
American Indian/Alaskan Native:	0	0	0	0	0	0	0	0
Native Hawaiian/Other Pacific Islander:	0	0	0	0	0	0	0	0
American Indian/Alaskan Native & White:	0	0	0	0	0	0	0	0
Asian White:	0	0	0	0	0	0	0	0
Black/African American & White:	0	0	0	0	0	0	0	0
American Indian/Alaskan Native & Black/African American:	0	0	0	0	0	0	0	0
Other multi-racial:	0	0	0	0	0	0	0	0
Asian/Pacific Islander:	0	0	0	0	0	0	0	0
Hispanic:	0	0	0	0	0	0	0	0



U.S. Department of Housing and Urban Development
 Office of Community Planning and Development
 Integrated Disbursement and Information System
 CDBG Activity Summary Report (GPR) for Program Year 2023
 SAN DIEGO

Date: 25-Sep-2024
 Time: 19:38
 Page: 149

Total:	0	0	0	0	0	0	61	0
Female-headed Households:	0		0		0			
<i>Income Category:</i>								
	Owner	Renter	Total	Person				
Extremely Low	0	0	0	35				
Low Mod	0	0	0	19				
Moderate	0	0	0	7				
Non Low Moderate	0	0	0	0				
Total	0	0	0	61				
Percent Low/Mod				100.0%				

Annual Accomplishments

Years	Accomplishment Narrative	# Benefitting
2021	<p>The San Diego Microenterprise Program started on July 1, 2021 and has enrolled 61 unduplicated clients. 55 of these clients were women. 12 Micro-Enterprise training sessions were conducted for groups. Of the 61 clients, 61 completed the training. The Completion of this training results in licensure and certification that establishes participants as qualified professionals and licensed business owner/operators. The San Diego Microenterprise Project staff delivers services and helps participants navigate through this demanding process. A total of 399 one on one TA for the fiscal year were offered. The Microenterprise Project was offered at no cost to participants. All participants were also provided with direct access to Horn of Africa Community's additional services at no cost. A total of 14 new or expanded businesses were established. All participants met the HUD income guidelines provided by the City of San Diego. Of the 14 of the businesses created 11 were minority owned and 12 women owned. The biggest challenge the program faced has been Covid-19. After Covid-19 hit, operations were suspended and staff worked from home until late August, then clients were assisted through appointments only. The State of California, which issues these licenses are also impacted as they have closed their offices which did orientations and scheduled home inspections. As a result, the 14 businesses created under these circumstances has really been a success when the original goal was 30 businesses created or expanded.</p>	



U.S. Department of Housing and Urban Development
 Office of Community Planning and Development
 Integrated Disbursement and Information System
 CDBG Activity Summary Report (GPR) for Program Year 2023
 SAN DIEGO

Date: 25-Sep-2024
 Time: 19:38
 Page: 150

PGM Year: 2021
Project: 0004 - Economic Development
IDIS Activity: 7602 - KAREN ORG-REFUGEE MICROENTERPRISE SUPPORT-22
Status: Completed 8/14/2023 12:00:00 AM
Location: 5354 University Ave San Diego, CA 92105-2204
Objective: Create economic opportunities
Outcome: Availability/accessibility
Matrix Code: Micro-Enterprise Assistance (18C) **National Objective:** LMCMC

Activity to prevent, prepare for, and respond to Coronavirus: No

Initial Funding Date: 01/26/2022

Description:
 Provides case management, employment services, support groups, and community education to create a support system that assists refugees from Burma reach self-sufficiency.

Financing

	Fund Type	Grant Year	Grant	Funded Amount	Drawn In Program Year	Drawn Thru Program Year
CDBG	EN	2018	B18MC060542	\$41,937.40	\$0.00	\$41,937.40
	PI			\$26,912.11	\$0.00	\$26,912.11
Total	Total			\$68,849.51	\$0.00	\$68,849.51

Proposed Accomplishments

Businesses : 8

Actual Accomplishments

Number assisted:

	Owner		Renter		Total		Person	
	Total	Hispanic	Total	Hispanic	Total	Hispanic	Total	Hispanic
White:	0	0	0	0	0	0		0
Black/African American:	0	0	0	0	0	0	0	0
Asian:	0	0	0	0	0	0	12	0
American Indian/Alaskan Native:	0	0	0	0	0	0	0	0
Native Hawaiian/Other Pacific Islander:	0	0	0	0	0	0	0	0
American Indian/Alaskan Native & White:	0	0	0	0	0	0	0	0
Asian White:	0	0	0	0	0	0	0	0
Black/African American & White:	0	0	0	0	0	0	0	0
American Indian/Alaskan Native & Black/African American:	0	0	0	0	0	0	0	0
Other multi-racial:	0	0	0	0	0	0	0	0
Asian/Pacific Islander:	0	0	0	0	0	0	0	0
Hispanic:	0	0	0	0	0	0	0	0



U.S. Department of Housing and Urban Development
 Office of Community Planning and Development
 Integrated Disbursement and Information System
 CDBG Activity Summary Report (GPR) for Program Year 2023
 SAN DIEGO

Date: 25-Sep-2024
 Time: 19:38
 Page: 151

Total:	0	0	0	0	0	0	12	0	
Female-headed Households:	0		0		0				
<i>Income Category:</i>									
	Owner	Renter	Total						Person
Extremely Low	0	0	0						6
Low Mod	0	0	0						4
Moderate	0	0	0						2
Non Low Moderate	0	0	0						0
Total	0	0	0						12
Percent Low/Mod									100.0%

Annual Accomplishments

Years	Accomplishment Narrative	# Benefiting
2021	<p>The main CDBG-paid activities include: (1) individual business counseling for new and expanded businesses owned by refugees/ former refugees from Burma, (2) pre-microenterprise and micro-enterprise workshops, and (3) microenterprise resource center. During the FY2022 project year, KOSD was able to serve 4 unduplicated small business owners through individual technical assistance. Also, 12 City of San Diego residents were able to receive individual business counseling and 36 residents attended KOSD's pre-microenterprise and microenterprise workshops offered virtually. KOSD offered 61 workshops and conducted 404 individual business counseling sessions. All services were provided in Karen and Burmese. Although we were not able to meet our original goal of serving 8 small businesses (expansion or new business), KOSD's CDBG staff members offered extensive amount of individual counseling sessions, and at least 3 of our current CDBG clients are almost ready to register for their business tax certificates in the City of San Diego. Some of the main services KOSD business counselors provided were: City of San Diego's Small Business Relief Grants, LISC (Local Initiatives Support Corporation)'s small business grant applications, Sales tax return assistance, business plans and budgeting, and COVID safety protocol. With our business counseling support, 4 businesses received City of San Diego's Small Business Relief grants, and 13 businesses got approved for LISC's small business support grant (SEED).</p>	



U.S. Department of Housing and Urban Development
 Office of Community Planning and Development
 Integrated Disbursement and Information System
 CDBG Activity Summary Report (GPR) for Program Year 2023
 SAN DIEGO

Date: 25-Sep-2024
 Time: 19:38
 Page: 152

PGM Year: 2021
Project: 0004 - Economic Development
IDIS Activity: 7603 - LOGAN HEIGHTS CDC-LHCDC CDBG-22
Status: Open
Location: 3040 Imperial Ave San Diego, CA 92102-4128
Objective: Create economic opportunities
Outcome: Availability/accessibility
Matrix Code: Micro-Enterprise Assistance (18C) **National Objective:** LMCMC

Activity to prevent, prepare for, and respond to Coronavirus: No

Initial Funding Date: 01/27/2022

Description:
 Expands business options for residents, including homebased, micro-enterprise, or other approaches to earning income outside existing formal employment channels.

Financing

	Fund Type	Grant Year	Grant	Funded Amount	Drawn In Program Year	Drawn Thru Program Year
CDBG	EN	2019	B19MC060542	\$84,734.94	\$68,947.07	\$68,947.07
	PI			\$15,265.06	\$15,265.06	\$15,265.06
Total	Total			\$100,000.00	\$84,212.13	\$84,212.13

Proposed Accomplishments

Businesses : 30

Actual Accomplishments

Number assisted:

	Owner		Renter		Total		Person	
	Total	Hispanic	Total	Hispanic	Total	Hispanic	Total	Hispanic
White:	0	0	0	0	0	0	2	0
Black/African American:	0	0	0	0	0	0	8	0
Asian:	0	0	0	0	0	0	0	0
American Indian/Alaskan Native:	0	0	0	0	0	0	1	0
Native Hawaiian/Other Pacific Islander:	0	0	0	0	0	0	0	0
American Indian/Alaskan Native & White:	0	0	0	0	0	0	0	0
Asian White:	0	0	0	0	0	0	0	0
Black/African American & White:	0	0	0	0	0	0	0	0
American Indian/Alaskan Native & Black/African American:	0	0	0	0	0	0	0	0
Other multi-racial:	0	0	0	0	0	0	8	0
Asian/Pacific Islander:	0	0	0	0	0	0	0	0
Hispanic:	0	0	0	0	0	0	0	0



U.S. Department of Housing and Urban Development
 Office of Community Planning and Development
 Integrated Disbursement and Information System
 CDBG Activity Summary Report (GPR) for Program Year 2023
 SAN DIEGO

Date: 25-Sep-2024
 Time: 19:38
 Page: 153

Total:	0	0	0	0	0	0	19	0	
Female-headed Households:	0		0		0				
<i>Income Category:</i>									
	Owner	Renter	Total						Person
Extremely Low	0	0	0						7
Low Mod	0	0	0						7
Moderate	0	0	0						5
Non Low Moderate	0	0	0						0
Total	0	0	0						19
Percent Low/Mod									100.0%

Annual Accomplishments

Years	Accomplishment Narrative	# Benefitting
2023	As of April 2023, the organization supported the establishment expansion of 19 businesses.	



U.S. Department of Housing and Urban Development
 Office of Community Planning and Development
 Integrated Disbursement and Information System
 CDBG Activity Summary Report (GPR) for Program Year 2023
 SAN DIEGO

Date: 25-Sep-2024
 Time: 19:38
 Page: 154

PGM Year: 2021
Project: 0004 - Economic Development
IDIS Activity: 7604 - MISSION EDGE-CITY SAIL-22
Status: Completed 10/27/2023 12:00:00 AM
Location: 2820 Roosevelt Rd San Diego, CA 92106-6146
Objective: Create suitable living environments
Outcome: Availability/accessibility
Matrix Code: Micro-Enterprise Assistance (18C) **National Objective:** LMCMC

Activity to prevent, prepare for, and respond to Coronavirus: No

Initial Funding Date: 01/26/2022

Description:
 The City SAIL project will utilize technical assistance, mentorship sessions, and module workshops to assist LMI individuals within the City of San Diego to establish or expand their microenterprise.

Financing

	Fund Type	Grant Year	Grant	Funded Amount	Drawn In Program Year	Drawn Thru Program Year
CDBG	EN	2018	B18MC060542	\$127,043.39	\$0.00	\$127,043.39
	PI			\$53,296.78	\$0.00	\$53,296.78
Total	Total			\$180,340.17	\$0.00	\$180,340.17

Proposed Accomplishments

Businesses : 20

Actual Accomplishments

Number assisted:

	Owner		Renter		Total		Person	
	Total	Hispanic	Total	Hispanic	Total	Hispanic	Total	Hispanic
White:	0	0	0	0	0	0	12	2
Black/African American:	0	0	0	0	0	0	1	0
Asian:	0	0	0	0	0	0	3	0
American Indian/Alaskan Native:	0	0	0	0	0	0	0	0
Native Hawaiian/Other Pacific Islander:	0	0	0	0	0	0	3	2
American Indian/Alaskan Native & White:	0	0	0	0	0	0	0	0
Asian White:	0	0	0	0	0	0	1	0
Black/African American & White:	0	0	0	0	0	0	0	0
American Indian/Alaskan Native & Black/African American:	0	0	0	0	0	0	0	0
Other multi-racial:	0	0	0	0	0	0	0	0
Asian/Pacific Islander:	0	0	0	0	0	0	0	0



U.S. Department of Housing and Urban Development
 Office of Community Planning and Development
 Integrated Disbursement and Information System
 CDBG Activity Summary Report (GPR) for Program Year 2023
 SAN DIEGO

Date: 25-Sep-2024
 Time: 19:38
 Page: 155

Hispanic:	0	0	0	0	0	0	0	0
Total:	0	0	0	0	0	0	20	4
Female-headed Households:	0		0		0			

Income Category:

	Owner	Renter	Total	Person
Extremely Low	0	0	0	10
Low Mod	0	0	0	4
Moderate	0	0	0	6
Non Low Moderate	0	0	0	0
Total	0	0	0	20
Percent Low/Mod				100.0%

Annual Accomplishments

Years	Accomplishment Narrative	# Benefitting
2021	During FY 2021-2022, there were two 12-week SAIL Accelerator Programs, one in the Fall of 2021, and the other in the Spring of 2022 for up to ten organizations (20 or more individuals at a time). There were five modules, designed to provide early-stage enterprises the tools, knowledge, and mentorship to start, fund, and grow their organizations. Each meeting lasted two hours. Results were 3 unduplicated businesses served in the Fall of 2021 and 11 unduplicated businesses in the Spring of 2022.	



U.S. Department of Housing and Urban Development
 Office of Community Planning and Development
 Integrated Disbursement and Information System
 CDBG Activity Summary Report (GPR) for Program Year 2023
 SAN DIEGO

Date: 25-Sep-2024
 Time: 19:38
 Page: 156

PGM Year: 2021
Project: 0004 - Economic Development
IDIS Activity: 7605 - SOMALI FAMILY SD-MICROENTERPRISE PROGRAM-22
Status: Open
Location: 5348 University Ave San Diego, CA 92105-8025
Objective: Create economic opportunities
Outcome: Availability/accessibility
Matrix Code: Micro-Enterprise Assistance (18C) **National Objective:** LMCMC

Activity to prevent, prepare for, and respond to Coronavirus: No

Initial Funding Date: 01/26/2022

Description:
 Provides LMI refugees and recent immigrants with technical assistance to establish or expand a micro-enterprise.

Financing

	Fund Type	Grant Year	Grant	Funded Amount	Drawn In Program Year	Drawn Thru Program Year
CDBG	EN	2019	B19MC060542	\$111,095.24	\$37,260.34	\$109,424.87
	PI			\$72,749.96	\$57,880.70	\$72,749.96
Total	Total			\$183,845.20	\$95,141.04	\$182,174.83

Proposed Accomplishments

Businesses : 40

Actual Accomplishments

Number assisted:

	Owner		Renter		Total		Person	
	Total	Hispanic	Total	Hispanic	Total	Hispanic	Total	Hispanic
White:	0	0	0	0	0	0	4	0
Black/African American:	0	0	0	0	0	0	17	0
Asian:	0	0	0	0	0	0	4	0
American Indian/Alaskan Native:	0	0	0	0	0	0	0	0
Native Hawaiian/Other Pacific Islander:	0	0	0	0	0	0	0	0
American Indian/Alaskan Native & White:	0	0	0	0	0	0	0	0
Asian White:	0	0	0	0	0	0	0	0
Black/African American & White:	0	0	0	0	0	0	0	0
American Indian/Alaskan Native & Black/African American:	0	0	0	0	0	0	0	0
Other multi-racial:	0	0	0	0	0	0	2	0
Asian/Pacific Islander:	0	0	0	0	0	0	0	0
Hispanic:	0	0	0	0	0	0	0	0



U.S. Department of Housing and Urban Development
 Office of Community Planning and Development
 Integrated Disbursement and Information System
 CDBG Activity Summary Report (GPR) for Program Year 2023
 SAN DIEGO

Date: 25-Sep-2024
 Time: 19:38
 Page: 157

Total:	0	0	0	0	0	0	27	0	
Female-headed Households:	0		0		0				
<i>Income Category:</i>									
	Owner	Renter	Total						Person
Extremely Low	0	0	0						13
Low Mod	0	0	0						8
Moderate	0	0	0						6
Non Low Moderate	0	0	0						0
Total	0	0	0						27
Percent Low/Mod									100.0%

Annual Accomplishments

Years	Accomplishment Narrative	# Benefitting
2021	<p>During this reporting period, 27 clients enrolled in the Microenterprise Program, and 21 businesses were either established or expanded. However, this program aids not only clients but also members of their households. Overall, our efforts positively impacted 149 household members. 170 Technical Assistance Sessions were conducted, and 12 workshops/webinars were provided. All clients were able to receive technical assistance, whether it included writing a business plan, obtaining a business tax certificate, filing for a fictitious business name or researching requirements for their business. Upon enrollment, 13 clients were in the extremely low-income brackets, and 8 persons in the very-low income, and 6 were in low/moderate income brackets according to federal poverty guidelines. This program intends to promote business and economic growth for these persons to move them into higher and more stable income brackets.</p>	



U.S. Department of Housing and Urban Development
 Office of Community Planning and Development
 Integrated Disbursement and Information System
 CDBG Activity Summary Report (GPR) for Program Year 2023
 SAN DIEGO

Date: 25-Sep-2024
 Time: 19:38
 Page: 158

PGM Year: 2021
Project: 0003 - Community and Public Services
IDIS Activity: 7606 - MAMA'S KITCHEN-HOME MEALS-22
Status: Open
Location: 3960 Home Ave San Diego, CA 92105-5925
Objective: Create suitable living environments
Outcome: Availability/accessibility
Matrix Code: Other Public Services Not Listed in 05A-05Y, 03T (05Z) **National Objective:** LMC

Activity to prevent, prepare for, and respond to Coronavirus: No

Initial Funding Date: 01/26/2022

Description:
 Provides 3 meals per day, for 365 days a year, to LMI residents who are in need of meals and nutrition support due to the debilitating effects of their critical illness.

Financing

	Fund Type	Grant Year	Grant	Funded Amount	Drawn In Program Year	Drawn Thru Program Year
CDBG	EN	2016	B16MC060542	\$37,020.64	\$0.00	\$37,020.64
	PI			\$12,979.36	\$0.00	\$12,979.36
Total	Total			\$50,000.00	\$0.00	\$50,000.00

Proposed Accomplishments

People (General) : 470

Actual Accomplishments

Number assisted:

	Owner		Renter		Total		Person	
	Total	Hispanic	Total	Hispanic	Total	Hispanic	Total	Hispanic
White:	0	0	0	0	0	0	282	95
Black/African American:	0	0	0	0	0	0	80	1
Asian:	0	0	0	0	0	0	51	0
American Indian/Alaskan Native:	0	0	0	0	0	0	6	5
Native Hawaiian/Other Pacific Islander:	0	0	0	0	0	0	2	0
American Indian/Alaskan Native & White:	0	0	0	0	0	0	1	1
Asian White:	0	0	0	0	0	0	4	0
Black/African American & White:	0	0	0	0	0	0	1	0
American Indian/Alaskan Native & Black/African American:	0	0	0	0	0	0	1	0
Other multi-racial:	0	0	0	0	0	0	42	34
Asian/Pacific Islander:	0	0	0	0	0	0	0	0
Hispanic:	0	0	0	0	0	0	0	0



U.S. Department of Housing and Urban Development
 Office of Community Planning and Development
 Integrated Disbursement and Information System
 CDBG Activity Summary Report (GPR) for Program Year 2023
 SAN DIEGO

Date: 25-Sep-2024
 Time: 19:38
 Page: 159

Total:	0	0	0	0	0	0	470	136
Female-headed Households:	0		0		0			
<i>Income Category:</i>								
	Owner	Renter	Total	Person				
Extremely Low	0	0	0	321				
Low Mod	0	0	0	49				
Moderate	0	0	0	28				
Non Low Moderate	0	0	0	72				
Total	0	0	0	470				
Percent Low/Mod				84.7%				

Annual Accomplishments

Years	Accomplishment Narrative	# Benefitting
2021	In FY 2022, CDBG funds were used to purchased nutritious food for the home delivered meal program for San Diegans with critical illnesses. Mamas Kitchen Home Delivered Meal Service removes barriers that our clients face in accessing nutritious food that they need to avoid malnutrition, increase medication adherence, lower health care costs, and improve the quality of the lives. During the implementation period, a total of 470 San Diego residents were provided medically tailored meals	



U.S. Department of Housing and Urban Development
 Office of Community Planning and Development
 Integrated Disbursement and Information System
 CDBG Activity Summary Report (GPR) for Program Year 2023
 SAN DIEGO

Date: 25-Sep-2024
 Time: 19:38
 Page: 160

PGM Year: 2021
Project: 0003 - Community and Public Services
IDIS Activity: 7607 - MEALS-HOME DELIVERED-22
Status: Completed 8/14/2023 12:00:00 AM
Location: 2254 San Diego Ave San Diego, CA 92110-2944
Objective: Create suitable living environments
Outcome: Availability/accessibility
Matrix Code: Senior Services (05A) **National Objective:** LMC

Activity to prevent, prepare for, and respond to Coronavirus: No

Initial Funding Date: 01/26/2022

Description:

Expands the \$1 Meal a Day Program and supports the continuation of services to Promise Zone LMI seniors through the regular meal program.

Financing

	Fund Type	Grant Year	Grant	Funded Amount	Drawn In Program Year	Drawn Thru Program Year
CDBG	EN	2018	B18MC060542	\$41,591.68	\$0.00	\$41,591.68
	PI			\$9,238.32	\$0.00	\$9,238.32
Total	Total			\$50,830.00	\$0.00	\$50,830.00

Proposed Accomplishments

People (General) : 200

Actual Accomplishments

Number assisted:

	Owner		Renter		Total		Person	
	Total	Hispanic	Total	Hispanic	Total	Hispanic	Total	Hispanic
White:	0	0	0	0	0	0	98	8
Black/African American:	0	0	0	0	0	0	54	1
Asian:	0	0	0	0	0	0	17	0
American Indian/Alaskan Native:	0	0	0	0	0	0	1	0
Native Hawaiian/Other Pacific Islander:	0	0	0	0	0	0	1	0
American Indian/Alaskan Native & White:	0	0	0	0	0	0	1	1
Asian White:	0	0	0	0	0	0	0	0
Black/African American & White:	0	0	0	0	0	0	2	0
American Indian/Alaskan Native & Black/African American:	0	0	0	0	0	0	0	0
Other multi-racial:	0	0	0	0	0	0	52	43
Asian/Pacific Islander:	0	0	0	0	0	0	0	0
Hispanic:	0	0	0	0	0	0	0	0



U.S. Department of Housing and Urban Development
 Office of Community Planning and Development
 Integrated Disbursement and Information System
 CDBG Activity Summary Report (GPR) for Program Year 2023
 SAN DIEGO

Date: 25-Sep-2024
 Time: 19:38
 Page: 161

Total:	0	0	0	0	0	0	226	53	
Female-headed Households:	0		0		0				
<i>Income Category:</i>									
	Owner	Renter	Total						Person
Extremely Low	0	0	0						180
Low Mod	0	0	0						32
Moderate	0	0	0						13
Non Low Moderate	0	0	0						1
Total	0	0	0						226
Percent Low/Mod									99.6%

Annual Accomplishments

Years	Accomplishment Narrative	# Benefitting
2021	Meals on Wheels San Diego County (MOWSDC) provided 226 homebound seniors ages 62 and older residing in the Promise Zone and Opportunity Zone with home-delivered nutritious subsidized meals. Of those served, 22 clients were part of our Meal A Day Program. These clients were offered meal delivery every day, which consists of a dinner, milk, bread roll, and fruit for a suggested donation of \$1. The Meal a Day Program is to provide the community with access to Healthy Foods. In addition to meal delivery, MOWSDC provides clients with a "more than a meal" service model where staff and volunteers get to know the clients well through daily visits. This model addresses the threats of hunger and isolation	



U.S. Department of Housing and Urban Development
 Office of Community Planning and Development
 Integrated Disbursement and Information System
 CDBG Activity Summary Report (GPR) for Program Year 2023
 SAN DIEGO

Date: 25-Sep-2024
 Time: 19:38
 Page: 162

PGM Year: 2021
Project: 0003 - Community and Public Services
IDIS Activity: 7608 - MAAC-STEP CENTERS-22
Status: Completed 8/24/2023 12:00:00 AM
Location: 1355 Third Ave Chula Vista, CA 91911-4302
Objective: Create suitable living environments
Outcome: Availability/accessibility
Matrix Code: Employment Training (05H) **National Objective:** LMC

Activity to prevent, prepare for, and respond to Coronavirus: No

Initial Funding Date: 02/10/2022

Description:

Supports the growth of service offerings at two Striving Towards Economic Prosperity (STEP) Centers located in the City of San Diego.

Financing

	Fund Type	Grant Year	Grant	Funded Amount	Drawn In Program Year	Drawn Thru Program Year
CDBG	EN	2019	B19MC060542	\$75,937.67	\$0.00	\$75,937.67
	PI			\$28,458.41	\$0.00	\$28,458.41
Total	Total			\$104,396.08	\$0.00	\$104,396.08

Proposed Accomplishments

People (General) : 150

Actual Accomplishments

Number assisted:

	Owner		Renter		Total		Person	
	Total	Hispanic	Total	Hispanic	Total	Hispanic	Total	Hispanic
White:	0	0	0	0	0	0	99	88
Black/African American:	0	0	0	0	0	0	22	1
Asian:	0	0	0	0	0	0	1	1
American Indian/Alaskan Native:	0	0	0	0	0	0	1	1
Native Hawaiian/Other Pacific Islander:	0	0	0	0	0	0	1	0
American Indian/Alaskan Native & White:	0	0	0	0	0	0	0	0
Asian White:	0	0	0	0	0	0	0	0
Black/African American & White:	0	0	0	0	0	0	0	0
American Indian/Alaskan Native & Black/African American:	0	0	0	0	0	0	0	0
Other multi-racial:	0	0	0	0	0	0	13	9
Asian/Pacific Islander:	0	0	0	0	0	0	0	0
Hispanic:	0	0	0	0	0	0	0	0



U.S. Department of Housing and Urban Development
 Office of Community Planning and Development
 Integrated Disbursement and Information System
 CDBG Activity Summary Report (GPR) for Program Year 2023
 SAN DIEGO

Date: 25-Sep-2024
 Time: 19:38
 Page: 163

Total:	0	0	0	0	0	0	137	100	
Female-headed Households:	0		0		0				
<i>Income Category:</i>									
	Owner	Renter	Total						Person
Extremely Low	0	0	0						94
Low Mod	0	0	0						23
Moderate	0	0	0						16
Non Low Moderate	0	0	0						4
Total	0	0	0						137
Percent Low/Mod									97.1%

Annual Accomplishments

Years	Accomplishment Narrative	# Benefitting
2022	MAAC used the 1-year grant to enhance and expand services at community centers located in LMI neighborhoods. Clients received the following supports and services: emergency food assistance, assistance with applying for emergency rental assistance, assistance with applying for unemployment, assistance with applying for jobs, prioritized enrollment in MAAC's workforce development programs which provide tuition assistance, barrier grants, and wraparound supports, financial coaching, zero interest credit building loans, and clean vehicle financing and purchase assistance. All clients made gains in key areas of self-sufficiency as determined by Self-Sufficiency Assessment (an assessment tool developed by MAAC, based on research) results.	



U.S. Department of Housing and Urban Development
 Office of Community Planning and Development
 Integrated Disbursement and Information System
 CDBG Activity Summary Report (GPR) for Program Year 2023
 SAN DIEGO

Date: 25-Sep-2024
 Time: 19:38
 Page: 164

PGM Year: 2021
Project: 0001 - CDBG Administration
IDIS Activity: 7609 - HUD ADMINISTRATION-22
Status: Open
Location: ,
Objective:
Outcome:
Matrix Code: General Program Administration (21A) **National Objective:**

Activity to prevent, prepare for, and respond to Coronavirus: No

Initial Funding Date: 01/10/2022

Description:
 Provides interim housing and supportive services designed to help facilitate stabilization and exits to longer term or permanent housing for homeless single adults; fiscal year 2022

Financing

	Fund Type	Grant Year	Grant	Funded Amount	Drawn In Program Year	Drawn Thru Program Year
CDBG	EN	2018	B18MC060542	\$2,055.86	\$2,055.86	\$2,055.86
		2021	B21MC060542	\$2,675,467.41	\$437,074.11	\$2,650,265.58
	PI			\$2,707,904.73	\$3,456.03	\$2,707,904.73
Total	Total			\$5,385,428.00	\$442,586.00	\$5,360,226.17

Proposed Accomplishments

Actual Accomplishments

Number assisted:

	Owner		Renter		Total		Person	
	Total	Hispanic	Total	Hispanic	Total	Hispanic	Total	Hispanic
White:					0	0		
Black/African American:					0	0		
Asian:					0	0		
American Indian/Alaskan Native:					0	0		
Native Hawaiian/Other Pacific Islander:					0	0		
American Indian/Alaskan Native & White:					0	0		
Asian White:					0	0		
Black/African American & White:					0	0		
American Indian/Alaskan Native & Black/African American:					0	0		
Other multi-racial:					0	0		
Asian/Pacific Islander:					0	0		
Hispanic:					0	0		



U.S. Department of Housing and Urban Development
 Office of Community Planning and Development
 Integrated Disbursement and Information System
 CDBG Activity Summary Report (GPR) for Program Year 2023
 SAN DIEGO

Date: 25-Sep-2024
 Time: 19:38
 Page: 165

Total: 0 0 0 0 0 0 0 0

Female-headed Households: 0

Income Category:

	Owner	Renter	Total	Person
Extremely Low			0	
Low Mod			0	
Moderate			0	
Non Low Moderate			0	
Total	0	0	0	0
Percent Low/Mod				

Annual Accomplishments

No data returned for this view. This might be because the applied filter excludes all data.



U.S. Department of Housing and Urban Development
 Office of Community Planning and Development
 Integrated Disbursement and Information System
 CDBG Activity Summary Report (GPR) for Program Year 2023
 SAN DIEGO

Date: 25-Sep-2024
 Time: 19:38
 Page: 166

PGM Year: 2021
Project: 0004 - Economic Development
IDIS Activity: 7610 - ACCESS-MICROENTERPRISE PROGRAM-22
Status: Completed 9/15/2023 12:00:00 AM
Location: 2612 Daniel Ave San Diego, CA 92111-5802
Objective: Create economic opportunities
Outcome: Availability/accessibility
Matrix Code: Micro-Enterprise Assistance (18C) **National Objective:** LMCMC

Activity to prevent, prepare for, and respond to Coronavirus: No

Initial Funding Date: 07/21/2022

Description:
 Provides low-to-moderate income entrepreneurs with technical assistance.

Financing

	Fund Type	Grant Year	Grant	Funded Amount	Drawn In Program Year	Drawn Thru Program Year
CDBG	EN	2017	B17MC060542	\$133,772.38	\$0.00	\$133,772.38
		2018	B18MC060542	\$34,618.83	\$34,618.83	\$34,618.83
	PI			\$7,218.88	\$0.00	\$7,218.88
Total	Total			\$175,610.09	\$34,618.83	\$175,610.09

Proposed Accomplishments

Businesses : 60

Actual Accomplishments

Number assisted:

	Owner		Renter		Total		Person	
	Total	Hispanic	Total	Hispanic	Total	Hispanic	Total	Hispanic
White:	0	0	0	0	0	0	22	21
Black/African American:	0	0	0	0	0	0	7	3
Asian:	0	0	0	0	0	0	1	0
American Indian/Alaskan Native:	0	0	0	0	0	0	1	1
Native Hawaiian/Other Pacific Islander:	0	0	0	0	0	0	0	0
American Indian/Alaskan Native & White:	0	0	0	0	0	0	0	0
Asian White:	0	0	0	0	0	0	0	0
Black/African American & White:	0	0	0	0	0	0	0	0
American Indian/Alaskan Native & Black/African American:	0	0	0	0	0	0	1	0
Other multi-racial:	0	0	0	0	0	0	74	72
Asian/Pacific Islander:	0	0	0	0	0	0	0	0



U.S. Department of Housing and Urban Development
 Office of Community Planning and Development
 Integrated Disbursement and Information System
 CDBG Activity Summary Report (GPR) for Program Year 2023
 SAN DIEGO

Date: 25-Sep-2024
 Time: 19:38
 Page: 167

Hispanic:	0	0	0	0	0	0	0	0	0
Total:	0	0	0	0	0	0	0	106	97

Female-headed Households: 0 0 0 0

Income Category:

	Owner	Renter	Total	Person
Extremely Low	0	0	0	63
Low Mod	0	0	0	30
Moderate	0	0	0	13
Non Low Moderate	0	0	0	0
Total	0	0	0	106
Percent Low/Mod	100.0%			

Annual Accomplishments

Years	Accomplishment Narrative	# Benefitting
2021	During Fiscal Year 2022, our Access Microenterprise Program conducted various activities to support small businesses. The ACCESS Microenterprise Program (AMP) supported 30 new established businesses and one expanding business. We provided workshops, grants, loans, and staff assistance to help our clients overcome barriers and succeed in their business endeavors. We will continue to work towards supporting small businesses in the LMI communities and promote their growth and retention in the future.	



U.S. Department of Housing and Urban Development
 Office of Community Planning and Development
 Integrated Disbursement and Information System
 CDBG Activity Summary Report (GPR) for Program Year 2023
 SAN DIEGO

Date: 25-Sep-2024
 Time: 19:38
 Page: 168

PGM Year: 2021
Project: 0003 - Community and Public Services
IDIS Activity: 7611 - CITY LIB-LIBRARY NEXT-22
Status: Completed 10/27/2023 12:00:00 AM
Location: 330 Park Blvd San Diego, CA 92101-7416
Objective: Create economic opportunities
Outcome: Availability/accessibility
Matrix Code: Youth Services (05D) **National Objective:** LMC

Activity to prevent, prepare for, and respond to Coronavirus: No

Initial Funding Date: 05/17/2022

Description:
 Expand STEM educational opportunities in LMI communities for students.

Financing

	Fund Type	Grant Year	Grant	Funded Amount	Drawn In Program Year	Drawn Thru Program Year
CDBG	EN	2021	B21MC060542	\$123,429.93	\$0.00	\$123,429.93
	PI			\$51,670.06	\$0.00	\$51,670.06
Total	Total			\$175,099.99	\$0.00	\$175,099.99

Proposed Accomplishments

Actual Accomplishments

Number assisted:

	Owner		Renter		Total		Person	
	Total	Hispanic	Total	Hispanic	Total	Hispanic	Total	Hispanic
White:	0	0	0	0	0	0		0
Black/African American:	0	0	0	0	0	0	0	0
Asian:	0	0	0	0	0	0	0	0
American Indian/Alaskan Native:	0	0	0	0	0	0	0	0
Native Hawaiian/Other Pacific Islander:	0	0	0	0	0	0	0	0
American Indian/Alaskan Native & White:	0	0	0	0	0	0	0	0
Asian White:	0	0	0	0	0	0	0	0
Black/African American & White:	0	0	0	0	0	0	0	0
American Indian/Alaskan Native & Black/African American:	0	0	0	0	0	0	0	0
Other multi-racial:	0	0	0	0	0	0	0	0
Asian/Pacific Islander:	0	0	0	0	0	0	0	0
Hispanic:	0	0	0	0	0	0	0	0
Total:	0	0	0	0	0	0	0	0



U.S. Department of Housing and Urban Development
Office of Community Planning and Development
Integrated Disbursement and Information System
CDBG Activity Summary Report (GPR) for Program Year 2023
SAN DIEGO

Date: 25-Sep-2024

Time: 19:38

Page: 169

Female-headed Households:

0 0 0

Income Category:

	Owner	Renter	Total	Person
Extremely Low	0	0	0	0
Low Mod	0	0	0	0
Moderate	0	0	0	0
Non Low Moderate	0	0	0	0
Total	0	0	0	0

Percent Low/Mod

Annual Accomplishments

No data returned for this view. This might be because the applied filter excludes all data.



U.S. Department of Housing and Urban Development
 Office of Community Planning and Development
 Integrated Disbursement and Information System
 CDBG Activity Summary Report (GPR) for Program Year 2023
 SAN DIEGO

Date: 25-Sep-2024
 Time: 19:38
 Page: 170

PGM Year: 2020
Project: 0005 - PUBLIC INFRASTRUCTURE IMPROVEMENTS
IDIS Activity: 7612 - CITY CIP-HOWARD AVE SIDEWALK-21
Status: Open
Location: howard ave san diego, CA 92101
Objective: Create suitable living environments
Outcome: Availability/accessibility
Matrix Code: Sidewalks (03L) **National Objective:** LMA

Activity to prevent, prepare for, and respond to Coronavirus: No

Initial Funding Date: 08/24/2021

Description:
 Howard Ave Village Pine to Iris Ave sidewalk

Financing

	Fund Type	Grant Year	Grant	Funded Amount	Drawn In Program Year	Drawn Thru Program Year
CDBG	EN	2017	B17MC060542	\$25,285.04	\$0.00	\$25,285.04
		2018	B18MC060542	\$557,501.19	\$527,671.37	\$541,820.18
		2022	B22MC060542	\$544.29	\$0.00	\$0.00
	PI			\$16,729.48	\$16,729.48	\$16,729.48
Total	Total			\$600,060.00	\$544,400.85	\$583,834.70

Proposed Accomplishments
 Public Facilities : 1
 Total Population in Service Area: 4,940
 Census Tract Percent Low / Mod: 63.56

Annual Accomplishments
 No data returned for this view. This might be because the applied filter excludes all data.



U.S. Department of Housing and Urban Development
 Office of Community Planning and Development
 Integrated Disbursement and Information System
 CDBG Activity Summary Report (GPR) for Program Year 2023
 SAN DIEGO

Date: 25-Sep-2024
 Time: 19:38
 Page: 171

PGM Year: 2020
Project: 0005 - PUBLIC INFRASTRUCTURE IMPROVEMENTS
IDIS Activity: 7613 - CITY CIP-TSW-WOODMAN ST SIDEWALK-21

Status: Completed 11/21/2023 12:00:00 AM Objective: Create suitable living environments
 Location: Woodman St San Diego, CA 92101 Outcome: Availability/accessibility
 Matrix Code: Sidewalks (03L) National Objective: LMA

Activity to prevent, prepare for, and respond to Coronavirus: No

Initial Funding Date: 08/24/2021

Description:
 woodman st-cielo drive to pagel place sidewalks; fy21 and fy22 funding

Financing

	Fund Type	Grant Year	Grant	Funded Amount	Drawn In Program Year	Drawn Thru Program Year
CDBG	EN	2020	B20MC060542	\$11,000.00	\$1,797.56	\$11,000.00
Total	Total			\$11,000.00	\$1,797.56	\$11,000.00

Proposed Accomplishments
 Public Facilities : 1
 Total Population in Service Area: 4,940
 Census Tract Percent Low / Mod: 63.56

Annual Accomplishments

Years	Accomplishment Narrative	# Benefitting
2022	Project was managed and constructed by Transportation Department. This project constructed approximately 600LF of curb, gutter, and sidewalk on the south side of Cielo Drive from Woodman St to Pagel Place and on both sides of Pastor Timothy J Winters St from Pagel Place to Woodman St. New curb ramps, driveways, and roadway striping were also installed. This new infrastructure improved pedestrian access to transit stops on Woodman St, which encourages walking and public transit as alternative modes of transportation. This project also improved traffic safety for all modes of transportation by reconstructing approximately 200LF of badly deteriorated roadway, including a new retaining wall, on the east side of Pagel Place from Cielo Drive to Woodman St.	



U.S. Department of Housing and Urban Development
 Office of Community Planning and Development
 Integrated Disbursement and Information System
 CDBG Activity Summary Report (GPR) for Program Year 2023
 SAN DIEGO

Date: 25-Sep-2024
 Time: 19:38
 Page: 172

PGM Year: 2020
Project: 0005 - PUBLIC INFRASTRUCTURE IMPROVEMENTS
IDIS Activity: 7614 - CITY CIP-COLLEGE AVE-MERIDIAN/JUDY MCCARTHY-21
Status: Open **Objective:** Create suitable living environments
Location: College Ave San Diego, CA 92101 **Outcome:** Availability/accessibility
Matrix Code: Sidewalks (03L) **National Objective:** LMA

Activity to prevent, prepare for, and respond to Coronavirus: No

Initial Funding Date: 08/24/2021

Description:
 New walkways-college ave-meridian to judy mcccarty way sidewalk, possible connection to 7466

Financing

	Fund Type	Grant Year	Grant	Funded Amount	Drawn In Program Year	Drawn Thru Program Year
CDBG	EN	2018	B18MC060542	\$900,000.00	\$0.00	\$0.00
Total	Total			\$900,000.00	\$0.00	\$0.00

Proposed Accomplishments
 Public Facilities : 1
 Total Population in Service Area: 4,940
 Census Tract Percent Low / Mod: 63.56

Annual Accomplishments
 No data returned for this view. This might be because the applied filter excludes all data.



U.S. Department of Housing and Urban Development
 Office of Community Planning and Development
 Integrated Disbursement and Information System
 CDBG Activity Summary Report (GPR) for Program Year 2023
 SAN DIEGO

Date: 25-Sep-2024
 Time: 19:38
 Page: 173

PGM Year: 2020
Project: 0005 - PUBLIC INFRASTRUCTURE IMPROVEMENTS
IDIS Activity: 7615 - CITY CIP-ELM AVE (14TH TO THERMAL) SDWK-21
Status: Open
Location: Elm Ave San Diego, CA 92101
Objective: Create suitable living environments
Outcome: Availability/accessibility
Matrix Code: Sidewalks (03L)
National Objective: LMA

Activity to prevent, prepare for, and respond to Coronavirus: No

Initial Funding Date: 08/24/2021

Description:
 New walkways-elm st sidewalk-14th st to thermal ave

Financing

	Fund Type	Grant Year	Grant	Funded Amount	Drawn In Program Year	Drawn Thru Program Year
CDBG	PI			\$250,000.00	\$250,000.00	\$250,000.00
Total	Total			\$250,000.00	\$250,000.00	\$250,000.00

Proposed Accomplishments

Public Facilities : 1
 Total Population in Service Area: 4,940
 Census Tract Percent Low / Mod: 63.56

Annual Accomplishments

No data returned for this view. This might be because the applied filter excludes all data.



U.S. Department of Housing and Urban Development
 Office of Community Planning and Development
 Integrated Disbursement and Information System
 CDBG Activity Summary Report (GPR) for Program Year 2023
 SAN DIEGO

Date: 25-Sep-2024
 Time: 19:38
 Page: 174

PGM Year: 2020
Project: 0005 - PUBLIC INFRASTRUCTURE IMPROVEMENTS
IDIS Activity: 7616 - CITY CIP-CLAY AVE MINI PARK-21
Status: Open
Location: 3156 Clay Ave Suite 1400 San Diego, CA 92113-1425
Objective: Create suitable living environments
Outcome: Availability/accessibility
Matrix Code: Parks, Recreational Facilities (03F) **National Objective:** LMA

Activity to prevent, prepare for, and respond to Coronavirus: No

Initial Funding Date: 08/19/2021

Description:
 Parks and Rec project, Southeastern mini park improvements-clay ave; possible link to 7467

Financing

	Fund Type	Grant Year	Grant	Funded Amount	Drawn In Program Year	Drawn Thru Program Year
CDBG	EN	2017	B17MC060542	\$174,685.50	\$174,685.50	\$174,685.50
		2020	B20MC060542	\$350,834.74	\$189,954.01	\$189,954.01
	PI			\$49,479.76	\$35,460.61	\$49,479.76
Total	Total			\$575,000.00	\$400,100.12	\$414,119.27

Proposed Accomplishments

Total Population in Service Area: 4,940
 Census Tract Percent Low / Mod: 63.56

Annual Accomplishments
 No data returned for this view. This might be because the applied filter excludes all data.



U.S. Department of Housing and Urban Development
 Office of Community Planning and Development
 Integrated Disbursement and Information System
 CDBG Activity Summary Report (GPR) for Program Year 2023
 SAN DIEGO

Date: 25-Sep-2024
 Time: 19:38
 Page: 175

PGM Year: 2021
Project: 0003 - Community and Public Services
IDIS Activity: 7617 - FAMILY HLTH CTR-SAFE POINT SD-22
Status: Completed 8/21/2023 12:00:00 AM
Location: 823 Gateway Center Way San Diego, CA 92102-4541
Objective: Create suitable living environments
Outcome: Availability/accessibility
Matrix Code: Substance Abuse Services (05F) **National Objective:** LMC

Activity to prevent, prepare for, and respond to Coronavirus: No

Initial Funding Date: 07/07/2022

Description:
 Safe Point San Diego needle exchange program for fiscal year 2022

Financing

	Fund Type	Grant Year	Grant	Funded Amount	Drawn In Program Year	Drawn Thru Program Year
CDBG	EN	2018	B18MC060542	\$78,271.91	\$0.00	\$78,271.91
	PI			\$20,505.82	\$0.00	\$20,505.82
Total	Total			\$98,777.73	\$0.00	\$98,777.73

Proposed Accomplishments

People (General) : 2,069

Actual Accomplishments

Number assisted:

	Owner		Renter		Total		Person	
	Total	Hispanic	Total	Hispanic	Total	Hispanic	Total	Hispanic
White:	0	0	0	0	0	0	1,166	195
Black/African American:	0	0	0	0	0	0	166	15
Asian:	0	0	0	0	0	0	24	6
American Indian/Alaskan Native:	0	0	0	0	0	0	33	14
Native Hawaiian/Other Pacific Islander:	0	0	0	0	0	0	16	4
American Indian/Alaskan Native & White:	0	0	0	0	0	0	13	7
Asian White:	0	0	0	0	0	0	4	0
Black/African American & White:	0	0	0	0	0	0	10	0
American Indian/Alaskan Native & Black/African American:	0	0	0	0	0	0	33	19
Other multi-racial:	0	0	0	0	0	0	290	205
Asian/Pacific Islander:	0	0	0	0	0	0	0	0
Hispanic:	0	0	0	0	0	0	0	0



U.S. Department of Housing and Urban Development
 Office of Community Planning and Development
 Integrated Disbursement and Information System
 CDBG Activity Summary Report (GPR) for Program Year 2023
 SAN DIEGO

Date: 25-Sep-2024
 Time: 19:38
 Page: 176

Total:	0	0	0	0	0	0	1,755	465	
Female-headed Households:	0		0		0				
<i>Income Category:</i>									
	Owner	Renter	Total						Person
Extremely Low	0	0	0						1,551
Low Mod	0	0	0						109
Moderate	0	0	0						51
Non Low Moderate	0	0	0						44
Total	0	0	0						1,755
Percent Low/Mod									97.5%

Annual Accomplishments

Years	Accomplishment Narrative	# Benefitting
2021	From 7/1/21 to 6/30/22, CDBG-funded SPSP services were provided to 1,755 unduplicated City of San Diego residents, completing 11,900 client visits. CDBG funding represents a significant portion of the program's overall operating budget, and as such, we report in parentheses the information about program activities that are directly attributable to CDBG funding. By the end of the reporting period, across the program, a total of 449,646 (86,929) used syringes had been collected and 443,400 (86,680) new syringes had been distributed. The program has consistently taken in more syringes than distributed each program year. During FY 2022 6,246 more syringes were taken in than distributed. Since the program's inception, SPSP has collected over 7,568,895 used syringes and has distributed just over 6,976,930 sterile syringes, a difference of 591,965. SPSP staff also provided 28,842 (5,368) referrals to various vital health and social services for PWID, and 4,654 (931) hygiene kits were distributed.	



U.S. Department of Housing and Urban Development
 Office of Community Planning and Development
 Integrated Disbursement and Information System
 CDBG Activity Summary Report (GPR) for Program Year 2023
 SAN DIEGO

Date: 25-Sep-2024
 Time: 19:38
 Page: 177

PGM Year: 2021
Project: 0001 - CDBG Administration
IDIS Activity: 7618 - FAIR HSG SERVICES-22

Status: Completed 8/24/2023 12:00:00 AM
Location: ,
Objective:
Outcome:
Matrix Code: Fair Housing Activities (subject to 20% Admin Cap) (21D) **National Objective:**

Activity to prevent, prepare for, and respond to Coronavirus: No

Initial Funding Date: 01/10/2022

Description:
 Fair Housing services for fiscal year 2022

Financing

	Fund Type	Grant Year	Grant	Funded Amount	Drawn In Program Year	Drawn Thru Program Year
CDBG	EN	2021	B21MC060542	\$67,403.87	\$0.00	\$67,403.87
	PI			\$43,779.33	\$0.00	\$43,779.33
Total	Total			\$111,183.20	\$0.00	\$111,183.20

Proposed Accomplishments

Actual Accomplishments

Number assisted:

	Owner		Renter		Total		Person	
	Total	Hispanic	Total	Hispanic	Total	Hispanic	Total	Hispanic
White:					0	0		
Black/African American:					0	0		
Asian:					0	0		
American Indian/Alaskan Native:					0	0		
Native Hawaiian/Other Pacific Islander:					0	0		
American Indian/Alaskan Native & White:					0	0		
Asian White:					0	0		
Black/African American & White:					0	0		
American Indian/Alaskan Native & Black/African American:					0	0		
Other multi-racial:					0	0		
Asian/Pacific Islander:					0	0		
Hispanic:					0	0		
Total:	0	0	0	0	0	0	0	0



U.S. Department of Housing and Urban Development
Office of Community Planning and Development
Integrated Disbursement and Information System
CDBG Activity Summary Report (GPR) for Program Year 2023
SAN DIEGO

Date: 25-Sep-2024
Time: 19:38
Page: 178

Female-headed Households:

0

Income Category:

	Owner	Renter	Total	Person
Extremely Low			0	
Low Mod			0	
Moderate			0	
Non Low Moderate			0	
Total	0	0	0	0
Percent Low/Mod				

Annual Accomplishments

No data returned for this view. This might be because the applied filter excludes all data.



U.S. Department of Housing and Urban Development
 Office of Community Planning and Development
 Integrated Disbursement and Information System
 CDBG Activity Summary Report (GPR) for Program Year 2023
 SAN DIEGO

Date: 25-Sep-2024
 Time: 19:38
 Page: 179

PGM Year: 2021
Project: 0008 - Homelessness
IDIS Activity: 7619 - SD HSG COMM-DAY CENTER-22

Status: Completed 8/17/2023 12:00:00 AM
Location: 299 17th St San Diego, CA 92101-7665
Objective: Create suitable living environments
Outcome: Availability/accessibility
Matrix Code: Operating Costs of Homeless/AIDS Patients Programs (03T) **National Objective:** LMC

Activity to prevent, prepare for, and respond to Coronavirus: No

Initial Funding Date: 01/27/2022

Description:
 Day Center costs for fiscal year 2022

	Fund Type	Grant Year	Grant	Funded Amount	Drawn In Program Year	Drawn Thru Program Year
CDBG	EN	2019	B19MC060542	\$227,365.47	\$0.00	\$227,365.47
	PI			\$307,719.95	\$0.00	\$307,719.95
Total	Total			\$535,085.42	\$0.00	\$535,085.42

Proposed Accomplishments

People (General) : 2,000

Actual Accomplishments

Number assisted:

	Owner		Renter		Total		Person	
	Total	Hispanic	Total	Hispanic	Total	Hispanic	Total	Hispanic
White:	0	0	0	0	0	0	3,803	1,514
Black/African American:	0	0	0	0	0	0	1,601	102
Asian:	0	0	0	0	0	0	94	3
American Indian/Alaskan Native:	0	0	0	0	0	0	162	76
Native Hawaiian/Other Pacific Islander:	0	0	0	0	0	0	71	19
American Indian/Alaskan Native & White:	0	0	0	0	0	0	50	21
Asian White:	0	0	0	0	0	0	16	2
Black/African American & White:	0	0	0	0	0	0	42	11
American Indian/Alaskan Native & Black/African American:	0	0	0	0	0	0	29	6
Other multi-racial:	0	0	0	0	0	0	65	22
Asian/Pacific Islander:	0	0	0	0	0	0	0	0
Hispanic:	0	0	0	0	0	0	0	0



U.S. Department of Housing and Urban Development
 Office of Community Planning and Development
 Integrated Disbursement and Information System
 CDBG Activity Summary Report (GPR) for Program Year 2023
 SAN DIEGO

Date: 25-Sep-2024
 Time: 19:38
 Page: 180

Total:	0	0	0	0	0	0	5,933	1,776	
Female-headed Households:	0		0		0				
<i>Income Category:</i>									
	Owner	Renter	Total						Person
Extremely Low	0	0	0						5,921
Low Mod	0	0	0						10
Moderate	0	0	0						2
Non Low Moderate	0	0	0						0
Total	0	0	0						5,933
Percent Low/Mod									100.0%

Annual Accomplishments

Years	Accomplishment Narrative	# Benefitting
2021	The Day Center Facility for Homeless Adults served as a centralized access point for individuals experiencing homelessness in the City of San Diego, while also providing an array of resources and services aimed to help participants engage, stabilize and obtain appropriate housing. A variety of critical services were provided, including a safe, comfortable drop-in center for homeless adults with access to bathroom facilities and shelter from the elements during the day.	



U.S. Department of Housing and Urban Development
 Office of Community Planning and Development
 Integrated Disbursement and Information System
 CDBG Activity Summary Report (GPR) for Program Year 2023
 SAN DIEGO

Date: 25-Sep-2024
 Time: 19:38
 Page: 181

PGM Year: 2021
Project: 0008 - Homelessness
IDIS Activity: 7620 - SD HSG COMM-CONNECTIONS-22

Status: Completed 9/1/2023 12:00:00 AM
Location: 1122 Broadway Ste 300 Suite 300 San Diego, CA 92101-5629
Objective: Create suitable living environments
Outcome: Availability/accessibility
Matrix Code: Operating Costs of Homeless/AIDS Patients Programs (03T)
National Objective: LMC

Activity to prevent, prepare for, and respond to Coronavirus: No

Initial Funding Date: 01/27/2022

Description:
 Operates a 365 days a year and provides a combination of short term interim beds and supportive services to homeless men and women; fiscal year 2022

Financing

	Fund Type	Grant Year	Grant	Funded Amount	Drawn In Program Year	Drawn Thru Program Year
CDBG	EN	2019	B19MC060542	\$259,727.95	\$0.00	\$259,727.95
	PI			\$43,847.05	\$0.00	\$43,847.05
Total	Total			\$303,575.00	\$0.00	\$303,575.00

Proposed Accomplishments

People (General) : 450

Actual Accomplishments

Number assisted:

	Owner		Renter		Total		Person	
	Total	Hispanic	Total	Hispanic	Total	Hispanic	Total	Hispanic
White:	0	0	0	0	0	0	145	40
Black/African American:	0	0	0	0	0	0	55	1
Asian:	0	0	0	0	0	0	5	0
American Indian/Alaskan Native:	0	0	0	0	0	0	8	4
Native Hawaiian/Other Pacific Islander:	0	0	0	0	0	0	6	1
American Indian/Alaskan Native & White:	0	0	0	0	0	0	3	2
Asian White:	0	0	0	0	0	0	1	0
Black/African American & White:	0	0	0	0	0	0	3	0
American Indian/Alaskan Native & Black/African American:	0	0	0	0	0	0	3	0
Other multi-racial:	0	0	0	0	0	0	3	1
Asian/Pacific Islander:	0	0	0	0	0	0	0	0
Hispanic:	0	0	0	0	0	0	0	0



U.S. Department of Housing and Urban Development
 Office of Community Planning and Development
 Integrated Disbursement and Information System
 CDBG Activity Summary Report (GPR) for Program Year 2023
 SAN DIEGO

Date: 25-Sep-2024
 Time: 19:38
 Page: 182

Total:	0	0	0	0	0	0	232	49	
Female-headed Households:	0		0		0				
<i>Income Category:</i>									
	Owner	Renter	Total						Person
Extremely Low	0	0	0						232
Low Mod	0	0	0						0
Moderate	0	0	0						0
Non Low Moderate	0	0	0						0
Total	0	0	0						232
Percent Low/Mod									100.0%

Annual Accomplishments

Years	Accomplishment Narrative	# Benefitting
2021	<p>For Fiscal year 2022 year end report, 232 clients were assisted, with 30% exiting to permanent housing. Closeout information will be reported in Fiscal Year 2023 CAPER. PATH Connections Interim Housing's mission is to provide secure, low barrier interim housing, as well as stabilization and supportive services, in order to prepare persons for acceptable permanent and longer term housing options. Our case managers are responsible for assessment, service, planning, ongoing monitoring, and follow up.</p>	



U.S. Department of Housing and Urban Development
 Office of Community Planning and Development
 Integrated Disbursement and Information System
 CDBG Activity Summary Report (GPR) for Program Year 2023
 SAN DIEGO

Date: 25-Sep-2024
 Time: 19:38
 Page: 183

PGM Year: 2021
Project: 0008 - Homelessness
IDIS Activity: 7621 - SD HSG COMM-FAMILY SHELTER-22

Status: Completed 9/8/2023 12:00:00 AM
Location: 1788 Palm Ave Suite 300 San Diego, CA 92154-1149
Objective: Create suitable living environments
Outcome: Availability/accessibility
Matrix Code: Operating Costs of Homeless/AIDS Patients Programs (03T)
National Objective: LMC

Activity to prevent, prepare for, and respond to Coronavirus: No

Initial Funding Date: 03/10/2022

Description:
 (Formerly Cortez Hill) Provide short term shelter and supportive services to families experiencing homelessness, fiscal year 2022

Financing

	Fund Type	Grant Year	Grant	Funded Amount	Drawn In Program Year	Drawn Thru Program Year
CDBG	EN	2019	B19MC060542	\$81,162.96	\$0.00	\$81,162.96
Total	Total			\$81,162.96	\$0.00	\$81,162.96

Proposed Accomplishments

People (General) : 135

Actual Accomplishments

Number assisted:

	Owner		Renter		Total		Person	
	Total	Hispanic	Total	Hispanic	Total	Hispanic	Total	Hispanic
White:	0	0	0	0	0	0	64	51
Black/African American:	0	0	0	0	0	0	46	8
Asian:	0	0	0	0	0	0	0	0
American Indian/Alaskan Native:	0	0	0	0	0	0	2	0
Native Hawaiian/Other Pacific Islander:	0	0	0	0	0	0	0	0
American Indian/Alaskan Native & White:	0	0	0	0	0	0	1	1
Asian White:	0	0	0	0	0	0	0	0
Black/African American & White:	0	0	0	0	0	0	5	1
American Indian/Alaskan Native & Black/African American:	0	0	0	0	0	0	3	0
Other multi-racial:	0	0	0	0	0	0	7	1
Asian/Pacific Islander:	0	0	0	0	0	0	0	0
Hispanic:	0	0	0	0	0	0	0	0
Total:	0	0	0	0	0	0	128	62



U.S. Department of Housing and Urban Development
 Office of Community Planning and Development
 Integrated Disbursement and Information System
 CDBG Activity Summary Report (GPR) for Program Year 2023
 SAN DIEGO

Date: 25-Sep-2024
 Time: 19:38
 Page: 184

Female-headed Households: 0 0 0

Income Category:

	Owner	Renter	Total	Person
Extremely Low	0	0	0	119
Low Mod	0	0	0	9
Moderate	0	0	0	0
Non Low Moderate	0	0	0	0
Total	0	0	0	128
Percent Low/Mod				100.0%

Annual Accomplishments

Years	Accomplishment Narrative	# Benefitting
2021	During the time of the COVID 19 pandemic, the Family Shelter offered families case management onsite and over the phone as well as referring the families to resources that are open and available for them. Assistance was provided with educational resources, toys and books and housing navigators in their search for housing. The relationship built with School on Wheels ensures that every family onsite that needs help with schooling and tutoring has a free and convenient way to receive that help. Family Health Center was onsite weekly to assist clients with medical and other case management needs. Twenty-one (21) families exited to permanent housing and four exits to longer term housing. Zero families exited to a place not meant for human habitation. The total number of families served wasn't able to grow because the Family Shelter location was on a path to closing. During this program year, the focus was on housing the families onsite or finding them a solution until they're able to obtain housing.	



U.S. Department of Housing and Urban Development
 Office of Community Planning and Development
 Integrated Disbursement and Information System
 CDBG Activity Summary Report (GPR) for Program Year 2023
 SAN DIEGO

Date: 25-Sep-2024
 Time: 19:38
 Page: 185

PGM Year: 2021
Project: 0008 - Homelessness
IDIS Activity: 7622 - SD HSG COMM-INTERIM-22

Status: Completed 9/1/2023 12:00:00 AM
Location: 1501 Imperial Ave San Diego, CA 92101-7638
Objective: Create suitable living environments
Outcome: Availability/accessibility
Matrix Code: Operating Costs of Homeless/AIDS Patients Programs (03T) **National Objective:** LMC

Activity to prevent, prepare for, and respond to Coronavirus: No

Initial Funding Date: 03/10/2022

Description:
 Provides interim housing and supportive services designed to help facilitate stabilization and exits to longer term or permanent housing for homeless single adults; fiscal year 2022

Financing

	Fund Type	Grant Year	Grant	Funded Amount	Drawn In Program Year	Drawn Thru Program Year
CDBG	EN	2019	B19MC060542	\$154,545.73	\$0.00	\$154,545.73
	PI			\$90,387.95	\$0.00	\$90,387.95
Total	Total			\$244,933.68	\$0.00	\$244,933.68

Proposed Accomplishments

People (General) : 1,390

Actual Accomplishments

Number assisted:

	Owner		Renter		Total		Person	
	Total	Hispanic	Total	Hispanic	Total	Hispanic	Total	Hispanic
White:	0	0	0	0	0	0	651	249
Black/African American:	0	0	0	0	0	0	258	8
Asian:	0	0	0	0	0	0	16	0
American Indian/Alaskan Native:	0	0	0	0	0	0	26	13
Native Hawaiian/Other Pacific Islander:	0	0	0	0	0	0	15	2
American Indian/Alaskan Native & White:	0	0	0	0	0	0	9	3
Asian White:	0	0	0	0	0	0	2	0
Black/African American & White:	0	0	0	0	0	0	6	2
American Indian/Alaskan Native & Black/African American:	0	0	0	0	0	0	2	1
Other multi-racial:	0	0	0	0	0	0	11	4
Asian/Pacific Islander:	0	0	0	0	0	0	0	0
Hispanic:	0	0	0	0	0	0	0	0



U.S. Department of Housing and Urban Development
 Office of Community Planning and Development
 Integrated Disbursement and Information System
 CDBG Activity Summary Report (GPR) for Program Year 2023
 SAN DIEGO

Date: 25-Sep-2024
 Time: 19:38
 Page: 186

Total:	0	0	0	0	0	0	996	282	
Female-headed Households:	0		0		0				
<i>Income Category:</i>									
	Owner	Renter	Total						Person
Extremely Low	0	0	0						987
Low Mod	0	0	0						8
Moderate	0	0	0						1
Non Low Moderate	0	0	0						0
Total	0	0	0						996
Percent Low/Mod									100.0%

Annual Accomplishments

Years	Accomplishment Narrative	# Benefitting
2021	The City of San Diego Interim Housing Program for the Homeless Adults provides interim housing and supportive services to homeless single adults designed to help facilitate stabilization and exits to longer term or permanent housing using the Housing First model	



U.S. Department of Housing and Urban Development
 Office of Community Planning and Development
 Integrated Disbursement and Information System
 CDBG Activity Summary Report (GPR) for Program Year 2023
 SAN DIEGO

Date: 25-Sep-2024
 Time: 19:38
 Page: 187

PGM Year: 2021
Project: 0008 - Homelessness
IDIS Activity: 7623 - HOMELESS RESPONSE CTR-22
Status: Open
Location: 1122 Broadway San Diego, CA 92101-5615
Objective: Create suitable living environments
Outcome: Availability/accessibility
Matrix Code: Other Public Services Not Listed in 05A-05Y, 03T (05Z) **National Objective:** LMC

Activity to prevent, prepare for, and respond to Coronavirus: No

Initial Funding Date: 07/21/2022

Description:
 Assist people experiencing homelessness by identifying immediate and long term housing solutions, providing crisis management, accessing benefits, and more; fiscal year 2022

Financing

	Fund Type	Grant Year	Grant	Funded Amount	Drawn In Program Year	Drawn Thru Program Year
CDBG	PI			\$278,569.91	\$218,100.89	\$218,100.89
Total	Total			\$278,569.91	\$218,100.89	\$218,100.89

Proposed Accomplishments

People (General) : 200

Actual Accomplishments

Number assisted:

	Owner		Renter		Total		Person	
	Total	Hispanic	Total	Hispanic	Total	Hispanic	Total	Hispanic
White:	0	0	0	0	0	0	246	114
Black/African American:	0	0	0	0	0	0	175	9
Asian:	0	0	0	0	0	0	6	1
American Indian/Alaskan Native:	0	0	0	0	0	0	11	5
Native Hawaiian/Other Pacific Islander:	0	0	0	0	0	0	4	0
American Indian/Alaskan Native & White:	0	0	0	0	0	0	2	0
Asian White:	0	0	0	0	0	0	3	2
Black/African American & White:	0	0	0	0	0	0	10	6
American Indian/Alaskan Native & Black/African American:	0	0	0	0	0	0	4	1
Other multi-racial:	0	0	0	0	0	0	29	18
Asian/Pacific Islander:	0	0	0	0	0	0	0	0
Hispanic:	0	0	0	0	0	0	0	0
Total:	0	0	0	0	0	0	490	156



U.S. Department of Housing and Urban Development
 Office of Community Planning and Development
 Integrated Disbursement and Information System
 CDBG Activity Summary Report (GPR) for Program Year 2023
 SAN DIEGO

Date: 25-Sep-2024
 Time: 19:38
 Page: 188

Female-headed Households: 0 0 0

Income Category:

	Owner	Renter	Total	Person
Extremely Low	0	0	0	457
Low Mod	0	0	0	31
Moderate	0	0	0	1
Non Low Moderate	0	0	0	1
Total	0	0	0	490
Percent Low/Mod				99.8%

Annual Accomplishments

Years	Accomplishment Narrative	# Benefitting
2021	The objective of the Homelessness Response Center (HRC) is to centralize and streamline access to a spectrum of housing interventions and housing-related services for San Diegans who are experiencing homelessness, offer client-centered system navigation services that support participants throughout all stages of their pathway towards attaining housing and contribute to the development of a data informed and systems-level perspective on the City's homeless crisis response system by reporting on system outcomes across all stages of service delivery. There were 16,567 total visits to the HRC, and an average of 1,381 visits per month. The average number of visits per month has gone up throughout the year and during the last quarter there were 1,993 visits on average per month (and in June there were 2,029 visits). Duplicated data was collected on all clients who visited the HRC program, including both those who were attending ongoing system navigation meetings (and thus would be included in the MPR data) and those who were not yet willing to enroll in ongoing services. Unique data is only collected for clients who enroll in ongoing system navigation.	



U.S. Department of Housing and Urban Development
 Office of Community Planning and Development
 Integrated Disbursement and Information System
 CDBG Activity Summary Report (GPR) for Program Year 2023
 SAN DIEGO

Date: 25-Sep-2024
 Time: 19:38
 Page: 189

PGM Year: 2020
Project: 0001 - Workforce Development
IDIS Activity: 7631 - SDWP-C2C MENTORSHIP-21
Status: Completed 9/20/2024 12:00:00 AM
Location: 9246 Lightwave Ave Ste 210 Suite 210 San Diego, CA 92123-6411
Objective: Create suitable living environments
Outcome: Availability/accessibility
Matrix Code: Employment Training (05H) **National Objective:** LMC

Activity to prevent, prepare for, and respond to Coronavirus: No

Initial Funding Date: 08/24/2021

Description:

Hire A Youth Program for Fiscal Year 2022 operations.
 FY22 Mentorship Program provides work readiness training and places youth in paid mentorship experiences with City of San Diego Departments.

Financing

	Fund Type	Grant Year	Grant	Funded Amount	Drawn In Program Year	Drawn Thru Program Year
CDBG	EN	2018	B18MC060542	\$189,534.16	\$185,107.39	\$189,534.16
	PI			\$152,658.69	\$152,658.69	\$152,658.69
Total	Total			\$342,192.85	\$337,766.08	\$342,192.85

Proposed Accomplishments

People (General) : 1

Actual Accomplishments

Number assisted:

	Owner		Renter		Total		Person	
	Total	Hispanic	Total	Hispanic	Total	Hispanic	Total	Hispanic
White:	0	0	0	0	0	0	29	16
Black/African American:	0	0	0	0	0	0	21	1
Asian:	0	0	0	0	0	0	12	1
American Indian/Alaskan Native:	0	0	0	0	0	0	5	0
Native Hawaiian/Other Pacific Islander:	0	0	0	0	0	0	1	0
American Indian/Alaskan Native & White:	0	0	0	0	0	0	1	0
Asian White:	0	0	0	0	0	0	3	0
Black/African American & White:	0	0	0	0	0	0	0	0
American Indian/Alaskan Native & Black/African American:	0	0	0	0	0	0	0	0
Other multi-racial:	0	0	0	0	0	0	6	5
Asian/Pacific Islander:	0	0	0	0	0	0	0	0



U.S. Department of Housing and Urban Development
 Office of Community Planning and Development
 Integrated Disbursement and Information System
 CDBG Activity Summary Report (GPR) for Program Year 2023
 SAN DIEGO

Date: 25-Sep-2024
 Time: 19:38
 Page: 190

Hispanic:	0	0	0	0	0	0	0	0
Total:	0	0	0	0	0	0	78	23
Female-headed Households:	0		0		0			

Income Category:

	Owner	Renter	Total	Person
Extremely Low	0	0	0	47
Low Mod	0	0	0	21
Moderate	0	0	0	10
Non Low Moderate	0	0	0	0
Total	0	0	0	78
Percent Low/Mod				100.0%

Annual Accomplishments

Years	Accomplishment Narrative	# Benefiting
2021	<p>FY22 Totals Seventy-eight (78) unduplicated CDBG-eligible youth were assisted in FY 2022. Seventy-seven (77) unduplicated CDBG-eligible youth were placed in paid job-readiness training in FY 2022. Sixteen (16) unduplicated CDBG-eligible youth were placed in paid Public Service Mentorships with the City of San Diego in FY 2022. Thirty-seven (37) unduplicated CDBG-eligible youth were placed in paid Work Readiness Mentorships with the City of San Diego in FY 2022. Å In FY 2022 the Workforce Partnership provided job-readiness training to seventy-seven (77) CDBG-eligible youth residing in the City of San Diego. All of the training was provided by Access, Inc, and a special presentation on financial wellness hosted by Mission Federal Credit Union. Topics included Elevator Pitches, Ace the Interview, Conflict Resolution, Workplace Smarts, and an overview of timecard completion. We also placed sixteen (16) youths in paid Public Service mentorship positions with the City of San Diego, and thirty-seven (37) youths were placed in Work-Readiness mentorships with the City of San Diego.</p>	



U.S. Department of Housing and Urban Development
 Office of Community Planning and Development
 Integrated Disbursement and Information System
 CDBG Activity Summary Report (GPR) for Program Year 2023
 SAN DIEGO

Date: 25-Sep-2024
 Time: 19:38
 Page: 191

PGM Year: 2020
Project: 0014 - CDBG-CV Related
IDIS Activity: 7648 - NHA-NHA NUTRITION SERVICES-CV20
Status: Open
Location: 841 S 41st St San Diego, CA 92113-1801
Objective: Create suitable living environments
Outcome: Availability/accessibility
Matrix Code: Child Care Services (05L) **National Objective:** LMC

Activity to prevent, prepare for, and respond to Coronavirus: Yes

Initial Funding Date: 07/25/2022

Description:

The NHA Nutrition Services Program will provide healthy, made-from-scratch meals and snacks to preschool-aged children who reside in the City of San Diego and have been negatively impacted by COVID-19.

Financing

	Fund Type	Grant Year	Grant	Funded Amount	Drawn In Program Year	Drawn Thru Program Year
CDBG	EN	2018	B18MC060542	\$10,427.94	\$10,427.94	\$10,427.94
	PI			\$89,590.06	\$63,369.55	\$89,590.06
Total	Total			\$100,018.00	\$73,797.49	\$100,018.00

Proposed Accomplishments

People (General) : 537

Actual Accomplishments

Number assisted:

	Owner		Renter		Total		Person	
	Total	Hispanic	Total	Hispanic	Total	Hispanic	Total	Hispanic
White:	0	0	0	0	0	0		0
Black/African American:	0	0	0	0	0	0	0	0
Asian:	0	0	0	0	0	0	0	0
American Indian/Alaskan Native:	0	0	0	0	0	0	0	0
Native Hawaiian/Other Pacific Islander:	0	0	0	0	0	0	0	0
American Indian/Alaskan Native & White:	0	0	0	0	0	0	0	0
Asian White:	0	0	0	0	0	0	0	0
Black/African American & White:	0	0	0	0	0	0	0	0
American Indian/Alaskan Native & Black/African American:	0	0	0	0	0	0	0	0
Other multi-racial:	0	0	0	0	0	0	0	0
Asian/Pacific Islander:	0	0	0	0	0	0	0	0



U.S. Department of Housing and Urban Development
 Office of Community Planning and Development
 Integrated Disbursement and Information System
 CDBG Activity Summary Report (GPR) for Program Year 2023
 SAN DIEGO

Date: 25-Sep-2024
 Time: 19:38
 Page: 192

Hispanic:	0	0	0	0	0	0	0	0
Total:	0	0	0	0	0	0	0	0
Female-headed Households:	0		0		0			

Income Category:

	Owner	Renter	Total	Person
Extremely Low	0	0	0	0
Low Mod	0	0	0	0
Moderate	0	0	0	0
Non Low Moderate	0	0	0	0
Total	0	0	0	0
Percent Low/Mod				

Annual Accomplishments

No data returned for this view. This might be because the applied filter excludes all data.



U.S. Department of Housing and Urban Development
 Office of Community Planning and Development
 Integrated Disbursement and Information System
 CDBG Activity Summary Report (GPR) for Program Year 2023
 SAN DIEGO

Date: 25-Sep-2024
 Time: 19:38
 Page: 193

PGM Year:	2020	Objective:	Create suitable living environments
Project:	0014 - CDBG-CV Related	Outcome:	Availability/accessibility
IDIS Activity:	7649 - SWCC-BUSINESS FINANCIAL FITNESS-CV20	Matrix Code:	Other Public Services Not Listed in 05A-05Y, 03T (05Z)
Status:	Open	National Objective:	LMC
Location:	880 National City Blvd National City, CA 91950-3263		

Activity to prevent, prepare for, and respond to Coronavirus: Yes

Initial Funding Date: 07/25/2022

Description:
 The Business Financial Fitness project will provide access to business training workshops to LMI individuals who reside in the City of San Diego and have been negatively impacted by COVID-19.

	Fund Type	Grant Year	Grant	Funded Amount	Drawn In Program Year	Drawn Thru Program Year
CDBG	EN	2017	B17MC060542	\$173,968.48	\$115,172.14	\$173,968.45
		2019	B19MC060542	\$1,762.35	\$0.00	\$0.00
	PI			\$23,362.20	\$15,086.49	\$23,362.20
Total	Total			\$199,093.03	\$130,258.63	\$197,330.65

Proposed Accomplishments

People (General) : 60

Actual Accomplishments

Number assisted:

	Owner		Renter		Total		Person	
	Total	Hispanic	Total	Hispanic	Total	Hispanic	Total	Hispanic
White:	0	0	0	0	0	0	0	0
Black/African American:	0	0	0	0	0	0	0	0
Asian:	0	0	0	0	0	0	0	0
American Indian/Alaskan Native:	0	0	0	0	0	0	0	0
Native Hawaiian/Other Pacific Islander:	0	0	0	0	0	0	0	0
American Indian/Alaskan Native & White:	0	0	0	0	0	0	0	0
Asian White:	0	0	0	0	0	0	0	0
Black/African American & White:	0	0	0	0	0	0	0	0
American Indian/Alaskan Native & Black/African American:	0	0	0	0	0	0	0	0
Other multi-racial:	0	0	0	0	0	0	0	0
Asian/Pacific Islander:	0	0	0	0	0	0	0	0



U.S. Department of Housing and Urban Development
 Office of Community Planning and Development
 Integrated Disbursement and Information System
 CDBG Activity Summary Report (GPR) for Program Year 2023
 SAN DIEGO

Date: 25-Sep-2024
 Time: 19:38
 Page: 194

Hispanic:	0	0	0	0	0	0	0	0
Total:	0	0	0	0	0	0	0	0

Female-headed Households: 0 0 0

Income Category:

	Owner	Renter	Total	Person
Extremely Low	0	0	0	0
Low Mod	0	0	0	0
Moderate	0	0	0	0
Non Low Moderate	0	0	0	0
Total	0	0	0	0

Percent Low/Mod

Annual Accomplishments

No data returned for this view. This might be because the applied filter excludes all data.



U.S. Department of Housing and Urban Development
 Office of Community Planning and Development
 Integrated Disbursement and Information System
 CDBG Activity Summary Report (GPR) for Program Year 2023
 SAN DIEGO

Date: 25-Sep-2024
 Time: 19:38
 Page: 195

PGM Year: 2020
Project: 0014 - CDBG-CV Related
IDIS Activity: 7650 - IRC-DIGITAL INCLUSION PROJECT-CV20
Status: Completed 9/20/2024 12:00:00 AM
Location: 5348 University Ave Ste 205 San Diego, CA 92105-8025
Objective: Create suitable living environments
Outcome: Availability/accessibility
Matrix Code: Employment Training (05H) **National Objective:** LMC

Activity to prevent, prepare for, and respond to Coronavirus: Yes

Initial Funding Date: 05/17/2022

Description:

The Digital Inclusion Project will provide computers and in-language digital literacy coaching and training to LMI individuals who reside in the City of San Diego and have been negatively impacted by COVID-19. Participants will gain access to the necessary digital skills, technology, and resources to effectively navigate the digital world and fully participate in the opportunities to help them and their children achieve economic mobility.

Financing

	Fund Type	Grant Year	Grant	Funded Amount	Drawn In Program Year	Drawn Thru Program Year
CDBG	EN	2021	B21MC060542	\$88,356.18	\$38,146.77	\$88,356.18
	PI			\$66,974.01	\$43,510.16	\$66,974.01
Total	Total			\$155,330.19	\$81,656.93	\$155,330.19

Proposed Accomplishments

People (General) : 150

Actual Accomplishments

Number assisted:

	Owner		Renter		Total		Person	
	Total	Hispanic	Total	Hispanic	Total	Hispanic	Total	Hispanic
White:	0	0	0	0	0	0	20	0
Black/African American:	0	0	0	0	0	0	66	0
Asian:	0	0	0	0	0	0	31	0
American Indian/Alaskan Native:	0	0	0	0	0	0	0	0
Native Hawaiian/Other Pacific Islander:	0	0	0	0	0	0	0	0
American Indian/Alaskan Native & White:	0	0	0	0	0	0	0	0
Asian White:	0	0	0	0	0	0	12	0
Black/African American & White:	0	0	0	0	0	0	0	0
American Indian/Alaskan Native & Black/African American:	0	0	0	0	0	0	0	0
Other multi-racial:	0	0	0	0	0	0	3	2



U.S. Department of Housing and Urban Development
 Office of Community Planning and Development
 Integrated Disbursement and Information System
 CDBG Activity Summary Report (GPR) for Program Year 2023
 SAN DIEGO

Date: 25-Sep-2024
 Time: 19:38
 Page: 196

Asian/Pacific Islander:	0	0	0	0	0	0	0	0
Hispanic:	0	0	0	0	0	0	0	0
Total:	0	0	0	0	0	0	132	2

Female-headed Households: 0 0 0 0

Income Category:

	Owner	Renter	Total	Person
Extremely Low	0	0	0	117
Low Mod	0	0	0	13
Moderate	0	0	0	2
Non Low Moderate	0	0	0	0
Total	0	0	0	132
Percent Low/Mod				100.0%

Annual Accomplishments



U.S. Department of Housing and Urban Development
 Office of Community Planning and Development
 Integrated Disbursement and Information System
 CDBG Activity Summary Report (GPR) for Program Year 2023
 SAN DIEGO

Date: 25-Sep-2024
 Time: 19:38
 Page: 197

Years	Accomplishment Narrative	# Benefitting
2020	<p>This year has been a period of significant transformation and growth for the Digital Inclusion Program (DIP), marked by unforeseen challenges and remarkable achievements. The fiscal year started with the departure of a key leadership role within the DIP, which momentarily left the program under the stewardship of a single staff member. This change necessitated adjustment and strategic planning to maintain the momentum of grant implementation and direct service provision. Despite these initial hurdles, the program swiftly regained its footing with the appointment of a new lead through internal promotion and the addition of another specialist, alongside integrating a subsidized Extended Work Experience (EWE) position funded by the County of San Diego. This bolstered team enabled DIP to continue its mission with renewed vigor. Throughout the year, the DIP team demonstrated an unwavering commitment to serving 140 clients. This commitment was evident in the successful completion of eleven Digital Inclusion (DI) cohorts, seven of which were workforce-focused, and offered in a variety of clients.</p> <p>In recognition of the critical role of digital connectivity, DIP forged partnerships with the San Diego City and County libraries to facilitate client access to internet hotspots. However, with the exhaustion of library resources and the discontinuation of county-provided hotspots, DIP strategically leveraged funds to purchase T-Mobile hotspots, ensuring continued remote training capabilities for active students. This initiative was complemented by device distribution events, leveraging partnerships with organizations such as Welcome US and Tech Relief Foundation, and further supported by American Outreach through the ACP tablet program and the 60 Chromebooks procured and distributed utilizing CDBG funds.</p> <p>The DIP's leadership and advocacy efforts were notably acknowledged at a federal level, with participation in a White House Committee to enhance the Affordable Connectivity Program (ACP). The program's contributions led to developing strategies to increase client acceptance rates and address challenges related to documentation requirements, highlighting DIP's influence in shaping policy and improving program accessibility.</p> <p>Expanding its educational offerings, DIP introduced workshops on setting up online shops and website design, directly responding to the evolving needs of clients aiming to enhance their digital skills for entrepreneurial endeavors. The positive feedback from participants underscored the value of these sessions. DIP's ongoing collaboration with Outreach Programs US and local community initiatives, such as enhancing Wi-Fi accessibility at the Haitian Church in City Heights, underscored its commitment to broadening digital access and literacy. The program's proactive engagement with local, state, and federal officials, along with active participation in the National Digital Inclusion Alliance (NDIA), positioned DIP as a key stakeholder in the discourse on Broadband and Digital Equity (BEAD) funding.</p> <p>DIP's journey through this grant year exemplifies resilience, collaboration, and a deep commitment to digital inclusion, setting a robust foundation for future endeavors and furthering the mission of bridging the digital divide for communities in need.</p>	



U.S. Department of Housing and Urban Development
 Office of Community Planning and Development
 Integrated Disbursement and Information System
 CDBG Activity Summary Report (GPR) for Program Year 2023
 SAN DIEGO

Date: 25-Sep-2024
 Time: 19:38
 Page: 198

PGM Year:	2020		
Project:	0014 - CDBG-CV Related		
IDIS Activity:	7651 - EPILEPSY SOCIETY SD-EFSDC COVID RELIEF-CV20		
Status:	Canceled 8/29/2023 12:11:44 PM	Objective:	Create suitable living environments
Location:	2055 El Cajon Blvd San Diego, CA 92104-1091	Outcome:	Availability/accessibility
		Matrix Code:	Health Services (05M) National Objective: LMC

Activity to prevent, prepare for, and respond to Coronavirus: Yes

Initial Funding Date: 07/25/2022

Description:
 The EFSDC COVID Relief Program will provide Spanish-language case management and transportation services to LMI individuals with epilepsy who reside in the City of San Diego and have been negatively impacted by COVID-19.82923 - Cancelled project as organization release their CDBG-CV funding allocation back for reprogramming - ANC

Financing
 No data returned for this view. This might be because the applied filter excludes all data.

Proposed Accomplishments

People (General) : 400

Actual Accomplishments

Number assisted:

	Owner		Renter		Total		Person	
	Total	Hispanic	Total	Hispanic	Total	Hispanic	Total	Hispanic
White:	0	0	0	0	0	0		0
Black/African American:	0	0	0	0	0	0	0	0
Asian:	0	0	0	0	0	0	0	0
American Indian/Alaskan Native:	0	0	0	0	0	0	0	0
Native Hawaiian/Other Pacific Islander:	0	0	0	0	0	0	0	0
American Indian/Alaskan Native & White:	0	0	0	0	0	0	0	0
Asian White:	0	0	0	0	0	0	0	0
Black/African American & White:	0	0	0	0	0	0	0	0
American Indian/Alaskan Native & Black/African American:	0	0	0	0	0	0	0	0



U.S. Department of Housing and Urban Development
 Office of Community Planning and Development
 Integrated Disbursement and Information System
 CDBG Activity Summary Report (GPR) for Program Year 2023
 SAN DIEGO

Date: 25-Sep-2024
 Time: 19:38
 Page: 199

Other multi-racial:	0	0	0	0	0	0	0	0
Asian/Pacific Islander:	0	0	0	0	0	0	0	0
Hispanic:	0	0	0	0	0	0	0	0
Total:	0	0	0	0	0	0	0	0

Female-headed Households: 0 0 0

Income Category:

	Owner	Renter	Total	Person
Extremely Low	0	0	0	0
Low Mod	0	0	0	0
Moderate	0	0	0	0
Non Low Moderate	0	0	0	0
Total	0	0	0	0

Percent Low/Mod

Annual Accomplishments

No data returned for this view. This might be because the applied filter excludes all data.



U.S. Department of Housing and Urban Development
 Office of Community Planning and Development
 Integrated Disbursement and Information System
 CDBG Activity Summary Report (GPR) for Program Year 2023
 SAN DIEGO

Date: 25-Sep-2024
 Time: 19:38
 Page: 200

PGM Year:	2020	Objective:	Create suitable living environments
Project:	0014 - CDBG-CV Related	Outcome:	Availability/accessibility
IDIS Activity:	7652 - URBAN LIFE-COVID 19 UCAN-CV20	Matrix Code:	Youth Services (05D)
Status:	Open	National Objective:	LMC
Location:	5202 Orange Ave San Diego, CA 92115-6014		

Activity to prevent, prepare for, and respond to Coronavirus: Yes

Initial Funding Date: 07/25/2022

Description:
 The Covid-19 UCAN: Bridging Educational Gaps project will provide a new and enhanced safe after school tutoring program and in-school academic counseling program to LMI students who reside in the City of San Diego and have been negatively impacted by COVID-19. Specifically, the project will monitor the academic progress of student-athletes and/or learning loss associated with the previous cycle of distance learning.

Financing

	Fund Type	Grant Year	Grant	Funded Amount	Drawn In Program Year	Drawn Thru Program Year
CDBG	EN	2018	B18MC060542	\$15,772.50	\$13,384.90	\$13,384.90
	PI			\$136,547.50	\$109,362.84	\$125,135.34
Total	Total			\$152,320.00	\$122,747.74	\$138,520.24

Proposed Accomplishments

People (General) : 200

Actual Accomplishments

Number assisted:

	Owner		Renter		Total		Person	
	Total	Hispanic	Total	Hispanic	Total	Hispanic	Total	Hispanic
White:	0	0	0	0	0	0		0
Black/African American:	0	0	0	0	0	0	0	0
Asian:	0	0	0	0	0	0	0	0
American Indian/Alaskan Native:	0	0	0	0	0	0	0	0
Native Hawaiian/Other Pacific Islander:	0	0	0	0	0	0	0	0
American Indian/Alaskan Native & White:	0	0	0	0	0	0	0	0
Asian White:	0	0	0	0	0	0	0	0
Black/African American & White:	0	0	0	0	0	0	0	0
American Indian/Alaskan Native & Black/African American:	0	0	0	0	0	0	0	0
Other multi-racial:	0	0	0	0	0	0	0	0
Asian/Pacific Islander:	0	0	0	0	0	0	0	0



U.S. Department of Housing and Urban Development
 Office of Community Planning and Development
 Integrated Disbursement and Information System
 CDBG Activity Summary Report (GPR) for Program Year 2023
 SAN DIEGO

Date: 25-Sep-2024
 Time: 19:38
 Page: 201

Hispanic:	0	0	0	0	0	0	0	0
Total:	0	0	0	0	0	0	0	0

Female-headed Households: 0 0 0

Income Category:

	Owner	Renter	Total	Person
Extremely Low	0	0	0	0
Low Mod	0	0	0	0
Moderate	0	0	0	0
Non Low Moderate	0	0	0	0
Total	0	0	0	0

Percent Low/Mod

Annual Accomplishments

No data returned for this view. This might be because the applied filter excludes all data.



U.S. Department of Housing and Urban Development
 Office of Community Planning and Development
 Integrated Disbursement and Information System
 CDBG Activity Summary Report (GPR) for Program Year 2023
 SAN DIEGO

Date: 25-Sep-2024
 Time: 19:38
 Page: 202

PGM Year: 2021
Project: 0004 - Economic Development
IDIS Activity: 7653 - CHCDC-MICRO ENTERPRISE SUCCESS-22
Status: Completed 4/11/2024 12:00:00 AM
Location: 4001 El Cajon Blvd San Diego, CA 92105-1110
Objective: Create economic opportunities
Outcome: Availability/accessibility
Matrix Code: Micro-Enterprise Assistance (18C) **National Objective:** LMCMC

Activity to prevent, prepare for, and respond to Coronavirus: No

Initial Funding Date: 07/07/2022

Description:
 The City Heights Community Development Corporation Micro-Enterprise Success Project is an initiative to assist low- to moderate-income residents create new, and expand existing, micro-enterprises in the City of San Diego.

Financing

	Fund Type	Grant Year	Grant	Funded Amount	Drawn In Program Year	Drawn Thru Program Year
CDBG	PI			\$179,480.45	\$160,224.07	\$179,480.45
Total	Total			\$179,480.45	\$160,224.07	\$179,480.45

Proposed Accomplishments

Businesses : 60

Actual Accomplishments

Number assisted:

	Owner		Renter		Total		Person	
	Total	Hispanic	Total	Hispanic	Total	Hispanic	Total	Hispanic
White:	0	0	0	0	0	0	6	2
Black/African American:	0	0	0	0	0	0	7	0
Asian:	0	0	0	0	0	0	33	0
American Indian/Alaskan Native:	0	0	0	0	0	0	0	0
Native Hawaiian/Other Pacific Islander:	0	0	0	0	0	0	0	0
American Indian/Alaskan Native & White:	0	0	0	0	0	0	0	0
Asian White:	0	0	0	0	0	0	0	0
Black/African American & White:	0	0	0	0	0	0	1	0
American Indian/Alaskan Native & Black/African American:	0	0	0	0	0	0	0	0
Other multi-racial:	0	0	0	0	0	0	16	13
Asian/Pacific Islander:	0	0	0	0	0	0	0	0
Hispanic:	0	0	0	0	0	0	0	0



U.S. Department of Housing and Urban Development
 Office of Community Planning and Development
 Integrated Disbursement and Information System
 CDBG Activity Summary Report (GPR) for Program Year 2023
 SAN DIEGO

Date: 25-Sep-2024
 Time: 19:38
 Page: 203

Total:	0	0	0	0	0	0	63	15	
Female-headed Households:	0		0		0				
<i>Income Category:</i>									
	Owner	Renter	Total						Person
Extremely Low	0	0	0						27
Low Mod	0	0	0						19
Moderate	0	0	0						17
Non Low Moderate	0	0	0						0
Total	0	0	0						63
Percent Low/Mod									100.0%

Annual Accomplishments

Years	Accomplishment Narrative	# Benefiting
2021		
2022	<p>FY 2023 Closeout: The Micro-enterprise Success Project conducted outreach to local businesses by talking directly to individual business owners, attending community meetings, and talking to community partners to engage participants for program enrollment. One-on-one meetings were conducted. On-going technical support, referrals, follow-ups, and coaching on how to manage and maintain a long-term business operation was provided to individual program participants. Business progress was monitored and business retention follow-ups were conducted through phone calls and site visits on a monthly basis, or as needed, for at least 12 months after services were completed. Throughout the grant period, City Heights Community Development Corporation hosted a variety of events such as Cambodian, Thai and Laos New Year, San Diego Street Food Fest, and Winter Extravaganza. These events provided opportunity for program participants to generate extra income and be exposed to bigger audiences. Participants reported that the events resulted in an increase of their business revenue.</p> <p>During the period of 01/01/22-06/30/23, a total of sixty-three (63) unduplicated LMC individuals were served, a total of fourteen (14) microenterprise businesses were established, and a total of forty-six (46) existing microenterprise businesses were established. Of the sixty (60) microenterprise businesses assisted, a total of fifty (50) microenterprise businesses assisted were minority-owned businesses and thirty-five (35) were women-owned businesses. A total of two hundred and twenty-seven (227) One-on-One Technical Assistance sessions were conducted with clients.</p>	



U.S. Department of Housing and Urban Development
 Office of Community Planning and Development
 Integrated Disbursement and Information System
 CDBG Activity Summary Report (GPR) for Program Year 2023
 SAN DIEGO

Date: 25-Sep-2024
 Time: 19:38
 Page: 204

PGM Year: 2021
Project: 0004 - Economic Development
IDIS Activity: 7654 - SWCC-BUSINESS BASICS AND ENTREPRENEURSHIP-22
Status: Open
Location: 880 National City Blvd National City, CA 91950-3263
Objective: Create economic opportunities
Outcome: Availability/accessibility
Matrix Code: Micro-Enterprise Assistance (18C) **National Objective:** LMCMC

Activity to prevent, prepare for, and respond to Coronavirus: No

Initial Funding Date: 07/21/2022

Description:

The program will be a focus will be a combination of intensive trainings and one-on-one business counseling. In addition, the program will provide a multi-week program in Spanish to assist with the set-up and licensing of in-home daycare businesses.

Financing

	Fund Type	Grant Year	Grant	Funded Amount	Drawn In Program Year	Drawn Thru Program Year
CDBG	EN	2018	B18MC060542	\$205,453.76	\$98,125.14	\$205,453.76
		2019	B19MC060542	\$54,834.92	\$53,481.52	\$53,481.52
	PI			\$76,855.32	\$52,553.81	\$76,855.32
Total	Total			\$337,144.00	\$204,160.47	\$335,790.60

Proposed Accomplishments

Businesses : 30

Actual Accomplishments

Number assisted:

	Owner		Renter		Total		Person	
	Total	Hispanic	Total	Hispanic	Total	Hispanic	Total	Hispanic
White:	0	0	0	0	0	0	0	0
Black/African American:	0	0	0	0	0	0	0	0
Asian:	0	0	0	0	0	0	0	0
American Indian/Alaskan Native:	0	0	0	0	0	0	0	0
Native Hawaiian/Other Pacific Islander:	0	0	0	0	0	0	0	0
American Indian/Alaskan Native & White:	0	0	0	0	0	0	0	0
Asian White:	0	0	0	0	0	0	0	0
Black/African American & White:	0	0	0	0	0	0	0	0
American Indian/Alaskan Native & Black/African American:	0	0	0	0	0	0	0	0
Other multi-racial:	0	0	0	0	0	0	0	0
Asian/Pacific Islander:	0	0	0	0	0	0	0	0



U.S. Department of Housing and Urban Development
 Office of Community Planning and Development
 Integrated Disbursement and Information System
 CDBG Activity Summary Report (GPR) for Program Year 2023
 SAN DIEGO

Date: 25-Sep-2024
 Time: 19:38
 Page: 205

Hispanic:	0	0	0	0	0	0	0	0	0
Total:	0	0	0	0	0	0	0	0	0

Female-headed Households: 0 0 0 0

Income Category:

	Owner	Renter	Total	Person
Extremely Low	0	0	0	0
Low Mod	0	0	0	0
Moderate	0	0	0	0
Non Low Moderate	0	0	0	0
Total	0	0	0	0

Percent Low/Mod

Annual Accomplishments

No data returned for this view. This might be because the applied filter excludes all data.



U.S. Department of Housing and Urban Development
 Office of Community Planning and Development
 Integrated Disbursement and Information System
 CDBG Activity Summary Report (GPR) for Program Year 2023
 SAN DIEGO

Date: 25-Sep-2024
 Time: 19:38
 Page: 206

PGM Year: 2021
Project: 0004 - Economic Development
IDIS Activity: 7655 - IRC-PROJECT LEAP-22
Status: Completed 8/21/2024 12:00:00 AM
Location: 5348 University Ave San Diego, CA 92105-8025
Objective: Create economic opportunities
Outcome: Availability/accessibility
Matrix Code: Micro-Enterprise Assistance (18C) **National Objective:** LMCMC

Activity to prevent, prepare for, and respond to Coronavirus: No

Initial Funding Date: 07/07/2022

Description:

The FY2022 LEAP Project will continue to support LMI residents of San Diego in starting and strengthening microenterprises through workshop trainings and technical assistance offerings.

Financing

	Fund Type	Grant Year	Grant	Funded Amount	Drawn In Program Year	Drawn Thru Program Year
CDBG	EN	2018	B18MC060542	\$40,165.46	\$40,165.46	\$40,165.46
	PI			\$169,455.59	\$111,757.24	\$169,455.59
Total	Total			\$209,621.05	\$151,922.70	\$209,621.05

Proposed Accomplishments

Businesses : 70

Actual Accomplishments

Number assisted:

	Owner		Renter		Total		Person	
	Total	Hispanic	Total	Hispanic	Total	Hispanic	Total	Hispanic
White:	0	0	0	0	0	0	44	28
Black/African American:	0	0	0	0	0	0	60	1
Asian:	0	0	0	0	0	0	9	0
American Indian/Alaskan Native:	0	0	0	0	0	0	1	0
Native Hawaiian/Other Pacific Islander:	0	0	0	0	0	0	1	0
American Indian/Alaskan Native & White:	0	0	0	0	0	0	0	0
Asian White:	0	0	0	0	0	0	0	0
Black/African American & White:	0	0	0	0	0	0	1	0
American Indian/Alaskan Native & Black/African American:	0	0	0	0	0	0	0	0
Other multi-racial:	0	0	0	0	0	0	19	16
Asian/Pacific Islander:	0	0	0	0	0	0	0	0



U.S. Department of Housing and Urban Development
 Office of Community Planning and Development
 Integrated Disbursement and Information System
 CDBG Activity Summary Report (GPR) for Program Year 2023
 SAN DIEGO

Date: 25-Sep-2024
 Time: 19:38
 Page: 207

Hispanic:	0	0	0	0	0	0	0	0	0
Total:	0	0	0	0	0	0	0	135	45

Female-headed Households: 0 0 0 0

Income Category:

	Owner	Renter	Total	Person
Extremely Low	0	0	0	87
Low Mod	0	0	0	27
Moderate	0	0	0	21
Non Low Moderate	0	0	0	0
Total	0	0	0	135
Percent Low/Mod	100.0%			

Annual Accomplishments

Years	Accomplishment Narrative	# Benefitting
2021	<p>With the help of CDBG funds, the IRC LEAP Project was able to provide a series of training sessions, provided one-on-one business advising, and helped clients access capital, mainly in the form of microloans and grants, after the COVID-19 pandemic. This year's primary focus was on aiding small businesses in their recovery from the pandemic in various ways. This began with the Resiliency Bootcamp, which concentrated on digital and financial literacy and enhanced online presence. As was observed during the pandemic, most small businesses did not have proper financial records for their businesses. Those clients who took part in the resilience boot camp training were better prepared to establish sound bookkeeping systems for their businesses to monitor their operations. Additionally, they developed skills to become lender-ready, making it easier for them to access more financial resources and expand their businesses. Moreover, they assisted businesses in applying for COVID-19 relief through local, state, federal, and private funding. On a local level, clients who attended training sessions in languages other than English were eligible to participate in California's State startup SEED program through the Small Business Development Center. IRC assisted with applications for the California Relief Grant and SBA-backed microloans through IRC's CDFI program. These funds played a vital role in helping some small businesses recover after the pandemic. IRC continued our partnership with the San Diego Chamber of Commerce, which provided funds to purchase computers to distribute to clients who attended the resilience boot camp training sessions to continue improving their business financial record-keeping. IRC also continued training events such as our Business Women in Action Program, Cottage Food Operations Cohorts, and STEPS Childcare Programs. These programs primarily served women and either strengthened their existing businesses or helped them to start new ones post-COVID-19 pandemic.</p>	



U.S. Department of Housing and Urban Development
 Office of Community Planning and Development
 Integrated Disbursement and Information System
 CDBG Activity Summary Report (GPR) for Program Year 2023
 SAN DIEGO

Date: 25-Sep-2024
 Time: 19:38
 Page: 208

PGM Year: 2021
Project: 0004 - Economic Development
IDIS Activity: 7656 - AAA-LMI ENTREPRENUR ASSISTANCE-22
Status: Completed 4/8/2024 12:00:00 AM
Location: 5952 El Cajon Blvd San Diego, CA 92115-3828
Objective: Create economic opportunities
Outcome: Availability/accessibility
Matrix Code: Micro-Enterprise Assistance (18C) **National Objective:** LMCMC

Activity to prevent, prepare for, and respond to Coronavirus: No

Initial Funding Date: 07/07/2022

Description:

The Alliance for African Assistance is proposing to continue implementing its LowMedium Income Entrepreneur Assistance Program (LEAP).

Financing

	Fund Type	Grant Year	Grant	Funded Amount	Drawn In Program Year	Drawn Thru Program Year
CDBG	EN	2017	B17MC060542	\$42,474.74	\$42,474.74	\$42,474.74
		2018	B18MC060542	\$7,346.80	\$7,346.80	\$7,346.80
	PI			\$137,100.54	\$56,846.78	\$137,100.54
Total	Total			\$186,922.08	\$106,668.32	\$186,922.08

Proposed Accomplishments

Businesses : 45

Actual Accomplishments

Number assisted:

	Owner		Renter		Total		Person	
	Total	Hispanic	Total	Hispanic	Total	Hispanic	Total	Hispanic
White:	0	0	0	0	0	0	22	0
Black/African American:	0	0	0	0	0	0	2	0
Asian:	0	0	0	0	0	0	3	0
American Indian/Alaskan Native:	0	0	0	0	0	0	0	0
Native Hawaiian/Other Pacific Islander:	0	0	0	0	0	0	0	0
American Indian/Alaskan Native & White:	0	0	0	0	0	0	0	0
Asian White:	0	0	0	0	0	0	3	0
Black/African American & White:	0	0	0	0	0	0	1	0
American Indian/Alaskan Native & Black/African American:	0	0	0	0	0	0	0	0
Other multi-racial:	0	0	0	0	0	0	0	0
Asian/Pacific Islander:	0	0	0	0	0	0	0	0



U.S. Department of Housing and Urban Development
 Office of Community Planning and Development
 Integrated Disbursement and Information System
 CDBG Activity Summary Report (GPR) for Program Year 2023
 SAN DIEGO

Date: 25-Sep-2024
 Time: 19:38
 Page: 209

Hispanic:	0	0	0	0	0	0	0	0
Total:	0	0	0	0	0	0	31	0

Female-headed Households: 0 0 0

Income Category:

	Owner	Renter	Total	Person
Extremely Low	0	0	0	17
Low Mod	0	0	0	12
Moderate	0	0	0	2
Non Low Moderate	0	0	0	0
Total	0	0	0	31
Percent Low/Mod				100.0%

Annual Accomplishments

Years	Accomplishment Narrative	# Benefitting
2022	<p>FY 2023 Closeout: LMI Entrepreneur Assistance Program provided various services to assist City of San Diego residents with starting their own microenterprise business. These activities included: 20 hours of financial literacy one-on-one classes; developing a business plan; initial capital planning and budgeting for every startup; and marketing/website development using social media and business cards. These activities and much more have benefited the clients and some successfully established their microenterprise business. Examples are as follows: 1) One client established an LLC and established a business that produced engraved decorative pieces. The client had many years of work experience in this line and has done it in his home country. He rented a shared commercial unit to start his business. 2) Another client established an in-home childcare business and has four children enrolled. 3) Another client is in the process of starting an on-line, web-based Travel Agency.</p> <p>During the period of 01/01/22-06/30/23, a total of thirty-one (31) unduplicated LMC individuals were served, a total of fifteen (15) microenterprise businesses were established, and a total of six (6) existing microenterprise businesses were established. Of the twenty-one (21) microenterprise businesses assistance, a total of seven (7) were women-owned businesses. A total of one-hundred thirty (130) One-on-One Technical Assistance sessions were conducted with clients.</p>	



U.S. Department of Housing and Urban Development
 Office of Community Planning and Development
 Integrated Disbursement and Information System
 CDBG Activity Summary Report (GPR) for Program Year 2023
 SAN DIEGO

Date: 25-Sep-2024
 Time: 19:38
 Page: 210

PGM Year: 2022
Project: 0002 - Workforce Development
IDIS Activity: 7666 - KITCHENS 4 GOOD-PROJECT LAUNCH-23
Status: Completed 3/27/2024 12:00:00 AM
Location: 2799 Health Center Dr San Diego, CA 92123-2708
Objective: Create suitable living environments
Outcome: Availability/accessibility
Matrix Code: Employment Training (05H) **National Objective:** LMC

Activity to prevent, prepare for, and respond to Coronavirus: No

Initial Funding Date: 02/15/2023

Description:

Project Launch provides a trauma-informed and rigorous apprenticeship curriculum to prepare LMI San Diegans with barriers to employment for stable and upwardly mobile careers in the hospitality and food service industry.

Financing

	Fund Type	Grant Year	Grant	Funded Amount	Drawn In Program Year	Drawn Thru Program Year
CDBG	EN	2022	B22MC060542	\$112,688.86	\$112,688.86	\$112,688.86
	PI			\$7,311.14	\$7,311.14	\$7,311.14
Total	Total			\$120,000.00	\$120,000.00	\$120,000.00

Proposed Accomplishments

People (General) : 120

Actual Accomplishments

Number assisted:

	Owner		Renter		Total		Person	
	Total	Hispanic	Total	Hispanic	Total	Hispanic	Total	Hispanic
White:	0	0	0	0	0	0	34	11
Black/African American:	0	0	0	0	0	0	21	0
Asian:	0	0	0	0	0	0	3	0
American Indian/Alaskan Native:	0	0	0	0	0	0	2	1
Native Hawaiian/Other Pacific Islander:	0	0	0	0	0	0	4	1
American Indian/Alaskan Native & White:	0	0	0	0	0	0	0	0
Asian White:	0	0	0	0	0	0	1	0
Black/African American & White:	0	0	0	0	0	0	0	0
American Indian/Alaskan Native & Black/African American:	0	0	0	0	0	0	0	0
Other multi-racial:	0	0	0	0	0	0	28	24
Asian/Pacific Islander:	0	0	0	0	0	0	0	0



U.S. Department of Housing and Urban Development
 Office of Community Planning and Development
 Integrated Disbursement and Information System
 CDBG Activity Summary Report (GPR) for Program Year 2023
 SAN DIEGO

Date: 25-Sep-2024
 Time: 19:38
 Page: 211

Hispanic:	0	0	0	0	0	0	0	0	0
Total:	0	0	0	0	0	0	0	93	37
Female-headed Households:	0		0		0				
<i>Income Category:</i>									
	Owner	Renter	Total	Person					
Extremely Low	0	0	0	85					
Low Mod	0	0	0	5					
Moderate	0	0	0	3					
Non Low Moderate	0	0	0	0					
Total	0	0	0	93					
Percent Low/Mod				100.0%					

Annual Accomplishments

<u>Years</u>	<u>Accomplishment Narrative</u>	<u># Benefitting</u>
2022	<p>FY 2023 Closeout: CDBG funding supported the Project Launch Apprenticeship Program, a state- certified apprenticeship program that benefits low- and moderate-income (LMI) City of San Diego residents with incomes below 50% of the area median income. Project Launch combines 12 weeks (360 hours) of hands-on culinary, baking, and foodservice management training with life skills instruction, career coaching, and job placement. The program offered up to 2,460 hours of paid, on-the-job training leading to apprenticeship certification with an Employer Partner. Apprentices began with 10-weeks (290 hours) of full-time training. After successful completion, apprentices transitioned to on-the-job training with an employer partner. While working, apprentices completed an additional 70 hours of professional development workshops at Kitchens for Good to help them build their skills and make the most of their on-the-job training. In order to graduate, Apprentices were required to either complete 2,460 hours of paid, on-the-job training or pass a rigorous test proving an equivalent mastery of core competencies.</p> <p>During the grant period, the project enrolled seventy-eight (78) LMI City of San Diego residents as apprentices in Project Launch. This is a 66% increase over the prior fiscal year. After completing the first 10 weeks, thirty-five (35) LMI City of San Diego apprentices obtained employment at top restaurants and hotels to complete their on-the-job training. Employers included Island Palms Hotel & Marina, Island Prime, Town and Country Resort, Hotel del Coronado, La Valencia Hotel, Hob Knob Hill, Petco Park, Bahia Resort Hotel, and Continental Catering.</p>	



U.S. Department of Housing and Urban Development
 Office of Community Planning and Development
 Integrated Disbursement and Information System
 CDBG Activity Summary Report (GPR) for Program Year 2023
 SAN DIEGO

Date: 25-Sep-2024
 Time: 19:38
 Page: 212

PGM Year: 2022
Project: 0002 - Workforce Development
IDIS Activity: 7667 - SD CONT EDUC-GATEWAY-23
Status: Completed 8/20/2024 12:00:00 AM
Location: 4343 Ocean View Blvd San Diego, CA 92113-1915
Objective: Create suitable living environments
Outcome: Availability/accessibility
Matrix Code: Employment Training (05H) **National Objective:** LMC

Activity to prevent, prepare for, and respond to Coronavirus: No

Initial Funding Date: 02/15/2023

Description:
 San Diego Gateway to College and Career-Foster Youth will support 30 former and current transition-aged foster youth in obtaining their professional certificates (and high school diploma or equivalency as needed) to win jobs in high-demand, high-wage career paths leading to sustainable living wages.

Financing

	Fund Type	Grant Year	Grant	Funded Amount	Drawn In Program Year	Drawn Thru Program Year
CDBG	EN	2022	B22MC060542	\$10,476.54	\$10,476.54	\$10,476.54
	PI			\$28,628.93	\$28,628.93	\$28,628.93
Total	Total			\$39,105.47	\$39,105.47	\$39,105.47

Proposed Accomplishments

People (General) : 30

Actual Accomplishments

Number assisted:

	Owner		Renter		Total		Person	
	Total	Hispanic	Total	Hispanic	Total	Hispanic	Total	Hispanic
White:	0	0	0	0	0	0	10	7
Black/African American:	0	0	0	0	0	0	1	0
Asian:	0	0	0	0	0	0	1	0
American Indian/Alaskan Native:	0	0	0	0	0	0	0	0
Native Hawaiian/Other Pacific Islander:	0	0	0	0	0	0	0	0
American Indian/Alaskan Native & White:	0	0	0	0	0	0	0	0
Asian White:	0	0	0	0	0	0	0	0
Black/African American & White:	0	0	0	0	0	0	3	3
American Indian/Alaskan Native & Black/African American:	0	0	0	0	0	0	0	0
Other multi-racial:	0	0	0	0	0	0	2	2
Asian/Pacific Islander:	0	0	0	0	0	0	0	0



U.S. Department of Housing and Urban Development
 Office of Community Planning and Development
 Integrated Disbursement and Information System
 CDBG Activity Summary Report (GPR) for Program Year 2023
 SAN DIEGO

Date: 25-Sep-2024
 Time: 19:38
 Page: 213

Hispanic:	0	0	0	0	0	0	0	0
Total:	0	0	0	0	0	0	17	12

Female-headed Households: 0 0 0 0

Income Category:

	Owner	Renter	Total	Person
Extremely Low	0	0	0	9
Low Mod	0	0	0	7
Moderate	0	0	0	1
Non Low Moderate	0	0	0	0
Total	0	0	0	17
Percent Low/Mod				100.0%

Annual Accomplishments

Years	Accomplishment Narrative	# Benefitting
2022	<p>The San Diego Gateway to College and Career- Foster Youth project served transition-aged foster youth between 18 and 24 years old, who are residents of San Diego and are low-to-moderate income. SDCCE program participants are generally 27% African American/Black, 64% Hispanic/Latino, 3% Asian, and 3% Native American. 48% of participants are male, 51% are female, and 1% are transgender. 58% of participants have not finished high school, 33% are homeless or runaways, 33% are parents or are pregnant, 55% have a documented disability, 21% are justice-involved, and 24% have a current or history of substance abuse.</p> <p>A total of 17 unduplicated individuals were provided with new or continued access to high school diploma, HiSet, and GED courses, college and career readiness courses, CTE courses, apprenticeships, internships, job placement services, case management, and workshops for the purpose of creating a stable living environment.</p>	



U.S. Department of Housing and Urban Development
 Office of Community Planning and Development
 Integrated Disbursement and Information System
 CDBG Activity Summary Report (GPR) for Program Year 2023
 SAN DIEGO

Date: 25-Sep-2024
 Time: 19:38
 Page: 214

PGM Year:	2022	Objective:	Create suitable living environments
Project:	0002 - Workforce Development	Outcome:	Availability/accessibility
IDIS Activity:	7668 - WORKSHOPS 4 WARRIORS-EMP TRG-23	Matrix Code:	Employment Training (05H)
Status:	Completed 3/27/2024 12:00:00 AM	National Objective:	LMC
Location:	2790 Main St San Diego, CA 92113-3712		

Activity to prevent, prepare for, and respond to Coronavirus: No

Initial Funding Date: 09/06/2022

Description:

Workshops for Warriors project seeks to replace antiquated computer workstations that will ensure low income San Diego veterans sustain access to advanced manufacturing training and opportunities for middle income employment.

Financing

	Fund Type	Grant Year	Grant	Funded Amount	Drawn In Program Year	Drawn Thru Program Year
CDBG	EN	2016	B16MC060542	\$29,409.82	\$29,409.82	\$29,409.82
		2017	B17MC060542	\$5,181.94	\$5,181.94	\$5,181.94
		2018	B18MC060542	\$117,642.85	\$117,642.85	\$117,642.85
		2019	B19MC060542	\$107,765.39	\$107,765.39	\$107,765.39
Total	Total			\$260,000.00	\$260,000.00	\$260,000.00

Proposed Accomplishments

People (General) : 54

Actual Accomplishments

Number assisted:

	Owner		Renter		Total		Person	
	Total	Hispanic	Total	Hispanic	Total	Hispanic	Total	Hispanic
White:	0	0	0	0	0	0	45	11
Black/African American:	0	0	0	0	0	0	3	0
Asian:	0	0	0	0	0	0	1	0
American Indian/Alaskan Native:	0	0	0	0	0	0	1	0
Native Hawaiian/Other Pacific Islander:	0	0	0	0	0	0	0	0
American Indian/Alaskan Native & White:	0	0	0	0	0	0	0	0
Asian White:	0	0	0	0	0	0	0	0
Black/African American & White:	0	0	0	0	0	0	0	0
American Indian/Alaskan Native & Black/African American:	0	0	0	0	0	0	0	0
Other multi-racial:	0	0	0	0	0	0	16	16



U.S. Department of Housing and Urban Development
 Office of Community Planning and Development
 Integrated Disbursement and Information System
 CDBG Activity Summary Report (GPR) for Program Year 2023
 SAN DIEGO

Date: 25-Sep-2024
 Time: 19:38
 Page: 215

Asian/Pacific Islander:	0	0	0	0	0	0	0	0
Hispanic:	0	0	0	0	0	0	0	0
Total:	0	0	0	0	0	0	66	27
Female-headed Households:	0		0		0			

Income Category:

	Owner	Renter	Total	Person
Extremely Low	0	0	0	23
Low Mod	0	0	0	24
Moderate	0	0	0	14
Non Low Moderate	0	0	0	5
Total	0	0	0	66
Percent Low/Mod				92.4%

Annual Accomplishments

Years	Accomplishment Narrative	# Benefitting
2022	<p>FY 2023 Closeout: Workshops for Warriors Advanced Manufacturing Training for Young Veterans provides accredited advanced manufacturing education, job placement and mentoring to transitioning military, low-income veterans and wounded warriors. The training is accelerated and, what would normally take years of schooling, is compressed into 16-week training sessions. The Workshop for Warrior Student Computers project used CDBG Funds to achieve the following outcomes listed below.</p> <p>Computer Procurement and Setup: To sustain the existing capacity of the Advanced Manufacturing Training for Young Veterans, Workshops for Warriors procured 22 replacement computer workstations for students through CDBG funds. Upon award, Workshops for Warriors sourced the computers through Dell as Dell provides a 5-year service agreement and warranty. Workshops for Warriors' IT Manager set up the computer workstations with the software programs on which the students need to train. Computer Setup was supported with non-CDBG funds.</p> <p>Training Curriculum: A total of one hundred forty-three (143) veterans received training, utilizing the new computers at Workshops for Warriors' headquarters. The computers purchased through CDBG funds was used to train a total of 66 unduplicated clients reflecting CDBG's target demographics. Each student will receive 640 hours of machining or welding education. The 16-week training module includes certification in nationally recognized standards of the American Welding Society, National Institute for Metalworking Skills (NIMS), Mastercam University, and SolidWorks. Workshops for Warriors hosted 18 job skills training courses and conducting 3 graduation ceremonies. Instruction of the training curriculum was supported with non-CDBG funds.</p> <p>Career Services: Career services and job search assistance was provided to the students through hiring events, workshops, and career fairs. Workshops for Warriors hosted three hiring events. All services were offered weekdays from 7:30 AM to 4:30 PM and held at the headquarters. Career Services was supported with non-CDBG funds.</p>	



U.S. Department of Housing and Urban Development
 Office of Community Planning and Development
 Integrated Disbursement and Information System
 CDBG Activity Summary Report (GPR) for Program Year 2023
 SAN DIEGO

Date: 25-Sep-2024
 Time: 19:38
 Page: 216

PGM Year: 2022
Project: 0003 - Community and Public Services
IDIS Activity: 7669 - ACCESS YOUTH ACADEMY-23
Status: Completed 8/21/2024 12:00:00 AM
Location: 704 Euclid Ave San Diego, CA 92114-1014
Objective: Create suitable living environments
Outcome: Availability/accessibility
Matrix Code: Other Public Services Not Listed in 05A-05Y, 03T (05Z) **National Objective:** LMC

Activity to prevent, prepare for, and respond to Coronavirus: No

Initial Funding Date: 02/15/2023

Description:
 Access Youth Academy's mission is to transform the lives of underserved youth through academic enrichment, health and wellness, social responsibility, and leadership development using the sport of squash as a catalyst.

Financing

	Fund Type	Grant Year	Grant	Funded Amount	Drawn In Program Year	Drawn Thru Program Year
CDBG	EN	2022	B22MC060542	\$91,666.64	\$83,333.31	\$91,666.64
	PI			\$8,333.34	\$8,333.34	\$8,333.34
Total	Total			\$99,999.98	\$91,666.65	\$99,999.98

Proposed Accomplishments

People (General) : 250

Actual Accomplishments

Number assisted:

	Owner		Renter		Total		Person	
	Total	Hispanic	Total	Hispanic	Total	Hispanic	Total	Hispanic
White:	0	0	0	0	0	0	61	47
Black/African American:	0	0	0	0	0	0	89	4
Asian:	0	0	0	0	0	0	38	1
American Indian/Alaskan Native:	0	0	0	0	0	0	0	0
Native Hawaiian/Other Pacific Islander:	0	0	0	0	0	0	1	0
American Indian/Alaskan Native & White:	0	0	0	0	0	0	2	2
Asian White:	0	0	0	0	0	0	1	0
Black/African American & White:	0	0	0	0	0	0	2	0
American Indian/Alaskan Native & Black/African American:	0	0	0	0	0	0	0	0
Other multi-racial:	0	0	0	0	0	0	91	44
Asian/Pacific Islander:	0	0	0	0	0	0	0	0



U.S. Department of Housing and Urban Development
 Office of Community Planning and Development
 Integrated Disbursement and Information System
 CDBG Activity Summary Report (GPR) for Program Year 2023
 SAN DIEGO

Date: 25-Sep-2024
 Time: 19:38
 Page: 217

Hispanic:	0	0	0	0	0	0	0	0
Total:	0	0	0	0	0	0	285	98

Female-headed Households: 0 0 0 0

Income Category:

	Owner	Renter	Total	Person
Extremely Low	0	0	0	144
Low Mod	0	0	0	97
Moderate	0	0	0	27
Non Low Moderate	0	0	0	17
Total	0	0	0	285
Percent Low/Mod				94.0%

Annual Accomplishments

Years	Accomplishment Narrative	# Benefitting
2022	<p>During FY23, funding from CDBG was used to provide academic enrichment, athletic training, college preparation workshops, health and wellness presentations, career pathways presentations, community service events, standardized test preparation, college trips, college readiness workshops, and a summer camp. The Access Youth Academy project targeted students, ages 10-24+, who are residents of the City of San Diego and low- to moderate-income (LMI). Most students come from high-need neighborhoods in Southeastern San Diego and strive to be the first in their families to attend college. Most participants face barriers to success, such as poverty, food insecurity, neighborhood violence, family instability, and more. Students participating in the AYA after-school program were selected via tryouts and self-certified LMI. Students who participated in the PE Program were from schools located in the Promise Zone and within walking distance of the AYA center. A total of 285 unduplicated individuals were provided with the services described herein for the purpose of creating a suitable living environment.</p>	



U.S. Department of Housing and Urban Development
 Office of Community Planning and Development
 Integrated Disbursement and Information System
 CDBG Activity Summary Report (GPR) for Program Year 2023
 SAN DIEGO

Date: 25-Sep-2024
 Time: 19:38
 Page: 218

PGM Year: 2022
Project: 0003 - Community and Public Services
IDIS Activity: 7670 - BAYSIDE COMM CTR-SOCIAL SVCES-23
Status: Completed 4/4/2024 12:00:00 AM
Location: 2202 Comstock St San Diego, CA 92111-6502
Objective: Create suitable living environments
Outcome: Availability/accessibility
Matrix Code: Other Public Services Not Listed in 05A-05Y, 03T (05Z) **National Objective:** LMC

Activity to prevent, prepare for, and respond to Coronavirus: No

Initial Funding Date: 02/15/2023

Description:
 Bayside Community Center proposes the continuation of its Social Services program, consisting of weekly food distributions, case management, daily senior lunch, and monthly food deliveries to homebound seniors, from July 2022 through June 2023.

Financing

	Fund Type	Grant Year	Grant	Funded Amount	Drawn In Program Year	Drawn Thru Program Year
CDBG	EN	2022	B22MC060542	\$117,184.54	\$82,488.61	\$117,184.54
Total	Total			\$117,184.54	\$82,488.61	\$117,184.54

Proposed Accomplishments

People (General) : 275

Actual Accomplishments

Number assisted:

	Owner		Renter		Total		Person	
	Total	Hispanic	Total	Hispanic	Total	Hispanic	Total	Hispanic
White:	0	0	0	0	0	0	187	168
Black/African American:	0	0	0	0	0	0	5	1
Asian:	0	0	0	0	0	0	144	0
American Indian/Alaskan Native:	0	0	0	0	0	0	0	0
Native Hawaiian/Other Pacific Islander:	0	0	0	0	0	0	6	0
American Indian/Alaskan Native & White:	0	0	0	0	0	0	0	0
Asian White:	0	0	0	0	0	0	0	0
Black/African American & White:	0	0	0	0	0	0	0	0
American Indian/Alaskan Native & Black/African American:	0	0	0	0	0	0	0	0
Other multi-racial:	0	0	0	0	0	0	3	1
Asian/Pacific Islander:	0	0	0	0	0	0	0	0
Hispanic:	0	0	0	0	0	0	0	0



U.S. Department of Housing and Urban Development
 Office of Community Planning and Development
 Integrated Disbursement and Information System
 CDBG Activity Summary Report (GPR) for Program Year 2023
 SAN DIEGO

Date: 25-Sep-2024
 Time: 19:38
 Page: 219

Total:	0	0	0	0	0	0	345	170	
Female-headed Households:	0		0		0				
<i>Income Category:</i>									
	Owner	Renter	Total						Person
Extremely Low	0	0	0						306
Low Mod	0	0	0						37
Moderate	0	0	0						2
Non Low Moderate	0	0	0						0
Total	0	0	0						345
Percent Low/Mod									100.0%

Annual Accomplishments

Years	Accomplishment Narrative	# Benefitting
2022	<p>FY 2023 Closeout: The Bayside Community Center Social Service project served three hundred forty-five (345) unduplicated City of San Diego clients during the contract period, which exceeded the contract goal of serving two hundred seventy-five (275) clients.</p> <p>The project delivered food 1x/month to eight (8) homebound clients unable to come to Bayside for food distributions due to COVID concerns, limited mobility, and health risks. Ninety-two (92) home deliveries to duplicated clients were made throughout the 12-month contract period. This enhanced their quality of life by eliminating barriers that otherwise kept them from consuming healthy, fresh food items; non-perishable staples; and items to satisfy dietary restrictions. It also provides a friendly visit from a trusted neighbor at Bayside.</p> <p>The project also hosted weekly and monthly distributions and distributed over 18,000 pounds of produce; nearly 5,000 pounds of recovered bread from a local bakery; more than 3,300 boxes or bags of perishable and/or non-perishable items from partnering institutions; and more than 250 bags of non-perishable food items bagged at Bayside to nearly 3,900 duplicated individuals. Food was also available by appt. There is an enormous boost to recipients' quality of life knowing there is dignified, nutritious food available at least once a week at Bayside.</p> <p>The project also hosted senior lunch M-F at 11:30am in partnership with Jewish Family Service. In FY23, a total of 6,241 duplicated seniors were provided with an average of 520 lunches per month. The program enhanced seniors' quality of life by providing a free, nutritious meal, which removes a barrier to food security while providing a place for participants to socialize.</p> <p>In addition, the project provided Forms/Language Assistance, a unique service that was nearly impossible to find in Linda Vista. Spanish- and Vietnamese-speaking case managers regularly met with clients to fill out applications for social safety nets that inherently improve quality of life, including SSI, Medi-Cal, CalFresh, Section 8, unemployment or disability applications, and K-12 enrollment. Clients' quality of life was improved on both short- and long-term bases through this service, and through the trust they build with the project case managers. Of the three hundred forty-five (345) clients served in FY23, one hundred sixty-six (166) came in initially for forms and language assistance, which is nearly half of all clients seen. This is the most sought after service provided of the four funded by CDBG.</p>	



U.S. Department of Housing and Urban Development
 Office of Community Planning and Development
 Integrated Disbursement and Information System
 CDBG Activity Summary Report (GPR) for Program Year 2023
 SAN DIEGO

Date: 25-Sep-2024
 Time: 19:38
 Page: 220

PGM Year: 2022
Project: 0003 - Community and Public Services
IDIS Activity: 7671 - FAMILY HLTH CTR-SAFE POINT SD-23
Status: Completed 9/15/2023 12:00:00 AM
Location: 823 Gateway Center Way San Diego, CA 92102-4541
Objective: Create suitable living environments
Outcome: Availability/accessibility
Matrix Code: Substance Abuse Services (05F) **National Objective:** LMC

Activity to prevent, prepare for, and respond to Coronavirus: No

Initial Funding Date: 02/15/2023

Description:

Safe Point San Diego (SPSD) is the first and longest-running legally sanctioned syringe service program (SSP) in San Diego, providing harm reduction supplies, education, and lifesaving referrals to low-income San Diegans who inject drugs.

Financing

	Fund Type	Grant Year	Grant	Funded Amount	Drawn In Program Year	Drawn Thru Program Year
CDBG	EN	2022	B22MC060542	\$108,289.18	\$69,216.91	\$108,289.18
Total	Total			\$108,289.18	\$69,216.91	\$108,289.18

Proposed Accomplishments

People (General) : 1,215

Actual Accomplishments

Number assisted:

	Owner		Renter		Total		Person	
	Total	Hispanic	Total	Hispanic	Total	Hispanic	Total	Hispanic
White:	0	0	0	0	0	0	1,114	190
Black/African American:	0	0	0	0	0	0	218	13
Asian:	0	0	0	0	0	0	23	4
American Indian/Alaskan Native:	0	0	0	0	0	0	35	12
Native Hawaiian/Other Pacific Islander:	0	0	0	0	0	0	16	7
American Indian/Alaskan Native & White:	0	0	0	0	0	0	13	4
Asian White:	0	0	0	0	0	0	3	0
Black/African American & White:	0	0	0	0	0	0	11	0
American Indian/Alaskan Native & Black/African American:	0	0	0	0	0	0	7	2
Other multi-racial:	0	0	0	0	0	0	402	255
Asian/Pacific Islander:	0	0	0	0	0	0	0	0
Hispanic:	0	0	0	0	0	0	0	0



U.S. Department of Housing and Urban Development
 Office of Community Planning and Development
 Integrated Disbursement and Information System
 CDBG Activity Summary Report (GPR) for Program Year 2023
 SAN DIEGO

Date: 25-Sep-2024
 Time: 19:38
 Page: 221

Total:	0	0	0	0	0	0	1,842	487	
Female-headed Households:	0		0		0				
<i>Income Category:</i>									
	Owner	Renter	Total						Person
Extremely Low	0	0	0						1,691
Low Mod	0	0	0						83
Moderate	0	0	0						36
Non Low Moderate	0	0	0						32
Total	0	0	0						1,842
Percent Low/Mod									98.3%

Annual Accomplishments

Years	Accomplishment Narrative	# Benefitting
2022	<p>Family Health Centers of San Diego's (FHCS) Safe Point San Diego (SPSD) program, supported by CDBG funding, provides essential services to address the HIV, Hepatitis C (HCV), and opioid epidemics in San Diego County. SPSD operates from a mobile unit at two city approved sites: Downtown San Diego (16th and Imperial) on Tuesdays and Thursdays from 6:00 pm-9:00 pm and North Park San Diego (North Park Way and 31st) on Fridays from 10:00 am-1:00 pm. SPSD offers services such as syringe collection, 1:1 syringe distribution, harm reduction supplies, wound care items, and Naloxone for overdose reversal. Participants can also receive harm reduction kits, wound care kits, hygiene kits, fentanyl test strip kits, bleach kits, and safer sex kits. Twice a week, SPSD distributes safer smoking supplies. Upon enrollment in the program, participants may receive items listed above and 20 syringes for their starter kit. They may also receive referrals for FHCS clinical and Urgent Care locations, dates and times of the SPSD program, and Medication Assisted Treatment (MAT) and substance use disorder (SUD) services. After initial intake, clients exchange syringes on a one-for-one basis. SPSD offer numerous advantages to clients, connecting them with a wide range of vital healthcare services. SPSD plays a crucial role by linking individuals to HIV/HCV testing and treatment, Pre-Exposure Prophylaxis (PrEP) medication, primary care, SUD services, harm reduction education, case management, and social service programs. Additionally, SPSD facilitates referrals to detox and SUD treatment and rehabilitation programs. The program contributes to a reduction in abscesses and other injection-related injuries through the distribution of safer injection and harm reduction kits. Further, the program offers essential information on overdose prevention, drug contamination, and drug treatment/detox services. Moreover, SPSD staff provides transformative resources through referrals for clients ready to make life changes, such as undergoing substance abuse treatment or seeking permanent housing. Additionally, SPSD continued efforts to address opioid overdose risk by distributing Naloxone and conducting one-on-one Naloxone educational sessions. Program participants expressed immense relief that the program offers this life-saving intervention and have actively promoted this service among their networks. Several clients have shared accounts of how the Naloxone they received from SPSD was critical in saving countless lives of their friends and partners.</p>	



U.S. Department of Housing and Urban Development
 Office of Community Planning and Development
 Integrated Disbursement and Information System
 CDBG Activity Summary Report (GPR) for Program Year 2023
 SAN DIEGO

Date: 25-Sep-2024
 Time: 19:38
 Page: 222

PGM Year: 2022
Project: 0003 - Community and Public Services
IDIS Activity: 7672 - HOME START-BEHAV HLTH SVCS-23
Status: Completed 4/11/2024 12:00:00 AM
Location: 5005 Texas St Ste 203 Suite 203 San Diego, CA 92108-3723
Objective: Create suitable living environments
Outcome: Availability/accessibility
Matrix Code: Abused and Neglected Children (05N) **National Objective:** LMC

Activity to prevent, prepare for, and respond to Coronavirus: No

Initial Funding Date: 02/15/2023

Description:
 Home Start seeks renewed funding for our CARES Act funded therapists to continue serving City of San Diego LMI children suffering from increased trauma, abuse, and neglect due to the impact of the COVID-19 crisis.
 The Behavioral Health Services program will provide center-based, tele-health, and in-home therapeutic mental health services to LMI children who reside in the City of San Diego.

Financing

	Fund Type	Grant Year	Grant	Funded Amount	Drawn In Program Year	Drawn Thru Program Year
CDBG	EN	2022	B22MC060542	\$47,813.42	\$47,813.42	\$47,813.42
	PI			\$48,350.73	\$48,350.73	\$48,350.73
Total	Total			\$96,164.15	\$96,164.15	\$96,164.15

Proposed Accomplishments

People (General) : 30

Actual Accomplishments

Number assisted:

	Owner		Renter		Total		Person	
	Total	Hispanic	Total	Hispanic	Total	Hispanic	Total	Hispanic
White:	0	0	0	0	0	0	21	9
Black/African American:	0	0	0	0	0	0	6	0
Asian:	0	0	0	0	0	0	4	0
American Indian/Alaskan Native:	0	0	0	0	0	0	0	0
Native Hawaiian/Other Pacific Islander:	0	0	0	0	0	0	0	0
American Indian/Alaskan Native & White:	0	0	0	0	0	0	0	0
Asian White:	0	0	0	0	0	0	0	0
Black/African American & White:	0	0	0	0	0	0	1	0
American Indian/Alaskan Native & Black/African American:	0	0	0	0	0	0	0	0
Other multi-racial:	0	0	0	0	0	0	1	0
Asian/Pacific Islander:	0	0	0	0	0	0	0	0



U.S. Department of Housing and Urban Development
 Office of Community Planning and Development
 Integrated Disbursement and Information System
 CDBG Activity Summary Report (GPR) for Program Year 2023
 SAN DIEGO

Date: 25-Sep-2024
 Time: 19:38
 Page: 223

Hispanic:	0	0	0	0	0	0	0	0	0
Total:	0	0	0	0	0	0	0	33	9

Female-headed Households: 0 0 0 0

Income Category:

	Owner	Renter	Total	Person
Extremely Low	0	0	0	5
Low Mod	0	0	0	7
Moderate	0	0	0	13
Non Low Moderate	0	0	0	8
Total	0	0	0	33
Percent Low/Mod				75.8%

Annual Accomplishments

Years	Accomplishment Narrative	# Benefitting
2022	FY 2023 Closeout: During this fiscal year, Behavioral Health Services provided behavioral health services to thirty-three (33) children and caregivers. This included individual trauma focused therapy, PCIT, and family therapy. On average a family received about twenty-four (24) sessions. Therapists provided direct services to clients, completed and scored treatment measures with the family, developed/updated treatment plans, wrote progress notes for each session and case-related communication, attended various collateral meetings (IEPs at schools, Child and Family Team Meets for foster youth, etc.), and often completed treatment summary letters for families and social workers.	



U.S. Department of Housing and Urban Development
 Office of Community Planning and Development
 Integrated Disbursement and Information System
 CDBG Activity Summary Report (GPR) for Program Year 2023
 SAN DIEGO

Date: 25-Sep-2024
 Time: 19:38
 Page: 224

PGM Year: 2022
Project: 0003 - Community and Public Services
IDIS Activity: 7673 - INTERFAITH-TRANSITIONAL-23
Status: Completed 9/15/2023 12:00:00 AM
Location: Address Suppressed
Objective: Create suitable living environments
Outcome: Availability/accessibility
Matrix Code: Services for victims of domestic violence, dating violence, sexual assault or stalking (05G) **National Objective:** LMC

Activity to prevent, prepare for, and respond to Coronavirus: No

Initial Funding Date: 02/15/2023

Description:

ISN El Nido Transitional Housing Program offers homeless single women and women with children who are fleeing domestic violence a safe haven and the array of services needed to overcome obstacles to self-sufficiency and permanent housing.

Financing

	Fund Type	Grant Year	Grant	Funded Amount	Drawn In Program Year	Drawn Thru Program Year
CDBG	EN	2022	B22MC060542	\$110,664.00	\$66,550.00	\$110,664.00
Total	Total			\$110,664.00	\$66,550.00	\$110,664.00

Proposed Accomplishments

People (General) : 60

Actual Accomplishments

Number assisted:

	Owner		Renter		Total		Person	
	Total	Hispanic	Total	Hispanic	Total	Hispanic	Total	Hispanic
White:	0	0	0	0	0	0	26	25
Black/African American:	0	0	0	0	0	0	9	0
Asian:	0	0	0	0	0	0	0	0
American Indian/Alaskan Native:	0	0	0	0	0	0	0	0
Native Hawaiian/Other Pacific Islander:	0	0	0	0	0	0	1	0
American Indian/Alaskan Native & White:	0	0	0	0	0	0	0	0
Asian White:	0	0	0	0	0	0	0	0
Black/African American & White:	0	0	0	0	0	0	3	0
American Indian/Alaskan Native & Black/African American:	0	0	0	0	0	0	0	0
Other multi-racial:	0	0	0	0	0	0	1	0
Asian/Pacific Islander:	0	0	0	0	0	0	0	0
Hispanic:	0	0	0	0	0	0	0	0



U.S. Department of Housing and Urban Development
 Office of Community Planning and Development
 Integrated Disbursement and Information System
 CDBG Activity Summary Report (GPR) for Program Year 2023
 SAN DIEGO

Date: 25-Sep-2024
 Time: 19:38
 Page: 225

Total:	0	0	0	0	0	0	40	25	
Female-headed Households:	0		0		0				
<i>Income Category:</i>									
	Owner	Renter	Total						Person
Extremely Low	0	0	0						31
Low Mod	0	0	0						5
Moderate	0	0	0						4
Non Low Moderate	0	0	0						0
Total	0	0	0						40
Percent Low/Mod									100.0%

Annual Accomplishments

Years	Accomplishment Narrative	# Benefitting
2022	<p>El Nido provided transitional housing for 40 women and children. Eleven families were housed in separate apartments within the El Nido complex. Participants received weekly case management, assisting them to access services, and develop skills such as household budgeting and parenting, to meet their personal goals. Women and children not already in care received a psychological assessment two weeks after entry to the program. Individual counseling was scheduled with trauma-informed clinicians and continued until clinicians signed off on clients. Clients benefited by being treated for the trauma of domestic violence and any additional emotional issues arising from it. Adults received Housing Search Assistance, including credit repair, application assistance, advocacy with property managers, and household budgeting and planning. Six families exited the program for permanent housing, four are still in the program and one family exited for another service agency.</p>	



U.S. Department of Housing and Urban Development
 Office of Community Planning and Development
 Integrated Disbursement and Information System
 CDBG Activity Summary Report (GPR) for Program Year 2023
 SAN DIEGO

Date: 25-Sep-2024
 Time: 19:38
 Page: 226

PGM Year: 2022
Project: 0003 - Community and Public Services
IDIS Activity: 7674 - LA MAESTRA HEALTH SERVICES-23
Status: Open **Objective:** Create suitable living environments
Location: 4175 Fairmount Ave Suite 1609 San Diego, CA 92105-1609 **Outcome:** Availability/accessibility
Matrix Code: Health Services (05M) **National Objective:** LMC

Activity to prevent, prepare for, and respond to Coronavirus: No

Initial Funding Date: 02/15/2023

Description:
 La Maestra aims to improve the lives of homeless individuals and families in the City of San Diego by improving access to medical, dental and behavioral health care at the organization's HOPE Clinic.

Financing

	Fund Type	Grant Year	Grant	Funded Amount	Drawn In Program Year	Drawn Thru Program Year
CDBG	EN	2017	B17MC060542	\$27,726.84	\$27,726.64	\$27,726.64
		2022	B22MC060542	\$169,873.36	\$169,834.54	\$169,834.54
Total	Total			\$197,600.20	\$197,561.18	\$197,561.18

Proposed Accomplishments

People (General) : 750

Actual Accomplishments

Number assisted:

	Owner		Renter		Total		Person	
	Total	Hispanic	Total	Hispanic	Total	Hispanic	Total	Hispanic
White:	0	0	0	0	0	0	0	0
Black/African American:	0	0	0	0	0	0	0	0
Asian:	0	0	0	0	0	0	0	0
American Indian/Alaskan Native:	0	0	0	0	0	0	0	0
Native Hawaiian/Other Pacific Islander:	0	0	0	0	0	0	0	0
American Indian/Alaskan Native & White:	0	0	0	0	0	0	0	0
Asian White:	0	0	0	0	0	0	0	0
Black/African American & White:	0	0	0	0	0	0	0	0
American Indian/Alaskan Native & Black/African American:	0	0	0	0	0	0	0	0
Other multi-racial:	0	0	0	0	0	0	0	0
Asian/Pacific Islander:	0	0	0	0	0	0	0	0



U.S. Department of Housing and Urban Development
 Office of Community Planning and Development
 Integrated Disbursement and Information System
 CDBG Activity Summary Report (GPR) for Program Year 2023
 SAN DIEGO

Date: 25-Sep-2024
 Time: 19:38
 Page: 227

Hispanic:	0	0	0	0	0	0	0	0
Total:	0	0	0	0	0	0	0	0

Female-headed Households: 0 0 0

Income Category:

	Owner	Renter	Total	Person
Extremely Low	0	0	0	0
Low Mod	0	0	0	0
Moderate	0	0	0	0
Non Low Moderate	0	0	0	0
Total	0	0	0	0

Percent Low/Mod

Annual Accomplishments

No data returned for this view. This might be because the applied filter excludes all data.



U.S. Department of Housing and Urban Development
 Office of Community Planning and Development
 Integrated Disbursement and Information System
 CDBG Activity Summary Report (GPR) for Program Year 2023
 SAN DIEGO

Date: 25-Sep-2024
 Time: 19:38
 Page: 228

PGM Year: 2022
Project: 0003 - Community and Public Services
IDIS Activity: 7675 - OCEAN DISC-LIVING LAB SOLAR TR-23
Status: Completed 4/4/2024 12:00:00 AM
Location: 4255 Thorn St San Diego, CA 92105-4122
Objective: Create suitable living environments
Outcome: Availability/accessibility
Matrix Code: Youth Services (05D) **National Objective:** LMC

Activity to prevent, prepare for, and respond to Coronavirus: No

Initial Funding Date: 02/15/2023

Description:
 Ocean Discovery's Out-of-School Programs provide academic enrichment and mentorship through year-round and tuition-free hands-on science experiences.

Financing

	Fund Type	Grant Year	Grant	Funded Amount	Drawn In Program Year	Drawn Thru Program Year
CDBG	EN	2022	B22MC060542	\$49,899.81	\$31,983.23	\$49,899.81
Total	Total			\$49,899.81	\$31,983.23	\$49,899.81

Proposed Accomplishments

People (General) : 100

Actual Accomplishments

Number assisted:

	Owner		Renter		Total		Person	
	Total	Hispanic	Total	Hispanic	Total	Hispanic	Total	Hispanic
White:	0	0	0	0	0	0	71	61
Black/African American:	0	0	0	0	0	0	13	6
Asian:	0	0	0	0	0	0	10	2
American Indian/Alaskan Native:	0	0	0	0	0	0	1	1
Native Hawaiian/Other Pacific Islander:	0	0	0	0	0	0	1	0
American Indian/Alaskan Native & White:	0	0	0	0	0	0	0	0
Asian White:	0	0	0	0	0	0	0	0
Black/African American & White:	0	0	0	0	0	0	0	0
American Indian/Alaskan Native & Black/African American:	0	0	0	0	0	0	0	0
Other multi-racial:	0	0	0	0	0	0	4	1
Asian/Pacific Islander:	0	0	0	0	0	0	0	0
Hispanic:	0	0	0	0	0	0	0	0
Total:	0	0	0	0	0	0	100	71



U.S. Department of Housing and Urban Development
 Office of Community Planning and Development
 Integrated Disbursement and Information System
 CDBG Activity Summary Report (GPR) for Program Year 2023
 SAN DIEGO

Date: 25-Sep-2024
 Time: 19:38
 Page: 229

Female-headed Households: 0 0 0

Income Category:

	Owner	Renter	Total	Person
Extremely Low	0	0	0	63
Low Mod	0	0	0	20
Moderate	0	0	0	6
Non Low Moderate	0	0	0	11
Total	0	0	0	100
Percent Low/Mod				89.0%

Annual Accomplishments

Years	Accomplishment Narrative	# Benefitting
2022	<p>FY 2023 Closeout: The Ocean Discovery's Out-of-School Programs created learning experiences for one hundred (100) unduplicated youth traditionally excluded from science due to race, income status, and educational opportunity. The Out-of-School Programs provided academic enrichment and mentorship through year-round and tuition-free hands-on science experiences. The following is a summary of the activities students participated in:</p> <p>All students participated in a full week of hands-on experiences where they completed science activities. The students participated in the Invertebrates Curriculum. Invertebrates are everywhere! Invertebrates are animals that do not have a backbone. They are the most diverse group of animals on Earth. Invertebrates are found in every environment, from the deepest ocean trenches to the highest mountains. Invertebrates are also found in every part of our lives. They are the bees that pollinate our crops, the worms that enrich our soil, and the insects that help us control pests. Invertebrates are also the most common type of animal in our oceans. They are the jellyfish, the squid, the octopus, and the coral. Invertebrates are also the most common type of animal in our forests. They are the mushrooms, the lichens, and the insects. Invertebrates are also the most common type of animal in our homes. They are the ants, the termites, and the cockroaches. Invertebrates are also the most common type of animal in our schools. They are the insects that we study in science class. Invertebrates are also the most common type of animal in our lives. They are the insects that we see every day. Invertebrates are also the most common type of animal in our world. They are the insects that we love to see. Invertebrates are also the most common type of animal in our universe. They are the insects that we see in space. Invertebrates are also the most common type of animal in our hearts. They are the insects that we love to see. Invertebrates are also the most common type of animal in our lives. They are the insects that we see every day. Invertebrates are also the most common type of animal in our world. They are the insects that we love to see. Invertebrates are also the most common type of animal in our universe. They are the insects that we see in space. Invertebrates are also the most common type of animal in our hearts. They are the insects that we love to see.</p> <p>Students also had the opportunity to interview a science mentor (working in a science career) with shared racial, ethnic, and/or socioeconomic backgrounds to better understand the pathways to a multitude of careers in science. Students ended their day with written reflection in their science notebooks.</p> <p>Working with a Writer-in-Residence or trained staff, students were able to respond to both prompts designed to reinforce curriculum and refine their creative writing skills. Younger students (K-2) were encouraged to draw their responses as they continued to develop their writing skills. All students were given these notebooks to take home at the end of the program.</p>	



U.S. Department of Housing and Urban Development
 Office of Community Planning and Development
 Integrated Disbursement and Information System
 CDBG Activity Summary Report (GPR) for Program Year 2023
 SAN DIEGO

Date: 25-Sep-2024
 Time: 19:38
 Page: 230

PGM Year: 2022
Project: 0003 - Community and Public Services
IDIS Activity: 7676 - REALITY CHANGERS-COLLEGE-23
Status: Completed 9/15/2023 12:00:00 AM
Location: 4251 37th St San Diego, CA 92105-1077
Objective: Create suitable living environments
Outcome: Availability/accessibility
Matrix Code: Youth Services (05D) **National Objective:** LMC

Activity to prevent, prepare for, and respond to Coronavirus: No

Initial Funding Date: 02/15/2023

Description:
 Through two new and one expanded program, Reality Changers will serve 140 additional middle school and high school students on their respective campuses with college & career-focused academic and leadership support.

Financing

	Fund Type	Grant Year	Grant	Funded Amount	Drawn In Program Year	Drawn Thru Program Year
CDBG	EN	2022	B22MC060542	\$102,600.00	\$58,648.84	\$102,600.00
Total	Total			\$102,600.00	\$58,648.84	\$102,600.00

Proposed Accomplishments

People (General) : 140

Actual Accomplishments

Number assisted:

	Owner		Renter		Total		Person	
	Total	Hispanic	Total	Hispanic	Total	Hispanic	Total	Hispanic
White:	0	0	0	0	0	0	24	23
Black/African American:	0	0	0	0	0	0	5	1
Asian:	0	0	0	0	0	0	18	2
American Indian/Alaskan Native:	0	0	0	0	0	0	1	1
Native Hawaiian/Other Pacific Islander:	0	0	0	0	0	0	1	1
American Indian/Alaskan Native & White:	0	0	0	0	0	0	0	0
Asian White:	0	0	0	0	0	0	0	0
Black/African American & White:	0	0	0	0	0	0	1	0
American Indian/Alaskan Native & Black/African American:	0	0	0	0	0	0	0	0
Other multi-racial:	0	0	0	0	0	0	37	35
Asian/Pacific Islander:	0	0	0	0	0	0	0	0
Hispanic:	0	0	0	0	0	0	0	0



U.S. Department of Housing and Urban Development
 Office of Community Planning and Development
 Integrated Disbursement and Information System
 CDBG Activity Summary Report (GPR) for Program Year 2023
 SAN DIEGO

Date: 25-Sep-2024
 Time: 19:38
 Page: 231

Total:	0	0	0	0	0	0	87	63	
Female-headed Households:	0		0		0				
<i>Income Category:</i>									
	Owner	Renter	Total						Person
Extremely Low	0	0	0						38
Low Mod	0	0	0						29
Moderate	0	0	0						14
Non Low Moderate	0	0	0						6
Total	0	0	0						87
Percent Low/Mod									93.1%

Annual Accomplishments

Years	Accomplishment Narrative	# Benefitting
2022	<p>Reality Changers provided 87 students with college access services. Eleventh grade students were able to get a head start on the college application process, ensuring that they are ready for the year to come. Starting the process in the spring of 11th grade ensures that students have the time and drive to have a successful college application process. It allows for adequate exploration of the colleges and universities they may be interested in, time to explore their personal stories and edit them to sync with college admissions prompts, gets students thinking about financial aid early so they can apply to more scholarships, and lastly, shows that starting processes like this one can help alleviate the stress that can accompany such a large step in life. Reality Changers' students earn over \$64,000 in gift aid on average, and more than 95% of them plan on attending a 4-year school. The lessons, starting in April were biweekly and ran through the end of the school year.</p>	



U.S. Department of Housing and Urban Development
 Office of Community Planning and Development
 Integrated Disbursement and Information System
 CDBG Activity Summary Report (GPR) for Program Year 2023
 SAN DIEGO

Date: 25-Sep-2024
 Time: 19:38
 Page: 232

PGM Year: 2022
Project: 0003 - Community and Public Services
IDIS Activity: 7677 - SD LGBT CTR-BEHAV HLTH-23
Status: Completed 4/4/2024 12:00:00 AM
Location: 3909 Centre St San Diego, CA 92103-3410
Objective: Create suitable living environments
Outcome: Availability/accessibility
Matrix Code: Mental Health Services (05O) **National Objective:** LMC

Activity to prevent, prepare for, and respond to Coronavirus: No

Initial Funding Date: 02/15/2023

Description:

Established in 1986, The Center's behavioral health services program is the only program in the City of San Diego dedicated to serving the LGBT community, providing individual, couple, family, group, and crisis counseling, with a 24-hour crisis line.

Financing

	Fund Type	Grant Year	Grant	Funded Amount	Drawn In Program Year	Drawn Thru Program Year
CDBG	EN	2022	B22MC060542	\$111,803.29	\$85,307.54	\$111,803.29
	PI			\$24,138.60	\$24,138.60	\$24,138.60
Total	Total			\$135,941.89	\$109,446.14	\$135,941.89

Proposed Accomplishments

People (General) : 150

Actual Accomplishments

Number assisted:

	Owner		Renter		Total		Person	
	Total	Hispanic	Total	Hispanic	Total	Hispanic	Total	Hispanic
White:	0	0	0	0	0	0	157	56
Black/African American:	0	0	0	0	0	0	13	1
Asian:	0	0	0	0	0	0	8	0
American Indian/Alaskan Native:	0	0	0	0	0	0	3	2
Native Hawaiian/Other Pacific Islander:	0	0	0	0	0	0	5	2
American Indian/Alaskan Native & White:	0	0	0	0	0	0	2	2
Asian White:	0	0	0	0	0	0	4	0
Black/African American & White:	0	0	0	0	0	0	0	0
American Indian/Alaskan Native & Black/African American:	0	0	0	0	0	0	0	0
Other multi-racial:	0	0	0	0	0	0	6	2
Asian/Pacific Islander:	0	0	0	0	0	0	0	0



U.S. Department of Housing and Urban Development
 Office of Community Planning and Development
 Integrated Disbursement and Information System
 CDBG Activity Summary Report (GPR) for Program Year 2023
 SAN DIEGO

Date: 25-Sep-2024
 Time: 19:38
 Page: 233

Hispanic:	0	0	0	0	0	0	0	0
Total:	0	0	0	0	0	0	198	65

Female-headed Households: 0 0 0

Income Category:

	Owner	Renter	Total	Person
Extremely Low	0	0	0	150
Low Mod	0	0	0	15
Moderate	0	0	0	22
Non Low Moderate	0	0	0	11
Total	0	0	0	198
Percent Low/Mod				94.4%

Annual Accomplishments

Years	Accomplishment Narrative	# Benefitting
2022	The Center Behavioral Health Services Department provided psychotherapy services to one hundred and ninety-eight (198) unduplicated individuals that included treatment for anxiety, depression, trauma, same-gender/genderqueer relationship violence, coming out around gender identity and sexuality/sexual orientation, relapse prevention and more. The method of service delivery included individual counseling, co-joint/couples counseling, family counseling, and group counseling. The benefits to clients included a decrease in mental health symptoms and an increase in safer coping skills and overall health and well-being.	



U.S. Department of Housing and Urban Development
 Office of Community Planning and Development
 Integrated Disbursement and Information System
 CDBG Activity Summary Report (GPR) for Program Year 2023
 SAN DIEGO

Date: 25-Sep-2024
 Time: 19:38
 Page: 234

PGM Year: 2022
Project: 0003 - Community and Public Services
IDIS Activity: 7678 - VOICES FOR CHILDREN-23
Status: Completed 9/15/2023 12:00:00 AM
Location: 2851 Meadow Lark Dr San Diego, CA 92123-2709
Objective: Create suitable living environments
Outcome: Availability/accessibility
Matrix Code: Abused and Neglected Children (05N) **National Objective:** LMC

Activity to prevent, prepare for, and respond to Coronavirus: No

Initial Funding Date: 02/15/2023

Description:

Voices for Children will provide 30 City of San Diego foster youth with a highly-trained, volunteer Court Appointed Special Advocate (CASA) who will advocate for them to receive the services they need to overcome trauma and reach their potential.

Financing

	Fund Type	Grant Year	Grant	Funded Amount	Drawn In Program Year	Drawn Thru Program Year
CDBG	EN	2018	B18MC060542	\$38,483.77	\$38,483.77	\$38,483.77
		2022	B22MC060542	\$21,820.63	\$0.00	\$21,820.63
Total	Total			\$60,304.40	\$38,483.77	\$60,304.40

Proposed Accomplishments

People (General) : 30

Actual Accomplishments

Number assisted:

	Owner		Renter		Total		Person	
	Total	Hispanic	Total	Hispanic	Total	Hispanic	Total	Hispanic
White:	0	0	0	0	0	0	15	12
Black/African American:	0	0	0	0	0	0	10	0
Asian:	0	0	0	0	0	0	0	0
American Indian/Alaskan Native:	0	0	0	0	0	0	0	0
Native Hawaiian/Other Pacific Islander:	0	0	0	0	0	0	0	0
American Indian/Alaskan Native & White:	0	0	0	0	0	0	0	0
Asian White:	0	0	0	0	0	0	0	0
Black/African American & White:	0	0	0	0	0	0	0	0
American Indian/Alaskan Native & Black/African American:	0	0	0	0	0	0	0	0
Other multi-racial:	0	0	0	0	0	0	6	6
Asian/Pacific Islander:	0	0	0	0	0	0	0	0



U.S. Department of Housing and Urban Development
 Office of Community Planning and Development
 Integrated Disbursement and Information System
 CDBG Activity Summary Report (GPR) for Program Year 2023
 SAN DIEGO

Date: 25-Sep-2024
 Time: 19:38
 Page: 235

Hispanic:	0	0	0	0	0	0	0	0
Total:	0	0	0	0	0	0	31	18

Female-headed Households: 0 0 0 0

Income Category:

	Owner	Renter	Total	Person
Extremely Low	0	0	0	31
Low Mod	0	0	0	0
Moderate	0	0	0	0
Non Low Moderate	0	0	0	0
Total	0	0	0	31
Percent Low/Mod	100.0%			

Annual Accomplishments

Years	Accomplishment Narrative	# Benefitting
2022	<p>VFC provided advocacy to 31 CDBG children in foster care in the City of San Diego as a result of CDBG funding. Children have achieved stability, been connected to essential services and have had the support of a consistent and caring adult in their life for the past year. As we continue on past this grant cycle, CASAs will continue to meet with their case children monthly.</p> <p>During June 2023, VFC concluded a session of Advocate University, our 35-hour CASA-training program. Twenty-nine CASA trainees successfully graduated from that session. VFC held three information sessions for prospective volunteers in June, staffed information booths at the Black Infant Health's Fun in the Sun event at the Martin Luther King Jr. Recreation Center in San Diego and a Juneteenth event at Memorial Community Park in San Diego, and made presentations to the Point Loma Optimist Club service organization and at a charity bike build with Intuit. VFC also held continuing education sessions for existing CASAs, including a self-care workshop hosted by VFC's Trauma-Informed Care Committee at Civita Park and a presentation about pregnant and parenting youth.</p>	



U.S. Department of Housing and Urban Development
 Office of Community Planning and Development
 Integrated Disbursement and Information System
 CDBG Activity Summary Report (GPR) for Program Year 2023
 SAN DIEGO

Date: 25-Sep-2024
 Time: 19:38
 Page: 236

PGM Year: 2022
Project: 0003 - Community and Public Services
IDIS Activity: 7679 - WESLEY HOUSE STUDENT SUPPORT-23
Status: Completed 4/23/2024 12:00:00 AM
Location: 5710 Hardy Ave Suite 12 San Diego, CA 92115-1363
Objective: Create economic opportunities
Outcome: Availability/accessibility
Matrix Code: Employment Training (05H) **National Objective:** LMC

Activity to prevent, prepare for, and respond to Coronavirus: No

Initial Funding Date: 02/15/2023

Description:

The Student Supportive Services Program promotes student success through tutoring, mentorships, financial literacy and job preparedness workshops, mental and physical wellness seminars, a full-service food pantry, and affordable housing.

Financing

	Fund Type	Grant Year	Grant	Funded Amount	Drawn In Program Year	Drawn Thru Program Year
CDBG	EN	2018	B18MC060542	\$61,524.07	\$61,524.07	\$61,524.07
		2022	B22MC060542	\$10,620.00	\$0.00	\$10,620.00
	PI			\$9,901.30	\$9,901.30	\$9,901.30
Total	Total			\$82,045.37	\$71,425.37	\$82,045.37

Proposed Accomplishments

People (General) : 150

Actual Accomplishments

Number assisted:

	Owner		Renter		Total		Person	
	Total	Hispanic	Total	Hispanic	Total	Hispanic	Total	Hispanic
White:	0	0	0	0	0	0	106	0
Black/African American:	0	0	0	0	0	0	42	0
Asian:	0	0	0	0	0	0	108	0
American Indian/Alaskan Native:	0	0	0	0	0	0	3	0
Native Hawaiian/Other Pacific Islander:	0	0	0	0	0	0	1	0
American Indian/Alaskan Native & White:	0	0	0	0	0	0	0	0
Asian White:	0	0	0	0	0	0	0	0
Black/African American & White:	0	0	0	0	0	0	0	0
American Indian/Alaskan Native & Black/African American:	0	0	0	0	0	0	0	0
Other multi-racial:	0	0	0	0	0	0	191	81
Asian/Pacific Islander:	0	0	0	0	0	0	0	0



U.S. Department of Housing and Urban Development
 Office of Community Planning and Development
 Integrated Disbursement and Information System
 CDBG Activity Summary Report (GPR) for Program Year 2023
 SAN DIEGO

Date: 25-Sep-2024
 Time: 19:38
 Page: 237

Hispanic:	0	0	0	0	0	0	0	0
Total:	0	0	0	0	0	0	451	81
Female-headed Households:	0		0		0			
<i>Income Category:</i>								
	Owner	Renter	Total	Person				
Extremely Low	0	0	0	451				
Low Mod	0	0	0	0				
Moderate	0	0	0	0				
Non Low Moderate	0	0	0	0				
Total	0	0	0	451				
Percent Low/Mod				100.0%				

Annual Accomplishments

Years	Accomplishment Narrative	# Benefitting
2022	<p>FY 2023 Closeout: The Supportive Student Services project provided services to a total of four hundred and fifty-one (451) unduplicated LMI individuals. Fourteen (14) total workshops/seminars were conducted during the fiscal year, which included: Self Defense; Welcome to School Orientation; Conflict Resolution; Financial aid workshop; Financial Literacy; San Diego Foundation scholarship workshop; Resume building workshop; and Self-care workshop. All workshops benefitted clients by providing knowledge, resources, and tools to equip them for sustained basic needs security and prepare them to maintain their housed status.</p> <p>The project also offered mentors and tutors to all students who were registered to receive food pantry services. As this was a program expansion, the uptake was low. Three (3) students with three (3) mentors during the contract period. The mentor and tutoring program provided clients with career guidance and academic assistance to encourage completion of higher education programs and sustained employment.</p> <p>The food pantry was the highest-utilized service. A total of four hundred fifty-one (451) clients were registered and over 36,000 pounds of food or over 30,000 meals were distributed during the contract period. The food pantry benefitted clients by obviating food insecurity as a barrier to sustained basic needs security, education, and/or job stability.</p> <p>In addition, over 500 hours of one-on-one case management and social services were provided during the contract period. Assistance included job application preparation, academic and personal counseling, conflict resolution, housing assistance referrals, community resources referrals, college/university application assistance, and public aid application assistance. Social services benefitted clients by providing additional referrals and resources to meet individual clients needs, providing counseling to set personal strategies and goals, and providing accountability for clients working to improve their situations.</p>	



U.S. Department of Housing and Urban Development
 Office of Community Planning and Development
 Integrated Disbursement and Information System
 CDBG Activity Summary Report (GPR) for Program Year 2023
 SAN DIEGO

Date: 25-Sep-2024
 Time: 19:38
 Page: 238

PGM Year: 2022
Project: 0004 - Economic Development
IDIS Activity: 7680 - ACCESSITY-SAN DIEGO-23
Status: Completed 9/15/2023 12:00:00 AM
Location: 404 Euclid Ave Ste 271 Suite 271 San Diego, CA 92114-2222
Objective: Create economic opportunities
Outcome: Availability/accessibility
Matrix Code: Micro-Enterprise Assistance (18C) **National Objective:** LMCMC

Activity to prevent, prepare for, and respond to Coronavirus: No

Initial Funding Date: 02/15/2023

Description:
 Accessity's project delivers individualized technical assistance on basic business and financial management, and access to capital from \$300 to \$100,000 for establishing or expanding City of San Diego microenterprises owned by low- to moderate-income entrepreneurs.

Financing

	Fund Type	Grant Year	Grant	Funded Amount	Drawn In Program Year	Drawn Thru Program Year
CDBG	EN	2022	B22MC060542	\$219,131.67	\$126,945.17	\$219,131.67
Total	Total			\$219,131.67	\$126,945.17	\$219,131.67

Proposed Accomplishments

Businesses : 55

Actual Accomplishments

Number assisted:

	Owner		Renter		Total		Person	
	Total	Hispanic	Total	Hispanic	Total	Hispanic	Total	Hispanic
White:	0	0	0	0	0	0	22	8
Black/African American:	0	0	0	0	0	0	0	0
Asian:	0	0	0	0	0	0	5	0
American Indian/Alaskan Native:	0	0	0	0	0	0	0	0
Native Hawaiian/Other Pacific Islander:	0	0	0	0	0	0	0	0
American Indian/Alaskan Native & White:	0	0	0	0	0	0	1	0
Asian White:	0	0	0	0	0	0	0	0
Black/African American & White:	0	0	0	0	0	0	1	0
American Indian/Alaskan Native & Black/African American:	0	0	0	0	0	0	1	0
Other multi-racial:	0	0	0	0	0	0	7	6
Asian/Pacific Islander:	0	0	0	0	0	0	0	0
Hispanic:	0	0	0	0	0	0	0	0



U.S. Department of Housing and Urban Development
 Office of Community Planning and Development
 Integrated Disbursement and Information System
 CDBG Activity Summary Report (GPR) for Program Year 2023
 SAN DIEGO

Date: 25-Sep-2024
 Time: 19:38
 Page: 239

Total:	0	0	0	0	0	0	37	14
Female-headed Households:	0		0		0			
<i>Income Category:</i>								
	Owner	Renter	Total	Person				
Extremely Low	0	0	0	12				
Low Mod	0	0	0	13				
Moderate	0	0	0	12				
Non Low Moderate	0	0	0	0				
Total	0	0	0	37				
Percent Low/Mod				100.0%				

Annual Accomplishments

Years	Accomplishment Narrative	# Benefitting
2022	<p>In FY 2023 (July 2022 to June 2023), Accessity completed the following per the CDBG agreement:</p> <p>Technical Assistance: Accessity provided technical assistance to 37 clients, 24 of which received loans between \$300 and \$100,000. All FY23 clients are LMI City of SD residents/businesses.</p> <p>Client Data Monitoring: Program data on 37 clients was captured during the loan application process in FY23. Data monitoring continues for these 37 LMI clients reported to CDBG FY23 and for the 57 LMI active City of SD clients reported under prior years' CDBG contracts.</p> <p>Workshops 0 FY23 CDBG client attended Accessity educational workshops in the City of SD. FY23 CDBG client participation at these workshops was tracked, but costs to conduct these workshops were not charged to CDBG.</p> <p>The above CDBG-paid activities supported additional client benefits:</p> <p>During FY23, Accessity participated in educational presentations, small business events, and workshops within the City of San Diego in conjunction with various business associations, task forces, and banking partners to support small business owners with resources and education. In total, those activities reached 2,672 local City of San Diego small business owners.</p> <p>Loan application assistance and wrap-around support: 330 applicants received wrap-around support from staff. These clients received practical business and financial planning skills.</p> <p>The 24 loans to FY23 CDBG clients maintained 52 jobs and created 15 jobs, 67 jobs in all which benefited City of San Diego communities.</p> <p>Accessity provided services to 2 clients that were otherwise CDBG-eligible but did not receive their business tax certificates to send to Accessity for CDBG reporting.</p>	



U.S. Department of Housing and Urban Development
 Office of Community Planning and Development
 Integrated Disbursement and Information System
 CDBG Activity Summary Report (GPR) for Program Year 2023
 SAN DIEGO

Date: 25-Sep-2024
 Time: 19:38
 Page: 240

PGM Year: 2022
Project: 0004 - Economic Development
IDIS Activity: 7681 - HORN OF AFRICA-CH REFUGEE BUS-23
Status: Completed 4/11/2024 12:00:00 AM
Location: 5348 University Ave Ste 101 Suite 101 San Diego, CA 92105-8025
Objective: Create economic opportunities
Outcome: Availability/accessibility
Matrix Code: Micro-Enterprise Assistance (18C) **National Objective:** LMCMC

Activity to prevent, prepare for, and respond to Coronavirus: No

Initial Funding Date: 02/15/2023

Description:
 The San Diego Micro-Enterprise project aims to empower refugee and immigrant women to become self-sufficient by tapping into their natural entrepreneurial abilities.

Financing

	Fund Type	Grant Year	Grant	Funded Amount	Drawn In Program Year	Drawn Thru Program Year
CDBG	EN	2022	B22MC060542	\$192,071.64	\$142,978.92	\$192,071.64
	PI			\$26,610.88	\$26,610.88	\$26,610.88
Total	Total			\$218,682.52	\$169,589.80	\$218,682.52

Proposed Accomplishments

Businesses : 30

Actual Accomplishments

Number assisted:

	Owner		Renter		Total		Person	
	Total	Hispanic	Total	Hispanic	Total	Hispanic	Total	Hispanic
White:	0	0	0	0	0	0	5	0
Black/African American:	0	0	0	0	0	0	33	0
Asian:	0	0	0	0	0	0	0	0
American Indian/Alaskan Native:	0	0	0	0	0	0	0	0
Native Hawaiian/Other Pacific Islander:	0	0	0	0	0	0	0	0
American Indian/Alaskan Native & White:	0	0	0	0	0	0	0	0
Asian White:	0	0	0	0	0	0	0	0
Black/African American & White:	0	0	0	0	0	0	0	0
American Indian/Alaskan Native & Black/African American:	0	0	0	0	0	0	0	0
Other multi-racial:	0	0	0	0	0	0	0	0
Asian/Pacific Islander:	0	0	0	0	0	0	0	0
Hispanic:	0	0	0	0	0	0	0	0



U.S. Department of Housing and Urban Development
 Office of Community Planning and Development
 Integrated Disbursement and Information System
 CDBG Activity Summary Report (GPR) for Program Year 2023
 SAN DIEGO

Date: 25-Sep-2024
 Time: 19:38
 Page: 241

Total:	0	0	0	0	0	0	38	0
Female-headed Households:	0		0		0			
<i>Income Category:</i>								
	Owner	Renter	Total	Person				
Extremely Low	0	0	0	29				
Low Mod	0	0	0	6				
Moderate	0	0	0	3				
Non Low Moderate	0	0	0	0				
Total	0	0	0	38				
Percent Low/Mod				100.0%				

Annual Accomplishments

Years	Accomplishment Narrative	# Benefitting
2022	<p>FY 2023 Closeout: The San Diego Micro-Enterprise Project started on July 1, 2022 and has enrolled thirty-eight (38) unduplicated clients into the San Diego Micro-Enterprise. Twenty-six (26) of these clients were women. A total of six (6) Micro-Enterprise group training sessions were conducted. Of the thirty-eight (38) total clients, all thirty-eight (38) completed the training. Clients were led through the training sessions by certified instructors following the core curriculum. Clients who successfully attended and completed the training made connections with additional staff outside of the immediate classroom, which helped to reinforce course content and improve competency beyond what was learned in the class. The completion of this training resulted in licensure and certification that established participants as qualified professionals and licensed business owners/operators.</p> <p>The San Diego Micro-Enterprise Project staff delivered services and helped participants navigate through this demanding process. A total of three hundred seventeen (317) one-on-one technical assistance sessions were conducted during the fiscal year, where clients were assisted in understanding materials and completing documentation through navigation support and interpretation and translation services.</p> <p>The Micro-Enterprise Project services were offered at no cost to the participants. All participants were given the option to be provided with direct access to Horn of Africa Community's additional services at no cost. A total of twelve (12) new microenterprise businesses were established. All participants met the HUD income guidelines provided by the City of San Diego. Of the twelve (12) business created, twelve (12) were minority-owned and eleven (11) were women-owned.</p> <p>The biggest challenge the program faced has been through the process of obtaining childcare licensing, as the process is very complicated and rigid due to many government requirements. As a result, some of the clients dropped out in the middle of the process because there were too many requirements, and some were rejected due to background checks. The greatest success throughout the program was that almost all of the new microenterprise business owners experienced success very quickly. Almost all of the business owners started taking care of children and began making money immediately.</p>	



U.S. Department of Housing and Urban Development
 Office of Community Planning and Development
 Integrated Disbursement and Information System
 CDBG Activity Summary Report (GPR) for Program Year 2023
 SAN DIEGO

Date: 25-Sep-2024
 Time: 19:38
 Page: 242

PGM Year: 2022
Project: 0004 - Economic Development
IDIS Activity: 7682 - KAREN ORGANIZATION OF SD-23
Status: Completed 3/27/2024 12:00:00 AM
Location: 5354 University Ave Suite 1 San Diego, CA 92105-2204
Objective: Create economic opportunities
Outcome: Availability/accessibility
Matrix Code: Micro-Enterprise Assistance (18C) **National Objective:** LMCMC

Activity to prevent, prepare for, and respond to Coronavirus: No

Initial Funding Date: 02/15/2023

Description:

The Refugee Microenterprise Support Project will assist refugees from Burma in starting or expanding their small or micro businesses through individual business counseling, technical assistance and various microenterprise workshops.

Financing

	Fund Type	Grant Year	Grant	Funded Amount	Drawn In Program Year	Drawn Thru Program Year
CDBG	EN	2022	B22MC060542	\$86,918.00	\$62,269.75	\$86,918.00
Total	Total			\$86,918.00	\$62,269.75	\$86,918.00

Proposed Accomplishments

Businesses : 12

Actual Accomplishments

Number assisted:

	Owner		Renter		Total		Person	
	Total	Hispanic	Total	Hispanic	Total	Hispanic	Total	Hispanic
White:	0	0	0	0	0	0		0
Black/African American:	0	0	0	0	0	0	0	0
Asian:	0	0	0	0	0	0	20	0
American Indian/Alaskan Native:	0	0	0	0	0	0	0	0
Native Hawaiian/Other Pacific Islander:	0	0	0	0	0	0	0	0
American Indian/Alaskan Native & White:	0	0	0	0	0	0	0	0
Asian White:	0	0	0	0	0	0	0	0
Black/African American & White:	0	0	0	0	0	0	0	0
American Indian/Alaskan Native & Black/African American:	0	0	0	0	0	0	0	0
Other multi-racial:	0	0	0	0	0	0	0	0
Asian/Pacific Islander:	0	0	0	0	0	0	0	0
Hispanic:	0	0	0	0	0	0	0	0



U.S. Department of Housing and Urban Development
 Office of Community Planning and Development
 Integrated Disbursement and Information System
 CDBG Activity Summary Report (GPR) for Program Year 2023
 SAN DIEGO

Date: 25-Sep-2024
 Time: 19:38
 Page: 243

Total:	0	0	0	0	0	0	20	0	
Female-headed Households:	0		0		0				
<i>Income Category:</i>									
	Owner	Renter	Total						Person
Extremely Low	0	0	0						15
Low Mod	0	0	0						3
Moderate	0	0	0						2
Non Low Moderate	0	0	0						0
Total	0	0	0						20
Percent Low/Mod									100.0%

Annual Accomplishments

Years	Accomplishment Narrative	# Benefiting
2022	<p>The main CDBG-paid activities completed by the Refugee Microenterprise Support Project included: (1) individual business counseling for new and expanded microenterprise businesses owned by refugees/ former refugees from Burma; (2) pre-microenterprise and micro-enterprise workshops; and (3) microenterprise resource center. During the FY 2023 project year, KOSD offered six hundred ten (610) individual business counseling sessions to twenty (20) CDBG clients and offered thirty-four (34) pre-microenterprise and micro-enterprise workshops. Group workshops were offered in person or using zoom. KOSD’s Microenterprise Resource Center was accessible throughout the entire CDBG project year. All services were provided in Karen and Burmese.</p> <p>During the FY 2023 project year, KOSD supported three (3) new small business owners to start their businesses in the City of San Diego. Two (2) of them are food businesses, and it was a tremendous success that the first ever Karen food business was launched as a microenterprise home kitchen operation (MEHKO) business in March 2023. A total of two (2) were minority-owned businesses and one (1) was a women-owned business. Although the project was not able to meet the original goal of serving twelve (12) microenterprise businesses (expansion or new business), KOSD’s CDBG staff members offered extensive amount of individual counseling sessions (610) during FY 2023, and KOSD is in the process of supporting at least five (5) new businesses officially launching in the next fiscal year. Also, in June 2023, KOSD assisted twelve (12) CDBG clients to apply for the SEED 2.0 Grant funded by the State of California. All of them would receive grant funding ranging from \$4000 to \$6500 to start their new microenterprise businesses or to expand their existing microenterprise businesses. These twelve (12) CDBG clients who are receiving the SEED grant from the State of California will continue to be assisted. Thus, KOSD expects to serve more future or existing small microenterprise business owners in the next fiscal year.</p> <p>Because of the language and cultural barriers for Karen and Burmese speaking residents, the process of starting their own business takes longer than originally anticipated. Even so, KOSD believe it is critical to allow the time for all future business owners to truly understand their responsibilities and potential risks before officially launching their own microenterprise businesses.</p>	



U.S. Department of Housing and Urban Development
 Office of Community Planning and Development
 Integrated Disbursement and Information System
 CDBG Activity Summary Report (GPR) for Program Year 2023
 SAN DIEGO

Date: 25-Sep-2024
 Time: 19:38
 Page: 244

PGM Year: 2022
Project: 0004 - Economic Development
IDIS Activity: 7683 - MISSION EDGE-CITY SAIL-23
Status: Completed 3/28/2024 12:00:00 AM
Location: 2820 Roosevelt Rd San Diego, CA 92106-6146
Objective: Create economic opportunities
Outcome: Availability/accessibility
Matrix Code: Micro-Enterprise Assistance (18C) **National Objective:** LMCMC

Activity to prevent, prepare for, and respond to Coronavirus: No

Initial Funding Date: 02/15/2023

Description:
 SAIL teaches LMI business owners how to test, validate and launch business ideas that earn recurring predictable revenue in alignment with their social mission.

Financing

	Fund Type	Grant Year	Grant	Funded Amount	Drawn In Program Year	Drawn Thru Program Year
CDBG	EN	2022	B22MC060542	\$194,752.14	\$153,325.94	\$194,752.14
Total	Total			\$194,752.14	\$153,325.94	\$194,752.14

Proposed Accomplishments

Businesses : 20

Actual Accomplishments

Number assisted:

	Owner		Renter		Total		Person	
	Total	Hispanic	Total	Hispanic	Total	Hispanic	Total	Hispanic
White:	0	0	0	0	0	0	10	4
Black/African American:	0	0	0	0	0	0	8	0
Asian:	0	0	0	0	0	0	2	0
American Indian/Alaskan Native:	0	0	0	0	0	0	0	0
Native Hawaiian/Other Pacific Islander:	0	0	0	0	0	0	0	0
American Indian/Alaskan Native & White:	0	0	0	0	0	0	0	0
Asian White:	0	0	0	0	0	0	0	0
Black/African American & White:	0	0	0	0	0	0	0	0
American Indian/Alaskan Native & Black/African American:	0	0	0	0	0	0	0	0
Other multi-racial:	0	0	0	0	0	0	7	7
Asian/Pacific Islander:	0	0	0	0	0	0	0	0
Hispanic:	0	0	0	0	0	0	0	0
Total:	0	0	0	0	0	0	27	11



U.S. Department of Housing and Urban Development
 Office of Community Planning and Development
 Integrated Disbursement and Information System
 CDBG Activity Summary Report (GPR) for Program Year 2023
 SAN DIEGO

Date: 25-Sep-2024
 Time: 19:38
 Page: 245

Female-headed Households: 0 0 0

Income Category:

	Owner	Renter	Total	Person
Extremely Low	0	0	0	5
Low Mod	0	0	0	7
Moderate	0	0	0	15
Non Low Moderate	0	0	0	0
Total	0	0	0	27
Percent Low/Mod				100.0%

Annual Accomplishments

Years	Accomplishment Narrative	# Benefitting
2022	<p>FY 2023 Closeout: During FY 2022-2023, Mission Edge targeted entrepreneurs from the LMI community as part of the City's ongoing economic development initiative. Many applications were received and accepted twenty-seven (27) organizations. The demand for services increased, which enabled project to serve even more entrepreneurs than anticipated. Two programs were delivered: one in the Fall of 2022 that resulted in the establishment of eleven (11) new and unduplicated microenterprise businesses and the other in the Spring of 2023 that resulted in the establishment of sixteen (16) new and unduplicated microenterprise businesses. Of the twenty-seven (27) microenterprise businesses assisted, a total of twenty-two (22) were minority-owned businesses and twenty (20) were women-owned businesses.</p> <p>The program was delivered in a hybrid method using virtual modules via Zoom and in-person modules over 10 weeks. It was designed to provide early-stage enterprises with the tools, knowledge, and mentorship to start, fund, and grow their organizations. Each meeting lasted two hours. A total of thirteen (13) Group Technical Assistance sessions were conducted. A total of two hundred ninety-five (295) One-on-One Technical Assistance sessions were conducted with clients.</p> <p>Mission Edge continue to support the participating organizations and aim to provide long-term support to ensure their ongoing success.</p>	



U.S. Department of Housing and Urban Development
 Office of Community Planning and Development
 Integrated Disbursement and Information System
 CDBG Activity Summary Report (GPR) for Program Year 2023
 SAN DIEGO

Date: 25-Sep-2024
 Time: 19:38
 Page: 246

PGM Year: 2022
Project: 0004 - Economic Development
IDIS Activity: 7684 - SOMALI FAMILY-MICROENT-23
Status: Completed 9/20/2024 12:00:00 AM
Location: 5348 University Ave Ste 203 Suite 203 San Diego, CA 92105-8025
Objective: Create economic opportunities
Outcome: Availability/accessibility
Matrix Code: Micro-Enterprise Assistance (18C) **National Objective:** LMCMC

Activity to prevent, prepare for, and respond to Coronavirus: No

Initial Funding Date: 02/15/2023

Description:
 Microenterprise Program helps low-moderate income individuals create new businesses or expand existing businesses through case management, technical assistance, business-related workshops, and financial assistance.

	Fund Type	Grant Year	Grant	Funded Amount	Drawn In Program Year	Drawn Thru Program Year
CDBG	EN	2022	B22MC060542	\$192,128.72	\$157,428.54	\$192,128.72



U.S. Department of Housing and Urban Development
 Office of Community Planning and Development
 Integrated Disbursement and Information System
 CDBG Activity Summary Report (GPR) for Program Year 2023
 SAN DIEGO

Date: 25-Sep-2024
 Time: 19:38
 Page: 247

	Fund Type	Grant Year	Grant	Funded Amount	Drawn In Program Year	Drawn Thru Program Year
Total	Total			\$192,128.72	\$157,428.54	\$192,128.72

Proposed Accomplishments

Businesses : 40

Actual Accomplishments

Number assisted:

	Owner		Renter		Total		Person	
	Total	Hispanic	Total	Hispanic	Total	Hispanic	Total	Hispanic
White:	0	0	0	0	0	0	2	0
Black/African American:	0	0	0	0	0	0	15	0
Asian:	0	0	0	0	0	0	5	0
American Indian/Alaskan Native:	0	0	0	0	0	0	0	0
Native Hawaiian/Other Pacific Islander:	0	0	0	0	0	0	0	0
American Indian/Alaskan Native & White:	0	0	0	0	0	0	0	0
Asian White:	0	0	0	0	0	0	0	0
Black/African American & White:	0	0	0	0	0	0	0	0
American Indian/Alaskan Native & Black/African American:	0	0	0	0	0	0	0	0
Other multi-racial:	0	0	0	0	0	0	1	0
Asian/Pacific Islander:	0	0	0	0	0	0	0	0
Hispanic:	0	0	0	0	0	0	0	0
Total:	0	0	0	0	0	0	23	0
Female-headed Households:	0		0		0			

Income Category:

	Owner	Renter	Total	Person
Extremely Low	0	0	0	10
Low Mod	0	0	0	12
Moderate	0	0	0	1
Non Low Moderate	0	0	0	0
Total	0	0	0	23
Percent Low/Mod				100.0%

Annual Accomplishments



U.S. Department of Housing and Urban Development
Office of Community Planning and Development
Integrated Disbursement and Information System
CDBG Activity Summary Report (GPR) for Program Year 2023
SAN DIEGO

Date: 25-Sep-2024
Time: 19:38
Page: 248

Years	Accomplishment Narrative	# Benefitting
2022	23 clients enrolled in the program during FY2023, while 16 established or expanded their business. Overall, our efforts positively impacted 90 household members. 116 Technical Assistance Sessions were conducted, and 13 workshops/webinars were provided. All clients were able to receive technical assistance, whether it included writing a business plan, obtaining a business tax certificate, filing for a fictitious business name or researching requirements for their business. Upon enrollment, 10 clients were in the extremely low-income brackets, 12 persons were in the very low-income bracket, and 1 was in low/moderate income brackets according to federal poverty guidelines. It is the intention of this program that there will be business and economic growth for these persons to move them into higher and more stable income brackets.	



U.S. Department of Housing and Urban Development
 Office of Community Planning and Development
 Integrated Disbursement and Information System
 CDBG Activity Summary Report (GPR) for Program Year 2023
 SAN DIEGO

Date: 25-Sep-2024
 Time: 19:38
 Page: 249

PGM Year: 2022
Project: 0004 - Economic Development
IDIS Activity: 7685 - UNIV SD-ENT LEGAL CLINIC-23

Status: Canceled 9/27/2023 11:19:38 AM
Location: 5998 Alcala Park San Diego, CA 92110-8001
Objective: Create economic opportunities
Outcome: Availability/accessibility
Matrix Code: Micro-Enterprise Assistance (18C) **National Objective:** LMCMC

Activity to prevent, prepare for, and respond to Coronavirus: No

Initial Funding Date: 02/15/2023

Description:
 The Entrepreneurship Clinic project will provide valuable free legal services to LMI individuals living in the City of San Diego to help them start-up or expand a microenterprise.

Financing
 No data returned for this view. This might be because the applied filter excludes all data.

Proposed Accomplishments

Businesses : 60

Actual Accomplishments

Number assisted:

	Owner		Renter		Total		Person	
	Total	Hispanic	Total	Hispanic	Total	Hispanic	Total	Hispanic
White:	0	0	0	0	0	0		0
Black/African American:	0	0	0	0	0	0	0	0
Asian:	0	0	0	0	0	0	0	0
American Indian/Alaskan Native:	0	0	0	0	0	0	0	0
Native Hawaiian/Other Pacific Islander:	0	0	0	0	0	0	0	0
American Indian/Alaskan Native & White:	0	0	0	0	0	0	0	0
Asian White:	0	0	0	0	0	0	0	0
Black/African American & White:	0	0	0	0	0	0	0	0
American Indian/Alaskan Native & Black/African American:	0	0	0	0	0	0	0	0



U.S. Department of Housing and Urban Development
 Office of Community Planning and Development
 Integrated Disbursement and Information System
 CDBG Activity Summary Report (GPR) for Program Year 2023
 SAN DIEGO

Date: 25-Sep-2024
 Time: 19:38
 Page: 250

Other multi-racial:	0	0	0	0	0	0	0	0
Asian/Pacific Islander:	0	0	0	0	0	0	0	0
Hispanic:	0	0	0	0	0	0	0	0
Total:	0	0	0	0	0	0	0	0

Female-headed Households: 0 0 0

Income Category:

	Owner	Renter	Total	Person
Extremely Low	0	0	0	0
Low Mod	0	0	0	0
Moderate	0	0	0	0
Non Low Moderate	0	0	0	0
Total	0	0	0	0

Percent Low/Mod

Annual Accomplishments

No data returned for this view. This might be because the applied filter excludes all data.



U.S. Department of Housing and Urban Development
 Office of Community Planning and Development
 Integrated Disbursement and Information System
 CDBG Activity Summary Report (GPR) for Program Year 2023
 SAN DIEGO

Date: 25-Sep-2024
 Time: 19:38
 Page: 251

PGM Year: 2022
Project: 0005 - Public facilities and Infrastructure
IDIS Activity: 7686 - BEYER PARK DEVELOPMENT-23
Status: Open
Location: 2300 E Beyer Blvd San Diego, CA 92173-2704
Objective: Create suitable living environments
Outcome: Availability/accessibility
Matrix Code: Parks, Recreational Facilities (03F) **National Objective:** LMC

Activity to prevent, prepare for, and respond to Coronavirus: No

Initial Funding Date: 02/15/2023

Description:

This project provides for the acquisition, design, and construction of approximately 12.6 useable acres, out of approximately 43 total acres, for a community and neighborhood park on Beyer Boulevard.

Financing

	Fund Type	Grant Year	Grant	Funded Amount	Drawn In Program Year	Drawn Thru Program Year
CDBG	EN	2022	B22MC060542	\$2,500,000.00	\$0.00	\$0.00
Total	Total			\$2,500,000.00	\$0.00	\$0.00

Proposed Accomplishments

Public Facilities : 1

Actual Accomplishments

Number assisted:

	Owner		Renter		Total		Person	
	Total	Hispanic	Total	Hispanic	Total	Hispanic	Total	Hispanic
White:	0	0	0	0	0	0		0
Black/African American:	0	0	0	0	0	0	0	0
Asian:	0	0	0	0	0	0	0	0
American Indian/Alaskan Native:	0	0	0	0	0	0	0	0
Native Hawaiian/Other Pacific Islander:	0	0	0	0	0	0	0	0
American Indian/Alaskan Native & White:	0	0	0	0	0	0	0	0
Asian White:	0	0	0	0	0	0	0	0
Black/African American & White:	0	0	0	0	0	0	0	0
American Indian/Alaskan Native & Black/African American:	0	0	0	0	0	0	0	0
Other multi-racial:	0	0	0	0	0	0	0	0
Asian/Pacific Islander:	0	0	0	0	0	0	0	0
Hispanic:	0	0	0	0	0	0	0	0



U.S. Department of Housing and Urban Development
 Office of Community Planning and Development
 Integrated Disbursement and Information System
 CDBG Activity Summary Report (GPR) for Program Year 2023
 SAN DIEGO

Date: 25-Sep-2024
 Time: 19:38
 Page: 252

Total: 0 0 0 0 0 0 0 0

Female-headed Households: 0 0 0 0

Income Category:

	Owner	Renter	Total	Person
Extremely Low	0	0	0	0
Low Mod	0	0	0	0
Moderate	0	0	0	0
Non Low Moderate	0	0	0	0
Total	0	0	0	0
Percent Low/Mod				

Annual Accomplishments

No data returned for this view. This might be because the applied filter excludes all data.



U.S. Department of Housing and Urban Development
 Office of Community Planning and Development
 Integrated Disbursement and Information System
 CDBG Activity Summary Report (GPR) for Program Year 2023
 SAN DIEGO

Date: 25-Sep-2024
 Time: 19:38
 Page: 253

PGM Year: 2022
Project: 0005 - Public facilities and Infrastructure
IDIS Activity: 7687 - EGGER/SOUTH BAY COMM PARK ADA-23
Status: Open
Location: 1885 Coronado Ave San Diego, CA 92154-2019
Objective: Create suitable living environments
Outcome: Availability/accessibility
Matrix Code: Parks, Recreational Facilities (03F) **National Objective:** LMC

Activity to prevent, prepare for, and respond to Coronavirus: No

Initial Funding Date: 02/15/2023

Description:
 This project provides for the design and construction of upgrades to two children's play areas and associated paths of travel to comply with ADA and accessibility guidelines.

Financing

	Fund Type	Grant Year	Grant	Funded Amount	Drawn In Program Year	Drawn Thru Program Year
CDBG	EN	2017	B17MC060542	\$419,663.30	\$247,780.03	\$247,780.03
		2022	B22MC060542	\$1,460,795.23	\$0.00	\$0.00
	PI			\$1,019,541.47	\$1,019,541.47	\$1,019,541.47
Total	Total			\$2,900,000.00	\$1,267,321.50	\$1,267,321.50

Proposed Accomplishments
 Public Facilities : 1

Actual Accomplishments

Number assisted:

	Owner		Renter		Total		Person	
	Total	Hispanic	Total	Hispanic	Total	Hispanic	Total	Hispanic
White:	0	0	0	0	0	0	0	0
Black/African American:	0	0	0	0	0	0	0	0
Asian:	0	0	0	0	0	0	0	0
American Indian/Alaskan Native:	0	0	0	0	0	0	0	0
Native Hawaiian/Other Pacific Islander:	0	0	0	0	0	0	0	0
American Indian/Alaskan Native & White:	0	0	0	0	0	0	0	0
Asian White:	0	0	0	0	0	0	0	0
Black/African American & White:	0	0	0	0	0	0	0	0
American Indian/Alaskan Native & Black/African American:	0	0	0	0	0	0	0	0
Other multi-racial:	0	0	0	0	0	0	0	0
Asian/Pacific Islander:	0	0	0	0	0	0	0	0



U.S. Department of Housing and Urban Development
 Office of Community Planning and Development
 Integrated Disbursement and Information System
 CDBG Activity Summary Report (GPR) for Program Year 2023
 SAN DIEGO

Date: 25-Sep-2024
 Time: 19:38
 Page: 254

Hispanic:	0	0	0	0	0	0	0	0
Total:	0	0	0	0	0	0	0	0

Female-headed Households: 0 0 0

Income Category:

	Owner	Renter	Total	Person
Extremely Low	0	0	0	0
Low Mod	0	0	0	0
Moderate	0	0	0	0
Non Low Moderate	0	0	0	0
Total	0	0	0	0

Percent Low/Mod

Annual Accomplishments

No data returned for this view. This might be because the applied filter excludes all data.



U.S. Department of Housing and Urban Development
 Office of Community Planning and Development
 Integrated Disbursement and Information System
 CDBG Activity Summary Report (GPR) for Program Year 2023
 SAN DIEGO

Date: 25-Sep-2024
 Time: 19:38
 Page: 255

PGM Year: 2022
Project: 0007 - Affordable Housing
IDIS Activity: 7688 - AFFODABLE HOUSING NOFA-23
Status: Open
Location: 1200 3rd Ave San Diego, CA 92101-4110
Objective: Provide decent affordable housing
Outcome: Availability/accessibility
Matrix Code: Rehab; Multi-Unit Residential (14B) **National Objective:** LMH

Activity to prevent, prepare for, and respond to Coronavirus: No

Initial Funding Date: 09/23/2022

Description:
 Added \$8.3m funding for FY24 AFD HSN NOFA. Projects reprogrammed to FY24 NOFA memo#27617 HB1000003-22 FAMILY HLTH CTR-SAFE PT SD 16,222.27 7746 DF1000003-24 Paving Great Futures-CED 152,566.00 7734 CL1000003-24 Paving Great Futures-PS 353,285.00 7691 GC1000003-23 LA MAESTRA HLTH CTR 686,221.00 7506 AA1000003-21 HUD Administration 29.28 7651 CP1000003-21 EPILEPSY SD-COVID 87,000.00 7597 GB1000003-22 CITY HGHTS FAM CTR 130,036.51 Projects reprogrammed from FY24 Memo#3 \$901,059.367683 DD1000003-23 MISSION-CITY SAIL 97.86 7675 CG1000003-23 OCEAN-LIVING LAB 100.19 7670 CB1000003-23 BAYSIDE COMM CTR 1,237.90 7487 EL1000003-21 SOMALI-MICROENT 2,655.02 7677 CI1000003-23 SD LGBT-BEHAV HLTH 14,058.11 7656 DI1000003-22 ALLIANCE FOR AFRICAN 3,020.00 7488 DA1000003-21 CHICANO FED-HAW I 985.32 7653 DJ1000003-22 CHCDC-MICROENT 123,515.55 7484 EH1000003-21 LOGAN HEIGHTS CDC 13,226.25 7619 HD1000003-22 SDHC-DAY CTR 6,164.58 7621 HE1000003-22 SDHC-FAMILY SHLTR 124,739.04 7622 HF1000003-22 SDHC-INTERIM HSG 22,417.32 7695 HC1000003-23 SDHC-FAMILY SHLR 530,029.00 7693 HA1000003-23 HMLSS RESP CTR 760.16 7672 CD1000003-23 HOME START-HEALTH 15,859.21 7681 DB1000003-23 HORN-REFUGEE 872.48 7679 CK1000003-23 WESLEY HOUSE 5,102.63 7600 GE1000003-22 URBAN-FACILITY 17,997.00 7567 CK1000003-21 LA MAESTRA HLTH CTR 18,221.74

Financing

	Fund Type	Grant Year	Grant	Funded Amount	Drawn In Program Year	Drawn Thru Program Year
CDBG	EN	2018	B18MC060542	\$404,815.73	\$0.00	\$0.00
		2019	B19MC060542	\$2,697,945.24	\$0.00	\$0.00
		2020	B20MC060542	\$692,084.00	\$0.00	\$0.00
		2021	B21MC060542	\$500,000.00	\$0.00	\$0.00
		2022	B22MC060542	\$588,726.45	\$0.00	\$0.00
		2023	B23MC060542	\$46,638.83	\$0.00	\$0.00
	PI			\$4,795,149.81	\$0.00	\$0.00
Total	Total			\$9,725,360.06	\$0.00	\$0.00

Proposed Accomplishments

Housing Units : 1

Actual Accomplishments

Number assisted:

	Owner		Renter		Total		Person	
	Total	Hispanic	Total	Hispanic	Total	Hispanic	Total	Hispanic
White:	0	0	0	0	0	0	0	0
Black/African American:	0	0	0	0	0	0	0	0



U.S. Department of Housing and Urban Development
 Office of Community Planning and Development
 Integrated Disbursement and Information System
 CDBG Activity Summary Report (GPR) for Program Year 2023
 SAN DIEGO

Date: 25-Sep-2024
 Time: 19:38
 Page: 256

Asian:	0	0	0	0	0	0	0	0
American Indian/Alaskan Native:	0	0	0	0	0	0	0	0
Native Hawaiian/Other Pacific Islander:	0	0	0	0	0	0	0	0
American Indian/Alaskan Native & White:	0	0	0	0	0	0	0	0
Asian White:	0	0	0	0	0	0	0	0
Black/African American & White:	0	0	0	0	0	0	0	0
American Indian/Alaskan Native & Black/African American:	0	0	0	0	0	0	0	0
Other multi-racial:	0	0	0	0	0	0	0	0
Asian/Pacific Islander:	0	0	0	0	0	0	0	0
Hispanic:	0	0	0	0	0	0	0	0
Total:	0	0	0	0	0	0	0	0
Female-headed Households:	0		0		0			

Income Category:

	Owner	Renter	Total	Person
Extremely Low	0	0	0	0
Low Mod	0	0	0	0
Moderate	0	0	0	0
Non Low Moderate	0	0	0	0
Total	0	0	0	0

Percent Low/Mod

Annual Accomplishments

No data returned for this view. This might be because the applied filter excludes all data.



U.S. Department of Housing and Urban Development
 Office of Community Planning and Development
 Integrated Disbursement and Information System
 CDBG Activity Summary Report (GPR) for Program Year 2023
 SAN DIEGO

Date: 25-Sep-2024
 Time: 19:38
 Page: 257

PGM Year: 2022
Project: 0006 - Nonprofit Facility Improvements
IDIS Activity: 7689 - CENTRO SAN YSIDRO-HEALTH-23
Status: Open
Location: 4004 Beyer Blvd San Diego, CA 92173-2007
Objective: Create suitable living environments
Outcome: Availability/accessibility
Matrix Code: Health Facilities (03P) **National Objective:** LMC

Activity to prevent, prepare for, and respond to Coronavirus: No

Initial Funding Date: 02/15/2023

Description:

SYHealth proposes to purchase and install a solar power and energy storage system to allow SYHC (San Ysidro Health Center) and MCHC (Maternal Child Health Clinic) to operate off the utility grid in the event of an emergency, as well as creating cost savings to allow improved care for LMI patients.

Financing

	Fund Type	Grant Year	Grant	Funded Amount	Drawn In Program Year	Drawn Thru Program Year
CDBG	EN	2022	B22MC060542	\$726,171.24	\$0.00	\$0.00
	PI			\$102,349.76	\$102,349.76	\$102,349.76
Total	Total			\$828,521.00	\$102,349.76	\$102,349.76

Proposed Accomplishments

Public Facilities : 1

Actual Accomplishments

Number assisted:

	Owner		Renter		Total		Person	
	Total	Hispanic	Total	Hispanic	Total	Hispanic	Total	Hispanic
White:	0	0	0	0	0	0		0
Black/African American:	0	0	0	0	0	0	0	0
Asian:	0	0	0	0	0	0	0	0
American Indian/Alaskan Native:	0	0	0	0	0	0	0	0
Native Hawaiian/Other Pacific Islander:	0	0	0	0	0	0	0	0
American Indian/Alaskan Native & White:	0	0	0	0	0	0	0	0
Asian White:	0	0	0	0	0	0	0	0
Black/African American & White:	0	0	0	0	0	0	0	0
American Indian/Alaskan Native & Black/African American:	0	0	0	0	0	0	0	0
Other multi-racial:	0	0	0	0	0	0	0	0
Asian/Pacific Islander:	0	0	0	0	0	0	0	0



U.S. Department of Housing and Urban Development
 Office of Community Planning and Development
 Integrated Disbursement and Information System
 CDBG Activity Summary Report (GPR) for Program Year 2023
 SAN DIEGO

Date: 25-Sep-2024
 Time: 19:38
 Page: 258

Hispanic:	0	0	0	0	0	0	0	0
Total:	0	0	0	0	0	0	0	0

Female-headed Households: 0 0 0

Income Category:

	Owner	Renter	Total	Person
Extremely Low	0	0	0	0
Low Mod	0	0	0	0
Moderate	0	0	0	0
Non Low Moderate	0	0	0	0
Total	0	0	0	0

Percent Low/Mod

Annual Accomplishments

No data returned for this view. This might be because the applied filter excludes all data.



U.S. Department of Housing and Urban Development
 Office of Community Planning and Development
 Integrated Disbursement and Information System
 CDBG Activity Summary Report (GPR) for Program Year 2023
 SAN DIEGO

Date: 25-Sep-2024
 Time: 19:38
 Page: 259

PGM Year: 2022
Project: 0006 - Nonprofit Facility Improvements
IDIS Activity: 7692 - NEIGHBORHOOD HOUSE-23
Status: Open
Location: 850 S 35th Street San Diego, CA 92113
Objective: Create suitable living environments
Outcome: Availability/accessibility
Matrix Code: Health Facilities (03P) **National Objective:** LMC

Activity to prevent, prepare for, and respond to Coronavirus: No

Initial Funding Date: 02/15/2023

Description:
 Renovation of a 1934 building to improve access, increase participant service capacity, and enhance health and safety measures to meet the higher acuity needs of seniors and dependent adults receiving adult day health care services in our facility.

Financing

	Fund Type	Grant Year	Grant	Funded Amount	Drawn In Program Year	Drawn Thru Program Year
CDBG	EN	2022	B22MC060542	\$715,394.00	\$0.00	\$0.00
Total	Total			\$715,394.00	\$0.00	\$0.00

Proposed Accomplishments

Public Facilities : 1

Actual Accomplishments

Number assisted:

	Owner		Renter		Total		Person	
	Total	Hispanic	Total	Hispanic	Total	Hispanic	Total	Hispanic
White:	0	0	0	0	0	0		0
Black/African American:	0	0	0	0	0	0	0	0
Asian:	0	0	0	0	0	0	0	0
American Indian/Alaskan Native:	0	0	0	0	0	0	0	0
Native Hawaiian/Other Pacific Islander:	0	0	0	0	0	0	0	0
American Indian/Alaskan Native & White:	0	0	0	0	0	0	0	0
Asian White:	0	0	0	0	0	0	0	0
Black/African American & White:	0	0	0	0	0	0	0	0
American Indian/Alaskan Native & Black/African American:	0	0	0	0	0	0	0	0
Other multi-racial:	0	0	0	0	0	0	0	0
Asian/Pacific Islander:	0	0	0	0	0	0	0	0
Hispanic:	0	0	0	0	0	0	0	0



U.S. Department of Housing and Urban Development
 Office of Community Planning and Development
 Integrated Disbursement and Information System
 CDBG Activity Summary Report (GPR) for Program Year 2023
 SAN DIEGO

Date: 25-Sep-2024
 Time: 19:38
 Page: 260

Total: 0 0 0 0 0 0 0 0

Female-headed Households: 0 0 0 0

Income Category:

	Owner	Renter	Total	Person
Extremely Low	0	0	0	0
Low Mod	0	0	0	0
Moderate	0	0	0	0
Non Low Moderate	0	0	0	0
Total	0	0	0	0
Percent Low/Mod				

Annual Accomplishments

No data returned for this view. This might be because the applied filter excludes all data.



U.S. Department of Housing and Urban Development
 Office of Community Planning and Development
 Integrated Disbursement and Information System
 CDBG Activity Summary Report (GPR) for Program Year 2023
 SAN DIEGO

Date: 25-Sep-2024
 Time: 19:38
 Page: 261

PGM Year: 2022
Project: 0008 - Homelessness
IDIS Activity: 7693 - HOMELESS RESPONSE CENTER-23
Status: Completed 4/8/2024 12:00:00 AM
Location: 1401 Imperial Ave San Diego, CA 92101-7527
Objective: Create suitable living environments
Outcome: Availability/accessibility
Matrix Code: Other Public Services Not Listed in 05A-05Y, 03T (05Z) **National Objective:** LMC

Activity to prevent, prepare for, and respond to Coronavirus: No

Initial Funding Date: 02/14/2023

Description:
 Assist people experiencing homelessness by identifying immediate and long term housing solutions, providing crisis management, accessing benefits, and more.

Financing

	Fund Type	Grant Year	Grant	Funded Amount	Drawn In Program Year	Drawn Thru Program Year
CDBG	EN	2022	B22MC060542	\$715,695.19	\$715,695.19	\$715,695.19
	PI			\$283,544.65	\$283,544.65	\$283,544.65
Total	Total			\$999,239.84	\$999,239.84	\$999,239.84

Proposed Accomplishments

People (General) : 200

Actual Accomplishments

Number assisted:

	Owner		Renter		Total		Person	
	Total	Hispanic	Total	Hispanic	Total	Hispanic	Total	Hispanic
White:	0	0	0	0	0	0	254	113
Black/African American:	0	0	0	0	0	0	205	10
Asian:	0	0	0	0	0	0	7	0
American Indian/Alaskan Native:	0	0	0	0	0	0	11	4
Native Hawaiian/Other Pacific Islander:	0	0	0	0	0	0	10	4
American Indian/Alaskan Native & White:	0	0	0	0	0	0	3	0
Asian White:	0	0	0	0	0	0	2	1
Black/African American & White:	0	0	0	0	0	0	6	1
American Indian/Alaskan Native & Black/African American:	0	0	0	0	0	0	3	1
Other multi-racial:	0	0	0	0	0	0	20	12
Asian/Pacific Islander:	0	0	0	0	0	0	0	0
Hispanic:	0	0	0	0	0	0	0	0



U.S. Department of Housing and Urban Development
 Office of Community Planning and Development
 Integrated Disbursement and Information System
 CDBG Activity Summary Report (GPR) for Program Year 2023
 SAN DIEGO

Date: 25-Sep-2024
 Time: 19:38
 Page: 262

Total:	0	0	0	0	0	0	521	146
Female-headed Households:	0		0		0			
<i>Income Category:</i>								
	Owner	Renter	Total	Person				
Extremely Low	0	0	0	487				
Low Mod	0	0	0	27				
Moderate	0	0	0	2				
Non Low Moderate	0	0	0	5				
Total	0	0	0	521				
Percent Low/Mod				99.0%				

Annual Accomplishments

Years	Accomplishment Narrative	# Benefitting
2022	<p>FY 2023 Closeout: The Homelessness Response Center (HRC) was able to provide clients with shelter intake, light touch case management, and navigation services. Staff continued to work with program clients in navigating through the housing system and provide community resources to assist clients toward permanent housing and stability. Other items provided to clients include clothing, inclement weather items, water, hygiene kits, and food. The HRC utilized a solution focused and client centered approach to reach these goals and worked collaboratively in making sure we kept up to date on housing initiatives, programs, and keeping in contact with community partners to meet clients needs and address barriers. A total of 521 unduplicated homeless persons. A total number of 52 unduplicated homeless single adults moved into permanent housing. A total of 8 homeless families moved into permanent housing.</p>	



U.S. Department of Housing and Urban Development
 Office of Community Planning and Development
 Integrated Disbursement and Information System
 CDBG Activity Summary Report (GPR) for Program Year 2023
 SAN DIEGO

Date: 25-Sep-2024
 Time: 19:38
 Page: 263

PGM Year: 2022
Project: 0008 - Homelessness
IDIS Activity: 7694 - SD HSG COMM-DAY CENTER-23

Status: Completed 4/9/2024 12:00:00 AM
Location: 299 17th St San Diego, CA 92101-7665
Objective: Create suitable living environments
Outcome: Availability/accessibility
Matrix Code: Other Public Services Not Listed in 05A-05Y, 03T (05Z) **National Objective:** LMC

Activity to prevent, prepare for, and respond to Coronavirus: No

Initial Funding Date: 02/14/2023

Description:

Provides supportive services to homeless adults within the City of San Diego.
 Offers daily access to laundry, mail, internet, and sotreage space as well as mental health and substanc abuse treatment.

Financing

	Fund Type	Grant Year	Grant	Funded Amount	Drawn In Program Year	Drawn Thru Program Year
CDBG	EN	2022	B22MC060542	\$541,250.00	\$541,250.00	\$541,250.00
Total	Total			\$541,250.00	\$541,250.00	\$541,250.00

Proposed Accomplishments

People (General) : 2,000

Actual Accomplishments

Number assisted:

	Owner		Renter		Total		Person	
	Total	Hispanic	Total	Hispanic	Total	Hispanic	Total	Hispanic
White:	0	0	0	0	0	0	3,937	1,652
Black/African American:	0	0	0	0	0	0	1,619	109
Asian:	0	0	0	0	0	0	100	4
American Indian/Alaskan Native:	0	0	0	0	0	0	198	103
Native Hawaiian/Other Pacific Islander:	0	0	0	0	0	0	99	30
American Indian/Alaskan Native & White:	0	0	0	0	0	0	39	11
Asian White:	0	0	0	0	0	0	13	3
Black/African American & White:	0	0	0	0	0	0	25	5
American Indian/Alaskan Native & Black/African American:	0	0	0	0	0	0	15	2
Other multi-racial:	0	0	0	0	0	0	49	20
Asian/Pacific Islander:	0	0	0	0	0	0	0	0
Hispanic:	0	0	0	0	0	0	0	0



U.S. Department of Housing and Urban Development
 Office of Community Planning and Development
 Integrated Disbursement and Information System
 CDBG Activity Summary Report (GPR) for Program Year 2023
 SAN DIEGO

Date: 25-Sep-2024
 Time: 19:38
 Page: 264

Total:	0	0	0	0	0	0	6,094	1,939
Female-headed Households:	0		0		0			
<i>Income Category:</i>								
	Owner	Renter	Total	Person				
Extremely Low	0	0	0	6,090				
Low Mod	0	0	0	3				
Moderate	0	0	0	1				
Non Low Moderate	0	0	0	0				
Total	0	0	0	6,094				
Percent Low/Mod				100.0%				

Annual Accomplishments

Years	Accomplishment Narrative	# Benefiting
2022	<p>FY 2023 Closeout: The Day Center Facility for Homeless Adults served as a centralized access point for individuals experiencing homelessness in the City of San Diego, while also providing an array of resources and services aimed to help participants engage, stabilize, and obtain appropriate housing. The Day Center was key in the Coordinated Entry System (CES) process and implemented Homeless Prevention and Shelter Diversion conversations with all clients seeking Shelter. This grant year, the Day Center has had Homeless Prevention and Shelter Diversion conversations with clients to return to safe family and friend environments or self-resolve their housing barriers if possible. A variety of critical services was also provided, which included a safe, comfortable drop-in center for homeless adults with access to bathroom facilities and shelter from the elements during the day. The Day Center continued its tradition of exceeding all expectations for the ever-changing needs of the clients served. This year the Day Center met the call to provide traditional humanitarian services while seeking new housing resources for clients. The mission remained the same, to provide essential humanitarian services while giving/motivating toward a hand up out of homelessness. The Day Center innovated the way forward in collaboration with our community partners. Day Center Case Managers continued to multi-task and provided System Navigation and documentation gathering assistance, transportation assistance, application assistance, employment assistance, housing leads, recovery resources, CLUB Client assignments, outreach and in-reach to clients, walk-in case management, and needs assessments. One of the things successfully done in Day Center Case Management was work with other organizations, such as the VA, to help them locate or get in touch with clients whom they struggle to stay in contact with but use Day Center services while on the street. A total of 6,094 unduplicated homeless adults were served.</p>	



U.S. Department of Housing and Urban Development
 Office of Community Planning and Development
 Integrated Disbursement and Information System
 CDBG Activity Summary Report (GPR) for Program Year 2023
 SAN DIEGO

Date: 25-Sep-2024
 Time: 19:38
 Page: 265

PGM Year: 2022
Project: 0008 - Homelessness
IDIS Activity: 7696 - SD HSG COMM-INTERIM HOUSING-23

Status: Completed 8/21/2024 12:00:00 AM
Location: 1501 Imperial Ave San Diego, CA 92101-7638
Objective: Create suitable living environments
Outcome: Availability/accessibility
Matrix Code: Other Public Services Not Listed in 05A-05Y, 03T (05Z) **National Objective:** LMC

Activity to prevent, prepare for, and respond to Coronavirus: No

Initial Funding Date: 02/14/2023

Description:
 Provides interim housing and supportive services designed to help facilitate stabilization and exits to longer term or permanent housing for homeless single adults.

Financing

	Fund Type	Grant Year	Grant	Funded Amount	Drawn In Program Year	Drawn Thru Program Year
CDBG	EN	2022	B22MC060542	\$245,477.00	\$245,477.00	\$245,477.00
Total	Total			\$245,477.00	\$245,477.00	\$245,477.00

Proposed Accomplishments

People (General) : 1,390

Actual Accomplishments

Number assisted:

	Owner		Renter		Total		Person	
	Total	Hispanic	Total	Hispanic	Total	Hispanic	Total	Hispanic
White:	0	0	0	0	0	0	785	361
Black/African American:	0	0	0	0	0	0	316	23
Asian:	0	0	0	0	0	0	22	2
American Indian/Alaskan Native:	0	0	0	0	0	0	49	35
Native Hawaiian/Other Pacific Islander:	0	0	0	0	0	0	16	6
American Indian/Alaskan Native & White:	0	0	0	0	0	0	12	5
Asian White:	0	0	0	0	0	0	4	1
Black/African American & White:	0	0	0	0	0	0	3	1
American Indian/Alaskan Native & Black/African American:	0	0	0	0	0	0	4	2
Other multi-racial:	0	0	0	0	0	0	8	2
Asian/Pacific Islander:	0	0	0	0	0	0	0	0
Hispanic:	0	0	0	0	0	0	0	0
Total:	0	0	0	0	0	0	1,219	438



U.S. Department of Housing and Urban Development
 Office of Community Planning and Development
 Integrated Disbursement and Information System
 CDBG Activity Summary Report (GPR) for Program Year 2023
 SAN DIEGO

Date: 25-Sep-2024
 Time: 19:38
 Page: 266

Female-headed Households: 0 0 0

Income Category:

	Owner	Renter	Total	Person
Extremely Low	0	0	0	1,212
Low Mod	0	0	0	6
Moderate	0	0	0	1
Non Low Moderate	0	0	0	0
Total	0	0	0	1,219
Percent Low/Mod				100.0%

Annual Accomplishments

Years	Accomplishment Narrative	# Benefitting
2022	FY 2023 Closeout: The City of San Diego Interim Housing Program for Homeless Adults provided interim housing and supportive services to homeless single adults designed to help facilitate stabilization and exits to longer term or permanent housing using the Housing First model. A total of 350 beds were made available for interim housing participants, including 50 Homeless Outreach Team (HOT) beds. Program activities included but were not limited to 1) daily 24-hour Residential and Security services for those individuals who identify as single men and single women, 2) three daily on-site meals (breakfast, lunch, and dinner) are provided to all residents of the PMC IH Program, 3) daily mail services, 4) and on-site Case Management Services. During the reporting period, project staff continued to engage clients to participate in Case Management Services, Employment and Education Services, Mental Health Services, and Transformative Recovery Services based on individual needs. A total of 1,219 unduplicated homeless single adults were served utilizing CDBG funds, ESG funds, and City of San Diego General Funds.	



U.S. Department of Housing and Urban Development
 Office of Community Planning and Development
 Integrated Disbursement and Information System
 CDBG Activity Summary Report (GPR) for Program Year 2023
 SAN DIEGO

Date: 25-Sep-2024
 Time: 19:38
 Page: 267

PGM Year: 2022
Project: 0008 - Homelessness
IDIS Activity: 7697 - SERVING SENIORS-23
Status: Open
Location: 525 14th St Ste 200 Suite 200 San Diego, CA 92101-7556
Objective: Create suitable living environments
Outcome: Availability/accessibility
Matrix Code: Senior Services (05A) **National Objective:** LMC

Activity to prevent, prepare for, and respond to Coronavirus: No

Initial Funding Date: 02/14/2023

Description:

Serving Seniors Transitional Housing provides no-cost transitional housing and support services for unhoused LMI seniors in the City of San Diego.

Financing

	Fund Type	Grant Year	Grant	Funded Amount	Drawn In Program Year	Drawn Thru Program Year
CDBG	EN	2018	B18MC060542	\$12,706.80	\$12,706.80	\$12,706.80
		2022	B22MC060542	\$52,293.20	\$31,417.71	\$52,293.20
Total	Total			\$65,000.00	\$44,124.51	\$65,000.00

Proposed Accomplishments

People (General) : 75

Actual Accomplishments

Number assisted:

	Owner		Renter		Total		Person	
	Total	Hispanic	Total	Hispanic	Total	Hispanic	Total	Hispanic
White:	0	0	0	0	0	0		0
Black/African American:	0	0	0	0	0	0	0	0
Asian:	0	0	0	0	0	0	0	0
American Indian/Alaskan Native:	0	0	0	0	0	0	0	0
Native Hawaiian/Other Pacific Islander:	0	0	0	0	0	0	0	0
American Indian/Alaskan Native & White:	0	0	0	0	0	0	0	0
Asian White:	0	0	0	0	0	0	0	0
Black/African American & White:	0	0	0	0	0	0	0	0
American Indian/Alaskan Native & Black/African American:	0	0	0	0	0	0	0	0
Other multi-racial:	0	0	0	0	0	0	0	0
Asian/Pacific Islander:	0	0	0	0	0	0	0	0
Hispanic:	0	0	0	0	0	0	0	0



U.S. Department of Housing and Urban Development
 Office of Community Planning and Development
 Integrated Disbursement and Information System
 CDBG Activity Summary Report (GPR) for Program Year 2023
 SAN DIEGO

Date: 25-Sep-2024
 Time: 19:38
 Page: 268

Total: 0 0 0 0 0 0 0 0

Female-headed Households: 0 0 0 0

Income Category:

	Owner	Renter	Total	Person
Extremely Low	0	0	0	0
Low Mod	0	0	0	0
Moderate	0	0	0	0
Non Low Moderate	0	0	0	0
Total	0	0	0	0
Percent Low/Mod				

Annual Accomplishments

No data returned for this view. This might be because the applied filter excludes all data.



U.S. Department of Housing and Urban Development
 Office of Community Planning and Development
 Integrated Disbursement and Information System
 CDBG Activity Summary Report (GPR) for Program Year 2023
 SAN DIEGO

Date: 25-Sep-2024
 Time: 19:38
 Page: 269

PGM Year: 2022
Project: 0001 - CDBG Administration
IDIS Activity: 7698 - HUD ADMINISTRATION-23
Status: Open
Location: ,
Objective:
Outcome:
Matrix Code: General Program Administration (21A) **National Objective:**

Activity to prevent, prepare for, and respond to Coronavirus: No

Initial Funding Date: 08/23/2022

Description:
 Admin costs for fy 23

Financing

	Fund Type	Grant Year	Grant	Funded Amount	Drawn In Program Year	Drawn Thru Program Year
CDBG	EN	2016	B16MC060542	\$94,483.78	\$94,483.78	\$94,483.78
		2018	B18MC060542	\$1,395,818.39	\$1,286,915.19	\$1,395,818.39
		2019	B19MC060542	\$1,578,346.22	\$1,578,346.22	\$1,578,346.22
		2020	B20MC060542	\$449,145.41	\$449,145.41	\$449,145.41
		2021	B21MC060542	\$104,231.54	\$104,231.54	\$104,231.54
		2022	B22MC060542	\$773,283.27	\$78,229.33	\$78,229.33
	PI			\$757,450.39	\$0.00	\$1,202.40
Total	Total			\$5,152,759.00	\$3,591,351.47	\$3,701,457.07

Proposed Accomplishments

Actual Accomplishments

Number assisted:

	Owner		Renter		Total		Person	
	Total	Hispanic	Total	Hispanic	Total	Hispanic	Total	Hispanic
White:					0	0		
Black/African American:					0	0		
Asian:					0	0		
American Indian/Alaskan Native:					0	0		
Native Hawaiian/Other Pacific Islander:					0	0		
American Indian/Alaskan Native & White:					0	0		
Asian White:					0	0		
Black/African American & White:					0	0		
American Indian/Alaskan Native & Black/African American:					0	0		



U.S. Department of Housing and Urban Development
 Office of Community Planning and Development
 Integrated Disbursement and Information System
 CDBG Activity Summary Report (GPR) for Program Year 2023
 SAN DIEGO

Date: 25-Sep-2024
 Time: 19:38
 Page: 270

Other multi-racial:						0	0
Asian/Pacific Islander:						0	0
Hispanic:						0	0
Total:			0	0	0	0	0

Female-headed Households: 0

Income Category:

	Owner	Renter	Total	Person
Extremely Low			0	
Low Mod			0	
Moderate			0	
Non Low Moderate			0	
Total	0	0	0	0
Percent Low/Mod				

Annual Accomplishments

No data returned for this view. This might be because the applied filter excludes all data.



U.S. Department of Housing and Urban Development
 Office of Community Planning and Development
 Integrated Disbursement and Information System
 CDBG Activity Summary Report (GPR) for Program Year 2023
 SAN DIEGO

Date: 25-Sep-2024
 Time: 19:38
 Page: 271

PGM Year: 2022
Project: 0001 - CDBG Administration
IDIS Activity: 7699 - FAIR HSG SERVICES-23
Status: Completed 8/19/2024 12:00:00 AM
Location: ,
Objective:
Outcome:
Matrix Code: Fair Housing Activities (subject to 20% Admin Cap) (21D) **National Objective:**

Activity to prevent, prepare for, and respond to Coronavirus: No

Initial Funding Date: 02/13/2023

Description:

Fair housing activities for FY 23.
 During the fiscal year the Fair Housing Center conducted a total of twenty-five (25) matched pair tests based on the protected class of Source of Income. Three (3) tests showed differential treatment of a rental subsidy holder when the housing provider incorrectly applied the financial income standard. The remaining twenty-two (22) paired tests did not indicate source of income discrimination.
 In FY 2022-2023, LASSD processed a total of 1,881 intakes in the City.
 Out of those intakes, 152 allegations were investigated further for fair housing enforcement. The remaining cases were internal LASSD referrals, or external referrals to other community resources.
 As part of the annual celebration of Fair Housing Month in April, LASSD hosted a virtual fair housing training specifically for housing providers. This year approximately 57 housing providers attended the event.
 During this last fiscal year 2022-2023, LASSD received a total of 92 allegations of discrimination based on disability. The second most reported type of housing discrimination was based on race/color. The third most reported type of housing discrimination in San Diego was source of income.

Financing

	Fund Type	Grant Year	Grant	Funded Amount	Drawn In Program Year	Drawn Thru Program Year
CDBG	EN	2021	B21MC060542	\$124,979.10	\$124,979.10	\$124,979.10
	PI			\$104,080.41	\$104,080.41	\$104,080.41
Total	Total			\$229,059.51	\$229,059.51	\$229,059.51

Proposed Accomplishments

Actual Accomplishments

<i>Number assisted:</i>	Owner		Renter		Total		Person	
	Total	Hispanic	Total	Hispanic	Total	Hispanic	Total	Hispanic
White:					0	0		
Black/African American:					0	0		
Asian:					0	0		
American Indian/Alaskan Native:					0	0		
Native Hawaiian/Other Pacific Islander:					0	0		



U.S. Department of Housing and Urban Development
 Office of Community Planning and Development
 Integrated Disbursement and Information System
 CDBG Activity Summary Report (GPR) for Program Year 2023
 SAN DIEGO

Date: 25-Sep-2024
 Time: 19:38
 Page: 272

American Indian/Alaskan Native & White:	0	0							
Asian White:	0	0							
Black/African American & White:	0	0							
American Indian/Alaskan Native & Black/African American:	0	0							
Other multi-racial:	0	0							
Asian/Pacific Islander:	0	0							
Hispanic:	0	0							
Total:	0	0	0	0	0	0	0	0	0

Female-headed Households: 0

Income Category:

	Owner	Renter	Total	Person
Extremely Low			0	
Low Mod			0	
Moderate			0	
Non Low Moderate			0	
Total	0	0	0	0
Percent Low/Mod				

Annual Accomplishments

No data returned for this view. This might be because the applied filter excludes all data.



U.S. Department of Housing and Urban Development
 Office of Community Planning and Development
 Integrated Disbursement and Information System
 CDBG Activity Summary Report (GPR) for Program Year 2023
 SAN DIEGO

Date: 25-Sep-2024
 Time: 19:38
 Page: 273

PGM Year: 2022
Project: 0007 - Affordable Housing
IDIS Activity: 7706 - SERENADE ON 43RD-23
Status: Open
Location: Serenade on 43rd San Diego, CA 92101
Objective: Provide decent affordable housing
Outcome: Availability/accessibility
Matrix Code: Acquisition of Real Property (01) **National Objective:** LMH

Activity to prevent, prepare for, and respond to Coronavirus: No

Initial Funding Date: 09/07/2022

Description:

To acquire property to develop a low-income housing apartment complex, to be known as Serenade on 43rd.

Financing

	Fund Type	Grant Year	Grant	Funded Amount	Drawn In Program Year	Drawn Thru Program Year
CDBG	PI			\$6,500,000.00	\$0.00	\$6,500,000.00
Total	Total			\$6,500,000.00	\$0.00	\$6,500,000.00

Proposed Accomplishments

Housing Units : 1

Actual Accomplishments

Number assisted:

	Owner		Renter		Total		Person	
	Total	Hispanic	Total	Hispanic	Total	Hispanic	Total	Hispanic
White:	0	0	0	0	0	0		0
Black/African American:	0	0	0	0	0	0	0	0
Asian:	0	0	0	0	0	0	0	0
American Indian/Alaskan Native:	0	0	0	0	0	0	0	0
Native Hawaiian/Other Pacific Islander:	0	0	0	0	0	0	0	0
American Indian/Alaskan Native & White:	0	0	0	0	0	0	0	0
Asian White:	0	0	0	0	0	0	0	0
Black/African American & White:	0	0	0	0	0	0	0	0
American Indian/Alaskan Native & Black/African American:	0	0	0	0	0	0	0	0
Other multi-racial:	0	0	0	0	0	0	0	0
Asian/Pacific Islander:	0	0	0	0	0	0	0	0
Hispanic:	0	0	0	0	0	0	0	0
Total:	0	0	0	0	0	0	0	0



U.S. Department of Housing and Urban Development
Office of Community Planning and Development
Integrated Disbursement and Information System
CDBG Activity Summary Report (GPR) for Program Year 2023
SAN DIEGO

Date: 25-Sep-2024

Time: 19:38

Page: 274

Female-headed Households:

0 0 0

Income Category:

	Owner	Renter	Total	Person
Extremely Low	0	0	0	0
Low Mod	0	0	0	0
Moderate	0	0	0	0
Non Low Moderate	0	0	0	0
Total	0	0	0	0

Percent Low/Mod

Annual Accomplishments

No data returned for this view. This might be because the applied filter excludes all data.



U.S. Department of Housing and Urban Development
 Office of Community Planning and Development
 Integrated Disbursement and Information System
 CDBG Activity Summary Report (GPR) for Program Year 2023
 SAN DIEGO

Date: 25-Sep-2024
 Time: 19:38
 Page: 275

PGM Year: 2019
Project: 0033 - CDBG-CV Related activities
IDIS Activity: 7711 - Jewish Family Services-Safe Parking CDBG-CV-21
Status: Completed 7/25/2024 12:00:00 AM
Location: 8804 Balboa Ave San Diego, CA 92123-1506
Objective: Provide decent affordable housing
Outcome: Affordability
Matrix Code: Operating Costs of Homeless/AIDS Patients Programs (03T) **National Objective:** LMC

Activity to prevent, prepare for, and respond to Coronavirus: Yes

Initial Funding Date: 09/15/2022

Description:

Financing

	Fund Type	Grant Year	Grant	Funded Amount	Drawn In Program Year	Drawn Thru Program Year
CDBG	EN	2020	B20MW060542	\$406,172.09	\$260,381.97	\$406,172.09
Total	Total			\$406,172.09	\$260,381.97	\$406,172.09

Proposed Accomplishments

People (General) : 1,200

Actual Accomplishments

Number assisted:

	Owner		Renter		Total		Person	
	Total	Hispanic	Total	Hispanic	Total	Hispanic	Total	Hispanic
White:	0	0	0	0	0	0	179	15
Black/African American:	0	0	0	0	0	0	33	2
Asian:	0	0	0	0	0	0	5	0
American Indian/Alaskan Native:	0	0	0	0	0	0	3	0
Native Hawaiian/Other Pacific Islander:	0	0	0	0	0	0	3	0
American Indian/Alaskan Native & White:	0	0	0	0	0	0	2	0
Asian White:	0	0	0	0	0	0	0	0
Black/African American & White:	0	0	0	0	0	0	0	0
American Indian/Alaskan Native & Black/African American:	0	0	0	0	0	0	2	0
Other multi-racial:	0	0	0	0	0	0	29	0
Asian/Pacific Islander:	0	0	0	0	0	0	0	0
Hispanic:	0	0	0	0	0	0	0	0
Total:	0	0	0	0	0	0	256	17



U.S. Department of Housing and Urban Development
 Office of Community Planning and Development
 Integrated Disbursement and Information System
 CDBG Activity Summary Report (GPR) for Program Year 2023
 SAN DIEGO

Date: 25-Sep-2024
 Time: 19:38
 Page: 276

Female-headed Households: 0 0 0

Income Category:

	Owner	Renter	Total	Person
Extremely Low	0	0	0	203
Low Mod	0	0	0	35
Moderate	0	0	0	7
Non Low Moderate	0	0	0	11
Total	0	0	0	256
Percent Low/Mod				95.7%

Annual Accomplishments

Years	Accomplishment Narrative	# Benefitting
2022	The Safe Parking Program at Mission Valley will provide safe parking services to homeless families, children and individuals who live in their vehicles 24 hours a day, seven days a week. The Safe Parking Program operates at 2250 Mission Village Drive, San Diego, 92123 and the activities will prevent, prepare for or respond to the impacts of COVID-19. A total of 256 unduplicated homeless individuals were provided access as-needed to safe 24-hour parking, housing navigation and wrap-around services for the purpose of creating a suitable living environment and preventing, preparing for, or responding to the impacts of COVID-19. The Program assists homeless individuals living in their cars and others who turn to JFS when facing homelessness. Individuals served by the program tend to be people experiencing homelessness for the first time and are primarily families with children and older adults. Many of these individuals have recently become homeless or are in transition searching for affordable housing in one of the most unaffordable housing markets in the nation.	



U.S. Department of Housing and Urban Development
 Office of Community Planning and Development
 Integrated Disbursement and Information System
 CDBG Activity Summary Report (GPR) for Program Year 2023
 SAN DIEGO

Date: 25-Sep-2024
 Time: 19:38
 Page: 277

PGM Year: 2022
Project: 0007 - Affordable Housing
IDIS Activity: 7719 - Iris at Trolley

Status: Open Objective: Provide decent affordable housing
 Location: 1507 Howard Ave San Diego, CA 92173-1209 Outcome: Availability/accessibility
 Matrix Code: Acquisition of Real Property (01) National Objective: LMH

Activity to prevent, prepare for, and respond to Coronavirus: No

Initial Funding Date: 04/17/2023

Description:

To acquire property to develop low-income housing apartment complex, at 1507 Howard Avenue, San Diego, Ca. 92173 and known as "Iris at Trolley".
 The site is approximately .96 acres.
 The proposed 64-unit housing project will consist of one 5-story building with 30 one-bedroom units, 18 two-bedroom units, 16 three-bedroom units and 1 two-bedroom on-site manager's unit.

Financing

	Fund Type	Grant Year	Grant	Funded Amount	Drawn In Program Year	Drawn Thru Program Year
CDBG	LA	2017	B17MC060542	\$826,168.65	\$0.00	\$826,168.65
		2018	B18MC060542	\$812,476.84	\$0.00	\$812,476.84
	PI			\$1,861,354.51	\$0.00	\$1,861,354.51
Total	Total			\$3,500,000.00	\$0.00	\$3,500,000.00

Proposed Accomplishments

Housing Units : 64

Actual Accomplishments

Number assisted:

	Owner		Renter		Total		Person	
	Total	Hispanic	Total	Hispanic	Total	Hispanic	Total	Hispanic
White:	0	0	0	0	0	0	0	0
Black/African American:	0	0	0	0	0	0	0	0
Asian:	0	0	0	0	0	0	0	0
American Indian/Alaskan Native:	0	0	0	0	0	0	0	0
Native Hawaiian/Other Pacific Islander:	0	0	0	0	0	0	0	0
American Indian/Alaskan Native & White:	0	0	0	0	0	0	0	0
Asian White:	0	0	0	0	0	0	0	0
Black/African American & White:	0	0	0	0	0	0	0	0
American Indian/Alaskan Native & Black/African American:	0	0	0	0	0	0	0	0



U.S. Department of Housing and Urban Development
 Office of Community Planning and Development
 Integrated Disbursement and Information System
 CDBG Activity Summary Report (GPR) for Program Year 2023
 SAN DIEGO

Date: 25-Sep-2024
 Time: 19:38
 Page: 278

Other multi-racial:	0	0	0	0	0	0	0	0
Asian/Pacific Islander:	0	0	0	0	0	0	0	0
Hispanic:	0	0	0	0	0	0	0	0
Total:	0	0	0	0	0	0	0	0

Female-headed Households: 0 0 0

Income Category:

	Owner	Renter	Total	Person
Extremely Low	0	0	0	0
Low Mod	0	0	0	0
Moderate	0	0	0	0
Non Low Moderate	0	0	0	0
Total	0	0	0	0

Percent Low/Mod

Annual Accomplishments

No data returned for this view. This might be because the applied filter excludes all data.



U.S. Department of Housing and Urban Development
 Office of Community Planning and Development
 Integrated Disbursement and Information System
 CDBG Activity Summary Report (GPR) for Program Year 2023
 SAN DIEGO

Date: 25-Sep-2024
 Time: 19:38
 Page: 279

PGM Year:	2023	Objective:	Create suitable living environments
Project:	0003 - Community and Public Services	Outcome:	Availability/accessibility
IDIS Activity:	7722 - EPISCOPAL CMTY SRVCS-24	Matrix Code:	Operating Costs of Homeless/AIDS Patients Programs (03T)
Status:	Open	National Objective:	LMC
Location:	2822 5th Ave San Diego, CA 92103-6327		

Activity to prevent, prepare for, and respond to Coronavirus: No

Initial Funding Date: 10/09/2023

Description:

The Uptown Safe Haven project will provide housing, case management, and wrap around services for chronically homeless adults living with co-occurring conditions in San Diego. The project will address a client's immediate needs and assist with the development of long-term plans to maintain permanent housing.

Financing

	Fund Type	Grant Year	Grant	Funded Amount	Drawn In Program Year	Drawn Thru Program Year
CDBG	EN	2023	B23MC060542	\$34,426.41	\$0.00	\$0.00
	PI			\$58,573.59	\$44,994.22	\$44,994.22
Total	Total			\$93,000.00	\$44,994.22	\$44,994.22

Proposed Accomplishments

People (General) : 4

Actual Accomplishments

Number assisted:

	Owner		Renter		Total		Person	
	Total	Hispanic	Total	Hispanic	Total	Hispanic	Total	Hispanic
White:	0	0	0	0	0	0	0	0
Black/African American:	0	0	0	0	0	0	0	0
Asian:	0	0	0	0	0	0	0	0
American Indian/Alaskan Native:	0	0	0	0	0	0	0	0
Native Hawaiian/Other Pacific Islander:	0	0	0	0	0	0	0	0
American Indian/Alaskan Native & White:	0	0	0	0	0	0	0	0
Asian White:	0	0	0	0	0	0	0	0
Black/African American & White:	0	0	0	0	0	0	0	0
American Indian/Alaskan Native & Black/African American:	0	0	0	0	0	0	0	0
Other multi-racial:	0	0	0	0	0	0	0	0
Asian/Pacific Islander:	0	0	0	0	0	0	0	0



U.S. Department of Housing and Urban Development
 Office of Community Planning and Development
 Integrated Disbursement and Information System
 CDBG Activity Summary Report (GPR) for Program Year 2023
 SAN DIEGO

Date: 25-Sep-2024
 Time: 19:38
 Page: 280

Hispanic:	0	0	0	0	0	0	0	0	0
Total:	0	0	0	0	0	0	0	0	0

Female-headed Households: 0 0 0 0

Income Category:

	Owner	Renter	Total	Person
Extremely Low	0	0	0	0
Low Mod	0	0	0	0
Moderate	0	0	0	0
Non Low Moderate	0	0	0	0
Total	0	0	0	0

Percent Low/Mod

Annual Accomplishments

No data returned for this view. This might be because the applied filter excludes all data.



U.S. Department of Housing and Urban Development
 Office of Community Planning and Development
 Integrated Disbursement and Information System
 CDBG Activity Summary Report (GPR) for Program Year 2023
 SAN DIEGO

Date: 25-Sep-2024
 Time: 19:38
 Page: 281

PGM Year: 2023
Project: 0003 - Community and Public Services
IDIS Activity: 7725 - FAMILY HLTH CTR-SAFE POINT SD-24
Status: Open
Location: 823 Gateway Center Way San Diego, CA 92102-4541
Objective: Create suitable living environments
Outcome: Availability/accessibility
Matrix Code: Substance Abuse Services (05F) **National Objective:** LMC

Activity to prevent, prepare for, and respond to Coronavirus: No

Initial Funding Date: 10/17/2023

Description:
 The Safe Point San Diego (SPSD) project will provide harm reduction supplies, education, and lifesaving referrals to low-income San Diegans who inject drugs.

Financing

	Fund Type	Grant Year	Grant	Funded Amount	Drawn In Program Year	Drawn Thru Program Year
CDBG	PI			\$100,000.00	\$80,043.77	\$80,043.77
Total	Total			\$100,000.00	\$80,043.77	\$80,043.77

Proposed Accomplishments

People (General) : 1,900

Actual Accomplishments

Number assisted:

	Owner		Renter		Total		Person	
	Total	Hispanic	Total	Hispanic	Total	Hispanic	Total	Hispanic
White:	0	0	0	0	0	0		0
Black/African American:	0	0	0	0	0	0	0	0
Asian:	0	0	0	0	0	0	0	0
American Indian/Alaskan Native:	0	0	0	0	0	0	0	0
Native Hawaiian/Other Pacific Islander:	0	0	0	0	0	0	0	0
American Indian/Alaskan Native & White:	0	0	0	0	0	0	0	0
Asian White:	0	0	0	0	0	0	0	0
Black/African American & White:	0	0	0	0	0	0	0	0
American Indian/Alaskan Native & Black/African American:	0	0	0	0	0	0	0	0
Other multi-racial:	0	0	0	0	0	0	0	0
Asian/Pacific Islander:	0	0	0	0	0	0	0	0
Hispanic:	0	0	0	0	0	0	0	0
Total:	0	0	0	0	0	0	0	0



U.S. Department of Housing and Urban Development
Office of Community Planning and Development
Integrated Disbursement and Information System
CDBG Activity Summary Report (GPR) for Program Year 2023
SAN DIEGO

Date: 25-Sep-2024

Time: 19:38

Page: 282

Female-headed Households:

0 0 0

Income Category:

	Owner	Renter	Total	Person
Extremely Low	0	0	0	0
Low Mod	0	0	0	0
Moderate	0	0	0	0
Non Low Moderate	0	0	0	0
Total	0	0	0	0

Percent Low/Mod

Annual Accomplishments

No data returned for this view. This might be because the applied filter excludes all data.



U.S. Department of Housing and Urban Development
 Office of Community Planning and Development
 Integrated Disbursement and Information System
 CDBG Activity Summary Report (GPR) for Program Year 2023
 SAN DIEGO

Date: 25-Sep-2024
 Time: 19:38
 Page: 283

PGM Year: 2023
Project: 0003 - Community and Public Services
IDIS Activity: 7726 - HOME START-BEHAV HLTH SVCS-24
Status: Open
Location: 5005 Texas St San Diego, CA 92108-3721
Objective: Create suitable living environments
Outcome: Availability/accessibility
Matrix Code: Abused and Neglected Children (05N) **National Objective:** LMC

Activity to prevent, prepare for, and respond to Coronavirus: No

Initial Funding Date: 10/17/2023

Description:

Financing

	Fund Type	Grant Year	Grant	Funded Amount	Drawn In Program Year	Drawn Thru Program Year
CDBG	EN	2017	B17MC060542	\$7,037.20	\$0.00	\$0.00
	PI			\$115,860.80	\$88,700.49	\$88,700.49
Total	Total			\$122,898.00	\$88,700.49	\$88,700.49

Proposed Accomplishments

People (General) : 30

Actual Accomplishments

Number assisted:

	Owner		Renter		Total		Person	
	Total	Hispanic	Total	Hispanic	Total	Hispanic	Total	Hispanic
White:	0	0	0	0	0	0		0
Black/African American:	0	0	0	0	0	0	0	0
Asian:	0	0	0	0	0	0	0	0
American Indian/Alaskan Native:	0	0	0	0	0	0	0	0
Native Hawaiian/Other Pacific Islander:	0	0	0	0	0	0	0	0
American Indian/Alaskan Native & White:	0	0	0	0	0	0	0	0
Asian White:	0	0	0	0	0	0	0	0
Black/African American & White:	0	0	0	0	0	0	0	0
American Indian/Alaskan Native & Black/African American:	0	0	0	0	0	0	0	0
Other multi-racial:	0	0	0	0	0	0	0	0
Asian/Pacific Islander:	0	0	0	0	0	0	0	0
Hispanic:	0	0	0	0	0	0	0	0
Total:	0	0	0	0	0	0	0	0



U.S. Department of Housing and Urban Development
Office of Community Planning and Development
Integrated Disbursement and Information System
CDBG Activity Summary Report (GPR) for Program Year 2023
SAN DIEGO

Date: 25-Sep-2024

Time: 19:38

Page: 284

Female-headed Households:

0 0 0

Income Category:

	Owner	Renter	Total	Person
Extremely Low	0	0	0	0
Low Mod	0	0	0	0
Moderate	0	0	0	0
Non Low Moderate	0	0	0	0
Total	0	0	0	0

Percent Low/Mod

Annual Accomplishments

No data returned for this view. This might be because the applied filter excludes all data.



U.S. Department of Housing and Urban Development
 Office of Community Planning and Development
 Integrated Disbursement and Information System
 CDBG Activity Summary Report (GPR) for Program Year 2023
 SAN DIEGO

Date: 25-Sep-2024
 Time: 19:38
 Page: 285

PGM Year: 2023
Project: 0002 - Workforce Development
IDIS Activity: 7727 - KITCHENS 4 GOOD-PROJECT LAUNCH-24
Status: Open
Location: 2799 Health Center Dr San Diego, CA 92123-2708
Objective: Create suitable living environments
Outcome: Availability/accessibility
Matrix Code: Employment Training (05H) **National Objective:** LMC

Activity to prevent, prepare for, and respond to Coronavirus: No

Initial Funding Date: 11/01/2023

Description:

Financing

	Fund Type	Grant Year	Grant	Funded Amount	Drawn In Program Year	Drawn Thru Program Year
CDBG	EN	2017	B17MC060542	\$119,873.57	\$119,873.57	\$119,873.57
	PI			\$60,126.43	\$55,123.62	\$55,123.62
Total	Total			\$180,000.00	\$174,997.19	\$174,997.19

Proposed Accomplishments

People (General) : 120

Actual Accomplishments

Number assisted:

	Owner		Renter		Total		Person	
	Total	Hispanic	Total	Hispanic	Total	Hispanic	Total	Hispanic
White:	0	0	0	0	0	0	45	11
Black/African American:	0	0	0	0	0	0	25	1
Asian:	0	0	0	0	0	0	5	0
American Indian/Alaskan Native:	0	0	0	0	0	0	5	2
Native Hawaiian/Other Pacific Islander:	0	0	0	0	0	0	3	0
American Indian/Alaskan Native & White:	0	0	0	0	0	0	0	0
Asian White:	0	0	0	0	0	0	0	0
Black/African American & White:	0	0	0	0	0	0	1	0
American Indian/Alaskan Native & Black/African American:	0	0	0	0	0	0	0	0
Other multi-racial:	0	0	0	0	0	0	25	12
Asian/Pacific Islander:	0	0	0	0	0	0	0	0
Hispanic:	0	0	0	0	0	0	0	0
Total:	0	0	0	0	0	0	109	26



U.S. Department of Housing and Urban Development
 Office of Community Planning and Development
 Integrated Disbursement and Information System
 CDBG Activity Summary Report (GPR) for Program Year 2023
 SAN DIEGO

Date: 25-Sep-2024
 Time: 19:38
 Page: 286

Female-headed Households: 0 0 0

Income Category:

	Owner	Renter	Total	Person
Extremely Low	0	0	0	103
Low Mod	0	0	0	6
Moderate	0	0	0	0
Non Low Moderate	0	0	0	0
Total	0	0	0	109
Percent Low/Mod				100.0%

Annual Accomplishments

Years	Accomplishment Narrative	# Benefitting
2023	CDBG funding supported the Project Launch Apprenticeship Program, a state- certified apprenticeship program that benefits low- and moderate-income (LMI) City of San Diego residents with incomes below 50% of the area median income. Project Launch combines 12 weeks (360 hours) of hands-on culinary, baking, and foodservice management training with life skills instruction, career coaching, and job placement. The program offers up to 2,460 hours of paid, on-the-job training leading to apprenticeship certification with an Employer Partner. Apprentices begin with 10-weeks (290 hours) of full-time training. After successful completion, apprentices transition to on-the-job training with an employer partner. While working, apprentices complete an additional 70 hours of professional development workshops at Kitchens for Good to help them build their skills and make the most of their on-the-job training. In order to graduate, Apprentices must either complete 2,460 hours of paid, on-the-job training or pass a rigorous test proving an equivalent mastery of core competencies.	



U.S. Department of Housing and Urban Development
 Office of Community Planning and Development
 Integrated Disbursement and Information System
 CDBG Activity Summary Report (GPR) for Program Year 2023
 SAN DIEGO

Date: 25-Sep-2024
 Time: 19:38
 Page: 287

PGM Year: 2023
Project: 0003 - Community and Public Services
IDIS Activity: 7728 - LA MAESTRA FAMILY CLINIC-24
Status: Open
Location: 4060 Fairmount Ave San Diego, CA 92105-1608
Objective: Create suitable living environments
Outcome: Availability/accessibility
Matrix Code: Operating Costs of Homeless/AIDS Patients Programs (03T) **National Objective:** LMC

Activity to prevent, prepare for, and respond to Coronavirus: No

Initial Funding Date: 10/17/2023

Description:
 The FY24 CDBG Public Service Program will connect homeless individuals and families to various medical, dental, behavioral health care, and other social services.

Financing

	Fund Type	Grant Year	Grant	Funded Amount	Drawn In Program Year	Drawn Thru Program Year
CDBG	EN	2017	B17MC060542	\$99,306.83	\$99,306.83	\$99,306.83
	PI			\$108,766.17	\$9,388.54	\$9,388.54
Total	Total			\$208,073.00	\$108,695.37	\$108,695.37

Proposed Accomplishments

People (General) : 450

Actual Accomplishments

Number assisted:

	Owner		Renter		Total		Person	
	Total	Hispanic	Total	Hispanic	Total	Hispanic	Total	Hispanic
White:	0	0	0	0	0	0		0
Black/African American:	0	0	0	0	0	0	0	0
Asian:	0	0	0	0	0	0	0	0
American Indian/Alaskan Native:	0	0	0	0	0	0	0	0
Native Hawaiian/Other Pacific Islander:	0	0	0	0	0	0	0	0
American Indian/Alaskan Native & White:	0	0	0	0	0	0	0	0
Asian White:	0	0	0	0	0	0	0	0
Black/African American & White:	0	0	0	0	0	0	0	0
American Indian/Alaskan Native & Black/African American:	0	0	0	0	0	0	0	0
Other multi-racial:	0	0	0	0	0	0	0	0
Asian/Pacific Islander:	0	0	0	0	0	0	0	0
Hispanic:	0	0	0	0	0	0	0	0



U.S. Department of Housing and Urban Development
 Office of Community Planning and Development
 Integrated Disbursement and Information System
 CDBG Activity Summary Report (GPR) for Program Year 2023
 SAN DIEGO

Date: 25-Sep-2024
 Time: 19:38
 Page: 288

Total: 0 0 0 0 0 0 0 0

Female-headed Households: 0 0 0 0

Income Category:

	Owner	Renter	Total	Person
Extremely Low	0	0	0	0
Low Mod	0	0	0	0
Moderate	0	0	0	0
Non Low Moderate	0	0	0	0
Total	0	0	0	0
Percent Low/Mod				

Annual Accomplishments

No data returned for this view. This might be because the applied filter excludes all data.



U.S. Department of Housing and Urban Development
 Office of Community Planning and Development
 Integrated Disbursement and Information System
 CDBG Activity Summary Report (GPR) for Program Year 2023
 SAN DIEGO

Date: 25-Sep-2024
 Time: 19:38
 Page: 289

PGM Year: 2023
Project: 0003 - Community and Public Services
IDIS Activity: 7729 - OCEAN DISCOVERY INSTITUTE-24
Status: Open
Location: 4255 Thorn St San Diego, CA 92105-4122
Objective: Create suitable living environments
Outcome: Availability/accessibility
Matrix Code: Youth Services (05D) **National Objective:** LMC

Activity to prevent, prepare for, and respond to Coronavirus: No

Initial Funding Date: 11/01/2023

Description:

The Ocean Discovery's Out-of-School Programs provides access to new and expanded after-school and summer science education and mentoring programs exclusively for youth in the underserved community of City Heights, to support their academic achievement and increase their opportunity to gain entry into the STEM fields.

Financing

	Fund Type	Grant Year	Grant	Funded Amount	Drawn In Program Year	Drawn Thru Program Year
CDBG	PI			\$50,000.00	\$48,935.60	\$48,935.60
Total	Total			\$50,000.00	\$48,935.60	\$48,935.60

Proposed Accomplishments

People (General) : 100

Actual Accomplishments

Number assisted:

	Owner		Renter		Total		Person	
	Total	Hispanic	Total	Hispanic	Total	Hispanic	Total	Hispanic
White:	0	0	0	0	0	0		0
Black/African American:	0	0	0	0	0	0	0	0
Asian:	0	0	0	0	0	0	0	0
American Indian/Alaskan Native:	0	0	0	0	0	0	0	0
Native Hawaiian/Other Pacific Islander:	0	0	0	0	0	0	0	0
American Indian/Alaskan Native & White:	0	0	0	0	0	0	0	0
Asian White:	0	0	0	0	0	0	0	0
Black/African American & White:	0	0	0	0	0	0	0	0
American Indian/Alaskan Native & Black/African American:	0	0	0	0	0	0	0	0
Other multi-racial:	0	0	0	0	0	0	0	0
Asian/Pacific Islander:	0	0	0	0	0	0	0	0
Hispanic:	0	0	0	0	0	0	0	0



U.S. Department of Housing and Urban Development
 Office of Community Planning and Development
 Integrated Disbursement and Information System
 CDBG Activity Summary Report (GPR) for Program Year 2023
 SAN DIEGO

Date: 25-Sep-2024

Time: 19:38

Page: 290

Total: 0 0 0 0 0 0 0 0

Female-headed Households: 0 0 0 0

Income Category:

	Owner	Renter	Total	Person
Extremely Low	0	0	0	0
Low Mod	0	0	0	0
Moderate	0	0	0	0
Non Low Moderate	0	0	0	0
Total	0	0	0	0
Percent Low/Mod				

Annual Accomplishments

No data returned for this view. This might be because the applied filter excludes all data.



U.S. Department of Housing and Urban Development
 Office of Community Planning and Development
 Integrated Disbursement and Information System
 CDBG Activity Summary Report (GPR) for Program Year 2023
 SAN DIEGO

Date: 25-Sep-2024
 Time: 19:38
 Page: 291

PGM Year: 2023
Project: 0003 - Community and Public Services
IDIS Activity: 7730 - INTERFAITH-TRANSITIONAL-24
Status: Open
Location: 4335 Van Dyke Ave San Diego, CA 92105-1221
Objective: Create suitable living environments
Outcome: Availability/accessibility
Matrix Code: Services for victims of domestic violence, dating violence, sexual assault or stalking (05G)
National Objective: LMC

Activity to prevent, prepare for, and respond to Coronavirus: No

Initial Funding Date: 10/17/2023

Description:
 The El Nido DV Transitional Living Program provides secure housing and case management services to homeless domestic violence victims to address multiple barriers and establish self-sufficiency.

Financing

	Fund Type	Grant Year	Grant	Funded Amount	Drawn In Program Year	Drawn Thru Program Year
CDBG	EN	2017	B17MC060542	\$97,318.23	\$86,973.83	\$86,973.83
		2023	B23MC060542	\$18,224.64	\$0.03	\$0.03
	PI			\$1,457.10	\$0.00	\$0.00
Total	Total			\$116,999.97	\$86,973.86	\$86,973.86

Proposed Accomplishments

People (General) : 50

Actual Accomplishments

Number assisted:

	Owner		Renter		Total		Person	
	Total	Hispanic	Total	Hispanic	Total	Hispanic	Total	Hispanic
White:	0	0	0	0	0	0	0	0
Black/African American:	0	0	0	0	0	0	0	0
Asian:	0	0	0	0	0	0	0	0
American Indian/Alaskan Native:	0	0	0	0	0	0	0	0
Native Hawaiian/Other Pacific Islander:	0	0	0	0	0	0	0	0
American Indian/Alaskan Native & White:	0	0	0	0	0	0	0	0
Asian White:	0	0	0	0	0	0	0	0
Black/African American & White:	0	0	0	0	0	0	0	0
American Indian/Alaskan Native & Black/African American:	0	0	0	0	0	0	0	0
Other multi-racial:	0	0	0	0	0	0	0	0
Asian/Pacific Islander:	0	0	0	0	0	0	0	0



U.S. Department of Housing and Urban Development
 Office of Community Planning and Development
 Integrated Disbursement and Information System
 CDBG Activity Summary Report (GPR) for Program Year 2023
 SAN DIEGO

Date: 25-Sep-2024
 Time: 19:38
 Page: 292

Hispanic:	0	0	0	0	0	0	0	0
Total:	0	0	0	0	0	0	0	0

Female-headed Households: 0 0 0

Income Category:

	Owner	Renter	Total	Person
Extremely Low	0	0	0	0
Low Mod	0	0	0	0
Moderate	0	0	0	0
Non Low Moderate	0	0	0	0
Total	0	0	0	0

Percent Low/Mod

Annual Accomplishments

No data returned for this view. This might be because the applied filter excludes all data.



U.S. Department of Housing and Urban Development
 Office of Community Planning and Development
 Integrated Disbursement and Information System
 CDBG Activity Summary Report (GPR) for Program Year 2023
 SAN DIEGO

Date: 25-Sep-2024
 Time: 19:38
 Page: 293

PGM Year:	2023	Objective:	Create suitable living environments
Project:	0003 - Community and Public Services	Outcome:	Availability/accessibility
IDIS Activity:	7731 - IRC-DIGITAL INCLUSION-24	Matrix Code:	Employment Training (05H)
Status:	Open	National Objective:	LMC
Location:	5348 University Ave Ste 205 Suite 205 San Diego, CA 92105-8025		

Activity to prevent, prepare for, and respond to Coronavirus: No

Initial Funding Date: 10/17/2023

Description:

The Digital Inclusion Project will provide computers and in-language digital literacy coaching and training to LMI individuals who reside in the City of San Diego. Participants will gain access to the necessary digital skills, technology, and resources to effectively navigate the digital world and fully participate in the opportunities to help them and their children achieve economic mobility.

Financing

	Fund Type	Grant Year	Grant	Funded Amount	Drawn In Program Year	Drawn Thru Program Year
CDBG	EN	2017	B17MC060542	\$13,106.93	\$13,106.93	\$13,106.93
		2019	B19MC060542	\$94,120.77	\$0.00	\$0.00
	PI			\$31,280.30	\$16,683.22	\$16,683.22
Total	Total			\$138,508.00	\$29,790.15	\$29,790.15

Proposed Accomplishments

People (General) : 100

Actual Accomplishments

Number assisted:

	Owner		Renter		Total		Person	
	Total	Hispanic	Total	Hispanic	Total	Hispanic	Total	Hispanic
White:	0	0	0	0	0	0		0
Black/African American:	0	0	0	0	0	0	0	0
Asian:	0	0	0	0	0	0	0	0
American Indian/Alaskan Native:	0	0	0	0	0	0	0	0
Native Hawaiian/Other Pacific Islander:	0	0	0	0	0	0	0	0
American Indian/Alaskan Native & White:	0	0	0	0	0	0	0	0
Asian White:	0	0	0	0	0	0	0	0
Black/African American & White:	0	0	0	0	0	0	0	0
American Indian/Alaskan Native & Black/African American:	0	0	0	0	0	0	0	0
Other multi-racial:	0	0	0	0	0	0	0	0



U.S. Department of Housing and Urban Development
 Office of Community Planning and Development
 Integrated Disbursement and Information System
 CDBG Activity Summary Report (GPR) for Program Year 2023
 SAN DIEGO

Date: 25-Sep-2024
 Time: 19:38
 Page: 294

Asian/Pacific Islander:	0	0	0	0	0	0	0	0
Hispanic:	0	0	0	0	0	0	0	0
Total:	0	0	0	0	0	0	0	0

Female-headed Households: 0 0 0 0

Income Category:

	Owner	Renter	Total	Person
Extremely Low	0	0	0	0
Low Mod	0	0	0	0
Moderate	0	0	0	0
Non Low Moderate	0	0	0	0
Total	0	0	0	0

Percent Low/Mod

Annual Accomplishments

No data returned for this view. This might be because the applied filter excludes all data.



U.S. Department of Housing and Urban Development
 Office of Community Planning and Development
 Integrated Disbursement and Information System
 CDBG Activity Summary Report (GPR) for Program Year 2023
 SAN DIEGO

Date: 25-Sep-2024
 Time: 19:38
 Page: 295

PGM Year: 2023
Project: 0003 - Community and Public Services
IDIS Activity: 7732 - MAMAS KITCHEN-MEALSERVICE-24
Status: Open
Location: 3960 Home Ave San Diego, CA 92105-5925
Objective: Create suitable living environments
Outcome: Availability/accessibility
Matrix Code: Other Public Services Not Listed in 05A-05Y, 03T (05Z) **National Objective:** LMC

Activity to prevent, prepare for, and respond to Coronavirus: No

Initial Funding Date: 10/17/2023

Description:

The Home-Delivered Meal Service project will deliver three medically tailored and nutritious meals and healthy snacks, per day, to LMI City of San Diego residents and their dependent children, who are vulnerable to malnutrition due to HIV, cancer, diabetes, congestive heart failure and chronic kidney disease.

Financing

	Fund Type	Grant Year	Grant	Funded Amount	Drawn In Program Year	Drawn Thru Program Year
CDBG	PI			\$50,000.00	\$50,000.00	\$50,000.00
Total	Total			\$50,000.00	\$50,000.00	\$50,000.00

Proposed Accomplishments

People (General) : 457

Actual Accomplishments

Number assisted:

	Owner		Renter		Total		Person	
	Total	Hispanic	Total	Hispanic	Total	Hispanic	Total	Hispanic
White:	0	0	0	0	0	0		0
Black/African American:	0	0	0	0	0	0	0	0
Asian:	0	0	0	0	0	0	0	0
American Indian/Alaskan Native:	0	0	0	0	0	0	0	0
Native Hawaiian/Other Pacific Islander:	0	0	0	0	0	0	0	0
American Indian/Alaskan Native & White:	0	0	0	0	0	0	0	0
Asian White:	0	0	0	0	0	0	0	0
Black/African American & White:	0	0	0	0	0	0	0	0
American Indian/Alaskan Native & Black/African American:	0	0	0	0	0	0	0	0
Other multi-racial:	0	0	0	0	0	0	0	0
Asian/Pacific Islander:	0	0	0	0	0	0	0	0
Hispanic:	0	0	0	0	0	0	0	0



U.S. Department of Housing and Urban Development
 Office of Community Planning and Development
 Integrated Disbursement and Information System
 CDBG Activity Summary Report (GPR) for Program Year 2023
 SAN DIEGO

Date: 25-Sep-2024
 Time: 19:38
 Page: 296

Total: 0 0 0 0 0 0 0 0

Female-headed Households: 0 0 0 0

Income Category:

	Owner	Renter	Total	Person
Extremely Low	0	0	0	0
Low Mod	0	0	0	0
Moderate	0	0	0	0
Non Low Moderate	0	0	0	0
Total	0	0	0	0
Percent Low/Mod				

Annual Accomplishments

No data returned for this view. This might be because the applied filter excludes all data.



U.S. Department of Housing and Urban Development
 Office of Community Planning and Development
 Integrated Disbursement and Information System
 CDBG Activity Summary Report (GPR) for Program Year 2023
 SAN DIEGO

Date: 25-Sep-2024
 Time: 19:38
 Page: 297

PGM Year: 2023
Project: 0003 - Community and Public Services
IDIS Activity: 7735 - TRAVELERS AID-SENIOR SOLUTIONS-24
Status: Open
Location: 2615 Camino Del Rio S Ste 103 Suite 103 San Diego, CA 92108-3713
Objective: Create suitable living environments
Outcome: Availability/accessibility
Matrix Code: Senior Services (05A) **National Objective:** LMC

Activity to prevent, prepare for, and respond to Coronavirus: No

Initial Funding Date: 10/17/2023

Description:
 Senior Solutions provides free, safe transportation options for LMI City of San Diego seniors ages 62+ who are immunocompromised and need to get to medical appointments or make essential trips for groceries, medicines, civic duties, or banking.

Financing

	Fund Type	Grant Year	Grant	Funded Amount	Drawn In Program Year	Drawn Thru Program Year
CDBG	EN	2018	B18MC060542	\$16,929.88	\$16,927.26	\$16,927.26
	PI			\$103,070.12	\$97,535.71	\$97,535.71
Total	Total			\$120,000.00	\$114,462.97	\$114,462.97

Proposed Accomplishments

People (General) : 125

Actual Accomplishments

Number assisted:

	Owner		Renter		Total		Person	
	Total	Hispanic	Total	Hispanic	Total	Hispanic	Total	Hispanic
White:	0	0	0	0	0	0	0	0
Black/African American:	0	0	0	0	0	0	0	0
Asian:	0	0	0	0	0	0	0	0
American Indian/Alaskan Native:	0	0	0	0	0	0	0	0
Native Hawaiian/Other Pacific Islander:	0	0	0	0	0	0	0	0
American Indian/Alaskan Native & White:	0	0	0	0	0	0	0	0
Asian White:	0	0	0	0	0	0	0	0
Black/African American & White:	0	0	0	0	0	0	0	0
American Indian/Alaskan Native & Black/African American:	0	0	0	0	0	0	0	0
Other multi-racial:	0	0	0	0	0	0	0	0
Asian/Pacific Islander:	0	0	0	0	0	0	0	0



U.S. Department of Housing and Urban Development
 Office of Community Planning and Development
 Integrated Disbursement and Information System
 CDBG Activity Summary Report (GPR) for Program Year 2023
 SAN DIEGO

Date: 25-Sep-2024
 Time: 19:38
 Page: 298

Hispanic:	0	0	0	0	0	0	0	0
Total:	0	0	0	0	0	0	0	0

Female-headed Households: 0 0 0

Income Category:

	Owner	Renter	Total	Person
Extremely Low	0	0	0	0
Low Mod	0	0	0	0
Moderate	0	0	0	0
Non Low Moderate	0	0	0	0
Total	0	0	0	0

Percent Low/Mod

Annual Accomplishments

No data returned for this view. This might be because the applied filter excludes all data.



U.S. Department of Housing and Urban Development
 Office of Community Planning and Development
 Integrated Disbursement and Information System
 CDBG Activity Summary Report (GPR) for Program Year 2023
 SAN DIEGO

Date: 25-Sep-2024
 Time: 19:38
 Page: 299

PGM Year: 2023
Project: 0003 - Community and Public Services
IDIS Activity: 7736 - VOICES FOR CHILDREN-24
Status: Open
Location: 2851 Meadow Lark Dr San Diego, CA 92123-2709
Objective: Create suitable living environments
Outcome: Availability/accessibility
Matrix Code: Abused and Neglected Children (05N) **National Objective:** LMC

Activity to prevent, prepare for, and respond to Coronavirus: No

Initial Funding Date: 10/17/2023

Description:
 Voices for Children will provide 40 City of San Diego youth in foster care with a highly-trained, volunteer Court Appointed Special Advocate (CASA) who will advocate for them to receive the services they need to overcome trauma and create a brighter future. Voices for Children will provide 40 City of San Diego youth in foster care with a highly-trained, volunteer Court Appointed Special Advocate (CASA) who will advocate for them to receive the services they need to overcome trauma and create a brighter future.

Financing

	Fund Type	Grant Year	Grant	Funded Amount	Drawn In Program Year	Drawn Thru Program Year
CDBG	EN	2017	B17MC060542	\$7,433.78	\$0.00	\$0.00
	PI			\$92,582.22	\$92,582.22	\$92,582.22
Total	Total			\$100,016.00	\$92,582.22	\$92,582.22

Proposed Accomplishments

People (General) : 40

Actual Accomplishments

Number assisted:

	Owner		Renter		Total		Person	
	Total	Hispanic	Total	Hispanic	Total	Hispanic	Total	Hispanic
White:	0	0	0	0	0	0	15	11
Black/African American:	0	0	0	0	0	0	20	3
Asian:	0	0	0	0	0	0	0	0
American Indian/Alaskan Native:	0	0	0	0	0	0	0	0
Native Hawaiian/Other Pacific Islander:	0	0	0	0	0	0	0	0
American Indian/Alaskan Native & White:	0	0	0	0	0	0	0	0
Asian White:	0	0	0	0	0	0	0	0
Black/African American & White:	0	0	0	0	0	0	0	0
American Indian/Alaskan Native & Black/African American:	0	0	0	0	0	0	0	0
Other multi-racial:	0	0	0	0	0	0	5	5
Asian/Pacific Islander:	0	0	0	0	0	0	0	0



U.S. Department of Housing and Urban Development
 Office of Community Planning and Development
 Integrated Disbursement and Information System
 CDBG Activity Summary Report (GPR) for Program Year 2023
 SAN DIEGO

Date: 25-Sep-2024
 Time: 19:38
 Page: 300

Hispanic:	0	0	0	0	0	0	0	0
Total:	0	0	0	0	0	0	40	19

Female-headed Households: 0 0 0 0

Income Category:

	Owner	Renter	Total	Person
Extremely Low	0	0	0	40
Low Mod	0	0	0	0
Moderate	0	0	0	0
Non Low Moderate	0	0	0	0
Total	0	0	0	40
Percent Low/Mod				100.0%

Annual Accomplishments

Years	Accomplishment Narrative	# Benefitting
2023	<p>VFC has met the contractual goals of its grant with the City of San Diego. They provided 40 CDBG children in foster care in the City of San Diego as a result of CDBG funding. Children have achieved stability, been connected to essential services, and have had the support of a consistent and caring adult in their lives for the past year. As they continue past this grant cycle, CASAs will continue to meet with their case children monthly.</p> <p>During FY24, VFC concluded ten sessions of Advocate University, a 35-hour CASA-training program. A total of 199 CASA trainees successfully graduated from these sessions. VFC held 30 Informational Sessions for prospective volunteers throughout the fiscal year. They also staffed information booths at Padres games, the Martin Luther King Jr. Parade in Ruocco Park, and the St. Patrick's Day Parade in Balboa Park. They gave presentations to the Point Loma Optimist Club, Ajinomoto BioPharma Services, and Autism Tree. VFC also held continuing education sessions for existing CASAs, including a presentation on the adoption process and one on domestic violence and childhood development.</p>	



U.S. Department of Housing and Urban Development
 Office of Community Planning and Development
 Integrated Disbursement and Information System
 CDBG Activity Summary Report (GPR) for Program Year 2023
 SAN DIEGO

Date: 25-Sep-2024
 Time: 19:38
 Page: 301

PGM Year: 2023
Project: 0004 - Economic Development
IDIS Activity: 7737 - ACCESS-MICROENTERPRISE PROGRAM-24
Status: Open
Location: 2612 Daniel Ave San Diego, CA 92111-5802
Objective: Create economic opportunities
Outcome: Availability/accessibility
Matrix Code: Micro-Enterprise Assistance (18C) **National Objective:** LMCMC

Activity to prevent, prepare for, and respond to Coronavirus: No

Initial Funding Date: 10/17/2023

Description:

The Access Microenterprise Program will provide financial literacy training, business training, technical assistance, mentorship services and business incubator services to LMI individuals living in the City of San Diego to establish or expand their microenterprise.

Financing

	Fund Type	Grant Year	Grant	Funded Amount	Drawn In Program Year	Drawn Thru Program Year
CDBG	PI			\$239,529.00	\$209,373.70	\$209,373.70
Total	Total			\$239,529.00	\$209,373.70	\$209,373.70

Proposed Accomplishments

Businesses : 30

Actual Accomplishments

Number assisted:

	Owner		Renter		Total		Person	
	Total	Hispanic	Total	Hispanic	Total	Hispanic	Total	Hispanic
White:	0	0	0	0	0	0	25	24
Black/African American:	0	0	0	0	0	0	7	4
Asian:	0	0	0	0	0	0	2	1
American Indian/Alaskan Native:	0	0	0	0	0	0	1	0
Native Hawaiian/Other Pacific Islander:	0	0	0	0	0	0	0	0
American Indian/Alaskan Native & White:	0	0	0	0	0	0	0	0
Asian White:	0	0	0	0	0	0	0	0
Black/African American & White:	0	0	0	0	0	0	1	1
American Indian/Alaskan Native & Black/African American:	0	0	0	0	0	0	0	0
Other multi-racial:	0	0	0	0	0	0	45	45
Asian/Pacific Islander:	0	0	0	0	0	0	0	0
Hispanic:	0	0	0	0	0	0	0	0



U.S. Department of Housing and Urban Development
 Office of Community Planning and Development
 Integrated Disbursement and Information System
 CDBG Activity Summary Report (GPR) for Program Year 2023
 SAN DIEGO

Date: 25-Sep-2024
 Time: 19:38
 Page: 302

Total:	0	0	0	0	0	0	81	75	
Female-headed Households:	0		0		0				
<i>Income Category:</i>									
	Owner	Renter	Total						Person
Extremely Low	0	0	0						50
Low Mod	0	0	0						23
Moderate	0	0	0						8
Non Low Moderate	0	0	0						0
Total	0	0	0						81
Percent Low/Mod									100.0%

Annual Accomplishments

Years	Accomplishment Narrative	# Benefitting
2023	The Access Microenterprise Program provided financial literacy training, business training, technical assistance, mentorship services and business incubator services to LMI individuals living in the City of San Diego to establish or expand their microenterprise. In FY24, the Microenterprise Program served a total of 81 clients, helped establish 27 businesses and helped expand 2 businesses.	



U.S. Department of Housing and Urban Development
 Office of Community Planning and Development
 Integrated Disbursement and Information System
 CDBG Activity Summary Report (GPR) for Program Year 2023
 SAN DIEGO

Date: 25-Sep-2024
 Time: 19:38
 Page: 303

PGM Year: 2023
Project: 0003 - Community and Public Services
IDIS Activity: 7738 - REALITY CHANGERS-COLLEGE-24
Status: Open
Location: 4251 37th St San Diego, CA 92105-1077
Objective: Create suitable living environments
Outcome: Availability/accessibility
Matrix Code: Youth Services (05D) **National Objective:** LMC

Activity to prevent, prepare for, and respond to Coronavirus: No

Initial Funding Date: 10/17/2023

Description:

The Expanding College-Readiness Programming project will increase college readiness programming through the provision of college and career-focused academic and leadership support for LMI students residing in San Diego.

Financing

	Fund Type	Grant Year	Grant	Funded Amount	Drawn In Program Year	Drawn Thru Program Year
CDBG	PI			\$58,978.80	\$56,577.40	\$56,577.40
Total	Total			\$58,978.80	\$56,577.40	\$56,577.40

Proposed Accomplishments

People (General) : 100

Actual Accomplishments

Number assisted:

	Owner		Renter		Total		Person	
	Total	Hispanic	Total	Hispanic	Total	Hispanic	Total	Hispanic
White:	0	0	0	0	0	0		0
Black/African American:	0	0	0	0	0	0	0	0
Asian:	0	0	0	0	0	0	0	0
American Indian/Alaskan Native:	0	0	0	0	0	0	0	0
Native Hawaiian/Other Pacific Islander:	0	0	0	0	0	0	0	0
American Indian/Alaskan Native & White:	0	0	0	0	0	0	0	0
Asian White:	0	0	0	0	0	0	0	0
Black/African American & White:	0	0	0	0	0	0	0	0
American Indian/Alaskan Native & Black/African American:	0	0	0	0	0	0	0	0
Other multi-racial:	0	0	0	0	0	0	0	0
Asian/Pacific Islander:	0	0	0	0	0	0	0	0
Hispanic:	0	0	0	0	0	0	0	0



U.S. Department of Housing and Urban Development
 Office of Community Planning and Development
 Integrated Disbursement and Information System
 CDBG Activity Summary Report (GPR) for Program Year 2023
 SAN DIEGO

Date: 25-Sep-2024
 Time: 19:38
 Page: 304

Total: 0 0 0 0 0 0 0 0

Female-headed Households: 0 0 0 0

Income Category:

	Owner	Renter	Total	Person
Extremely Low	0	0	0	0
Low Mod	0	0	0	0
Moderate	0	0	0	0
Non Low Moderate	0	0	0	0
Total	0	0	0	0
Percent Low/Mod				

Annual Accomplishments

No data returned for this view. This might be because the applied filter excludes all data.



U.S. Department of Housing and Urban Development
 Office of Community Planning and Development
 Integrated Disbursement and Information System
 CDBG Activity Summary Report (GPR) for Program Year 2023
 SAN DIEGO

Date: 25-Sep-2024
 Time: 19:38
 Page: 305

PGM Year: 2023
Project: 0003 - Community and Public Services
IDIS Activity: 7739 - ACCESS YOUTH ACADEMY-24
Status: Open
Location: 704 Euclid Ave San Diego, CA 92114-1014
Objective: Create suitable living environments
Outcome: Availability/accessibility
Matrix Code: Youth Services (05D) **National Objective:** LMC

Activity to prevent, prepare for, and respond to Coronavirus: No

Initial Funding Date: 10/09/2023

Description:

The Access Youth Academy will support San Diego LMI youth through an intensive after-school youth development program that includes academic enrichment, health and wellness coaching, social responsibility activities, mentorship, and leadership development using the sport of squash as a catalyst.

Financing

	Fund Type	Grant Year	Grant	Funded Amount	Drawn In Program Year	Drawn Thru Program Year
CDBG	EN	2023	B23MC060542	\$12,550.00	\$12,550.00	\$12,550.00
	PI			\$138,050.00	\$119,225.00	\$119,225.00
Total	Total			\$150,600.00	\$131,775.00	\$131,775.00

Proposed Accomplishments

People (General) : 250

Actual Accomplishments

Number assisted:

	Owner		Renter		Total		Person	
	Total	Hispanic	Total	Hispanic	Total	Hispanic	Total	Hispanic
White:	0	0	0	0	0	0		0
Black/African American:	0	0	0	0	0	0	0	0
Asian:	0	0	0	0	0	0	0	0
American Indian/Alaskan Native:	0	0	0	0	0	0	0	0
Native Hawaiian/Other Pacific Islander:	0	0	0	0	0	0	0	0
American Indian/Alaskan Native & White:	0	0	0	0	0	0	0	0
Asian White:	0	0	0	0	0	0	0	0
Black/African American & White:	0	0	0	0	0	0	0	0
American Indian/Alaskan Native & Black/African American:	0	0	0	0	0	0	0	0
Other multi-racial:	0	0	0	0	0	0	0	0
Asian/Pacific Islander:	0	0	0	0	0	0	0	0



U.S. Department of Housing and Urban Development
 Office of Community Planning and Development
 Integrated Disbursement and Information System
 CDBG Activity Summary Report (GPR) for Program Year 2023
 SAN DIEGO

Date: 25-Sep-2024
 Time: 19:38
 Page: 306

Hispanic:	0	0	0	0	0	0	0	0
Total:	0	0	0	0	0	0	0	0

Female-headed Households: 0 0 0

Income Category:

	Owner	Renter	Total	Person
Extremely Low	0	0	0	0
Low Mod	0	0	0	0
Moderate	0	0	0	0
Non Low Moderate	0	0	0	0
Total	0	0	0	0

Percent Low/Mod

Annual Accomplishments

No data returned for this view. This might be because the applied filter excludes all data.



U.S. Department of Housing and Urban Development
 Office of Community Planning and Development
 Integrated Disbursement and Information System
 CDBG Activity Summary Report (GPR) for Program Year 2023
 SAN DIEGO

Date: 25-Sep-2024
 Time: 19:38
 Page: 307

PGM Year: 2023
Project: 0003 - Community and Public Services
IDIS Activity: 7740 - BAYSIDE COMM CTR-SOCIAL SVCES-24
Status: Open
Location: 2202 Comstock St San Diego, CA 92111-6502
Objective: Create suitable living environments
Outcome: Availability/accessibility
Matrix Code: Other Public Services Not Listed in 05A-05Y, 03T (05Z) **National Objective:** LMC

Activity to prevent, prepare for, and respond to Coronavirus: No

Initial Funding Date: 10/09/2023

Description:

Subrecipient will serve City of San Diego residents by providing weekly food distributions to food-insecure families, bilingual case management, daily lunches for seniors, and monthly food distributions to homebound seniors.

Financing

	Fund Type	Grant Year	Grant	Funded Amount	Drawn In Program Year	Drawn Thru Program Year
CDBG	EN	2017	B17MC060542	\$21,152.54	\$0.00	\$0.00
	PI			\$115,571.62	\$115,571.62	\$115,571.62
Total	Total			\$136,724.16	\$115,571.62	\$115,571.62

Proposed Accomplishments

People (General) : 300

Actual Accomplishments

Number assisted:

	Owner		Renter		Total		Person	
	Total	Hispanic	Total	Hispanic	Total	Hispanic	Total	Hispanic
White:	0	0	0	0	0	0	0	0
Black/African American:	0	0	0	0	0	0	0	0
Asian:	0	0	0	0	0	0	0	0
American Indian/Alaskan Native:	0	0	0	0	0	0	0	0
Native Hawaiian/Other Pacific Islander:	0	0	0	0	0	0	0	0
American Indian/Alaskan Native & White:	0	0	0	0	0	0	0	0
Asian White:	0	0	0	0	0	0	0	0
Black/African American & White:	0	0	0	0	0	0	0	0
American Indian/Alaskan Native & Black/African American:	0	0	0	0	0	0	0	0
Other multi-racial:	0	0	0	0	0	0	0	0
Asian/Pacific Islander:	0	0	0	0	0	0	0	0



U.S. Department of Housing and Urban Development
 Office of Community Planning and Development
 Integrated Disbursement and Information System
 CDBG Activity Summary Report (GPR) for Program Year 2023
 SAN DIEGO

Date: 25-Sep-2024
 Time: 19:38
 Page: 308

Hispanic:	0	0	0	0	0	0	0	0	0
Total:	0	0	0	0	0	0	0	0	0
Female-headed Households:	0		0		0				

Income Category:

	Owner	Renter	Total	Person
Extremely Low	0	0	0	0
Low Mod	0	0	0	0
Moderate	0	0	0	0
Non Low Moderate	0	0	0	0
Total	0	0	0	0
Percent Low/Mod				

Annual Accomplishments

No data returned for this view. This might be because the applied filter excludes all data.



U.S. Department of Housing and Urban Development
 Office of Community Planning and Development
 Integrated Disbursement and Information System
 CDBG Activity Summary Report (GPR) for Program Year 2023
 SAN DIEGO

Date: 25-Sep-2024
 Time: 19:38
 Page: 309

PGM Year: 2023
Project: 0003 - Community and Public Services
IDIS Activity: 7741 - CASA FAMILIAR-24
Status: Open
Location: 119 W Hall Ave San Diego, CA 92173-2514
Objective: Create suitable living environments
Outcome: Availability/accessibility
Matrix Code: Senior Services (05A) **National Objective:** LMC

Activity to prevent, prepare for, and respond to Coronavirus: No

Initial Funding Date: 10/09/2023

Description:

Subrecipient will serve LMI senior citizens residing in the City of San Diego through the provision of health and fitness classes, technology classes, recreational activities, food distributions, and case management.

Financing

	Fund Type	Grant Year	Grant	Funded Amount	Drawn In Program Year	Drawn Thru Program Year
CDBG	PI			\$60,000.00	\$52,129.59	\$52,129.59
Total	Total			\$60,000.00	\$52,129.59	\$52,129.59

Proposed Accomplishments

People (General) : 250

Actual Accomplishments

Number assisted:

	Owner		Renter		Total		Person	
	Total	Hispanic	Total	Hispanic	Total	Hispanic	Total	Hispanic
White:	0	0	0	0	0	0		0
Black/African American:	0	0	0	0	0	0	0	0
Asian:	0	0	0	0	0	0	0	0
American Indian/Alaskan Native:	0	0	0	0	0	0	0	0
Native Hawaiian/Other Pacific Islander:	0	0	0	0	0	0	0	0
American Indian/Alaskan Native & White:	0	0	0	0	0	0	0	0
Asian White:	0	0	0	0	0	0	0	0
Black/African American & White:	0	0	0	0	0	0	0	0
American Indian/Alaskan Native & Black/African American:	0	0	0	0	0	0	0	0
Other multi-racial:	0	0	0	0	0	0	0	0
Asian/Pacific Islander:	0	0	0	0	0	0	0	0
Hispanic:	0	0	0	0	0	0	0	0



U.S. Department of Housing and Urban Development
 Office of Community Planning and Development
 Integrated Disbursement and Information System
 CDBG Activity Summary Report (GPR) for Program Year 2023
 SAN DIEGO

Date: 25-Sep-2024
 Time: 19:38
 Page: 310

Total: 0 0 0 0 0 0 0 0

Female-headed Households: 0 0 0 0

Income Category:

	Owner	Renter	Total	Person
Extremely Low	0	0	0	0
Low Mod	0	0	0	0
Moderate	0	0	0	0
Non Low Moderate	0	0	0	0
Total	0	0	0	0
Percent Low/Mod				

Annual Accomplishments

No data returned for this view. This might be because the applied filter excludes all data.



U.S. Department of Housing and Urban Development
 Office of Community Planning and Development
 Integrated Disbursement and Information System
 CDBG Activity Summary Report (GPR) for Program Year 2023
 SAN DIEGO

Date: 25-Sep-2024
 Time: 19:38
 Page: 311

PGM Year: 2023
Project: 0004 - Economic Development
IDIS Activity: 7742 - ACCESSITY-MICROENTERPRISE PROGRAM-24
Status: Open
Location: 404 Euclid Ave San Diego, CA 92114-2221
Objective: Create economic opportunities
Outcome: Availability/accessibility
Matrix Code: Micro-Enterprise Assistance (18C) **National Objective:** LMC

Activity to prevent, prepare for, and respond to Coronavirus: No

Initial Funding Date: 10/17/2023

Description:
 The Microlending Program will provide LMI City of San Diego residents with technical assistance and access to capital services to establish or expand a microenterprise.

Financing

	Fund Type	Grant Year	Grant	Funded Amount	Drawn In Program Year	Drawn Thru Program Year
CDBG	EN	2017	B17MC060542	\$54,228.77	\$33,834.81	\$33,834.81
	PI			\$169,542.23	\$169,542.23	\$169,542.23
Total	Total			\$223,771.00	\$203,377.04	\$203,377.04

Proposed Accomplishments

Businesses : 50

Actual Accomplishments

Number assisted:

	Owner		Renter		Total		Person	
	Total	Hispanic	Total	Hispanic	Total	Hispanic	Total	Hispanic
White:	0	0	0	0	0	0	21	12
Black/African American:	0	0	0	0	0	0	13	1
Asian:	0	0	0	0	0	0	1	0
American Indian/Alaskan Native:	0	0	0	0	0	0	0	0
Native Hawaiian/Other Pacific Islander:	0	0	0	0	0	0	1	0
American Indian/Alaskan Native & White:	0	0	0	0	0	0	0	0
Asian White:	0	0	0	0	0	0	0	0
Black/African American & White:	0	0	0	0	0	0	1	1
American Indian/Alaskan Native & Black/African American:	0	0	0	0	0	0	1	1
Other multi-racial:	0	0	0	0	0	0	8	5
Asian/Pacific Islander:	0	0	0	0	0	0	0	0
Hispanic:	0	0	0	0	0	0	0	0



U.S. Department of Housing and Urban Development
 Office of Community Planning and Development
 Integrated Disbursement and Information System
 CDBG Activity Summary Report (GPR) for Program Year 2023
 SAN DIEGO

Date: 25-Sep-2024
 Time: 19:38
 Page: 312

Total:	0	0	0	0	0	0	46	20
Female-headed Households:	0		0		0			
<i>Income Category:</i>								
	Owner	Renter	Total	Person				
Extremely Low	0	0	0	22				
Low Mod	0	0	0	12				
Moderate	0	0	0	12				
Non Low Moderate	0	0	0	0				
Total	0	0	0	46				
Percent Low/Mod				100.0%				

Annual Accomplishments

Years	Accomplishment Narrative	# Benefiting
2023	<p>In FY 2024 (July 2023 to June 2024), Accessity completed the following per the CDBG agreement: Technical Assistance: Accessity provided technical assistance to 46 clients, 31 of which received loans between \$300 and \$100,000. All FY24 clients are LMI City of SD residents/businesses. Client Data Monitoring: Program data on 46 clients was captured during the loan application process in FY24. Data monitoring continues for these 46 LMI clients reported to CDBG FY24 and for the 63 LMI active City of SD clients reported under prior years' CDBG contracts. Workshops 3 FY24 CDBG client attended Accessity educational workshops in the City of SD. FY24 CDBG client participation at these workshops was tracked, but costs to conduct these workshops were not charged to CDBG. The above CDBG-paid activities supported additional client benefits:</p> <p>During FY24, Accessity participated in educational presentations, small business events, and workshops within the City of San Diego in conjunction with various business associations, task forces, and banking partners to support small business owners with resources and education. In total, those activities reached 2,414 local City of San Diego small business owners. Loan application assistance and wrap-around support: 352 applicants received wrap-around support from staff. These clients received practical business and financial planning skills. The 31 loans to FY24 CDBG clients maintained 70 jobs and created 11 jobs, 81 jobs in all which benefited City of San Diego communities. Accessity provided services to 3 clients that were otherwise CDBG-eligible but did not receive their business tax certificates to send to Accessity for CDBG reporting.</p>	



U.S. Department of Housing and Urban Development
 Office of Community Planning and Development
 Integrated Disbursement and Information System
 CDBG Activity Summary Report (GPR) for Program Year 2023
 SAN DIEGO

Date: 25-Sep-2024
 Time: 19:38
 Page: 313

PGM Year: 2023
Project: 0004 - Economic Development
IDIS Activity: 7743 - ALLIANCE FOR AFRICAN ASSIST-MICROENT-24
Status: Open
Location: 5952 El Cajon Blvd San Diego, CA 92115-3828
Objective: Create economic opportunities
Outcome: Availability/accessibility
Matrix Code: Micro-Enterprise Assistance (18C) **National Objective:** LMCMC

Activity to prevent, prepare for, and respond to Coronavirus: No

Initial Funding Date: 10/17/2023

Description:
 The Microenterprise and Job Creation project will provide training and technical assistance to LMI individuals in the City of San Diego who want to start or expand a microenterprise business through their LowMedium Income Entrepreneur Assistance Program (LEAP) curriculum.

Financing

	Fund Type	Grant Year	Grant	Funded Amount	Drawn In Program Year	Drawn Thru Program Year
CDBG	EN	2017	B17MC060542	\$42,073.27	\$0.00	\$0.00
	PI			\$202,279.03	\$158,503.82	\$158,503.82
Total	Total			\$244,352.30	\$158,503.82	\$158,503.82

Proposed Accomplishments

Businesses : 45

Actual Accomplishments

Number assisted:

	Owner		Renter		Total		Person	
	Total	Hispanic	Total	Hispanic	Total	Hispanic	Total	Hispanic
White:	0	0	0	0	0	0	10	0
Black/African American:	0	0	0	0	0	0	2	0
Asian:	0	0	0	0	0	0	2	0
American Indian/Alaskan Native:	0	0	0	0	0	0	0	0
Native Hawaiian/Other Pacific Islander:	0	0	0	0	0	0	0	0
American Indian/Alaskan Native & White:	0	0	0	0	0	0	0	0
Asian White:	0	0	0	0	0	0	6	0
Black/African American & White:	0	0	0	0	0	0	0	0
American Indian/Alaskan Native & Black/African American:	0	0	0	0	0	0	0	0
Other multi-racial:	0	0	0	0	0	0	0	0
Asian/Pacific Islander:	0	0	0	0	0	0	0	0



U.S. Department of Housing and Urban Development
 Office of Community Planning and Development
 Integrated Disbursement and Information System
 CDBG Activity Summary Report (GPR) for Program Year 2023
 SAN DIEGO

Date: 25-Sep-2024
 Time: 19:38
 Page: 314

Hispanic:	0	0	0	0	0	0	0	0	0
Total:	0	0	0	0	0	0	0	20	0

Female-headed Households: 0 0 0

Income Category:

	Owner	Renter	Total	Person
Extremely Low	0	0	0	13
Low Mod	0	0	0	4
Moderate	0	0	0	3
Non Low Moderate	0	0	0	0
Total	0	0	0	20
Percent Low/Mod	100.0%			

Annual Accomplishments

Years	Accomplishment Narrative	# Benefiting
2023	<p>CBDG LMI Entrepreneur Assistance Program Since July 2022, the CBDG LMI Entrepreneur Assistance Program has been dedicated to supporting low-to-moderate-income entrepreneurs in establishing and growing their businesses. It aims to provide comprehensive assistance to new and existing businesses, ensuring they receive the necessary resources and guidance to succeed. Successfully enrolled 40 businesses in the program. Current Engagements: We are actively working with 10 additional businesses. These businesses are currently undergoing various stages of the establishment process. Due to the nature of our program, businesses are officially recorded in our database only after completing all necessary steps, including obtaining all required licenses and becoming fully operational. The businesses assisted span a diverse range of industries, demonstrating a commitment to supporting various entrepreneurial ventures.</p>	



U.S. Department of Housing and Urban Development
 Office of Community Planning and Development
 Integrated Disbursement and Information System
 CDBG Activity Summary Report (GPR) for Program Year 2023
 SAN DIEGO

Date: 25-Sep-2024
 Time: 19:38
 Page: 315

PGM Year: 2023
Project: 0004 - Economic Development
IDIS Activity: 7744 - KAREN ORG-MICROENTERPRISE SUPPORT-24
Status: Open
Location: 5354 University Ave Suite 1 San Diego, CA 92105-2204
Objective: Create economic opportunities
Outcome: Availability/accessibility
Matrix Code: Micro-Enterprise Assistance (18C) **National Objective:** LMCMC

Activity to prevent, prepare for, and respond to Coronavirus: No

Initial Funding Date: 10/17/2023

Description:

The Refugee Microenterprise Support Project will utilize an extensive financial literacy and small business management curriculum and targeted small business counseling to help LMI refugees from Burma living in San Diego to establish or expand their microenterprise businesses.

Financing

	Fund Type	Grant Year	Grant	Funded Amount	Drawn In Program Year	Drawn Thru Program Year
CDBG	PI			\$94,117.00	\$59,489.11	\$59,489.11
Total	Total			\$94,117.00	\$59,489.11	\$59,489.11

Proposed Accomplishments

Businesses : 10

Actual Accomplishments

Number assisted:

	Owner		Renter		Total		Person	
	Total	Hispanic	Total	Hispanic	Total	Hispanic	Total	Hispanic
White:	0	0	0	0	0	0		0
Black/African American:	0	0	0	0	0	0	0	0
Asian:	0	0	0	0	0	0	0	0
American Indian/Alaskan Native:	0	0	0	0	0	0	0	0
Native Hawaiian/Other Pacific Islander:	0	0	0	0	0	0	0	0
American Indian/Alaskan Native & White:	0	0	0	0	0	0	0	0
Asian White:	0	0	0	0	0	0	0	0
Black/African American & White:	0	0	0	0	0	0	0	0
American Indian/Alaskan Native & Black/African American:	0	0	0	0	0	0	0	0
Other multi-racial:	0	0	0	0	0	0	0	0
Asian/Pacific Islander:	0	0	0	0	0	0	0	0
Hispanic:	0	0	0	0	0	0	0	0



U.S. Department of Housing and Urban Development
 Office of Community Planning and Development
 Integrated Disbursement and Information System
 CDBG Activity Summary Report (GPR) for Program Year 2023
 SAN DIEGO

Date: 25-Sep-2024
 Time: 19:38
 Page: 316

Total: 0 0 0 0 0 0 0 0

Female-headed Households: 0 0 0 0

Income Category:

	Owner	Renter	Total	Person
Extremely Low	0	0	0	0
Low Mod	0	0	0	0
Moderate	0	0	0	0
Non Low Moderate	0	0	0	0
Total	0	0	0	0
Percent Low/Mod				

Annual Accomplishments

No data returned for this view. This might be because the applied filter excludes all data.



U.S. Department of Housing and Urban Development
 Office of Community Planning and Development
 Integrated Disbursement and Information System
 CDBG Activity Summary Report (GPR) for Program Year 2023
 SAN DIEGO

Date: 25-Sep-2024
 Time: 19:38
 Page: 317

PGM Year: 2023
Project: 0004 - Economic Development
IDIS Activity: 7745 - LHCD- SUPPORTING EMRGING ENTRPRNRS-24
Status: Open
Location: 3040 Imperial Ave San Diego, CA 92102-4128
Objective: Create economic opportunities
Outcome: Availability/accessibility
Matrix Code: Micro-Enterprise Assistance (18C) **National Objective:** LMCMC

Activity to prevent, prepare for, and respond to Coronavirus: No

Initial Funding Date: 10/17/2023

Description:

The Supporting Emerging Entrepreneurs project will provide training, technical assistance, and market opportunities to LMI residents of San Diego, who are interested in starting their own business.

Financing

	Fund Type	Grant Year	Grant	Funded Amount	Drawn In Program Year	Drawn Thru Program Year
CDBG	PI			\$100,000.00	\$58,225.76	\$58,225.76
Total	Total			\$100,000.00	\$58,225.76	\$58,225.76

Proposed Accomplishments

Businesses : 45

Actual Accomplishments

Number assisted:

	Owner		Renter		Total		Person	
	Total	Hispanic	Total	Hispanic	Total	Hispanic	Total	Hispanic
White:	0	0	0	0	0	0		0
Black/African American:	0	0	0	0	0	0	0	0
Asian:	0	0	0	0	0	0	0	0
American Indian/Alaskan Native:	0	0	0	0	0	0	0	0
Native Hawaiian/Other Pacific Islander:	0	0	0	0	0	0	0	0
American Indian/Alaskan Native & White:	0	0	0	0	0	0	0	0
Asian White:	0	0	0	0	0	0	0	0
Black/African American & White:	0	0	0	0	0	0	0	0
American Indian/Alaskan Native & Black/African American:	0	0	0	0	0	0	0	0
Other multi-racial:	0	0	0	0	0	0	0	0
Asian/Pacific Islander:	0	0	0	0	0	0	0	0
Hispanic:	0	0	0	0	0	0	0	0



U.S. Department of Housing and Urban Development
 Office of Community Planning and Development
 Integrated Disbursement and Information System
 CDBG Activity Summary Report (GPR) for Program Year 2023
 SAN DIEGO

Date: 25-Sep-2024
 Time: 19:38
 Page: 318

Total: 0 0 0 0 0 0 0 0

Female-headed Households: 0 0 0 0

Income Category:

	Owner	Renter	Total	Person
Extremely Low	0	0	0	0
Low Mod	0	0	0	0
Moderate	0	0	0	0
Non Low Moderate	0	0	0	0
Total	0	0	0	0
Percent Low/Mod				

Annual Accomplishments

No data returned for this view. This might be because the applied filter excludes all data.



U.S. Department of Housing and Urban Development
 Office of Community Planning and Development
 Integrated Disbursement and Information System
 CDBG Activity Summary Report (GPR) for Program Year 2023
 SAN DIEGO

Date: 25-Sep-2024
 Time: 19:38
 Page: 319

PGM Year: 2023
Project: 0004 - Economic Development
IDIS Activity: 7747 - SOMALI FAMILY-MICROENTERPRISE-24
Status: Open
Location: 5348 University Ave Ste 203 Suite 203 San Diego, CA 92105-8025
Objective: Create economic opportunities
Outcome: Availability/accessibility
Matrix Code: Micro-Enterprise Assistance (18C) **National Objective:** LMCMC

Activity to prevent, prepare for, and respond to Coronavirus: No

Initial Funding Date: 10/17/2023

Description:

The Microenterprise Program will provide case management, one-on-one technical assistance, financial assistance, and business-related workshops to LMI refugees and immigrants living in City Heights to establish or expand microenterprise businesses in the City of San Diego.

Financing

	Fund Type	Grant Year	Grant	Funded Amount	Drawn In Program Year	Drawn Thru Program Year
CDBG	PI			\$246,500.00	\$202,153.73	\$202,153.73
Total	Total			\$246,500.00	\$202,153.73	\$202,153.73

Proposed Accomplishments

Businesses : 40

Actual Accomplishments

Number assisted:

	Owner		Renter		Total		Person	
	Total	Hispanic	Total	Hispanic	Total	Hispanic	Total	Hispanic
White:	0	0	0	0	0	0		0
Black/African American:	0	0	0	0	0	0	0	0
Asian:	0	0	0	0	0	0	0	0
American Indian/Alaskan Native:	0	0	0	0	0	0	0	0
Native Hawaiian/Other Pacific Islander:	0	0	0	0	0	0	0	0
American Indian/Alaskan Native & White:	0	0	0	0	0	0	0	0
Asian White:	0	0	0	0	0	0	0	0
Black/African American & White:	0	0	0	0	0	0	0	0
American Indian/Alaskan Native & Black/African American:	0	0	0	0	0	0	0	0
Other multi-racial:	0	0	0	0	0	0	0	0
Asian/Pacific Islander:	0	0	0	0	0	0	0	0
Hispanic:	0	0	0	0	0	0	0	0



U.S. Department of Housing and Urban Development
 Office of Community Planning and Development
 Integrated Disbursement and Information System
 CDBG Activity Summary Report (GPR) for Program Year 2023
 SAN DIEGO

Date: 25-Sep-2024
 Time: 19:38
 Page: 320

Total: 0 0 0 0 0 0 0 0

Female-headed Households: 0 0 0 0

Income Category:

	Owner	Renter	Total	Person
Extremely Low	0	0	0	0
Low Mod	0	0	0	0
Moderate	0	0	0	0
Non Low Moderate	0	0	0	0
Total	0	0	0	0
Percent Low/Mod				

Annual Accomplishments

No data returned for this view. This might be because the applied filter excludes all data.



U.S. Department of Housing and Urban Development
 Office of Community Planning and Development
 Integrated Disbursement and Information System
 CDBG Activity Summary Report (GPR) for Program Year 2023
 SAN DIEGO

Date: 25-Sep-2024
 Time: 19:38
 Page: 321

PGM Year: 2023
Project: 0004 - Economic Development
IDIS Activity: 7748 - SOUTHWESTERN-BUSINESS BASICS-24
Status: Open
Location: 460 W San Ysidro Blvd San Diego, CA 92173-2410
Objective: Create economic opportunities
Outcome: Availability/accessibility
Matrix Code: Micro-Enterprise Assistance (18C) **National Objective:** LMCMC

Activity to prevent, prepare for, and respond to Coronavirus: No

Initial Funding Date: 10/16/2023

Description:
 The Business Basics 2024 program will provide comprehensive business basics and entrepreneurship training and advising to LMI individuals to help establish or expand microenterprise businesses in the City of San Diego.

Financing

	Fund Type	Grant Year	Grant	Funded Amount	Drawn In Program Year	Drawn Thru Program Year
CDBG	EN	2017	B17MC060542	\$148,098.90	\$148,098.90	\$148,098.90
		2022	B22MC060542	\$21,849.56	\$0.00	\$0.00
	PI			\$151,008.59	\$126,192.03	\$126,192.03
Total	Total			\$320,957.05	\$274,290.93	\$274,290.93

Proposed Accomplishments

Businesses : 30

Actual Accomplishments

Number assisted:

	Owner		Renter		Total		Person	
	Total	Hispanic	Total	Hispanic	Total	Hispanic	Total	Hispanic
White:	0	0	0	0	0	0	0	0
Black/African American:	0	0	0	0	0	0	0	0
Asian:	0	0	0	0	0	0	0	0
American Indian/Alaskan Native:	0	0	0	0	0	0	0	0
Native Hawaiian/Other Pacific Islander:	0	0	0	0	0	0	0	0
American Indian/Alaskan Native & White:	0	0	0	0	0	0	0	0
Asian White:	0	0	0	0	0	0	0	0
Black/African American & White:	0	0	0	0	0	0	0	0
American Indian/Alaskan Native & Black/African American:	0	0	0	0	0	0	0	0
Other multi-racial:	0	0	0	0	0	0	0	0
Asian/Pacific Islander:	0	0	0	0	0	0	0	0



U.S. Department of Housing and Urban Development
 Office of Community Planning and Development
 Integrated Disbursement and Information System
 CDBG Activity Summary Report (GPR) for Program Year 2023
 SAN DIEGO

Date: 25-Sep-2024
 Time: 19:38
 Page: 322

Hispanic:	0	0	0	0	0	0	0	0	0
Total:	0	0	0	0	0	0	0	0	0

Female-headed Households: 0 0 0 0

Income Category:

	Owner	Renter	Total	Person
Extremely Low	0	0	0	0
Low Mod	0	0	0	0
Moderate	0	0	0	0
Non Low Moderate	0	0	0	0
Total	0	0	0	0

Percent Low/Mod

Annual Accomplishments

No data returned for this view. This might be because the applied filter excludes all data.



U.S. Department of Housing and Urban Development
 Office of Community Planning and Development
 Integrated Disbursement and Information System
 CDBG Activity Summary Report (GPR) for Program Year 2023
 SAN DIEGO

Date: 25-Sep-2024
 Time: 19:38
 Page: 323

PGM Year: 2023
Project: 0004 - Economic Development
IDIS Activity: 7749 - IRC-LEAP-24
Status: Open
Location: 5348 University Ave Ste 205A Suite 205A San Diego, CA 92105-8025
Objective: Create economic opportunities
Outcome: Availability/accessibility
Matrix Code: Micro-Enterprise Assistance (18C) **National Objective:** LMCMC

Activity to prevent, prepare for, and respond to Coronavirus: No

Initial Funding Date: 02/27/2024

Description:
 The FY 2024 LEAP Project will continue to support LMI residents of San Diego in starting and strengthening microenterprises through workshop trainings and technical assistance offerings.

Financing

	Fund Type	Grant Year	Grant	Funded Amount	Drawn In Program Year	Drawn Thru Program Year
CDBG	EN	2020	B20MC060542	\$31,460.00	\$6,043.76	\$6,043.76
		2023	B23MC060542	\$125,482.49	\$0.00	\$0.00
	PI			\$60,967.51	\$35,530.83	\$35,530.83
Total	Total			\$217,910.00	\$41,574.59	\$41,574.59

Proposed Accomplishments

Businesses : 60

Actual Accomplishments

Number assisted:

	Owner		Renter		Total		Person	
	Total	Hispanic	Total	Hispanic	Total	Hispanic	Total	Hispanic
White:	0	0	0	0	0	0	0	0
Black/African American:	0	0	0	0	0	0	0	0
Asian:	0	0	0	0	0	0	0	0
American Indian/Alaskan Native:	0	0	0	0	0	0	0	0
Native Hawaiian/Other Pacific Islander:	0	0	0	0	0	0	0	0
American Indian/Alaskan Native & White:	0	0	0	0	0	0	0	0
Asian White:	0	0	0	0	0	0	0	0
Black/African American & White:	0	0	0	0	0	0	0	0
American Indian/Alaskan Native & Black/African American:	0	0	0	0	0	0	0	0
Other multi-racial:	0	0	0	0	0	0	0	0
Asian/Pacific Islander:	0	0	0	0	0	0	0	0



U.S. Department of Housing and Urban Development
 Office of Community Planning and Development
 Integrated Disbursement and Information System
 CDBG Activity Summary Report (GPR) for Program Year 2023
 SAN DIEGO

Date: 25-Sep-2024
 Time: 19:38
 Page: 324

Hispanic:	0	0	0	0	0	0	0	0
Total:	0	0	0	0	0	0	0	0

Female-headed Households: 0 0 0

Income Category:

	Owner	Renter	Total	Person
Extremely Low	0	0	0	0
Low Mod	0	0	0	0
Moderate	0	0	0	0
Non Low Moderate	0	0	0	0
Total	0	0	0	0

Percent Low/Mod

Annual Accomplishments

No data returned for this view. This might be because the applied filter excludes all data.



U.S. Department of Housing and Urban Development
 Office of Community Planning and Development
 Integrated Disbursement and Information System
 CDBG Activity Summary Report (GPR) for Program Year 2023
 SAN DIEGO

Date: 25-Sep-2024
 Time: 19:38
 Page: 325

PGM Year:	2023	Objective:	Create suitable living environments
Project:	0004 - Economic Development	Outcome:	Availability/accessibility
IDIS Activity:	7750 - CITY SD NONPROFIT ACCELERATOR-24	Matrix Code:	CDBG Non-profit Organization Capacity Building (19C)
Status:	Open	National Objective:	LMC
Location:	1200 3rd Ave San Diego, CA 92101-4110		

Activity to prevent, prepare for, and respond to Coronavirus: No

Initial Funding Date: 10/17/2023

Description:

DO NOT DRAW FROM THIS ACTIVITY.
 This is a pilot program to fund successful nonprofit organizations that have completed an accelerator program.
 Each nonprofit awarded funds will be assigned a new IDIS number and budget.
 Funds for this activity will be reduced proportionately thus reducing this budget eventually to zero and cancelling the project.
 This activity will not be reporting outcomes as outcomes will be reported in the newly created IDIS numbers for nonprofit organizations.

Financing

	Fund Type	Grant Year	Grant	Funded Amount	Drawn In Program Year	Drawn Thru Program Year
CDBG	EN	2023	B23MC060542	\$1,451,458.00	\$0.00	\$0.00
Total	Total			\$1,451,458.00	\$0.00	\$0.00

Proposed Accomplishments

Organizations : 40

Actual Accomplishments

Number assisted:

	Owner		Renter		Total		Person	
	Total	Hispanic	Total	Hispanic	Total	Hispanic	Total	Hispanic
White:	0	0	0	0	0	0	0	0
Black/African American:	0	0	0	0	0	0	0	0
Asian:	0	0	0	0	0	0	0	0
American Indian/Alaskan Native:	0	0	0	0	0	0	0	0
Native Hawaiian/Other Pacific Islander:	0	0	0	0	0	0	0	0
American Indian/Alaskan Native & White:	0	0	0	0	0	0	0	0
Asian White:	0	0	0	0	0	0	0	0
Black/African American & White:	0	0	0	0	0	0	0	0
American Indian/Alaskan Native & Black/African American:	0	0	0	0	0	0	0	0
Other multi-racial:	0	0	0	0	0	0	0	0



U.S. Department of Housing and Urban Development
 Office of Community Planning and Development
 Integrated Disbursement and Information System
 CDBG Activity Summary Report (GPR) for Program Year 2023
 SAN DIEGO

Date: 25-Sep-2024
 Time: 19:38
 Page: 326

Asian/Pacific Islander:	0	0	0	0	0	0	0	0
Hispanic:	0	0	0	0	0	0	0	0
Total:	0	0	0	0	0	0	0	0

Female-headed Households: 0 0 0 0

Income Category:

	Owner	Renter	Total	Person
Extremely Low	0	0	0	0
Low Mod	0	0	0	0
Moderate	0	0	0	0
Non Low Moderate	0	0	0	0
Total	0	0	0	0

Percent Low/Mod

Annual Accomplishments

No data returned for this view. This might be because the applied filter excludes all data.



U.S. Department of Housing and Urban Development
 Office of Community Planning and Development
 Integrated Disbursement and Information System
 CDBG Activity Summary Report (GPR) for Program Year 2023
 SAN DIEGO

Date: 25-Sep-2024
 Time: 19:38
 Page: 327

PGM Year: 2023
Project: 0006 - Nonprofit Facility Improvements
IDIS Activity: 7751 - DREAMS FOR CHANGE-SAFE PARKING-24

Status: Open
Location: PO Box 16327 San Diego, CA 92176-6327
Objective: Create suitable living environments
Outcome: Availability/accessibility
Matrix Code: Other Public Improvements Not Listed
National Objective: LMC in 03A-03S (03Z)

Activity to prevent, prepare for, and respond to Coronavirus: No

Initial Funding Date: 10/16/2023

Description:
 The Safe Parking Site Revitalization project will complete exterior rehabilitation and building rehabilitation of the Safe Parking Programsite to allow for expansion of homeless servicesand ADA upgrades.

Financing

	Fund Type	Grant Year	Grant	Funded Amount	Drawn In Program Year	Drawn Thru Program Year
CDBG	EN	2023	B23MC060542	\$310,040.00	\$0.00	\$0.00
Total	Total			\$310,040.00	\$0.00	\$0.00

Proposed Accomplishments

Public Facilities : 1

Actual Accomplishments

Number assisted:

	Owner		Renter		Total		Person	
	Total	Hispanic	Total	Hispanic	Total	Hispanic	Total	Hispanic
White:	0	0	0	0	0	0		0
Black/African American:	0	0	0	0	0	0	0	0
Asian:	0	0	0	0	0	0	0	0
American Indian/Alaskan Native:	0	0	0	0	0	0	0	0
Native Hawaiian/Other Pacific Islander:	0	0	0	0	0	0	0	0
American Indian/Alaskan Native & White:	0	0	0	0	0	0	0	0
Asian White:	0	0	0	0	0	0	0	0
Black/African American & White:	0	0	0	0	0	0	0	0
American Indian/Alaskan Native & Black/African American:	0	0	0	0	0	0	0	0
Other multi-racial:	0	0	0	0	0	0	0	0
Asian/Pacific Islander:	0	0	0	0	0	0	0	0
Hispanic:	0	0	0	0	0	0	0	0



U.S. Department of Housing and Urban Development
 Office of Community Planning and Development
 Integrated Disbursement and Information System
 CDBG Activity Summary Report (GPR) for Program Year 2023
 SAN DIEGO

Date: 25-Sep-2024
 Time: 19:38
 Page: 328

Total: 0 0 0 0 0 0 0 0

Female-headed Households: 0 0 0 0

Income Category:

	Owner	Renter	Total	Person
Extremely Low	0	0	0	0
Low Mod	0	0	0	0
Moderate	0	0	0	0
Non Low Moderate	0	0	0	0
Total	0	0	0	0
Percent Low/Mod				

Annual Accomplishments

No data returned for this view. This might be because the applied filter excludes all data.



U.S. Department of Housing and Urban Development
 Office of Community Planning and Development
 Integrated Disbursement and Information System
 CDBG Activity Summary Report (GPR) for Program Year 2023
 SAN DIEGO

Date: 25-Sep-2024
 Time: 19:38
 Page: 329

PGM Year:	2023	Objective:	Create suitable living environments
Project:	0006 - Nonprofit Facility Improvements	Outcome:	Availability/accessibility
IDIS Activity:	7752 - NILE SISTERS-FAIRMONT CENTER-24	Matrix Code:	Other Public Improvements Not Listed in 03A-03S (03Z)
Status:	Open	National Objective:	LMC
Location:	4265 Fairmount Ave San Diego, CA 92105-6400		

Activity to prevent, prepare for, and respond to Coronavirus: No

Initial Funding Date: 10/17/2023

Description:
 The Fairmount Center project will consist of renovation of the Fairmount Center building to create a multi-service hub that will expand social, professional development, and community engagement services provided to LMI individuals in San Diego.

Financing

	Fund Type	Grant Year	Grant	Funded Amount	Drawn In Program Year	Drawn Thru Program Year
CDBG	EN	2022	B22MC060542	\$286,246.46	\$5,000.00	\$5,000.00
		2023	B23MC060542	\$547,905.79	\$0.00	\$0.00
	PI			\$6,343.75	\$4,296.25	\$4,296.25
Total	Total			\$840,496.00	\$9,296.25	\$9,296.25

Proposed Accomplishments

Public Facilities : 1

Actual Accomplishments

Number assisted:

	Owner		Renter		Total		Person	
	Total	Hispanic	Total	Hispanic	Total	Hispanic	Total	Hispanic
White:	0	0	0	0	0	0	0	0
Black/African American:	0	0	0	0	0	0	0	0
Asian:	0	0	0	0	0	0	0	0
American Indian/Alaskan Native:	0	0	0	0	0	0	0	0
Native Hawaiian/Other Pacific Islander:	0	0	0	0	0	0	0	0
American Indian/Alaskan Native & White:	0	0	0	0	0	0	0	0
Asian White:	0	0	0	0	0	0	0	0
Black/African American & White:	0	0	0	0	0	0	0	0
American Indian/Alaskan Native & Black/African American:	0	0	0	0	0	0	0	0
Other multi-racial:	0	0	0	0	0	0	0	0
Asian/Pacific Islander:	0	0	0	0	0	0	0	0



U.S. Department of Housing and Urban Development
 Office of Community Planning and Development
 Integrated Disbursement and Information System
 CDBG Activity Summary Report (GPR) for Program Year 2023
 SAN DIEGO

Date: 25-Sep-2024
 Time: 19:38
 Page: 330

Hispanic:	0	0	0	0	0	0	0	0
Total:	0	0	0	0	0	0	0	0

Female-headed Households: 0 0 0

Income Category:

	Owner	Renter	Total	Person
Extremely Low	0	0	0	0
Low Mod	0	0	0	0
Moderate	0	0	0	0
Non Low Moderate	0	0	0	0
Total	0	0	0	0

Percent Low/Mod

Annual Accomplishments

No data returned for this view. This might be because the applied filter excludes all data.



U.S. Department of Housing and Urban Development
 Office of Community Planning and Development
 Integrated Disbursement and Information System
 CDBG Activity Summary Report (GPR) for Program Year 2023
 SAN DIEGO

Date: 25-Sep-2024
 Time: 19:38
 Page: 331

PGM Year:	2023	Objective:	Create suitable living environments
Project:	0006 - Nonprofit Facility Improvements	Outcome:	Availability/accessibility
IDIS Activity:	7753 - RISE UP-EXPANSION PROJECT-24	Matrix Code:	Other Public Improvements Not Listed
Status:	Open	National Objective:	LMC
Location:	5275 Market St San Diego, CA 92114-2215		
			in 03A-03S (03Z)

Activity to prevent, prepare for, and respond to Coronavirus: No

Initial Funding Date: 11/01/2023

Description:

The Expansion Project will consist of tenant improvements of a machine shop at Rise Up Industries newly acquired facility to provide employment and job training services to formerly gang-involved LMI individuals in San Diego.

Financing

	Fund Type	Grant Year	Grant	Funded Amount	Drawn In Program Year	Drawn Thru Program Year
CDBG	EN	2017	B17MC060542	\$348,409.80	\$348,409.80	\$348,409.80
		2023	B23MC060542	\$119,100.00	\$0.00	\$0.00
	PI			\$732,490.20	\$731,590.20	\$731,590.20
Total	Total			\$1,200,000.00	\$1,080,000.00	\$1,080,000.00

Proposed Accomplishments

Public Facilities : 1

Actual Accomplishments

Number assisted:

	Owner		Renter		Total		Person	
	Total	Hispanic	Total	Hispanic	Total	Hispanic	Total	Hispanic
White:	0	0	0	0	0	0	0	0
Black/African American:	0	0	0	0	0	0	0	0
Asian:	0	0	0	0	0	0	0	0
American Indian/Alaskan Native:	0	0	0	0	0	0	0	0
Native Hawaiian/Other Pacific Islander:	0	0	0	0	0	0	0	0
American Indian/Alaskan Native & White:	0	0	0	0	0	0	0	0
Asian White:	0	0	0	0	0	0	0	0
Black/African American & White:	0	0	0	0	0	0	0	0
American Indian/Alaskan Native & Black/African American:	0	0	0	0	0	0	0	0
Other multi-racial:	0	0	0	0	0	0	0	0
Asian/Pacific Islander:	0	0	0	0	0	0	0	0



U.S. Department of Housing and Urban Development
 Office of Community Planning and Development
 Integrated Disbursement and Information System
 CDBG Activity Summary Report (GPR) for Program Year 2023
 SAN DIEGO

Date: 25-Sep-2024
 Time: 19:38
 Page: 332

Hispanic:	0	0	0	0	0	0	0	0
Total:	0	0	0	0	0	0	0	0

Female-headed Households: 0 0 0

Income Category:

	Owner	Renter	Total	Person
Extremely Low	0	0	0	0
Low Mod	0	0	0	0
Moderate	0	0	0	0
Non Low Moderate	0	0	0	0
Total	0	0	0	0

Percent Low/Mod

Annual Accomplishments

No data returned for this view. This might be because the applied filter excludes all data.



U.S. Department of Housing and Urban Development
 Office of Community Planning and Development
 Integrated Disbursement and Information System
 CDBG Activity Summary Report (GPR) for Program Year 2023
 SAN DIEGO

Date: 25-Sep-2024
 Time: 19:38
 Page: 333

PGM Year: 2023
Project: 0001 - CDBG Administration
IDIS Activity: 7761 - HUD ADMINISTRATION-24

Status: Open Objective:
 Location: , Outcome:
 Matrix Code: General Program Administration (21A) National Objective:

Activity to prevent, prepare for, and respond to Coronavirus: No

Initial Funding Date: 10/17/2023

Description:
 Admin costs for FY24

Financing

	Fund Type	Grant Year	Grant	Funded Amount	Drawn In Program Year	Drawn Thru Program Year
CDBG	EN	2023	B23MC060542	\$4,721,099.58	\$352,462.84	\$352,462.84
	PI			\$366,157.66	\$31,793.29	\$31,793.29
Total	Total			\$5,087,257.24	\$384,256.13	\$384,256.13

Proposed Accomplishments

Actual Accomplishments

Number assisted:

	Owner		Renter		Total		Person	
	Total	Hispanic	Total	Hispanic	Total	Hispanic	Total	Hispanic
White:					0	0		
Black/African American:					0	0		
Asian:					0	0		
American Indian/Alaskan Native:					0	0		
Native Hawaiian/Other Pacific Islander:					0	0		
American Indian/Alaskan Native & White:					0	0		
Asian White:					0	0		
Black/African American & White:					0	0		
American Indian/Alaskan Native & Black/African American:					0	0		
Other multi-racial:					0	0		
Asian/Pacific Islander:					0	0		
Hispanic:					0	0		
Total:	0	0	0	0	0	0	0	0



U.S. Department of Housing and Urban Development
Office of Community Planning and Development
Integrated Disbursement and Information System
CDBG Activity Summary Report (GPR) for Program Year 2023
SAN DIEGO

Date: 25-Sep-2024

Time: 19:38

Page: 334

Female-headed Households:

0

Income Category:

	Owner	Renter	Total	Person
Extremely Low			0	
Low Mod			0	
Moderate			0	
Non Low Moderate			0	
Total	0	0	0	0
Percent Low/Mod				

Annual Accomplishments

No data returned for this view. This might be because the applied filter excludes all data.



U.S. Department of Housing and Urban Development
 Office of Community Planning and Development
 Integrated Disbursement and Information System
 CDBG Activity Summary Report (GPR) for Program Year 2023
 SAN DIEGO

Date: 25-Sep-2024
 Time: 19:38
 Page: 335

PGM Year: 2023
Project: 0001 - CDBG Administration
IDIS Activity: 7762 - FAIR HSG SERVICES-24

Status: Open
Location: ,
Objective:
Outcome:
Matrix Code: Fair Housing Activities (subject to 20% Admin Cap) (21D) **National Objective:**

Activity to prevent, prepare for, and respond to Coronavirus: No

Initial Funding Date: 10/09/2023

Description:
 Fair housing activities for FY 24

Financing

	Fund Type	Grant Year	Grant	Funded Amount	Drawn In Program Year	Drawn Thru Program Year
CDBG	EN	2023	B23MC060542	\$45,624.38	\$0.00	\$0.00
	PI			\$204,375.62	\$147,474.97	\$147,474.97
Total	Total			\$250,000.00	\$147,474.97	\$147,474.97

Proposed Accomplishments

Actual Accomplishments

Number assisted:

	Owner		Renter		Total		Person	
	Total	Hispanic	Total	Hispanic	Total	Hispanic	Total	Hispanic
White:					0	0		
Black/African American:					0	0		
Asian:					0	0		
American Indian/Alaskan Native:					0	0		
Native Hawaiian/Other Pacific Islander:					0	0		
American Indian/Alaskan Native & White:					0	0		
Asian White:					0	0		
Black/African American & White:					0	0		
American Indian/Alaskan Native & Black/African American:					0	0		
Other multi-racial:					0	0		
Asian/Pacific Islander:					0	0		
Hispanic:					0	0		
Total:	0	0	0	0	0	0	0	0



U.S. Department of Housing and Urban Development
Office of Community Planning and Development
Integrated Disbursement and Information System
CDBG Activity Summary Report (GPR) for Program Year 2023
SAN DIEGO

Date: 25-Sep-2024
Time: 19:38
Page: 336

Female-headed Households:

0

Income Category:

	Owner	Renter	Total	Person
Extremely Low			0	
Low Mod			0	
Moderate			0	
Non Low Moderate			0	
Total	0	0	0	0
Percent Low/Mod				

Annual Accomplishments

No data returned for this view. This might be because the applied filter excludes all data.



U.S. Department of Housing and Urban Development
 Office of Community Planning and Development
 Integrated Disbursement and Information System
 CDBG Activity Summary Report (GPR) for Program Year 2023
 SAN DIEGO

Date: 25-Sep-2024
 Time: 19:38
 Page: 337

PGM Year: 2023
Project: 0008 - Homelessness
IDIS Activity: 7763 - SERVING SENIORS-TRANSITIONAL HOUSING-24
Status: Open
Location: 525 14th St Ste 200 San Diego, CA 92101-7556
Objective: Create suitable living environments
Outcome: Availability/accessibility
Matrix Code: Operating Costs of Homeless/AIDS Patients Programs (03T)
National Objective: LMC

Activity to prevent, prepare for, and respond to Coronavirus: No

Initial Funding Date: 10/16/2023

Description:

The Transitional Housing Program (THP) will provide transitional housing, permanent affordable housing placement, and case management to homeless seniors in the City of San Diego.

Financing

	Fund Type	Grant Year	Grant	Funded Amount	Drawn In Program Year	Drawn Thru Program Year
CDBG	EN	2017	B17MC060542	\$53,576.72	\$45,387.85	\$45,387.85
		2023	B23MC060542	\$8,323.19	\$0.00	\$0.00
	PI			\$30,300.09	\$30,300.09	\$30,300.09
Total	Total			\$92,200.00	\$75,687.94	\$75,687.94

Proposed Accomplishments

People (General) : 82

Actual Accomplishments

Number assisted:

	Owner		Renter		Total		Person	
	Total	Hispanic	Total	Hispanic	Total	Hispanic	Total	Hispanic
White:	0	0	0	0	0	0	0	0
Black/African American:	0	0	0	0	0	0	0	0
Asian:	0	0	0	0	0	0	0	0
American Indian/Alaskan Native:	0	0	0	0	0	0	0	0
Native Hawaiian/Other Pacific Islander:	0	0	0	0	0	0	0	0
American Indian/Alaskan Native & White:	0	0	0	0	0	0	0	0
Asian White:	0	0	0	0	0	0	0	0
Black/African American & White:	0	0	0	0	0	0	0	0
American Indian/Alaskan Native & Black/African American:	0	0	0	0	0	0	0	0
Other multi-racial:	0	0	0	0	0	0	0	0
Asian/Pacific Islander:	0	0	0	0	0	0	0	0



U.S. Department of Housing and Urban Development
 Office of Community Planning and Development
 Integrated Disbursement and Information System
 CDBG Activity Summary Report (GPR) for Program Year 2023
 SAN DIEGO

Date: 25-Sep-2024
 Time: 19:38
 Page: 338

Hispanic:	0	0	0	0	0	0	0	0	0
Total:	0	0	0	0	0	0	0	0	0

Female-headed Households: 0 0 0 0

Income Category:

	Owner	Renter	Total	Person
Extremely Low	0	0	0	0
Low Mod	0	0	0	0
Moderate	0	0	0	0
Non Low Moderate	0	0	0	0
Total	0	0	0	0

Percent Low/Mod

Annual Accomplishments

No data returned for this view. This might be because the applied filter excludes all data.



U.S. Department of Housing and Urban Development
 Office of Community Planning and Development
 Integrated Disbursement and Information System
 CDBG Activity Summary Report (GPR) for Program Year 2023
 SAN DIEGO

Date: 25-Sep-2024
 Time: 19:38
 Page: 339

PGM Year: 2023
Project: 0008 - Homelessness
IDIS Activity: 7764 - SD HSG COMM-DAY CENTER-24

Status: Open
Location: 1122 Broadway Ste 300 San Diego, CA 92101-5629
Objective: Create suitable living environments
Outcome: Availability/accessibility
Matrix Code: Operating Costs of Homeless/AIDS Patients Programs (03T) **National Objective:** LMC

Activity to prevent, prepare for, and respond to Coronavirus: No

Initial Funding Date: 12/26/2023

Description:

Provides supportive services to homeless adults within the City of San Diego.
 Offers daily access to laundry, mail, internet, and sotrage space as well as mental health and substanc abuse treatment.

Financing

	Fund Type	Grant Year	Grant	Funded Amount	Drawn In Program Year	Drawn Thru Program Year
CDBG	PI			\$541,250.00	\$541,250.00	\$541,250.00
Total	Total			\$541,250.00	\$541,250.00	\$541,250.00

Proposed Accomplishments

People (General) : 2,000

Actual Accomplishments

Number assisted:

	Owner		Renter		Total		Person	
	Total	Hispanic	Total	Hispanic	Total	Hispanic	Total	Hispanic
White:	0	0	0	0	0	0	3,261	1,288
Black/African American:	0	0	0	0	0	0	1,447	77
Asian:	0	0	0	0	0	0	94	5
American Indian/Alaskan Native:	0	0	0	0	0	0	158	74
Native Hawaiian/Other Pacific Islander:	0	0	0	0	0	0	80	19
American Indian/Alaskan Native & White:	0	0	0	0	0	0	35	10
Asian White:	0	0	0	0	0	0	12	1
Black/African American & White:	0	0	0	0	0	0	46	5
American Indian/Alaskan Native & Black/African American:	0	0	0	0	0	0	9	0
Other multi-racial:	0	0	0	0	0	0	835	760
Asian/Pacific Islander:	0	0	0	0	0	0	0	0
Hispanic:	0	0	0	0	0	0	0	0



U.S. Department of Housing and Urban Development
 Office of Community Planning and Development
 Integrated Disbursement and Information System
 CDBG Activity Summary Report (GPR) for Program Year 2023
 SAN DIEGO

Date: 25-Sep-2024
 Time: 19:38
 Page: 340

Total:	0	0	0	0	0	0	5,977	2,239
Female-headed Households:	0		0		0			

Income Category:

	Owner	Renter	Total	Person
Extremely Low	0	0	0	5,975
Low Mod	0	0	0	2
Moderate	0	0	0	0
Non Low Moderate	0	0	0	0
Total	0	0	0	5,977
Percent Low/Mod				100.0%

Annual Accomplishments



U.S. Department of Housing and Urban Development
Office of Community Planning and Development
Integrated Disbursement and Information System
CDBG Activity Summary Report (GPR) for Program Year 2023
SAN DIEGO

Date: 25-Sep-2024
Time: 19:38
Page: 341

Years	Accomplishment Narrative	# Benefitting
2023	<p>The Day Center was open 30 of 30 days in June and all contracted days this year while exceeding all expectations in the 2023-24 grant year, stretching the budget and staff workloads to provide critical humanitarian services to people experiencing homelessness in San Diego. Serving an ever-increasing number of those in need with reduced hours starting in February, the Day Center provided services to 5,977 unduplicated people. The Day Center met and exceeded all contractual obligations and provided 80,021 services in 33,483 client contacts; below is a breakdown of some of the primary services:</p> <p>Service Services Provided Clients Served Unduplicated 5,977 Total Clients Contacts 33,483 Mail - Sessions 32,044 Showers - Sessions 21,188 Laundry Cycles - Sessions 3,311 Computer Access - Sessions 2,283 Storage Access - Clients 799 Case Management Clients 660 Case Management Meetings 803 Initial Assessments 633 Prevention & Diversion 1,579 Orange Badges 7,806</p>	



U.S. Department of Housing and Urban Development
 Office of Community Planning and Development
 Integrated Disbursement and Information System
 CDBG Activity Summary Report (GPR) for Program Year 2023
 SAN DIEGO

Date: 25-Sep-2024
 Time: 19:38
 Page: 342

PGM Year:	2023	Objective:	Create suitable living environments
Project:	0008 - Homelessness	Outcome:	Availability/accessibility
IDIS Activity:	7765 - SDHC-PAUL MIRABLE INTRM SHTR-24	Matrix Code:	Other Public Services Not Listed in 05A-05Y, 03T (05Z)
Status:	Open	National Objective:	LMC
Location:	1122 Broadway Ste 300 Suite 300 San Diego, CA 92101-5629		

Activity to prevent, prepare for, and respond to Coronavirus: No

Initial Funding Date: 12/26/2023

Description:
 Provides interim housing and supportive services designed to help facilitate stabilization and exits to longer term or permanent housing for homeless single adults.

Financing

	Fund Type	Grant Year	Grant	Funded Amount	Drawn In Program Year	Drawn Thru Program Year
CDBG	EN	2019	B19MC060542	\$76,119.64	\$76,119.64	\$76,119.64
		2020	B20MC060542	\$2,366.65	\$2,366.65	\$2,366.65
		2023	B23MC060542	\$25,891.39	\$25,891.39	\$25,891.39
	PI			\$141,099.32	\$141,099.32	\$141,099.32
Total	Total			\$245,477.00	\$245,477.00	\$245,477.00

Proposed Accomplishments

People (General) : 1,390

Actual Accomplishments

Number assisted:

	Owner		Renter		Total		Person	
	Total	Hispanic	Total	Hispanic	Total	Hispanic	Total	Hispanic
White:	0	0	0	0	0	0	0	0
Black/African American:	0	0	0	0	0	0	0	0
Asian:	0	0	0	0	0	0	0	0
American Indian/Alaskan Native:	0	0	0	0	0	0	0	0
Native Hawaiian/Other Pacific Islander:	0	0	0	0	0	0	0	0
American Indian/Alaskan Native & White:	0	0	0	0	0	0	0	0
Asian White:	0	0	0	0	0	0	0	0
Black/African American & White:	0	0	0	0	0	0	0	0
American Indian/Alaskan Native & Black/African American:	0	0	0	0	0	0	0	0
Other multi-racial:	0	0	0	0	0	0	0	0
Asian/Pacific Islander:	0	0	0	0	0	0	0	0



U.S. Department of Housing and Urban Development
 Office of Community Planning and Development
 Integrated Disbursement and Information System
 CDBG Activity Summary Report (GPR) for Program Year 2023
 SAN DIEGO

Date: 25-Sep-2024
 Time: 19:38
 Page: 343

Hispanic:	0	0	0	0	0	0	0	0
Total:	0	0	0	0	0	0	0	0

Female-headed Households: 0 0 0

Income Category:

	Owner	Renter	Total	Person
Extremely Low	0	0	0	0
Low Mod	0	0	0	0
Moderate	0	0	0	0
Non Low Moderate	0	0	0	0
Total	0	0	0	0

Percent Low/Mod

Annual Accomplishments

No data returned for this view. This might be because the applied filter excludes all data.



U.S. Department of Housing and Urban Development
 Office of Community Planning and Development
 Integrated Disbursement and Information System
 CDBG Activity Summary Report (GPR) for Program Year 2023
 SAN DIEGO

Date: 25-Sep-2024
 Time: 19:38
 Page: 344

PGM Year: 2023
Project: 0008 - Homelessness
IDIS Activity: 7766 - SD HSG COMM-FAMILY SHELTER-24
Status: Open
Location: 1122 Broadway Ste 300 suite 300 San Diego, CA 92101-5629
Objective: Create suitable living environments
Outcome: Availability/accessibility
Matrix Code: Operating Costs of Homeless/AIDS Patients Programs (03T)
National Objective: LMC

Activity to prevent, prepare for, and respond to Coronavirus: No

Initial Funding Date: 04/04/2024

Description:

Provides short term shelter and supportive services to families experiencing homelessness so that they can overcome barriers to achieving self sufficiency such as income and permanent housing.

Financing

	Fund Type	Grant Year	Grant	Funded Amount	Drawn In Program Year	Drawn Thru Program Year
CDBG	EN	2017	B17MC060542	\$50,652.49	\$50,652.49	\$50,652.49
	PI			\$480,698.51	\$480,664.76	\$480,664.76
Total	Total			\$531,351.00	\$531,317.25	\$531,317.25

Proposed Accomplishments

People (General) : 135

Actual Accomplishments

Number assisted:

	Owner		Renter		Total		Person	
	Total	Hispanic	Total	Hispanic	Total	Hispanic	Total	Hispanic
White:	0	0	0	0	0	0	36	27
Black/African American:	0	0	0	0	0	0	22	0
Asian:	0	0	0	0	0	0	5	0
American Indian/Alaskan Native:	0	0	0	0	0	0	0	0
Native Hawaiian/Other Pacific Islander:	0	0	0	0	0	0	0	0
American Indian/Alaskan Native & White:	0	0	0	0	0	0	1	0
Asian White:	0	0	0	0	0	0	0	0
Black/African American & White:	0	0	0	0	0	0	2	0
American Indian/Alaskan Native & Black/African American:	0	0	0	0	0	0	0	0
Other multi-racial:	0	0	0	0	0	0	11	9
Asian/Pacific Islander:	0	0	0	0	0	0	0	0



U.S. Department of Housing and Urban Development
 Office of Community Planning and Development
 Integrated Disbursement and Information System
 CDBG Activity Summary Report (GPR) for Program Year 2023
 SAN DIEGO

Date: 25-Sep-2024
 Time: 19:38
 Page: 345

Hispanic:	0	0	0	0	0	0	0	0	0
Total:	0	0	0	0	0	0	0	77	36

Female-headed Households: 0 0 0 0

Income Category:

	Owner	Renter	Total	Person
Extremely Low	0	0	0	72
Low Mod	0	0	0	4
Moderate	0	0	0	1
Non Low Moderate	0	0	0	0
Total	0	0	0	77
Percent Low/Mod	100.0%			

Annual Accomplishments

Years	Accomplishment Narrative	# Benefitting
2023	<p>The goal for persons served was not met since there was a suspension of intakes due to COVID-19 outbreaks at the shelter. The suspension was in alignment with established county public health guidance. Additionally, limited subsidized housing resources for families became available and resulted in fewer shelter placements. Staff organized on-site events to offer assistance and entertainment to participants. These included mobile clinics for healthcare, dental care, library resources, tutoring, childcare services, movie nights, self-care days, game days, community parties, meetings, birthday celebrations, and distributing school supplies, clothing, and linens throughout the fiscal year. Participating in these events was crucial for establishing client rapport and promoting independence. Staff and participants have worked hard and shown dedication, resulting in more than half of the 36 households that completed our program transitioning into housing. Case managers played a crucial role in providing clients with the necessary tools to maintain housing after completing the program and breaking the cycle of homelessness. Staff was committed to seeking agencies to better support families in obtaining income, legal representation, and ongoing mental health services. The aim was to empower clients to become independent and offer various resources to help them get and maintain permanent housing. This program encountered difficulties in finding adequate resources to support undocumented families. Many of the available resources were either at total capacity or did not meet the specific needs of the clients. As a result, the staff learned valuable skills in navigating through available resources and supporting undocumented families.</p>	



U.S. Department of Housing and Urban Development
 Office of Community Planning and Development
 Integrated Disbursement and Information System
 CDBG Activity Summary Report (GPR) for Program Year 2023
 SAN DIEGO

Date: 25-Sep-2024
 Time: 19:38
 Page: 347

PGM Year: 2021
Project: 0004 - Economic Development
IDIS Activity: 7772 - City SD- Early State Accel Connect - 22

Status: Open
Location: 404 Euclid Ave San Diego, CA 92114-2221
Objective: Create economic opportunities
Outcome: Availability/accessibility
Matrix Code: Micro-Enterprise Assistance (18C) **National Objective:** LMCMC

Activity to prevent, prepare for, and respond to Coronavirus: No

Initial Funding Date: 08/07/2023

Description:

Financing

No data returned for this view. This might be because the applied filter excludes all data.

Proposed Accomplishments

Businesses : 50

Actual Accomplishments

Number assisted:

	Owner		Renter		Total		Person	
	Total	Hispanic	Total	Hispanic	Total	Hispanic	Total	Hispanic
White:	0	0	0	0	0	0		0
Black/African American:	0	0	0	0	0	0	0	0
Asian:	0	0	0	0	0	0	0	0
American Indian/Alaskan Native:	0	0	0	0	0	0	0	0
Native Hawaiian/Other Pacific Islander:	0	0	0	0	0	0	0	0
American Indian/Alaskan Native & White:	0	0	0	0	0	0	0	0
Asian White:	0	0	0	0	0	0	0	0
Black/African American & White:	0	0	0	0	0	0	0	0
American Indian/Alaskan Native & Black/African American:	0	0	0	0	0	0	0	0
Other multi-racial:	0	0	0	0	0	0	0	0



U.S. Department of Housing and Urban Development
 Office of Community Planning and Development
 Integrated Disbursement and Information System
 CDBG Activity Summary Report (GPR) for Program Year 2023
 SAN DIEGO

Date: 25-Sep-2024
 Time: 19:38
 Page: 348

Asian/Pacific Islander:	0	0	0	0	0	0	0	0
Hispanic:	0	0	0	0	0	0	0	0
Total:	0	0	0	0	0	0	0	0

Female-headed Households: 0 0 0 0

Income Category:

	Owner	Renter	Total	Person
Extremely Low	0	0	0	0
Low Mod	0	0	0	0
Moderate	0	0	0	0
Non Low Moderate	0	0	0	0
Total	0	0	0	0

Percent Low/Mod

Annual Accomplishments

No data returned for this view. This might be because the applied filter excludes all data.



U.S. Department of Housing and Urban Development
 Office of Community Planning and Development
 Integrated Disbursement and Information System
 CDBG Activity Summary Report (GPR) for Program Year 2023
 SAN DIEGO

Date: 25-Sep-2024
 Time: 19:38
 Page: 349

PGM Year: 2022
Project: 0007 - Affordable Housing
IDIS Activity: 7773 - 17th and Commercial

Status: Open
Location: 1200 3rd Ave San Diego, CA 92101-4110
Objective: Provide decent affordable housing
Outcome: Affordability
Matrix Code: Acquisition of Real Property (01) **National Objective:** LMH

Activity to prevent, prepare for, and respond to Coronavirus: No

Initial Funding Date: 10/16/2023

Description:

To acquire property to develop a low-income housing apartment complex, to be known as 17th and Commercial.

Financing

	Fund Type	Grant Year	Grant	Funded Amount	Drawn In Program Year	Drawn Thru Program Year
CDBG	EN	2020	B20MC060542	\$1,516,938.62	\$1,516,938.62	\$1,516,938.62
		2021	B21MC060542	\$2,483,061.38	\$2,483,061.38	\$2,483,061.38
Total	Total			\$4,000,000.00	\$4,000,000.00	\$4,000,000.00

Proposed Accomplishments

Housing Units : 100

Actual Accomplishments

Number assisted:

	Owner		Renter		Total		Person	
	Total	Hispanic	Total	Hispanic	Total	Hispanic	Total	Hispanic
White:	0	0	0	0	0	0		0
Black/African American:	0	0	0	0	0	0	0	0
Asian:	0	0	0	0	0	0	0	0
American Indian/Alaskan Native:	0	0	0	0	0	0	0	0
Native Hawaiian/Other Pacific Islander:	0	0	0	0	0	0	0	0
American Indian/Alaskan Native & White:	0	0	0	0	0	0	0	0
Asian White:	0	0	0	0	0	0	0	0
Black/African American & White:	0	0	0	0	0	0	0	0
American Indian/Alaskan Native & Black/African American:	0	0	0	0	0	0	0	0
Other multi-racial:	0	0	0	0	0	0	0	0
Asian/Pacific Islander:	0	0	0	0	0	0	0	0
Hispanic:	0	0	0	0	0	0	0	0



U.S. Department of Housing and Urban Development
 Office of Community Planning and Development
 Integrated Disbursement and Information System
 CDBG Activity Summary Report (GPR) for Program Year 2023
 SAN DIEGO

Date: 25-Sep-2024
 Time: 19:38
 Page: 350

Total: 0 0 0 0 0 0 0 0

Female-headed Households: 0 0 0 0

Income Category:

	Owner	Renter	Total	Person
Extremely Low	0	0	0	0
Low Mod	0	0	0	0
Moderate	0	0	0	0
Non Low Moderate	0	0	0	0
Total	0	0	0	0
Percent Low/Mod				

Annual Accomplishments

No data returned for this view. This might be because the applied filter excludes all data.



U.S. Department of Housing and Urban Development
Office of Community Planning and Development
Integrated Disbursement and Information System
CDBG Activity Summary Report (GPR) for Program Year 2023
SAN DIEGO

Date: 25-Sep-2024

Time: 19:38

Page: 352

Female-headed Households:

0 0 0

Income Category:

	Owner	Renter	Total	Person
Extremely Low	0	0	0	0
Low Mod	0	0	0	0
Moderate	0	0	0	0
Non Low Moderate	0	0	0	0
Total	0	0	0	0

Percent Low/Mod

Annual Accomplishments

No data returned for this view. This might be because the applied filter excludes all data.



U.S. Department of Housing and Urban Development
Office of Community Planning and Development
Integrated Disbursement and Information System
CDBG Activity Summary Report (GPR) for Program Year 2023
SAN DIEGO

Date: 25-Sep-2024

Time: 19:38

Page: 353

Total Funded Amount:	\$134,994,829.62
Total Drawn Thru Program Year:	\$93,286,712.56
Total Drawn In Program Year:	\$39,316,063.61



U.S. Department of Housing and Urban Development
 Office of Community Planning and Development
 Integrated Disbursement and Information System
 CDBG and CDBG-CV Summary of Accomplishments
 Program Year: 2023

DATE: 09-25-24
 TIME: 19:42
 PAGE: 1

SAN DIEGO

Count of CDBG and CDBG-CV Activities with Disbursements by Activity Group & Matrix Code

Activity Group	Activity Category	Open Count	Open Activities Disbursed	Completed Count	Completed Activities Disbursed	Program Year Count	Total Activities Disbursed
Acquisition	Acquisition of Real Property (01)	4	\$7,600,000.00	0	\$0.00	4	\$7,600,000.00
	Total Acquisition	4	\$7,600,000.00	0	\$0.00	4	\$7,600,000.00
Economic Development	ED Technical Assistance (18B)	4	\$59,127.96	0	\$0.00	4	\$59,127.96
	Micro-Enterprise Assistance (18C)	14	\$1,590,502.32	20	\$1,163,992.84	34	\$2,754,495.16
	Total Economic Development	18	\$1,649,630.28	20	\$1,163,992.84	38	\$2,813,623.12
Housing	Rehab; Single-Unit Residential (14A)	1	\$395,921.69	0	\$0.00	1	\$395,921.69
	Rehab; Multi-Unit Residential (14B)	2	\$0.00	1	\$243,900.70	3	\$243,900.70
	Total Housing	3	\$395,921.69	1	\$243,900.70	4	\$639,822.39
Public Facilities and Improvements	Senior Centers (03A)	0	\$0.00	1	\$0.00	1	\$0.00
	Homeless Facilities (not operating costs) (03C)	3	\$295,404.00	2	\$0.00	5	\$295,404.00
	Neighborhood Facilities (03E)	2	\$197,084.29	2	\$369,387.30	4	\$566,471.59
	Parks, Recreational Facilities (03F)	8	\$6,571,707.45	1	\$6,610.80	9	\$6,578,318.25
	Sidewalks (03L)	4	\$1,818,726.84	2	\$1,797.56	6	\$1,820,524.40
	Health Facilities (03P)	2	\$102,349.76	2	\$263,905.67	4	\$366,255.43
	Other Public Improvements Not Listed in 03A-03S (03Z)	4	\$1,300,726.25	1	\$0.00	5	\$1,300,726.25
	Total Public Facilities and Improvements	23	\$10,285,998.59	11	\$641,701.33	34	\$10,927,699.92
Public Services	Operating Costs of Homeless/AIDS Patients Programs (03T)	7	\$1,301,944.78	6	\$260,381.97	13	\$1,562,326.75
	Senior Services (05A)	3	\$210,717.07	2	\$0.00	5	\$210,717.07
	Youth Services (05D)	4	\$360,035.74	4	\$90,632.07	8	\$450,667.81
	Substance Abuse Services (05F)	1	\$80,043.77	2	\$69,216.91	3	\$149,260.68
	Services for victims of domestic violence, dating violence, sexual assault or stalking (05G)	1	\$86,973.86	1	\$66,550.00	2	\$153,523.86
	Employment Training (05H)	4	\$380,395.90	11	\$1,624,654.70	15	\$2,005,050.60
	Child Care Services (05L)	1	\$73,797.49	0	\$0.00	1	\$73,797.49
	Health Services (05M)	1	\$197,561.18	1	\$0.00	2	\$197,561.18
	Abused and Neglected Children (05N)	2	\$181,282.71	2	\$134,647.92	4	\$315,930.63
	Mental Health Services (05O)	0	\$0.00	2	\$109,446.14	2	\$109,446.14
Subsistence Payment (05Q)	0	\$0.00	1	\$3,839,519.67	1	\$3,839,519.67	



U.S. Department of Housing and Urban Development
 Office of Community Planning and Development
 Integrated Disbursement and Information System
 CDBG and CDBG-CV Summary of Accomplishments
 Program Year: 2023

DATE: 09-25-24
 TIME: 19:42
 PAGE: 2

SAN DIEGO

Activity Group	Activity Category	Open Count	Open Activities Disbursed	Completed Count	Completed Activities Disbursed	Program Year Count	Total Activities Disbursed
Public Services	Food Banks (05W)	2	\$4,270.96	3	\$35,597.68	5	\$39,868.64
	Other Public Services Not Listed in 05A-05Y, 03T (05Z)	8	\$852,181.98	15	\$2,157,056.00	23	\$3,009,237.98
	Total Public Services	34	\$3,729,205.44	50	\$8,387,703.06	84	\$12,116,908.50
General Administration and Planning	General Program Administration (21A)	4	\$4,841,172.97	3	\$302.23	7	\$4,841,475.20
	Fair Housing Activities (subject to 20% Admin Cap) (21D)	1	\$147,474.97	2	\$229,059.51	3	\$376,534.48
	Total General Administration and Planning	5	\$4,988,647.94	5	\$229,361.74	10	\$5,218,009.68
Other	CDBG Non-profit Organization Capacity Building (19C)	1	\$0.00	0	\$0.00	1	\$0.00
	Total Other	1	\$0.00	0	\$0.00	1	\$0.00
Grand Total		88	\$28,649,403.94	87	\$10,666,659.67	175	\$39,316,063.61



U.S. Department of Housing and Urban Development
 Office of Community Planning and Development
 Integrated Disbursement and Information System
 CDBG and CDBG-CV Summary of Accomplishments
 Program Year: 2023

DATE: 09-25-24
 TIME: 19:42
 PAGE: 3

SAN DIEGO

CDBG and CDBG-CV Sum of Actual Accomplishments by Activity Group and Accomplishment Type

Activity Group	Matrix Code	Accomplishment Type	Open Count	Completed Count	Program Year Totals
Acquisition	Acquisition of Real Property (01)	Housing Units	0	0	0
	Total Acquisition		0	0	0
Economic Development	ED Technical Assistance (18B)	Business	0	0	0
		Jobs	16	0	16
	Micro-Enterprise Assistance (18C)	Business	237	842	1,079
		Jobs	8	0	8
	Total Economic Development		261	842	1,103
Housing	Rehab; Single-Unit Residential (14A)	Housing Units	45	0	45
	Rehab; Multi-Unit Residential (14B)	Housing Units	0	13	13
	Total Housing		45	13	58
Public Facilities and Improvements	Senior Centers (03A)	Public Facilities	0	250	250
	Homeless Facilities (not operating costs) (03C)	Public Facilities	455	835	1,290
	Neighborhood Facilities (03E)	Public Facilities	85,090	17,801	102,891
	Parks, Recreational Facilities (03F)	Public Facilities	0	1,380	1,380
	Street Improvements (03K)	Persons	0	0	0
	Sidewalks (03L)	Persons	0	0	0
		Public Facilities	0	107,625	107,625
	Health Facilities (03P)	Public Facilities	0	18,393	18,393
	Other Public Improvements Not Listed in 03A-03S (03Z)	Public Facilities	0	0	0
		Total Public Facilities and Improvements		85,545	146,284
Public Services	Operating Costs of Homeless/AIDS Patients Programs (03T)	Persons	6,224	7,563	13,787
	Senior Services (05A)	Persons	0	336	336
	Youth Services (05D)	Persons	0	599	599
	Substance Abuse Services (05F)	Persons	0	3,597	3,597
	Services for victims of domestic violence, dating violence, sexual assault or stalking (05G)	Persons	0	40	40
	Employment Training (05H)	Persons	262	1,568	1,830
	Child Care Services (05L)	Persons	0	0	0
	Health Services (05M)	Persons	0	150	150
	Abused and Neglected Children (05N)	Persons	40	64	104
Mental Health Services (05O)	Persons	0	232	232	



U.S. Department of Housing and Urban Development
 Office of Community Planning and Development
 Integrated Disbursement and Information System
 CDBG and CDBG-CV Summary of Accomplishments
 Program Year: 2023

DATE: 09-25-24
 TIME: 19:42
 PAGE: 4

SAN DIEGO

Activity Group	Matrix Code	Accomplishment Type	Open Count	Completed Count	Program Year Totals
Public Services	Subsistence Payment (05Q)	Persons	0	1,723	1,723
	Food Banks (05W)	Persons	100	2,782	2,882
	Other Public Services Not Listed in 05A-05Y, 03T (05Z)	Persons	2,365	22,025	24,390
	Total Public Services		8,991	40,679	49,670
Other	CDBG Non-profit Organization Capacity Building (19C)	Organizations	0	0	0
	Total Other		0	0	0
Grand Total			94,842	187,818	282,660



SAN DIEGO

CDBG and CDBG-CV Beneficiaries by Racial / Ethnic Category

Housing-Non Housing	Race	Total Persons	Total Hispanic Persons	Total Households	Total Hispanic Households
Housing	White	0	0	28	16
	Black/African American	0	0	8	0
	Asian	0	0	1	0
	Native Hawaiian/Other Pacific Islander	0	0	1	0
	Other multi-racial	0	0	5	4
	Total Housing		0	0	43
Non Housing	White	40,082	18,592	0	0
	Black/African American	13,705	959	0	0
	Asian	4,834	85	0	0
	American Indian/Alaskan Native	977	472	0	0
	Native Hawaiian/Other Pacific Islander	704	136	0	0
	American Indian/Alaskan Native & White	245	83	0	0
	Asian & White	252	13	0	0
	Black/African American & White	313	48	0	0
	Amer. Indian/Alaskan Native & Black/African Amer.	142	37	0	0
	Other multi-racial	9,445	5,717	0	0
Total Non Housing	70,699	26,142	0	0	
Grand Total	White	40,082	18,592	28	16
	Black/African American	13,705	959	8	0
	Asian	4,834	85	1	0
	American Indian/Alaskan Native	977	472	0	0
	Native Hawaiian/Other Pacific Islander	704	136	1	0
	American Indian/Alaskan Native & White	245	83	0	0
	Asian & White	252	13	0	0
	Black/African American & White	313	48	0	0
	Amer. Indian/Alaskan Native & Black/African Amer.	142	37	0	0
	Other multi-racial	9,445	5,717	5	4
Total Grand Total	70,699	26,142	43	20	



SAN DIEGO

CDBG and CDBG-CV Beneficiaries by Income Category [\(Click here to view activities\)](#)

	Income Levels	Owner Occupied	Renter Occupied	Persons
Housing	Extremely Low (<=30%)	0	9	0
	Low (>30% and <=50%)	0	4	0
	Mod (>50% and <=80%)	0	0	0
	Total Low-Mod	0	13	0
	Non Low-Mod (>80%)	0	0	0
	Total Beneficiaries	0	13	0
Non Housing	Extremely Low (<=30%)	0	0	6,700
	Low (>30% and <=50%)	0	0	73
	Mod (>50% and <=80%)	0	0	33
	Total Low-Mod	0	0	6,806
	Non Low-Mod (>80%)	0	0	0
	Total Beneficiaries	0	0	6,806



U.S. Department of Housing and Urban Development
Office of Community Planning and Development
Integrated Disbursement and Information System
HOME Summary of Accomplishments

DATE: 09-25-24
TIME: 19:43
PAGE: 1

Program Year: 2023
Start Date 01-Jul-2023 - End Date 30-Jun-2024
SAN DIEGO
Home Disbursements and Unit Completions

Activity Type	Disbursed Amount	Units Completed	Units Occupied
Rentals	\$9,750,000.00	64	64
First Time Homebuyers	\$682,387.00	15	15
Total, Rentals and TBRA	\$9,750,000.00	64	64
Total, Homebuyers and Homeowners	\$682,387.00	15	15
Grand Total	\$10,432,387.00	79	79



Program Year: 2023

Start Date 01-Jul-2023 - End Date 30-Jun-2024

SAN DIEGO

Home Unit Completions by Percent of Area Median Income

Activity Type						Units Completed	
	0% - 30%	31% - 50%	51% - 60%	61% - 80%	Total 0% - 60%	Total 0% - 80%	
Rentals	46	17	1	0	64	64	
First Time Homebuyers	0	0	1	14	1	15	
Total, Rentals and TBRA	46	17	1	0	64	64	
Total, Homebuyers and Homeowners	0	0	1	14	1	15	
Grand Total	46	17	2	14	65	79	

Home Unit Reported As Vacant

Activity Type	Reported as Vacant
Rentals	0
First Time Homebuyers	0
Total, Rentals and TBRA	0
Total, Homebuyers and Homeowners	0
Grand Total	0



Program Year: 2023

Start Date 01-Jul-2023 - End Date 30-Jun-2024

SAN DIEGO

Home Unit Completions by Racial / Ethnic Category

	Rentals		First Time Homebuyers	
	Units Completed	Units Completed - Hispanics	Units Completed	Units Completed - Hispanics
White	36	7	15	11
Black/African American	18	0	0	0
Asian	2	0	0	0
American Indian/Alaskan Native	1	0	0	0
Other multi-racial	7	3	0	0
Total	64	10	15	11

	Total, Rentals and TBRA		Total, Homebuyers and Homeowners		Grand Total	
	Units Completed	Units Completed - Hispanics	Units Completed	Units Completed - Hispanics	Units Completed	Units Completed - Hispanics
White	36	7	15	11	51	18
Black/African American	18	0	0	0	18	0
Asian	2	0	0	0	2	0
American Indian/Alaskan Native	1	0	0	0	1	0
Other multi-racial	7	3	0	0	7	3
Total	64	10	15	11	79	21



Office of Community Planning and Development
 U.S. Department of Housing and Urban Development
 Integrated Disbursement and Information System
 PR26 - CDBG Financial Summary Report
 Program Year 2023
 SAN DIEGO , CA

DATE: 09-25-24
 TIME: 19:54
 PAGE: 1

PART I: SUMMARY OF CDBG RESOURCES

01 UNEXPENDED CDBG FUNDS AT END OF PREVIOUS PROGRAM YEAR	80,847,090.67
02 ENTITLEMENT GRANT	11,646,756.00
03 SURPLUS URBAN RENEWAL	0.00
04 SECTION 108 GUARANTEED LOAN FUNDS	0.00
05 CURRENT YEAR PROGRAM INCOME	33,115,304.24
05a CURRENT YEAR SECTION 108 PROGRAM INCOME (FOR SI TYPE)	0.00
06 FUNDS RETURNED TO THE LINE-OF-CREDIT	0.00
06a FUNDS RETURNED TO THE LOCAL CDBG ACCOUNT	216,167.98
07 ADJUSTMENT TO COMPUTE TOTAL AVAILABLE	(16,637,691.47)
08 TOTAL AVAILABLE (SUM, LINES 01-07)	109,187,627.42

PART II: SUMMARY OF CDBG EXPENDITURES

09 DISBURSEMENTS OTHER THAN SECTION 108 REPAYMENTS AND PLANNING/ADMINISTRATION	29,868,489.97
10 ADJUSTMENT TO COMPUTE TOTAL AMOUNT SUBJECT TO LOW/MOD BENEFIT	0.00
11 AMOUNT SUBJECT TO LOW/MOD BENEFIT (LINE 09 + LINE 10)	29,868,489.97
12 DISBURSED IN IDIS FOR PLANNING/ADMINISTRATION	4,795,030.31
13 DISBURSED IN IDIS FOR SECTION 108 REPAYMENTS	0.00
14 ADJUSTMENT TO COMPUTE TOTAL EXPENDITURES	0.00
15 TOTAL EXPENDITURES (SUM, LINES 11-14)	34,663,520.28
16 UNEXPENDED BALANCE (LINE 08 - LINE 15)	74,524,107.14

PART III: LOWMOD BENEFIT THIS REPORTING PERIOD

17 EXPENDED FOR LOW/MOD HOUSING IN SPECIAL AREAS	0.00
18 EXPENDED FOR LOW/MOD MULTI-UNIT HOUSING	0.00
19 DISBURSED FOR OTHER LOW/MOD ACTIVITIES	29,624,589.27
20 ADJUSTMENT TO COMPUTE TOTAL LOW/MOD CREDIT	0.00
21 TOTAL LOW/MOD CREDIT (SUM, LINES 17-20)	29,624,589.27
22 PERCENT LOW/MOD CREDIT (LINE 21/LINE 11)	99.18%

LOW/MOD BENEFIT FOR MULTI-YEAR CERTIFICATIONS

23 PROGRAM YEARS(PY) COVERED IN CERTIFICATION	PY: PY: PY:
24 CUMULATIVE NET EXPENDITURES SUBJECT TO LOW/MOD BENEFIT CALCULATION	0.00
25 CUMULATIVE EXPENDITURES BENEFITING LOW/MOD PERSONS	0.00
26 PERCENT BENEFIT TO LOW/MOD PERSONS (LINE 25/LINE 24)	0.00%

PART IV: PUBLIC SERVICE (PS) CAP CALCULATIONS

27 DISBURSED IN IDIS FOR PUBLIC SERVICES	7,887,344.54
28 PS UNLIQUIDATED OBLIGATIONS AT END OF CURRENT PROGRAM YEAR	901,731.35
29 PS UNLIQUIDATED OBLIGATIONS AT END OF PREVIOUS PROGRAM YEAR	5,524,018.23
30 ADJUSTMENT TO COMPUTE TOTAL PS OBLIGATIONS	(594,804.57)
31 TOTAL PS OBLIGATIONS (LINE 27 + LINE 28 - LINE 29 + LINE 30)	2,670,253.09
32 ENTITLEMENT GRANT	11,646,756.00
33 PRIOR YEAR PROGRAM INCOME	155,000.00
34 ADJUSTMENT TO COMPUTE TOTAL SUBJECT TO PS CAP	16,637,691.47
35 TOTAL SUBJECT TO PS CAP (SUM, LINES 32-34)	28,439,447.47
36 PERCENT FUNDS OBLIGATED FOR PS ACTIVITIES (LINE 31/LINE 35)	9.39%

PART V: PLANNING AND ADMINISTRATION (PA) CAP

37 DISBURSED IN IDIS FOR PLANNING/ADMINISTRATION	4,795,030.31
38 PA UNLIQUIDATED OBLIGATIONS AT END OF CURRENT PROGRAM YEAR	4,805,526.14
39 PA UNLIQUIDATED OBLIGATIONS AT END OF PREVIOUS PROGRAM YEAR	4,297,183.96
40 ADJUSTMENT TO COMPUTE TOTAL PA OBLIGATIONS	0.00
41 TOTAL PA OBLIGATIONS (LINE 37 + LINE 38 - LINE 39 +LINE 40)	5,303,372.49
42 ENTITLEMENT GRANT	11,646,756.00
43 CURRENT YEAR PROGRAM INCOME	33,115,304.24
44 ADJUSTMENT TO COMPUTE TOTAL SUBJECT TO PA CAP	(16,637,691.47)
45 TOTAL SUBJECT TO PA CAP (SUM, LINES 42-44)	28,124,368.77
46 PERCENT FUNDS OBLIGATED FOR PA ACTIVITIES (LINE 41/LINE 45)	18.86%



Office of Community Planning and Development
 U.S. Department of Housing and Urban Development
 Integrated Disbursement and Information System
 PR26 - CDBG Financial Summary Report
 Program Year 2023
 SAN DIEGO , CA

DATE: 09-25-24
 TIME: 19:54
 PAGE: 2

LINE 17 DETAIL: ACTIVITIES TO CONSIDER IN DETERMINING THE AMOUNT TO ENTER ON LINE 17

No data returned for this view. This might be because the applied filter excludes all data.

LINE 18 DETAIL: ACTIVITIES TO CONSIDER IN DETERMINING THE AMOUNT TO ENTER ON LINE 18

Plan Year	IDIS Project	IDIS	Activity	Activity Name	Matrix Code	National Objective	Drawn Amount
2020	6	7488		CHICANO FED-HAW 1-21	14B	LMH	\$243,900.70
					14B	Matrix Code	\$243,900.70
Total							\$243,900.70

LINE 19 DETAIL: ACTIVITIES INCLUDED IN THE COMPUTATION OF LINE 19

Plan Year	IDIS Project	IDIS Activity	Voucher Number	Activity Name	Matrix Code	National Objective	Drawn Amount
2022	7	7773	6828248	17th and Commercial	01	LMH	\$4,000,000.00
2023	7	7774	6828248	Encanto Gateway Affordable Housing Property Acquisition	01	LMH	\$3,600,000.00
					01	Matrix Code	\$7,600,000.00
2019	7	7423	6872019	NTC HOMELESSNESS-SVDP-20	03C	LMC	\$62,124.00
2021	7	7596	6872019	CATHOLIC CHARITIES-MISSION GORGE IMPROVE-22	03C	LMC	\$233,280.00
					03C	Matrix Code	\$295,404.00
2017	3	7042	6907954	PARK DE LA CRUZ COMMUNITY CTR-18	03E	LMA	\$53,817.54
2017	3	7042	6933191	PARK DE LA CRUZ COMMUNITY CTR-18	03E	LMA	\$143,266.75
2021	7	7600	6809294	URBAN CORPS OF SD-HVAC IMPROVE-22	03E	LMC	\$99,123.02
2021	7	7600	6828248	URBAN CORPS OF SD-HVAC IMPROVE-22	03E	LMC	\$104,215.00
2021	7	7600	6872019	URBAN CORPS OF SD-HVAC IMPROVE-22	03E	LMC	\$166,049.28
					03E	Matrix Code	\$566,471.59
2019	8	7350	6809947	CITY SD SE MINI PARK IMP-20	03F	LMA	\$3,095.00
2019	8	7350	6828248	CITY SD SE MINI PARK IMP-20	03F	LMA	\$621.58
2019	8	7350	6872019	CITY SD SE MINI PARK IMP-20	03F	LMA	\$513,964.42
2019	8	7350	6907954	CITY SD SE MINI PARK IMP-20	03F	LMA	\$123,795.00
2019	8	7350	6933191	CITY SD SE MINI PARK IMP-20	03F	LMA	\$73,698.00
2020	5	7465	6809294	CITY CIP-MLK REC CTR MIP-21	03F	LMA	\$793,349.60
2020	5	7465	6828248	CITY CIP-MLK REC CTR MIP-21	03F	LMA	\$70,687.21
2020	5	7465	6872019	CITY CIP-MLK REC CTR MIP-21	03F	LMA	\$669,653.94
2020	5	7465	6907954	CITY CIP-MLK REC CTR MIP-21	03F	LMA	\$115,993.42
2020	5	7465	6933191	CITY CIP-MLK REC CTR MIP-21	03F	LMA	\$14,111.16
2020	5	7467	6809294	CITY CIP-ISLAND AVE MIN PK-21	03F	LMA	\$62,074.72
2020	5	7467	6875536	CITY CIP-ISLAND AVE MIN PK-21	03F	LMA	\$92,421.15
2020	5	7616	6809947	CITY CIP-CLAY AVE MINI PARK-21	03F	LMA	\$177,577.29
2020	5	7616	6828248	CITY CIP-CLAY AVE MINI PARK-21	03F	LMA	\$35,460.61
2020	5	7616	6872019	CITY CIP-CLAY AVE MINI PARK-21	03F	LMA	\$12,376.72
2020	5	7616	6933191	CITY CIP-CLAY AVE MINI PARK-21	03F	LMA	\$174,685.50
2021	5	7591	6809294	CITY CIP-PARK AND REC-LINDA VISTA SKATE PARK-22	03F	LMA	\$6,610.80
2021	5	7592	6809294	CITY CIP-PARK AND REC-JFK PARK-22	03F	LMA	\$130,457.03
2021	5	7592	6828248	CITY CIP-PARK AND REC-JFK PARK-22	03F	LMA	\$19,102.13
2021	5	7592	6872019	CITY CIP-PARK AND REC-JFK PARK-22	03F	LMA	\$435,947.41
2021	5	7592	6907954	CITY CIP-PARK AND REC-JFK PARK-22	03F	LMA	\$1,018,169.94
2021	5	7592	6933151	CITY CIP-PARK AND REC-JFK PARK-22	03F	LMA	\$767,144.12
2022	5	7687	6872019	EGGER/SOUTH BAY COMM PARK ADA-23	03F	LMC	\$54,591.75
2022	5	7687	6907954	EGGER/SOUTH BAY COMM PARK ADA-23	03F	LMC	\$964,949.72
2022	5	7687	6908015	EGGER/SOUTH BAY COMM PARK ADA-23	03F	LMC	\$247,780.03
					03F	Matrix Code	\$6,578,318.25
2020	5	7612	6809294	CITY CIP-HOWARD AVE SIDEWALK-21	03L	LMA	\$499,614.46
2020	5	7612	6828248	CITY CIP-HOWARD AVE SIDEWALK-21	03L	LMA	\$14,859.48
2020	5	7612	6872019	CITY CIP-HOWARD AVE SIDEWALK-21	03L	LMA	\$28,056.91
2020	5	7612	6907954	CITY CIP-HOWARD AVE SIDEWALK-21	03L	LMA	\$1,870.00
2020	5	7613	6809294	CITY CIP-TSW-WOODMAN ST SIDEWALK-21	03L	LMA	\$1,797.56
2020	5	7615	6809294	CITY CIP-ELM AVE (14TH TO THERMAL) SDWK-21	03L	LMA	\$157,577.51
2020	5	7615	6828248	CITY CIP-ELM AVE (14TH TO THERMAL) SDWK-21	03L	LMA	\$92,422.49
2021	5	7590	6809294	CITY CIP-TSW-UNIVERSITY AVE PHASE 1-22	03L	LMA	\$745,202.15
2021	5	7590	6828248	CITY CIP-TSW-UNIVERSITY AVE PHASE 1-22	03L	LMA	\$130,761.15
2021	5	7590	6933151	CITY CIP-TSW-UNIVERSITY AVE PHASE 1-22	03L	LMA	\$148,362.69
					03L	Matrix Code	\$1,820,524.40
2020	7	7491	6809294	FHC-DIAMOND NEIGHBORHOODS FHC REMODEL-21	03P	LMC	\$34,902.60



Office of Community Planning and Development
 U.S. Department of Housing and Urban Development
 Integrated Disbursement and Information System
 PR26 - CDBG Financial Summary Report
 Program Year 2023
 SAN DIEGO , CA

DATE: 09-25-24
 TIME: 19:54
 PAGE: 3

Plan Year	IDIS Project	IDIS Activity	Voucher Number	Activity Name	Matrix Code	National Objective	Drawn Amount
2021	7	7597	6809294	FHC SD-CITY HEIGHTS SOLAR-22	03P	LMC	\$229,003.07
2022	6	7689	6872019	CENTRO SAN YSIDRO-HEALTH-23	03P	LMC	\$102,349.76
					03P	Matrix Code	\$366,255.43
2023	3	7722	6872019	EPISCOPAL CMTY SRVCS-24	03T	LMC	\$9,990.73
2023	3	7722	6907954	EPISCOPAL CMTY SRVCS-24	03T	LMC	\$18,453.69
2023	3	7722	6933151	EPISCOPAL CMTY SRVCS-24	03T	LMC	\$16,549.80
2023	3	7728	6907954	LA MAESTRA FAMILY CLINIC-24	03T	LMC	\$9,388.54
2023	3	7728	6933191	LA MAESTRA FAMILY CLINIC-24	03T	LMC	\$99,306.83
2023	8	7763	6872178	SERVING SENIORS-TRANSITIONAL HOUSING-24	03T	LMC	\$45,387.85
2023	8	7763	6907954	SERVING SENIORS-TRANSITIONAL HOUSING-24	03T	LMC	\$14,986.14
2023	8	7763	6933151	SERVING SENIORS-TRANSITIONAL HOUSING-24	03T	LMC	\$15,313.95
2023	8	7764	6872019	SD HSG COMM-DAY CENTER-24	03T	LMC	\$76,462.02
2023	8	7764	6907954	SD HSG COMM-DAY CENTER-24	03T	LMC	\$433,285.54
2023	8	7764	6933151	SD HSG COMM-DAY CENTER-24	03T	LMC	\$31,502.44
2023	8	7766	6907954	SD HSG COMM-FAMILY SHELTER-24	03T	LMC	\$480,664.76
2023	8	7766	6933191	SD HSG COMM-FAMILY SHELTER-24	03T	LMC	\$50,652.49
					03T	Matrix Code	\$1,301,944.78
2021	7	7598	6907954	JEWISH FAMILY SERICE-ADA RESTROOMS-22	03Z	LMC	\$48,379.20
2021	7	7598	6933151	JEWISH FAMILY SERICE-ADA RESTROOMS-22	03Z	LMC	\$110,375.96
2021	7	7598	6933191	JEWISH FAMILY SERICE-ADA RESTROOMS-22	03Z	LMC	\$52,674.84
2023	6	7752	6872019	NILE SISTERS-FAIRMONT CENTER-24	03Z	LMC	\$5,000.00
2023	6	7752	6907954	NILE SISTERS-FAIRMONT CENTER-24	03Z	LMC	\$1,761.25
2023	6	7752	6933151	NILE SISTERS-FAIRMONT CENTER-24	03Z	LMC	\$2,535.00
2023	6	7753	6907954	RISE UP-EXPANSION PROJECT-24	03Z	LMC	\$731,590.20
2023	6	7753	6933191	RISE UP-EXPANSION PROJECT-24	03Z	LMC	\$348,409.80
					03Z	Matrix Code	\$1,300,726.25
2022	8	7697	6809947	SERVING SENIORS-23	05A	LMC	\$12,706.80
2022	8	7697	6810184	SERVING SENIORS-23	05A	LMC	\$21,638.08
2022	8	7697	6828248	SERVING SENIORS-23	05A	LMC	\$9,779.63
2023	3	7735	6872019	TRAVELERS AID-SENIOR SOLUTIONS-24	05A	LMC	\$16,927.26
2023	3	7735	6907954	TRAVELERS AID-SENIOR SOLUTIONS-24	05A	LMC	\$58,015.22
2023	3	7735	6933151	TRAVELERS AID-SENIOR SOLUTIONS-24	05A	LMC	\$39,520.49
2023	3	7741	6828248	CASA FAMILIAR-24	05A	LMC	\$2,743.65
2023	3	7741	6872019	CASA FAMILIAR-24	05A	LMC	\$21,949.32
2023	3	7741	6907954	CASA FAMILIAR-24	05A	LMC	\$16,461.99
2023	3	7741	6933151	CASA FAMILIAR-24	05A	LMC	\$10,974.63
					05A	Matrix Code	\$210,717.07
2020	14	7652	6809294	URBAN LIFE-COVID 19 UCAN-CV20	05D	LMC	\$30,111.50
2020	14	7652	6828248	URBAN LIFE-COVID 19 UCAN-CV20	05D	LMC	\$21,846.25
2020	14	7652	6872019	URBAN LIFE-COVID 19 UCAN-CV20	05D	LMC	\$13,384.90
2020	14	7652	6907954	URBAN LIFE-COVID 19 UCAN-CV20	05D	LMC	\$38,958.83
2020	14	7652	6933151	URBAN LIFE-COVID 19 UCAN-CV20	05D	LMC	\$18,446.26
2022	3	7675	6809294	OCEAN DISC-LIVING LAB SOLAR TR-23	05D	LMC	\$28,397.78
2022	3	7675	6828248	OCEAN DISC-LIVING LAB SOLAR TR-23	05D	LMC	\$3,585.45
2022	3	7676	6809294	REALITY CHANGERS-COLLEGE-23	05D	LMC	\$58,648.84
2023	3	7729	6872019	OCEAN DISCOVERY INSTITUTE-24	05D	LMC	\$20,622.09
2023	3	7729	6907954	OCEAN DISCOVERY INSTITUTE-24	05D	LMC	\$13,525.11
2023	3	7729	6933151	OCEAN DISCOVERY INSTITUTE-24	05D	LMC	\$14,788.40
2023	3	7738	6828248	REALITY CHANGERS-COLLEGE-24	05D	LMC	\$3,087.54
2023	3	7738	6872019	REALITY CHANGERS-COLLEGE-24	05D	LMC	\$22,976.51
2023	3	7738	6907954	REALITY CHANGERS-COLLEGE-24	05D	LMC	\$18,330.44
2023	3	7738	6933151	REALITY CHANGERS-COLLEGE-24	05D	LMC	\$12,182.91
2023	3	7739	6828248	ACCESS YOUTH ACADEMY-24	05D	LMC	\$12,550.00
2023	3	7739	6872019	ACCESS YOUTH ACADEMY-24	05D	LMC	\$37,650.00
2023	3	7739	6907954	ACCESS YOUTH ACADEMY-24	05D	LMC	\$56,475.00
2023	3	7739	6933151	ACCESS YOUTH ACADEMY-24	05D	LMC	\$25,100.00
					05D	Matrix Code	\$450,667.81
2022	3	7671	6809294	FAMILY HLTH CTR-SAFE POINT SD-23	05F	LMC	\$69,216.91
2023	3	7725	6872019	FAMILY HLTH CTR-SAFE POINT SD-24	05F	LMC	\$47,769.97
2023	3	7725	6907954	FAMILY HLTH CTR-SAFE POINT SD-24	05F	LMC	\$16,149.44
2023	3	7725	6933151	FAMILY HLTH CTR-SAFE POINT SD-24	05F	LMC	\$16,124.36
					05F	Matrix Code	\$149,260.68
2022	3	7673	6809294	INTERFAITH-TRANSITIONAL-23	05G	LMC	\$66,550.00
2023	3	7730	6828248	INTERFAITH-TRANSITIONAL-24	05G	LMC	\$15,051.76
2023	3	7730	6872019	INTERFAITH-TRANSITIONAL-24	05G	LMC	\$34,369.42
2023	3	7730	6907954	INTERFAITH-TRANSITIONAL-24	05G	LMC	\$16,202.80
2023	3	7730	6933191	INTERFAITH-TRANSITIONAL-24	05G	LMC	\$21,349.88
					05G	Matrix Code	\$153,523.86
2020	1	7469	6809294	GRID ALT-SOLAR INSTALL TRAINING-21	05H	LMC	\$4,128.48
2020	1	7631	6809294	SDWP-C2C MENTORSHIP-21	05H	LMC	\$179,951.71



Office of Community Planning and Development
 U.S. Department of Housing and Urban Development
 Integrated Disbursement and Information System
 PR26 - CDBG Financial Summary Report
 Program Year 2023
 SAN DIEGO , CA

DATE: 09-25-24
 TIME: 19:54
 PAGE: 4

Plan Year	IDIS Project	IDIS Activity	Voucher Number	Activity Name	Matrix Code	National Objective	Drawn Amount
2020	1	7631	6872019	SDWP-C2C MENTORSHIP-21	05H	LMC	\$5,155.68
2020	1	7631	6907954	SDWP-C2C MENTORSHIP-21	05H	LMC	\$152,658.69
2020	14	7650	6809294	IRC-DIGITAL INCLUSION PROJECT-CV20	05H	LMC	\$28,807.12
2020	14	7650	6828248	IRC-DIGITAL INCLUSION PROJECT-CV20	05H	LMC	\$14,703.04
2020	14	7650	6872019	IRC-DIGITAL INCLUSION PROJECT-CV20	05H	LMC	\$38,146.77
2021	2	7587	6809294	SD CONTINUING ED-GATEWAY TO COLLEGE-22	05H	LMC	\$10,091.54
2021	2	7587	6872019	SD CONTINUING ED-GATEWAY TO COLLEGE-22	05H	LMC	\$19,389.33
2021	2	7587	6907954	SD CONTINUING ED-GATEWAY TO COLLEGE-22	05H	LMC	\$3,414.61
2021	2	7588	6809294	SDWP-TECH HIRE-22	05H	LMC	\$381,412.51
2021	2	7588	6872019	SDWP-TECH HIRE-22	05H	LMC	\$225,972.61
2021	2	7588	6907954	SDWP-TECH HIRE-22	05H	LMC	\$103,187.25
2021	2	7589	6809294	SDWP-CONNECT2CAREERS-22	05H	LMC	\$112,678.65
2021	2	7589	6828248	SDWP-CONNECT2CAREERS-22	05H	LMC	\$3,121.70
2021	2	7589	6872019	SDWP-CONNECT2CAREERS-22	05H	LMC	\$26,912.73
2022	2	7666	6809294	KITCHENS 4 GOOD-PROJECT LAUNCH-23	05H	LMC	\$112,688.86
2022	2	7666	6828248	KITCHENS 4 GOOD-PROJECT LAUNCH-23	05H	LMC	\$7,311.14
2022	2	7667	6809294	SD CONT EDUC-GATEWAY-23	05H	LMC	\$10,476.54
2022	2	7667	6872019	SD CONT EDUC-GATEWAY-23	05H	LMC	\$23,594.30
2022	2	7667	6907954	SD CONT EDUC-GATEWAY-23	05H	LMC	\$5,034.63
2022	2	7668	6810184	WORKSHOPS 4 WARRIORS-EMP TRG-23	05H	LMC	\$259,993.00
2022	2	7668	6810732	WORKSHOPS 4 WARRIORS-EMP TRG-23	05H	LMC	\$7.00
2022	3	7679	6809947	WESLEY HOUSE STUDENT SUPPORT-23	05H	LMC	\$61,524.07
2022	3	7679	6828248	WESLEY HOUSE STUDENT SUPPORT-23	05H	LMC	\$9,901.30
2023	2	7727	6872019	KITCHENS 4 GOOD-PROJECT LAUNCH-24	05H	LMC	\$75,701.84
2023	2	7727	6907954	KITCHENS 4 GOOD-PROJECT LAUNCH-24	05H	LMC	\$55,123.62
2023	2	7727	6933191	KITCHENS 4 GOOD-PROJECT LAUNCH-24	05H	LMC	\$44,171.73
2023	3	7731	6872019	IRC-DIGITAL INCLUSION-24	05H	LMC	\$2,598.24
2023	3	7731	6907954	IRC-DIGITAL INCLUSION-24	05H	LMC	\$16,683.22
2023	3	7731	6933191	IRC-DIGITAL INCLUSION-24	05H	LMC	\$10,508.69
					05H	Matrix Code	\$2,005,050.60
2020	14	7648	6809294	NHA-NHA NUTRITION SERVICES-CV20	05L	LMC	\$49,199.75
2020	14	7648	6828248	NHA-NHA NUTRITION SERVICES-CV20	05L	LMC	\$14,981.77
2020	14	7648	6872019	NHA-NHA NUTRITION SERVICES-CV20	05L	LMC	\$8,805.17
2020	14	7648	6907954	NHA-NHA NUTRITION SERVICES-CV20	05L	LMC	\$810.80
					05L	Matrix Code	\$73,797.49
2022	3	7674	6809294	LA MAESTRA HEALTH SERVICES-23	05M	LMC	\$169,834.54
2022	3	7674	6933191	LA MAESTRA HEALTH SERVICES-23	05M	LMC	\$27,726.64
					05M	Matrix Code	\$197,561.18
2022	3	7672	6809294	HOME START-BEHAV HLTH SVCS-23	05N	LMC	\$47,813.42
2022	3	7672	6828248	HOME START-BEHAV HLTH SVCS-23	05N	LMC	\$17,357.23
2022	3	7672	6872019	HOME START-BEHAV HLTH SVCS-23	05N	LMC	\$30,993.50
2022	3	7678	6809947	VOICES FOR CHILDREN-23	05N	LMC	\$38,483.77
2023	3	7726	6872019	HOME START-BEHAV HLTH SVCS-24	05N	LMC	\$25,273.20
2023	3	7726	6907954	HOME START-BEHAV HLTH SVCS-24	05N	LMC	\$47,976.34
2023	3	7726	6933151	HOME START-BEHAV HLTH SVCS-24	05N	LMC	\$15,450.95
2023	3	7736	6828248	VOICES FOR CHILDREN-24	05N	LMC	\$13,543.42
2023	3	7736	6872019	VOICES FOR CHILDREN-24	05N	LMC	\$34,812.18
2023	3	7736	6907954	VOICES FOR CHILDREN-24	05N	LMC	\$24,047.32
2023	3	7736	6933151	VOICES FOR CHILDREN-24	05N	LMC	\$20,179.30
					05N	Matrix Code	\$315,930.63
2022	3	7677	6809949	SD LGBT CTR-BEHAV HLTH-23	05O	LMC	\$85,307.54
2022	3	7677	6828248	SD LGBT CTR-BEHAV HLTH-23	05O	LMC	\$24,138.60
					05O	Matrix Code	\$109,446.14
2020	9	7565	6809947	CATHOLIC CHARITIES-COVID EMERGENCY FOOD-21	05W	LMC	\$35,597.68
					05W	Matrix Code	\$35,597.68
2020	9	7567	6809294	LA MAESTRA-COVID EMERGENCY RELIEF-21	05Z	LMC	\$150,746.10
2020	14	7649	6809294	SWCC-BUSINESS FINANCIAL FITNESS-CV20	05Z	LMC	\$115,172.14
2020	14	7649	6828248	SWCC-BUSINESS FINANCIAL FITNESS-CV20	05Z	LMC	\$15,086.49
2021	8	7594	6809294	DREAMS FOR CHANGE-SAFE PARKING-22	05Z	LMC	\$11,329.21
2021	8	7594	6872019	DREAMS FOR CHANGE-SAFE PARKING-22	05Z	LMC	\$2,241.07
2021	8	7623	6809294	HOMELESS RESPONSE CTR-22	05Z	LMC	\$218,100.89
2022	3	7669	6809294	ACCESS YOUTH ACADEMY-23	05Z	LMC	\$83,333.31
2022	3	7669	6828248	ACCESS YOUTH ACADEMY-23	05Z	LMC	\$8,333.34
2022	3	7670	6809294	BAYSIDE COMM CTR-SOCIAL SVCS-23	05Z	LMC	\$63,672.22
2022	3	7670	6828248	BAYSIDE COMM CTR-SOCIAL SVCS-23	05Z	LMC	\$18,816.39
2022	8	7693	6809294	HOMELESS RESPONSE CENTER-23	05Z	LMC	\$715,695.19
2022	8	7693	6828248	HOMELESS RESPONSE CENTER-23	05Z	LMC	\$283,544.65
2022	8	7694	6809294	SD HSG COMM-DAY CENTER-23	05Z	LMC	\$541,250.00
2022	8	7696	6809294	SD HSG COMM-INTERIM HOUSING-23	05Z	LMC	\$245,477.00
2023	3	7732	6872019	MAMAS KITCHEN-MEALSERVICE-24	05Z	LMC	\$50,000.00



Office of Community Planning and Development
 U.S. Department of Housing and Urban Development
 Integrated Disbursement and Information System
 PR26 - CDBG Financial Summary Report
 Program Year 2023
 SAN DIEGO , CA

DATE: 09-25-24
 TIME: 19:54
 PAGE: 6

LINE 27 DETAIL: ACTIVITIES INCLUDED IN THE COMPUTATION OF LINE 27

Plan Year	IDIS Project	IDIS Activity	Voucher Number	Activity to prevent, prepare for, and respond to Coronavirus	Activity Name	Grant Number	Fund Type	Matrix Code	National Objective	Drawn Amount	
2023	3	7722	6872019	No	EPISCOPAL CMTY SRVCS-24	B23MC060542	PI	03T	LMC	\$9,990.73	
2023	3	7722	6907954	No	EPISCOPAL CMTY SRVCS-24	B23MC060542	PI	03T	LMC	\$18,453.69	
2023	3	7722	6933151	No	EPISCOPAL CMTY SRVCS-24	B23MC060542	PI	03T	LMC	\$16,549.80	
2023	3	7728	6907954	No	LA MAESTRA FAMILY CLINIC-24	B21MC060542	PI	03T	LMC	\$99,388.54	
2023	3	7728	6933191	No	LA MAESTRA FAMILY CLINIC-24	B17MC060542	EN	03T	LMC	\$99,306.83	
2023	8	7763	6872178	No	SERVING SENIORS-TRANSITIONAL HOUSING-24	B17MC060542	EN	03T	LMC	\$45,387.85	
2023	8	7763	6907954	No	SERVING SENIORS-TRANSITIONAL HOUSING-24	B23MC060542	PI	03T	LMC	\$14,986.14	
2023	8	7763	6933151	No	SERVING SENIORS-TRANSITIONAL HOUSING-24	B23MC060542	PI	03T	LMC	\$15,313.95	
2023	8	7764	6872019	No	SD HSG COMM-DAY CENTER-24	B23MC060542	PI	03T	LMC	\$76,462.02	
2023	8	7764	6907954	No	SD HSG COMM-DAY CENTER-24	B23MC060542	PI	03T	LMC	\$433,285.54	
2023	8	7764	6933151	No	SD HSG COMM-DAY CENTER-24	B23MC060542	PI	03T	LMC	\$31,502.44	
2023	8	7766	6907954	No	SD HSG COMM-FAMILY SHELTER-24	B21MC060542	PI	03T	LMC	\$480,664.76	
2023	8	7766	6933191	No	SD HSG COMM-FAMILY SHELTER-24	B17MC060542	EN	03T	LMC	\$50,652.49	
										Matrix Code	\$1,301,944.78
2022	8	7697	6809947	No	SERVING SENIORS-23	B18MC060542	EN	05A	LMC	\$12,706.80	
2022	8	7697	6810184	No	SERVING SENIORS-23	B22MC060542	EN	05A	LMC	\$21,638.08	
2022	8	7697	6828248	No	SERVING SENIORS-23	B22MC060542	EN	05A	LMC	\$9,779.63	
2023	3	7735	6872019	No	TRAVELERS AID-SENIOR SOLUTIONS-24	B18MC060542	EN	05A	LMC	\$16,927.26	
2023	3	7735	6907954	No	TRAVELERS AID-SENIOR SOLUTIONS-24	B23MC060542	PI	05A	LMC	\$58,015.22	
2023	3	7735	6933151	No	TRAVELERS AID-SENIOR SOLUTIONS-24	B23MC060542	PI	05A	LMC	\$99,520.49	
2023	3	7741	6828248	No	CASA FAMILIAR-24	B23MC060542	PI	05A	LMC	\$2,743.65	
2023	3	7741	6872019	No	CASA FAMILIAR-24	B23MC060542	PI	05A	LMC	\$21,949.32	
2023	3	7741	6907954	No	CASA FAMILIAR-24	B23MC060542	PI	05A	LMC	\$16,461.99	
2023	3	7741	6933151	No	CASA FAMILIAR-24	B23MC060542	PI	05A	LMC	\$10,974.63	
										Matrix Code	\$210,717.07
2020	14	7652	6809294	Yes	URBAN LIFE-COVID 19 UCAN-CV20	B21MC060542	PI	05D	LMC	\$30,111.50	
2020	14	7652	6828248	Yes	URBAN LIFE-COVID 19 UCAN-CV20	B21MC060542	PI	05D	LMC	\$21,846.25	
2020	14	7652	6872019	Yes	URBAN LIFE-COVID 19 UCAN-CV20	B18MC060542	EN	05D	LMC	\$13,384.90	
2020	14	7652	6907954	Yes	URBAN LIFE-COVID 19 UCAN-CV20	B21MC060542	PI	05D	LMC	\$38,958.83	
2020	14	7652	6933151	Yes	URBAN LIFE-COVID 19 UCAN-CV20	B21MC060542	PI	05D	LMC	\$18,446.26	
2022	3	7675	6809294	No	OCEAN DISC-LIVING LAB SOLAR TR-23	B22MC060542	EN	05D	LMC	\$28,397.78	
2022	3	7675	6828248	No	OCEAN DISC-LIVING LAB SOLAR TR-23	B22MC060542	EN	05D	LMC	\$3,585.45	
2022	3	7676	6809294	No	REALITY CHANGERS-COLLEGE-23	B22MC060542	EN	05D	LMC	\$58,648.84	
2023	3	7729	6872019	No	OCEAN DISCOVERY INSTITUTE-24	B21MC060542	PI	05D	LMC	\$20,622.09	
2023	3	7729	6907954	No	OCEAN DISCOVERY INSTITUTE-24	B21MC060542	PI	05D	LMC	\$13,525.11	
2023	3	7729	6933151	No	OCEAN DISCOVERY INSTITUTE-24	B23MC060542	PI	05D	LMC	\$14,788.40	
2023	3	7738	6828248	No	REALITY CHANGERS-COLLEGE-24	B21MC060542	PI	05D	LMC	\$3,087.54	
2023	3	7738	6872019	No	REALITY CHANGERS-COLLEGE-24	B21MC060542	PI	05D	LMC	\$22,976.51	
2023	3	7738	6907954	No	REALITY CHANGERS-COLLEGE-24	B21MC060542	PI	05D	LMC	\$18,330.44	
2023	3	7738	6933151	No	REALITY CHANGERS-COLLEGE-24	B23MC060542	PI	05D	LMC	\$12,182.91	
2023	3	7739	6828248	No	ACCESS YOUTH ACADEMY-24	B23MC060542	EN	05D	LMC	\$12,550.00	
2023	3	7739	6872019	No	ACCESS YOUTH ACADEMY-24	B23MC060542	PI	05D	LMC	\$37,650.00	
2023	3	7739	6907954	No	ACCESS YOUTH ACADEMY-24	B23MC060542	PI	05D	LMC	\$56,475.00	
2023	3	7739	6933151	No	ACCESS YOUTH ACADEMY-24	B23MC060542	PI	05D	LMC	\$25,100.00	
										Matrix Code	\$450,667.81
2022	3	7671	6809294	No	FAMILY HLTH CTR-SAFE POINT SD-23	B22MC060542	EN	05F	LMC	\$69,216.91	
2023	3	7725	6872019	No	FAMILY HLTH CTR-SAFE POINT SD-24	B21MC060542	PI	05F	LMC	\$47,769.97	
2023	3	7725	6907954	No	FAMILY HLTH CTR-SAFE POINT SD-24	B21MC060542	PI	05F	LMC	\$16,149.44	
2023	3	7725	6933151	No	FAMILY HLTH CTR-SAFE POINT SD-24	B23MC060542	PI	05F	LMC	\$16,124.36	
										Matrix Code	\$149,260.68
2022	3	7673	6809294	No	INTERFAITH-TRANSITIONAL-23	B22MC060542	EN	05G	LMC	\$66,550.00	
2023	3	7730	6828248	No	INTERFAITH-TRANSITIONAL-24	B17MC060542	EN	05G	LMC	\$15,051.76	
2023	3	7730	6872019	No	INTERFAITH-TRANSITIONAL-24	B17MC060542	EN	05G	LMC	\$34,369.42	
2023	3	7730	6907954	No	INTERFAITH-TRANSITIONAL-24	B17MC060542	EN	05G	LMC	\$16,202.80	
2023	3	7730	6933191	No	INTERFAITH-TRANSITIONAL-24	B17MC060542	EN	05G	LMC	\$21,349.85	
2023	3	7730	6933191	No	INTERFAITH-TRANSITIONAL-24	B23MC060542	EN	05G	LMC	\$0.03	
										Matrix Code	\$153,523.86
2020	1	7469	6809294	No	GRID ALT-SOLAR INSTALL TRAINING-21	B22MC060542	PI	05H	LMC	\$4,128.48	
2020	1	7631	6809294	No	SDWP-C2C MENTORSHIP-21	B18MC060542	EN	05H	LMC	\$179,951.71	
2020	1	7631	6872019	No	SDWP-C2C MENTORSHIP-21	B18MC060542	EN	05H	LMC	\$5,155.68	
2020	1	7631	6907954	No	SDWP-C2C MENTORSHIP-21	B23MC060542	PI	05H	LMC	\$152,658.69	
2020	14	7650	6809294	Yes	IRC-DIGITAL INCLUSION PROJECT-CV20	B22MC060542	PI	05H	LMC	\$28,807.12	
2020	14	7650	6828248	Yes	IRC-DIGITAL INCLUSION PROJECT-CV20	B23MC060542	PI	05H	LMC	\$14,703.04	
2020	14	7650	6872019	Yes	IRC-DIGITAL INCLUSION PROJECT-CV20	B21MC060542	EN	05H	LMC	\$38,146.77	
2021	2	7587	6809294	No	SD CONTINUING ED-GATEWAY TO COLLEGE-22	B17MC060542	EN	05H	LMC	\$10,091.54	
2021	2	7587	6872019	No	SD CONTINUING ED-GATEWAY TO COLLEGE-22	B17MC060542	EN	05H	LMC	\$19,389.33	



Office of Community Planning and Development
 U.S. Department of Housing and Urban Development
 Integrated Disbursement and Information System
 PR26 - CDBG Financial Summary Report
 Program Year 2023
 SAN DIEGO , CA

DATE: 09-25-24
 TIME: 19:54
 PAGE: 7

Plan Year	IDIS Project	IDIS Activity	Voucher Number	Activity to prevent, prepare for, and respond to Coronavirus	Activity Name	Grant Number	Fund Type	Matrix Code	National Objective	Drawn Amount
2021	2	7587	6907954	No	SD CONTINUING ED-GATEWAY TO COLLEGE-22	B23MC060542	PI	05H	LMC	\$3,414.61
2021	2	7588	6809294	No	SDWP-TECH HIRE-22	B17MC060542	EN	05H	LMC	\$381,412.51
2021	2	7588	6872019	No	SDWP-TECH HIRE-22	B17MC060542	EN	05H	LMC	\$225,972.61
2021	2	7588	6907954	No	SDWP-TECH HIRE-22	B23MC060542	PI	05H	LMC	\$103,187.25
2021	2	7589	6809294	No	SDWP-CONNECT2CAREERS-22	B17MC060542	EN	05H	LMC	\$112,678.65
2021	2	7589	6828248	No	SDWP-CONNECT2CAREERS-22	B17MC060542	EN	05H	LMC	\$3,121.70
2021	2	7589	6872019	No	SDWP-CONNECT2CAREERS-22	B17MC060542	EN	05H	LMC	\$26,912.73
2022	2	7666	6809294	No	KITCHENS 4 GOOD-PROJECT LAUNCH-23	B22MC060542	EN	05H	LMC	\$112,688.86
2022	2	7666	6828248	No	KITCHENS 4 GOOD-PROJECT LAUNCH-23	B23MC060542	PI	05H	LMC	\$7,311.14
2022	2	7667	6809294	No	SD CONT EDUC-GATEWAY-23	B22MC060542	EN	05H	LMC	\$10,476.54
2022	2	7667	6872019	No	SD CONT EDUC-GATEWAY-23	B23MC060542	PI	05H	LMC	\$23,594.30
2022	2	7667	6907954	No	SD CONT EDUC-GATEWAY-23	B23MC060542	PI	05H	LMC	\$5,034.63
2022	2	7668	6810184	No	WORKSHOPS 4 WARRIORS-EMP TRG-23	B16MC060542	EN	05H	LMC	\$29,402.82
2022	2	7668	6810184	No	WORKSHOPS 4 WARRIORS-EMP TRG-23	B17MC060542	EN	05H	LMC	\$5,181.94
2022	2	7668	6810184	No	WORKSHOPS 4 WARRIORS-EMP TRG-23	B18MC060542	EN	05H	LMC	\$117,642.85
2022	2	7668	6810184	No	WORKSHOPS 4 WARRIORS-EMP TRG-23	B19MC060542	EN	05H	LMC	\$107,765.39
2022	2	7668	6810732	No	WORKSHOPS 4 WARRIORS-EMP TRG-23	B16MC060542	EN	05H	LMC	\$7.00
2022	3	7679	6809947	No	WESLEY HOUSE STUDENT SUPPORT-23	B18MC060542	EN	05H	LMC	\$61,524.07
2022	3	7679	6828248	No	WESLEY HOUSE STUDENT SUPPORT-23	B23MC060542	PI	05H	LMC	\$9,901.30
2023	2	7727	6872019	No	KITCHENS 4 GOOD-PROJECT LAUNCH-24	B17MC060542	EN	05H	LMC	\$75,701.84
2023	2	7727	6907954	No	KITCHENS 4 GOOD-PROJECT LAUNCH-24	B23MC060542	PI	05H	LMC	\$55,123.62
2023	2	7727	6933191	No	KITCHENS 4 GOOD-PROJECT LAUNCH-24	B17MC060542	EN	05H	LMC	\$44,171.73
2023	3	7731	6872019	No	IRC-DIGITAL INCLUSION-24	B17MC060542	EN	05H	LMC	\$2,598.24
2023	3	7731	6907954	No	IRC-DIGITAL INCLUSION-24	B21MC060542	PI	05H	LMC	\$16,683.22
2023	3	7731	6933191	No	IRC-DIGITAL INCLUSION-24	B17MC060542	EN	05H	LMC	\$10,508.69
								05H	Matrix Code	\$2,005,050.60
2020	14	7648	6809294	Yes	NHA-NHA NUTRITION SERVICES-CV20	B18MC060542	EN	05L	LMC	\$1,622.77
2020	14	7648	6809294	Yes	NHA-NHA NUTRITION SERVICES-CV20	B18MC060542	PI	05L	LMC	\$12,231.23
2020	14	7648	6809294	Yes	NHA-NHA NUTRITION SERVICES-CV20	B21MC060542	PI	05L	LMC	\$35,345.75
2020	14	7648	6828248	Yes	NHA-NHA NUTRITION SERVICES-CV20	B23MC060542	PI	05L	LMC	\$14,981.77
2020	14	7648	6872019	Yes	NHA-NHA NUTRITION SERVICES-CV20	B18MC060542	EN	05L	LMC	\$8,805.17
2020	14	7648	6907954	Yes	NHA-NHA NUTRITION SERVICES-CV20	B23MC060542	PI	05L	LMC	\$810.80
								05L	Matrix Code	\$73,797.49
2022	3	7674	6809294	No	LA MAESTRA HEALTH SERVICES-23	B22MC060542	EN	05M	LMC	\$169,834.54
2022	3	7674	6933191	No	LA MAESTRA HEALTH SERVICES-23	B17MC060542	EN	05M	LMC	\$27,726.64
								05M	Matrix Code	\$197,561.18
2022	3	7672	6809294	No	HOME START-BEHAV HLTH SVCS-23	B22MC060542	EN	05N	LMC	\$47,813.42
2022	3	7672	6828248	No	HOME START-BEHAV HLTH SVCS-23	B23MC060542	PI	05N	LMC	\$17,357.23
2022	3	7672	6872019	No	HOME START-BEHAV HLTH SVCS-23	B23MC060542	PI	05N	LMC	\$30,993.50
2022	3	7678	6809947	No	VOICES FOR CHILDREN-23	B18MC060542	EN	05N	LMC	\$38,483.77
2023	3	7726	6872019	No	HOME START-BEHAV HLTH SVCS-24	B21MC060542	PI	05N	LMC	\$25,273.20
2023	3	7726	6907954	No	HOME START-BEHAV HLTH SVCS-24	B21MC060542	PI	05N	LMC	\$47,976.34
2023	3	7726	6933151	No	HOME START-BEHAV HLTH SVCS-24	B23MC060542	PI	05N	LMC	\$15,450.95
2023	3	7736	6828248	No	VOICES FOR CHILDREN-24	B21MC060542	PI	05N	LMC	\$13,543.42
2023	3	7736	6872019	No	VOICES FOR CHILDREN-24	B21MC060542	PI	05N	LMC	\$34,812.18
2023	3	7736	6907954	No	VOICES FOR CHILDREN-24	B21MC060542	PI	05N	LMC	\$24,047.32
2023	3	7736	6933151	No	VOICES FOR CHILDREN-24	B23MC060542	PI	05N	LMC	\$20,179.30
								05N	Matrix Code	\$315,930.63
2022	3	7677	6809949	No	SD LGBT CTR-BEHAV HLTH-23	B22MC060542	EN	05O	LMC	\$85,307.54
2022	3	7677	6828248	No	SD LGBT CTR-BEHAV HLTH-23	B23MC060542	PI	05O	LMC	\$24,138.60
								05O	Matrix Code	\$109,446.14
2020	9	7565	6809947	Yes	CATHOLIC CHARITIES-COVID EMERGENCY FOOD-21	B20MC060542	EN	05W	LMC	\$35,597.68
								05W	Matrix Code	\$35,597.68
2020	9	7567	6809294	Yes	LA MAESTRA-COVID EMERGENCY RELIEF-21	B19MC060542	EN	05Z	LMC	\$150,746.10
2020	14	7649	6809294	Yes	SWCC-BUSINESS FINANCIAL FITNESS-CV20	B17MC060542	EN	05Z	LMC	\$115,172.14
2020	14	7649	6828248	Yes	SWCC-BUSINESS FINANCIAL FITNESS-CV20	B23MC060542	PI	05Z	LMC	\$15,086.49
2021	8	7594	6809294	No	DREAMS FOR CHANGE-SAFE PARKING-22	B18MC060542	EN	05Z	LMC	\$11,329.21
2021	8	7594	6872019	No	DREAMS FOR CHANGE-SAFE PARKING-22	B18MC060542	EN	05Z	LMC	\$2,241.07
2021	8	7623	6809294	No	HOMELESS RESPONSE CTR-22	B21MC060542	PI	05Z	LMC	\$218,100.89
2022	3	7669	6809294	No	ACCESS YOUTH ACADEMY-23	B22MC060542	EN	05Z	LMC	\$83,333.31
2022	3	7669	6828248	No	ACCESS YOUTH ACADEMY-23	B23MC060542	PI	05Z	LMC	\$8,333.34
2022	3	7670	6809294	No	BAYSIDE COMM CTR-SOCIAL SVCS-23	B22MC060542	EN	05Z	LMC	\$63,672.22
2022	3	7670	6828248	No	BAYSIDE COMM CTR-SOCIAL SVCS-23	B22MC060542	EN	05Z	LMC	\$18,816.39
2022	8	7693	6809294	No	HOMELESS RESPONSE CENTER-23	B22MC060542	EN	05Z	LMC	\$715,695.19
2022	8	7693	6828248	No	HOMELESS RESPONSE CENTER-23	B23MC060542	PI	05Z	LMC	\$283,544.65
2022	8	7694	6809294	No	SD HSG COMM-DAY CENTER-23	B22MC060542	EN	05Z	LMC	\$541,250.00
2022	8	7696	6809294	No	SD HSG COMM-INTERIM HOUSING-23	B22MC060542	EN	05Z	LMC	\$245,477.00



Office of Community Planning and Development
 U.S. Department of Housing and Urban Development
 Integrated Disbursement and Information System
 PR26 - CDBG Financial Summary Report
 Program Year 2023
 SAN DIEGO , CA

DATE: 09-25-24
 TIME: 19:54
 PAGE: 8

Plan Year	IDIS Project	IDIS Activity	Voucher Number	Activity to prevent, prepare for, and respond to Coronavirus	Activity Name	Grant Number	Fund Type	Matrix Code	National Objective	Drawn Amount
2023	3	7732	6872019	No	MAMAS KITCHEN-MEALSERVICE-24	B21MC060542	PI	05Z	LMC	\$50,000.00
2023	3	7740	6872019	No	BAYSIDE COMM CTR-SOCIAL SVCES-24	B23MC060542	PI	05Z	LMC	\$54,640.06
2023	3	7740	6907954	No	BAYSIDE COMM CTR-SOCIAL SVCES-24	B23MC060542	PI	05Z	LMC	\$39,743.51
2023	3	7740	6933151	No	BAYSIDE COMM CTR-SOCIAL SVCES-24	B23MC060542	PI	05Z	LMC	\$21,188.05
2023	8	7765	6872019	No	SDHC-PAUL MIRABLE INTRM SHTR-24	B19MC060542	EN	05Z	LMC	\$76,119.64
2023	8	7765	6872019	No	SDHC-PAUL MIRABLE INTRM SHTR-24	B20MC060542	EN	05Z	LMC	\$2,366.65
2023	8	7765	6872019	No	SDHC-PAUL MIRABLE INTRM SHTR-24	B23MC060542	EN	05Z	LMC	\$25,891.39
2023	8	7765	6907954	No	SDHC-PAUL MIRABLE INTRM SHTR-24	B23MC060542	PI	05Z	LMC	\$141,099.32
								05Z	Matrix Code	\$2,883,846.62
				No	Activity to prevent, prepare for, and respond to Coronavirus					\$7,292,539.97
				Yes	Activity to prevent, prepare for, and respond to Coronavirus					\$594,804.57
Total										\$7,887,344.54

LINE 37 DETAIL: ACTIVITIES INCLUDED IN THE COMPUTATION OF LINE 37

Plan Year	IDIS Project	IDIS Activity	Voucher Number	Activity Name	Matrix Code	National Objective	Drawn Amount
2019	1	7323	6809947	HUD ADMINISTRATION-20	21A		\$302.23
2021	1	7609	6809294	HUD ADMINISTRATION-22	21A		\$430,342.89
2021	1	7609	6828248	HUD ADMINISTRATION-22	21A		\$5,043.67
2021	1	7609	6908015	HUD ADMINISTRATION-22	21A		\$3,743.41
2021	1	7609	6933151	HUD ADMINISTRATION-22	21A		\$3,456.03
2022	1	7698	6809947	HUD ADMINISTRATION-23	21A		\$1,080,977.17
2022	1	7698	6816739	HUD ADMINISTRATION-23	21A		\$94,483.78
2022	1	7698	6828248	HUD ADMINISTRATION-23	21A		\$326,982.60
2022	1	7698	6872019	HUD ADMINISTRATION-23	21A		\$1,428,210.38
2022	1	7698	6908015	HUD ADMINISTRATION-23	21A		\$660,697.54
2023	1	7761	6828248	HUD ADMINISTRATION-24	21A		\$39,597.31
2023	1	7761	6872019	HUD ADMINISTRATION-24	21A		\$151,730.72
2023	1	7761	6908015	HUD ADMINISTRATION-24	21A		\$161,134.81
2023	1	7761	6933151	HUD ADMINISTRATION-24	21A		\$31,793.29
					21A	Matrix Code	\$4,418,495.83
2022	1	7699	6809294	FAIR HSG SERVICES-23	21D		\$124,979.10
2022	1	7699	6828248	FAIR HSG SERVICES-23	21D		\$42,462.70
2022	1	7699	6872019	FAIR HSG SERVICES-23	21D		\$61,617.71
2023	1	7762	6872019	FAIR HSG SERVICES-24	21D		\$32,396.70
2023	1	7762	6907954	FAIR HSG SERVICES-24	21D		\$70,626.66
2023	1	7762	6935678	FAIR HSG SERVICES-24	21D		\$44,451.61
					21D	Matrix Code	\$376,534.48
Total							\$4,795,030.31



PART I: SUMMARY OF CDBG-CV RESOURCES

01 CDBG-CV GRANT	19,433,956.00
02 FUNDS RETURNED TO THE LINE-OF-CREDIT	0.00
03 FUNDS RETURNED TO THE LOCAL CDBG ACCOUNT	0.00
04 TOTAL CDBG-CV FUNDS AWARDED	19,433,956.00

PART II: SUMMARY OF CDBG-CV EXPENDITURES

05 DISBURSEMENTS OTHER THAN SECTION 108 REPAYMENTS AND PLANNING/ADMINISTRATION	15,644,395.19
06 DISBURSED IN IDIS FOR PLANNING/ADMINISTRATION	1,091,151.98
07 DISBURSED IN IDIS FOR SECTION 108 REPAYMENTS	0.00
08 TOTAL EXPENDITURES (SUM, LINES 05 - 07)	16,735,547.17
09 UNEXPENDED BALANCE (LINE 04 - LINE8)	2,698,408.83

PART III: LOWMOD BENEFIT FOR THE CDBG-CV GRANT

10 EXPENDED FOR LOW/MOD HOUSING IN SPECIAL AREAS	0.00
11 EXPENDED FOR LOW/MOD MULTI-UNIT HOUSING	0.00
12 DISBURSED FOR OTHER LOW/MOD ACTIVITIES	15,644,395.19
13 TOTAL LOW/MOD CREDIT (SUM, LINES 10 - 12)	15,644,395.19
14 AMOUNT SUBJECT TO LOW/MOD BENEFIT (LINE 05)	15,644,395.19
15 PERCENT LOW/MOD CREDIT (LINE 13/LINE 14)	100.00%

PART IV: PUBLIC SERVICE (PS) CALCULATIONS

16 DISBURSED IN IDIS FOR PUBLIC SERVICES	15,644,395.19
17 CDBG-CV GRANT	19,433,956.00
18 PERCENT OF FUNDS DISBURSED FOR PS ACTIVITIES (LINE 16/LINE 17)	80.50%

PART V: PLANNING AND ADMINISTRATION (PA) CAP

19 DISBURSED IN IDIS FOR PLANNING/ADMINISTRATION	1,091,151.98
20 CDBG-CV GRANT	19,433,956.00
21 PERCENT OF FUNDS DISBURSED FOR PA ACTIVITIES (LINE 19/LINE 20)	5.61%



LINE 10 DETAIL: ACTIVITIES TO CONSIDER IN DETERMINING THE AMOUNT TO ENTER ON LINE 10

No data returned for this view. This might be because the applied filter excludes all data.

LINE 11 DETAIL: ACTIVITIES TO CONSIDER IN DETERMINING THE AMOUNT TO ENTER ON LINE 11

No data returned for this view. This might be because the applied filter excludes all data.

LINE 12 DETAIL: ACTIVITIES INCLUDED IN THE COMPUTATION OF LINE 12

Plan Year	IDIS Project	IDIS Activity	Voucher Number	Activity Name	Matrix Code	National Objective	Drawn Amount
2019	33	7516	6461894	CITY SD-PS RENTAL ASSISTANCE 2-20	05Q	LMC	\$3,600,000.00
		7554	6672263	FHCSD-COVID TIGER TEAM-CV20	05Z	LMC	\$13,413.87
			6745296	FHCSD-COVID TIGER TEAM-CV20	05Z	LMC	\$156,591.59
			6773503	FHCSD-COVID TIGER TEAM-CV20	05Z	LMC	\$174,522.98
			6825108	FHCSD-COVID TIGER TEAM-CV20	05Z	LMC	\$56,354.31
			6906097	FHCSD-COVID TIGER TEAM-CV20	05Z	LMC	\$22,849.25
		7555	6565194	TRAVELERS AID-COVID SENIOR SERVICES-CV20	05A	LMC	\$22,436.25
			6593190	TRAVELERS AID-COVID SENIOR SERVICES-CV20	05A	LMC	\$14,202.92
			6617582	TRAVELERS AID-COVID SENIOR SERVICES-CV20	05A	LMC	\$26,107.95
			6672262	TRAVELERS AID-COVID SENIOR SERVICES-CV20	05A	LMC	\$39,844.87
			6672263	TRAVELERS AID-COVID SENIOR SERVICES-CV20	05A	LMC	\$7,405.33
		7556	6565194	REALITY CHANGERS-COVID CARES REQUEST-CV20	05Z	LMC	\$16,026.98
			6593190	REALITY CHANGERS-COVID CARES REQUEST-CV20	05Z	LMC	\$20,628.97
			6617582	REALITY CHANGERS-COVID CARES REQUEST-CV20	05Z	LMC	\$19,981.82
			6672262	REALITY CHANGERS-COVID CARES REQUEST-CV20	05Z	LMC	\$27,420.18
			6672263	REALITY CHANGERS-COVID CARES REQUEST-CV20	05Z	LMC	\$24,222.02
			6745296	REALITY CHANGERS-COVID CARES REQUEST-CV20	05Z	LMC	\$11,720.03
		7557	6565194	BIRTHLINE SD-COVID CLAIREMONT SERVICES-CV20	05Z	LMC	\$24,524.27
			6593190	BIRTHLINE SD-COVID CLAIREMONT SERVICES-CV20	05Z	LMC	\$25,937.12
			6617582	BIRTHLINE SD-COVID CLAIREMONT SERVICES-CV20	05Z	LMC	\$15,185.85
			6672262	BIRTHLINE SD-COVID CLAIREMONT SERVICES-CV20	05Z	LMC	\$36,985.45
			6672263	BIRTHLINE SD-COVID CLAIREMONT SERVICES-CV20	05Z	LMC	\$9,803.86
		7558	6672262	SDLGBT COMM CTR-COVID EMERGENCY RESPONSE-CV20	05Z	LMC	\$13,323.46
			6672263	SDLGBT COMM CTR-COVID EMERGENCY RESPONSE-CV20	05Z	LMC	\$16,037.43
			6745296	SDLGBT COMM CTR-COVID EMERGENCY RESPONSE-CV20	05Z	LMC	\$75,061.14
			6773503	SDLGBT COMM CTR-COVID EMERGENCY RESPONSE-CV20	05Z	LMC	\$14,331.76
		7559	6593190	LHCDC-COVID CARES ACT-CV20	05Z	LMC	\$10,725.87
			6617582	LHCDC-COVID CARES ACT-CV20	05Z	LMC	\$7,638.06
			6672262	LHCDC-COVID CARES ACT-CV20	05Z	LMC	\$13,552.44
			6672263	LHCDC-COVID CARES ACT-CV20	05Z	LMC	\$17,715.26
			6745296	LHCDC-COVID CARES ACT-CV20	05Z	LMC	\$30,922.25
			6773503	LHCDC-COVID CARES ACT-CV20	05Z	LMC	\$10,093.83
			6825108	LHCDC-COVID CARES ACT-CV20	05Z	LMC	\$6,500.00
		7560	6565194	UPAC-COVID NE CENTER-CV20	05Z	LMC	\$13,778.03
			6593190	UPAC-COVID NE CENTER-CV20	05Z	LMC	\$35,488.41
			6617582	UPAC-COVID NE CENTER-CV20	05Z	LMC	\$45,508.87
			6672262	UPAC-COVID NE CENTER-CV20	05Z	LMC	\$76,476.61



Office of Community Planning and Development
 U.S. Department of Housing and Urban Development
 Integrated Disbursement and Information System
 PR26 - CDBG-CV Financial Summary Report
 SAN DIEGO , CA

DATE: 09-25-24
 TIME: 19:56
 PAGE: 3

Plan Year	IDIS Project	IDIS Activity	Voucher Number	Activity Name	Matrix Code	National Objective	Drawn Amount		
2019	33	7560	6672263	UPAC-COVID NE CENTER-CV20	05Z	LMC	\$14,289.55		
		7561	6617582	SERV SRS-COVID FOOD ASST-CV20	05W	LMC	\$12,995.26		
			6672262	SERV SRS-COVID FOOD ASST-CV20	05W	LMC	\$62,710.33		
			6672263	SERV SRS-COVID FOOD ASST-CV20	05W	LMC	\$71,364.80		
		7562	6565194	VOICES FOR CHILDREN-COVID CASA-CV20	05Z	LMC	\$13,795.06		
			6593190	VOICES FOR CHILDREN-COVID CASA-CV20	05Z	LMC	\$23,983.29		
			6617582	VOICES FOR CHILDREN-COVID CASA-CV20	05Z	LMC	\$20,144.18		
			6672262	VOICES FOR CHILDREN-COVID CASA-CV20	05Z	LMC	\$25,971.72		
			6672263	VOICES FOR CHILDREN-COVID CASA-CV20	05Z	LMC	\$7,925.99		
			6745296	VOICES FOR CHILDREN-COVID CASA-CV20	05Z	LMC	\$7,925.99		
		7563	6565194	MAMAS KITCHEN-COVID MEAL SERVICE-CV20	05W	LMC	\$47,942.90		
			6593190	MAMAS KITCHEN-COVID MEAL SERVICE-CV20	05W	LMC	\$14,803.95		
			6617582	MAMAS KITCHEN-COVID MEAL SERVICE-CV20	05W	LMC	\$12,374.82		
			6672262	MAMAS KITCHEN-COVID MEAL SERVICE-CV20	05W	LMC	\$21,651.40		
			6672263	MAMAS KITCHEN-COVID MEAL SERVICE-CV20	05W	LMC	\$3,226.93		
		7564	6593190	SD CONTINUING ED-COVID DIGITAL DIVIDE-CV20	05Z	LMC	\$255.40		
			6617582	SD CONTINUING ED-COVID DIGITAL DIVIDE-CV20	05Z	LMC	\$76,885.46		
			6672262	SD CONTINUING ED-COVID DIGITAL DIVIDE-CV20	05Z	LMC	\$52,196.06		
			6672263	SD CONTINUING ED-COVID DIGITAL DIVIDE-CV20	05Z	LMC	\$188,003.56		
			6745296	SD CONTINUING ED-COVID DIGITAL DIVIDE-CV20	05Z	LMC	\$6,457.32		
			6773503	SD CONTINUING ED-COVID DIGITAL DIVIDE-CV20	05Z	LMC	\$13,503.46		
		7566	6672262	GRID ALT-COVID VIRTUAL SOLAR TRAINING-CV20	05Z	LMC	\$4,546.23		
			6773503	GRID ALT-COVID VIRTUAL SOLAR TRAINING-CV20	05Z	LMC	\$144.25		
			6825108	GRID ALT-COVID VIRTUAL SOLAR TRAINING-CV20	05Z	LMC	\$8,766.94		
			6868131	GRID ALT-COVID VIRTUAL SOLAR TRAINING-CV20	05Z	LMC	\$23,547.24		
			6906097	GRID ALT-COVID VIRTUAL SOLAR TRAINING-CV20	05Z	LMC	\$7,373.62		
		7568	6617582	HOME START-COVID HEALTH SERVICES-CV20	05O	LMC	\$1,524.68		
			6672262	HOME START-COVID HEALTH SERVICES-CV20	05O	LMC	\$9,326.15		
			6672263	HOME START-COVID HEALTH SERVICES-CV20	05O	LMC	\$10,055.27		
			6745296	HOME START-COVID HEALTH SERVICES-CV20	05O	LMC	\$57,094.17		
			6773503	HOME START-COVID HEALTH SERVICES-CV20	05O	LMC	\$25,575.29		
		7569	6565194	DREAMS FOR CHANGE-COVID EMERGENCY FOOD-CV20	05W	LMC	\$1,794.53		
			6593190	DREAMS FOR CHANGE-COVID EMERGENCY FOOD-CV20	05W	LMC	\$4,922.71		
			6617582	DREAMS FOR CHANGE-COVID EMERGENCY FOOD-CV20	05W	LMC	\$5,412.14		
			6672262	DREAMS FOR CHANGE-COVID EMERGENCY FOOD-CV20	05W	LMC	\$4,004.10		
			6745296	DREAMS FOR CHANGE-COVID EMERGENCY FOOD-CV20	05W	LMC	\$15,264.21		
			6773503	DREAMS FOR CHANGE-COVID EMERGENCY FOOD-CV20	05W	LMC	\$3,623.72		
			6825108	DREAMS FOR CHANGE-COVID EMERGENCY FOOD-CV20	05W	LMC	\$2,782.87		
			6868131	DREAMS FOR CHANGE-COVID EMERGENCY FOOD-CV20	05W	LMC	\$1,351.96		
			6906097	DREAMS FOR CHANGE-COVID EMERGENCY FOOD-CV20	05W	LMC	\$136.13		
		7574	6745296	SDHC-EVICTION PROTECTION PROGRAM-CV20	05Q	LMC	\$295,591.90		
			6773503	SDHC-EVICTION PROTECTION PROGRAM-CV20	05Q	LMC	\$864,117.27		
			6825108	SDHC-EVICTION PROTECTION PROGRAM-CV20	05Q	LMC	\$2,401,972.23		
			6868131	SDHC-EVICTION PROTECTION PROGRAM-CV20	05Q	LMC	\$1,437,547.44		
		7579	6502697	CDBG-CV OPER SHLTR TO HOME-20	05Z	LMC	\$4,599,062.33		
			6593190	CDBG-CV OPER SHLTR TO HOME-20	05Z	LMC	\$959.00		
		7711	6773503	Jewish Family Services-Safe Parking CDBG-CV-21	03T	LMC	\$145,790.12		
			6825108	Jewish Family Services-Safe Parking CDBG-CV-21	03T	LMC	\$260,381.97		
		Total							\$15,644,395.19

LINE 16 DETAIL: ACTIVITIES INCLUDED IN THE COMPUTATION OF LINE 16

Plan Year	IDIS Project	IDIS Activity	Voucher Number	Activity Name	Matrix Code	National Objective	Drawn Amount
2019	33	7516	6461894	CITY SD-PS RENTAL ASSISTANCE 2-20	05Q	LMC	\$3,600,000.00
		7554	6672263	FHCSD-COVID TIGER TEAM-CV20	05Z	LMC	\$13,413.87
			6745296	FHCSD-COVID TIGER TEAM-CV20	05Z	LMC	\$156,591.59
			6773503	FHCSD-COVID TIGER TEAM-CV20	05Z	LMC	\$174,522.98
			6825108	FHCSD-COVID TIGER TEAM-CV20	05Z	LMC	\$56,354.31
			6906097	FHCSD-COVID TIGER TEAM-CV20	05Z	LMC	\$22,849.25



Office of Community Planning and Development
 U.S. Department of Housing and Urban Development
 Integrated Disbursement and Information System
 PR26 - CDBG-CV Financial Summary Report
 SAN DIEGO , CA

DATE: 09-25-24
 TIME: 19:56
 PAGE: 4

Plan Year	IDIS Project	IDIS Activity	Voucher Number	Activity Name	Matrix Code	National Objective	Drawn Amount		
2019	33	7555	6565194	TRAVELERS AID-COVID SENIOR SERVICES-CV20	05A	LMC	\$22,436.25		
			6593190	TRAVELERS AID-COVID SENIOR SERVICES-CV20	05A	LMC	\$14,202.92		
			6617582	TRAVELERS AID-COVID SENIOR SERVICES-CV20	05A	LMC	\$26,107.95		
			6672262	TRAVELERS AID-COVID SENIOR SERVICES-CV20	05A	LMC	\$39,844.87		
			6672263	TRAVELERS AID-COVID SENIOR SERVICES-CV20	05A	LMC	\$7,405.33		
		7556	6565194	REALITY CHANGERS-COVID CARES REQUEST-CV20	05Z	LMC	\$16,026.98		
			6593190	REALITY CHANGERS-COVID CARES REQUEST-CV20	05Z	LMC	\$20,628.97		
			6617582	REALITY CHANGERS-COVID CARES REQUEST-CV20	05Z	LMC	\$19,981.82		
			6672262	REALITY CHANGERS-COVID CARES REQUEST-CV20	05Z	LMC	\$27,420.18		
			6672263	REALITY CHANGERS-COVID CARES REQUEST-CV20	05Z	LMC	\$24,222.02		
		7557	6745296	REALITY CHANGERS-COVID CARES REQUEST-CV20	05Z	LMC	\$11,720.03		
			6565194	BIRTHLINE SD-COVID CLAIREMONT SERVICES-CV20	05Z	LMC	\$24,524.27		
			6593190	BIRTHLINE SD-COVID CLAIREMONT SERVICES-CV20	05Z	LMC	\$25,937.12		
			6617582	BIRTHLINE SD-COVID CLAIREMONT SERVICES-CV20	05Z	LMC	\$15,185.85		
			6672262	BIRTHLINE SD-COVID CLAIREMONT SERVICES-CV20	05Z	LMC	\$36,985.45		
		7558	6672263	BIRTHLINE SD-COVID CLAIREMONT SERVICES-CV20	05Z	LMC	\$9,803.86		
			6672262	SDLGBT COMM CTR-COVID EMERGENCY RESPONSE-CV20	05Z	LMC	\$13,323.46		
			6672263	SDLGBT COMM CTR-COVID EMERGENCY RESPONSE-CV20	05Z	LMC	\$16,037.43		
			6745296	SDLGBT COMM CTR-COVID EMERGENCY RESPONSE-CV20	05Z	LMC	\$75,061.14		
			6773503	SDLGBT COMM CTR-COVID EMERGENCY RESPONSE-CV20	05Z	LMC	\$14,331.76		
		7559	6593190	LHCDC-COVID CARES ACT-CV20	05Z	LMC	\$10,725.87		
			6617582	LHCDC-COVID CARES ACT-CV20	05Z	LMC	\$7,638.06		
			6672262	LHCDC-COVID CARES ACT-CV20	05Z	LMC	\$13,552.44		
			6672263	LHCDC-COVID CARES ACT-CV20	05Z	LMC	\$17,715.26		
			6745296	LHCDC-COVID CARES ACT-CV20	05Z	LMC	\$30,922.25		
		7560	6773503	LHCDC-COVID CARES ACT-CV20	05Z	LMC	\$10,093.83		
			6825108	LHCDC-COVID CARES ACT-CV20	05Z	LMC	\$6,500.00		
			6565194	UPAC-COVID NE CENTER-CV20	05Z	LMC	\$13,778.03		
			6593190	UPAC-COVID NE CENTER-CV20	05Z	LMC	\$35,488.41		
			6617582	UPAC-COVID NE CENTER-CV20	05Z	LMC	\$45,508.87		
		7561	6672262	UPAC-COVID NE CENTER-CV20	05Z	LMC	\$76,476.61		
			6672263	UPAC-COVID NE CENTER-CV20	05Z	LMC	\$14,289.55		
			6617582	SERV SRS-COVID FOOD ASST-CV20	05W	LMC	\$12,995.26		
			6672262	SERV SRS-COVID FOOD ASST-CV20	05W	LMC	\$62,710.33		
			6672263	SERV SRS-COVID FOOD ASST-CV20	05W	LMC	\$71,364.80		
		7562	6565194	VOICES FOR CHILDREN-COVID CASA-CV20	05Z	LMC	\$13,795.06		
			6593190	VOICES FOR CHILDREN-COVID CASA-CV20	05Z	LMC	\$23,983.29		
			6617582	VOICES FOR CHILDREN-COVID CASA-CV20	05Z	LMC	\$20,144.18		
			6672262	VOICES FOR CHILDREN-COVID CASA-CV20	05Z	LMC	\$25,971.72		
			6672263	VOICES FOR CHILDREN-COVID CASA-CV20	05Z	LMC	\$7,925.99		
		7563	6745296	VOICES FOR CHILDREN-COVID CASA-CV20	05Z	LMC	\$7,925.99		
			6565194	MAMAS KITCHEN-COVID MEAL SERVICE-CV20	05W	LMC	\$47,942.90		
			6593190	MAMAS KITCHEN-COVID MEAL SERVICE-CV20	05W	LMC	\$14,803.95		
			6617582	MAMAS KITCHEN-COVID MEAL SERVICE-CV20	05W	LMC	\$12,374.82		
			6672262	MAMAS KITCHEN-COVID MEAL SERVICE-CV20	05W	LMC	\$21,651.40		
		7564	6672263	MAMAS KITCHEN-COVID MEAL SERVICE-CV20	05W	LMC	\$3,226.93		
			6593190	SD CONTINUING ED-COVID DIGITAL DIVIDE-CV20	05Z	LMC	\$255.40		
			6617582	SD CONTINUING ED-COVID DIGITAL DIVIDE-CV20	05Z	LMC	\$76,885.46		
			6672262	SD CONTINUING ED-COVID DIGITAL DIVIDE-CV20	05Z	LMC	\$52,196.06		
			6672263	SD CONTINUING ED-COVID DIGITAL DIVIDE-CV20	05Z	LMC	\$188,003.56		
		7566	6745296	SD CONTINUING ED-COVID DIGITAL DIVIDE-CV20	05Z	LMC	\$6,457.32		
			6773503	SD CONTINUING ED-COVID DIGITAL DIVIDE-CV20	05Z	LMC	\$13,503.46		
			6672262	GRID ALT-COVID VIRTUAL SOLAR TRAINING-CV20	05Z	LMC	\$4,546.23		
			6773503	GRID ALT-COVID VIRTUAL SOLAR TRAINING-CV20	05Z	LMC	\$144.25		
			6825108	GRID ALT-COVID VIRTUAL SOLAR TRAINING-CV20	05Z	LMC	\$8,766.94		
		7568	6868131	GRID ALT-COVID VIRTUAL SOLAR TRAINING-CV20	05Z	LMC	\$23,547.24		
			6906097	GRID ALT-COVID VIRTUAL SOLAR TRAINING-CV20	05Z	LMC	\$7,373.62		
			6617582	HOME START-COVID HEALTH SERVICES-CV20	05O	LMC	\$1,524.68		
			6672262	HOME START-COVID HEALTH SERVICES-CV20	05O	LMC	\$9,326.15		
			6672263	HOME START-COVID HEALTH SERVICES-CV20	05O	LMC	\$10,055.27		
					6745296	HOME START-COVID HEALTH SERVICES-CV20	05O	LMC	\$57,094.17



Office of Community Planning and Development
 U.S. Department of Housing and Urban Development
 Integrated Disbursement and Information System
 PR26 - CDBG-CV Financial Summary Report
 SAN DIEGO , CA

DATE: 09-25-24
 TIME: 19:56
 PAGE: 5

Plan Year	IDIS Project	IDIS Activity	Voucher Number	Activity Name	Matrix Code	National Objective	Drawn Amount		
2019	33	7568	6773503	HOME START-COVID HEALTH SERVICES-CV20	05O	LMC	\$25,575.29		
			7569	6565194	DREAMS FOR CHANGE-COVID EMERGENCY FOOD-CV20	05W	LMC	\$1,794.53	
				6593190	DREAMS FOR CHANGE-COVID EMERGENCY FOOD-CV20	05W	LMC	\$4,922.71	
				6617582	DREAMS FOR CHANGE-COVID EMERGENCY FOOD-CV20	05W	LMC	\$5,412.14	
				6672262	DREAMS FOR CHANGE-COVID EMERGENCY FOOD-CV20	05W	LMC	\$4,004.10	
				6745296	DREAMS FOR CHANGE-COVID EMERGENCY FOOD-CV20	05W	LMC	\$15,264.21	
				6773503	DREAMS FOR CHANGE-COVID EMERGENCY FOOD-CV20	05W	LMC	\$3,623.72	
				6825108	DREAMS FOR CHANGE-COVID EMERGENCY FOOD-CV20	05W	LMC	\$2,782.87	
				6868131	DREAMS FOR CHANGE-COVID EMERGENCY FOOD-CV20	05W	LMC	\$1,351.96	
				6906097	DREAMS FOR CHANGE-COVID EMERGENCY FOOD-CV20	05W	LMC	\$136.13	
			7574	6745296	SDHC-EVICTION PROTECTION PROGRAM-CV20	05Q	LMC	\$295,591.90	
				6773503	SDHC-EVICTION PROTECTION PROGRAM-CV20	05Q	LMC	\$864,117.27	
				6825108	SDHC-EVICTION PROTECTION PROGRAM-CV20	05Q	LMC	\$2,401,972.23	
				6868131	SDHC-EVICTION PROTECTION PROGRAM-CV20	05Q	LMC	\$1,437,547.44	
			7579	6502697	CDBG-CV OPER SHLTR TO HOME-20	05Z	LMC	\$4,599,062.33	
				6593190	CDBG-CV OPER SHLTR TO HOME-20	05Z	LMC	\$959.00	
				7711	6773503	Jewish Family Services-Safe Parking CDBG-CV-21	03T	LMC	\$145,790.12
					6825108	Jewish Family Services-Safe Parking CDBG-CV-21	03T	LMC	\$260,381.97
		Total							\$15,644,395.19

LINE 19 DETAIL: ACTIVITIES INCLUDED IN THE COMPUTATION OF LINE 19

Plan Year	IDIS Project	IDIS Activity	Voucher Number	Activity Name	Matrix Code	National Objective	Drawn Amount			
2019	33	7520	6502697	ADMIN CDBG-CV20	21A		\$292,926.74			
			6565194	ADMIN CDBG-CV20	21A		\$117,113.97			
			6593190	ADMIN CDBG-CV20	21A		\$36,623.07			
			6617582	ADMIN CDBG-CV20	21A		\$27,323.17			
			6672262	ADMIN CDBG-CV20	21A		\$43,693.07			
			6672263	ADMIN CDBG-CV20	21A		\$22,665.55			
			6745296	ADMIN CDBG-CV20	21A		\$53,543.99			
			6773503	ADMIN CDBG-CV20	21A		\$74,283.05			
			6825108	ADMIN CDBG-CV20	21A		\$79,095.30			
			6868131	ADMIN CDBG-CV20	21A		\$198,642.36			
			6906097	ADMIN CDBG-CV20	21A		\$145,241.71			
			Total							\$1,091,151.98



U.S. Department of Housing and Urban Development
 Office of Community Planning and Development
 Integrated Disbursement and Information System
 CDBG Cash on Hand Quarterly Report
 Grantee: SAN DIEGO, CA

DATE: 09-25-24
 TIME: 19:57
 PAGE: 1

Report Start Date: 07/01/2023 Report End Date: 06/30/2024

SAN DIEGO, CA		
Summary for 4 Quarters		
Federal Cash (Grant Funds)		
1	Cash on hand at the beginning of the reporting period	\$0.00
2	Cash (grant funds) received through IDIS draw downs from the beginning of the reporting period through the end date of the reporting period	\$18,470,072.51
*	Amount of disbursements calculated by IDIS from the beginning of the reporting period through the end date of the reporting period	\$22,669,491.53
3	Cash (LA funds) returned to the local program account during the reporting period	\$0.00
4	Cash (grant funds) disbursed during the reporting period	\$18,470,072.51
5	Cash (LA funds) disbursed during the reporting period	\$0.00
6	Cash on Hand (sum of lines 1, 2, and 3 minus lines 4 & 5) at the end of the reporting period	\$0.00
Program Income		
7	Program income (PI funds) on hand at the beginning of the reporting period	\$113,044.30
8	Program income (PI funds) received during the reporting period	\$26,444,738.23
9	Program income (PI funds) returned for ineligible costs etc. during the reporting period	\$0.00
10	Program income (PI funds) disbursed during the reporting period	\$26,381,415.88
11	Program income Cash on Hand (sum of lines 7, 8, and 9 minus line 10) at the end of the reporting period	\$176,366.65
Revolving Funds		
12	Revolving funds (RL funds) cash on hand at the beginning of the reporting period	\$0.00
13	Revolving funds (RL funds) received during the reporting period	\$0.00
14	Revolving funds returned for ineligible costs etc. during the reporting period	\$0.00
15	Revolving funds (RL funds) disbursed during the reporting period	\$0.00
16	Revolving funds Cash on Hand (sum of lines 12, 13, and 14 minus line 15) at the end of the reporting	\$0.00
17	Total Cash on hand (line 6 + line 11 + line16)	\$176,366.65



U.S. Department of Housing and Urban Development
 Office of Community Planning and Development
 Integrated Disbursement and Information System
 CDBG Cash on Hand Quarterly Report
 Grantee: SAN DIEGO, CA

DATE: 09-25-24
 TIME: 19:57
 PAGE: 2

Report Start Date: 07/01/2023 Report End Date: 06/30/2024

SAN DIEGO, CA		
Quarter Start Date: 7/1/2023		Quarter End Date: 9/30/2023
Submitted on 1/24/2024 5:41:02 PM by B79071 Tamika Singleton		
Federal Cash (Grant Funds)		
1	Cash on hand at the beginning of the reporting period	\$0.00
2	Cash (grant funds) received through IDIS draw downs from the beginning of the reporting period through the end date of the reporting period	\$0.00
*	Amount of disbursements calculated by IDIS from the beginning of the reporting period through the end date of the reporting period	\$9,242,307.65
3	Cash (LA funds) returned to the local program account during the reporting period	\$0.00
4	Cash (grant funds) disbursed during the reporting period	\$0.00
5	Cash (LA funds) disbursed during the reporting period	\$0.00
6	Cash on Hand (sum of lines 1, 2, and 3 minus lines 4 & 5) at the end of the reporting period	\$0.00
Program Income		
7	Program income (PI funds) on hand at the beginning of the reporting period	\$113,044.30
8	Program income (PI funds) received during the reporting period	\$7,210,011.02
9	Program income (PI funds) returned for ineligible costs etc. during the reporting period	\$0.00
10	Program income (PI funds) disbursed during the reporting period	\$7,039,522.20
11	Program income Cash on Hand (sum of lines 7, 8, and 9 minus line 10) at the end of the reporting period	\$283,533.12
Revolving Funds		
12	Revolving funds (RL funds) cash on hand at the beginning of the reporting period	\$0.00
13	Revolving funds (RL funds) received during the reporting period	\$0.00
14	Revolving funds returned for ineligible costs etc. during the reporting period	\$0.00
15	Revolving funds (RL funds) disbursed during the reporting period	\$0.00
16	Revolving funds Cash on Hand (sum of lines 12, 13, and 14 minus line 15) at the end of the reporting	\$0.00
17	Total Cash on hand (line 6 + line 11 + line 16)	\$283,533.12
18. Remarks: Item 1 remark: \$11,601,169.34 in expenditure has been paid out through City General Fund as of 9/30/2023. This expenditure consists of \$9,429,313.36 of CDBG and \$2,171,855.98 of CDBG-CV. Of the total expenditures, \$938,978.49 has been drawn and is pending reimbursement.		
<input checked="" type="checkbox"/> I certify to the best of my knowledge and belief that the report is true, complete, and accurate, and the expenditures, disbursements and cash receipts are for the purposes and intent set forth in the award documents. I am aware that any false, fictitious, or fraudulent information may subject me to criminal, civil, or administrative penalties. (U.S. Code, Title 18, Section 1001)		



U.S. Department of Housing and Urban Development
 Office of Community Planning and Development
 Integrated Disbursement and Information System
 CDBG Cash on Hand Quarterly Report
 Grantee: SAN DIEGO, CA

DATE: 09-25-24
 TIME: 19:57
 PAGE: 3

Report Start Date: 07/01/2023 Report End Date: 06/30/2024

SAN DIEGO, CA

Quarter Start Date: 10/1/2023 Quarter End Date: 12/31/2023

Submitted on 1/24/2024 5:41:02 PM by B79071 Tamika Singleton

Federal Cash (Grant Funds)

1	Cash on hand at the beginning of the reporting period	\$0.00
2	Cash (grant funds) received through IDIS draw downs from the beginning of the reporting period through the end date of the reporting period	\$17,293,067.84
*	Amount of disbursements calculated by IDIS from the beginning of the reporting period through the end date of the reporting period	\$8,050,760.19
3	Cash (LA funds) returned to the local program account during the reporting period	\$0.00
4	Cash (grant funds) disbursed during the reporting period	\$17,293,067.84
5	Cash (LA funds) disbursed during the reporting period	\$0.00
6	Cash on Hand (sum of lines 1, 2, and 3 minus lines 4 & 5) at the end of the reporting period	\$0.00

Program Income

7	Program income (PI funds) on hand at the beginning of the reporting period	\$283,533.12
8	Program income (PI funds) received during the reporting period	\$4,195.42
9	Program income (PI funds) returned for ineligible costs etc. during the reporting period	\$0.00
10	Program income (PI funds) disbursed during the reporting period	\$0.00
11	Program income Cash on Hand (sum of lines 7, 8, and 9 minus line 10) at the end of the reporting period	\$287,728.54

Revolving Funds

12	Revolving funds (RL funds) cash on hand at the beginning of the reporting period	\$0.00
13	Revolving funds (RL funds) received during the reporting period	\$0.00
14	Revolving funds returned for ineligible costs etc. during the reporting period	\$0.00
15	Revolving funds (RL funds) disbursed during the reporting period	\$0.00
16	Revolving funds Cash on Hand (sum of lines 12, 13, and 14 minus line 15) at the end of the reporting	\$0.00

17	Total Cash on hand (line 6 + line 11 + line 16)	\$287,728.54
----	---	--------------

18. Remarks: Item 1 remark: \$7,522,198.84 in expenditure has been paid out through City General Fund as of 12/31/2023. This expenditure consists of \$5,954,304.43 of CDBG and \$1,567,894.41 of CDBG-CV.
 Line 8 & 10 remarks: No Program Income has been reimbursed during this reporting period. \$2,086,391.59 of PI is outstanding.

I certify to the best of my knowledge and belief that the report is true, complete, and accurate, and the expenditures, disbursements and cash receipts are for the purposes and intent set forth in the award documents. I am aware that any false, fictitious, or fraudulent information may subject me to criminal, civil, or administrative penalties. (U.S. Code, Title 18, Section 1001)



U.S. Department of Housing and Urban Development
 Office of Community Planning and Development
 Integrated Disbursement and Information System
 CDBG Cash on Hand Quarterly Report
 Grantee: SAN DIEGO, CA

DATE: 09-25-24
 TIME: 19:57
 PAGE: 4

Report Start Date: 07/01/2023 Report End Date: 06/30/2024

SAN DIEGO, CA

Quarter Start Date: 1/1/2024 Quarter End Date: 3/31/2024

Submitted on 1/24/2024 5:41:02 PM by B79071 Tamika Singleton

Federal Cash (Grant Funds)

1	Cash on hand at the beginning of the reporting period	\$0.00
2	Cash (grant funds) received through IDIS draw downs from the beginning of the reporting period through the end date of the reporting period	\$0.00
*	Amount of disbursements calculated by IDIS from the beginning of the reporting period through the end date of the reporting period	\$4,199,419.02
3	Cash (LA funds) returned to the local program account during the reporting period	\$0.00
4	Cash (grant funds) disbursed during the reporting period	\$0.00
5	Cash (LA funds) disbursed during the reporting period	\$0.00
6	Cash on Hand (sum of lines 1, 2, and 3 minus lines 4 & 5) at the end of the reporting period	\$0.00

Program Income

7	Program income (PI funds) on hand at the beginning of the reporting period	\$287,728.54
8	Program income (PI funds) received during the reporting period	\$2,356,601.76
9	Program income (PI funds) returned for ineligible costs etc. during the reporting period	\$0.00
10	Program income (PI funds) disbursed during the reporting period	\$1,147,413.10
11	Program income Cash on Hand (sum of lines 7, 8, and 9 minus line 10) at the end of the reporting period	\$1,496,917.20

Revolving Funds

12	Revolving funds (RL funds) cash on hand at the beginning of the reporting period	\$0.00
13	Revolving funds (RL funds) received during the reporting period	\$0.00
14	Revolving funds returned for ineligible costs etc. during the reporting period	\$0.00
15	Revolving funds (RL funds) disbursed during the reporting period	\$0.00
16	Revolving funds Cash on Hand (sum of lines 12, 13, and 14 minus line 15) at the end of the reporting	\$0.00

17	Total Cash on hand (line 6 + line 11 + line16)	\$1,496,917.20
----	--	----------------

18. Remarks: Item 1 remark: \$4,454,508.38 in expenditure has been paid out through City General Fund as of 3/31/2024. This expenditure consists of \$4,280752.28 of CDBG and \$173,756.10 of CDBG-CV.
 Line 8 &10: CDBG Program Income in the amount of \$1,147,413.10 was reimbursed during this reporting period.

I certify to the best of my knowledge and belief that the report is true, complete, and accurate, and the expenditures, disbursements and cash receipts are for the purposes and intent set forth in the award documents. I am aware that any false, fictitious, or fraudulent information may subject me to criminal, civil, or administrative penalties. (U.S. Code, Title 18, Section 1001)



U.S. Department of Housing and Urban Development
 Office of Community Planning and Development
 Integrated Disbursement and Information System
 CDBG Cash on Hand Quarterly Report
 Grantee: SAN DIEGO, CA

DATE: 09-25-24
 TIME: 19:57
 PAGE: 5

Report Start Date: 07/01/2023 Report End Date: 06/30/2024

SAN DIEGO, CA		
Quarter Start Date: 4/1/2024		Quarter End Date: 6/30/2024
Submitted on 1/24/2024 5:41:02 PM by B79071 Tamika Singleton		
Federal Cash (Grant Funds)		
1	Cash on hand at the beginning of the reporting period	\$0.00
2	Cash (grant funds) received through IDIS draw downs from the beginning of the reporting period through the end date of the reporting period	\$1,177,004.67
*	Amount of disbursements calculated by IDIS from the beginning of the reporting period through the end date of the reporting period	\$1,177,004.67
3	Cash (LA funds) returned to the local program account during the reporting period	\$0.00
4	Cash (grant funds) disbursed during the reporting period	\$1,177,004.67
5	Cash (LA funds) disbursed during the reporting period	\$0.00
6	Cash on Hand (sum of lines 1, 2, and 3 minus lines 4 & 5) at the end of the reporting period	\$0.00
Program Income		
7	Program income (PI funds) on hand at the beginning of the reporting period	\$1,496,917.20
8	Program income (PI funds) received during the reporting period	\$16,873,930.03
9	Program income (PI funds) returned for ineligible costs etc. during the reporting period	\$0.00
10	Program income (PI funds) disbursed during the reporting period	\$18,194,480.58
11	Program income Cash on Hand (sum of lines 7, 8, and 9 minus line 10) at the end of the reporting period	\$176,366.65
Revolving Funds		
12	Revolving funds (RL funds) cash on hand at the beginning of the reporting period	\$0.00
13	Revolving funds (RL funds) received during the reporting period	\$0.00
14	Revolving funds returned for ineligible costs etc. during the reporting period	\$0.00
15	Revolving funds (RL funds) disbursed during the reporting period	\$0.00
16	Revolving funds Cash on Hand (sum of lines 12, 13, and 14 minus line 15) at the end of the reporting	\$0.00
17	Total Cash on hand (line 6 + line 11 + line 16)	\$176,366.65
18. Remarks: Item 1 remark: \$7,848,872.50 in CDBG expenditure has been paid out through City General Fund as of 6/30/2024. Of the total expenditures, \$5,521,171.85 has been drawn and is pending reimbursement.		
Line 8 & 10 (City of San Diego remits Program Income to HUD. then draws down on a reimbursement basis. No advances): CDBG Program		
<input checked="" type="checkbox"/>	I certify to the best of my knowledge and belief that the report is true, complete, and accurate, and the expenditures, disbursements and cash receipts are for the purposes and intent set forth in the award documents. I am aware that any false, fictitious, or fraudulent information may subject me to criminal, civil, or administrative penalties. (U.S. Code, Title 18, Section 1001)	



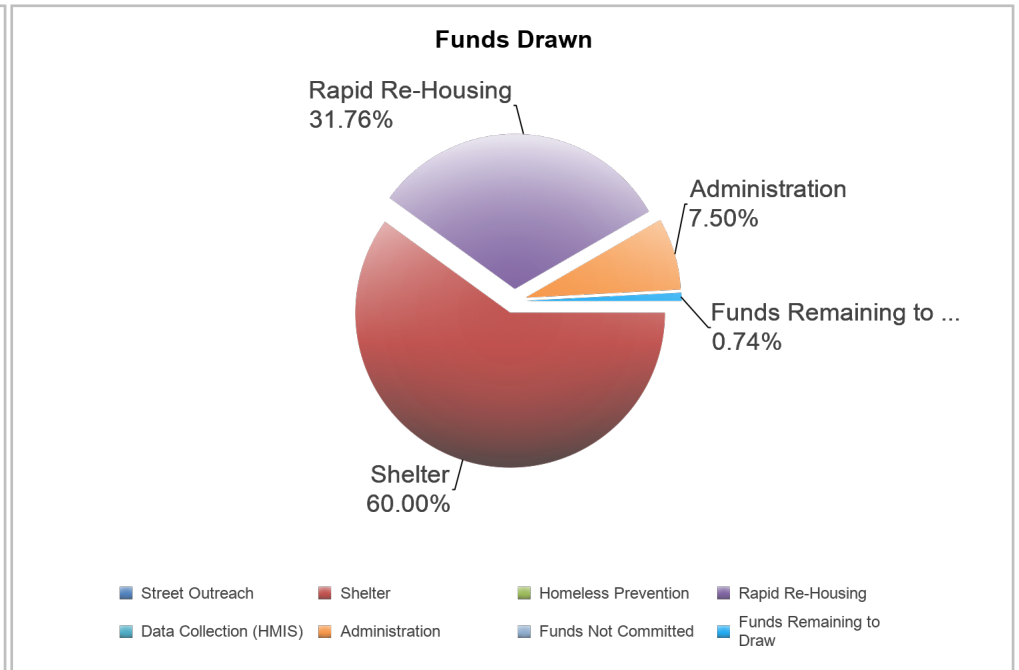
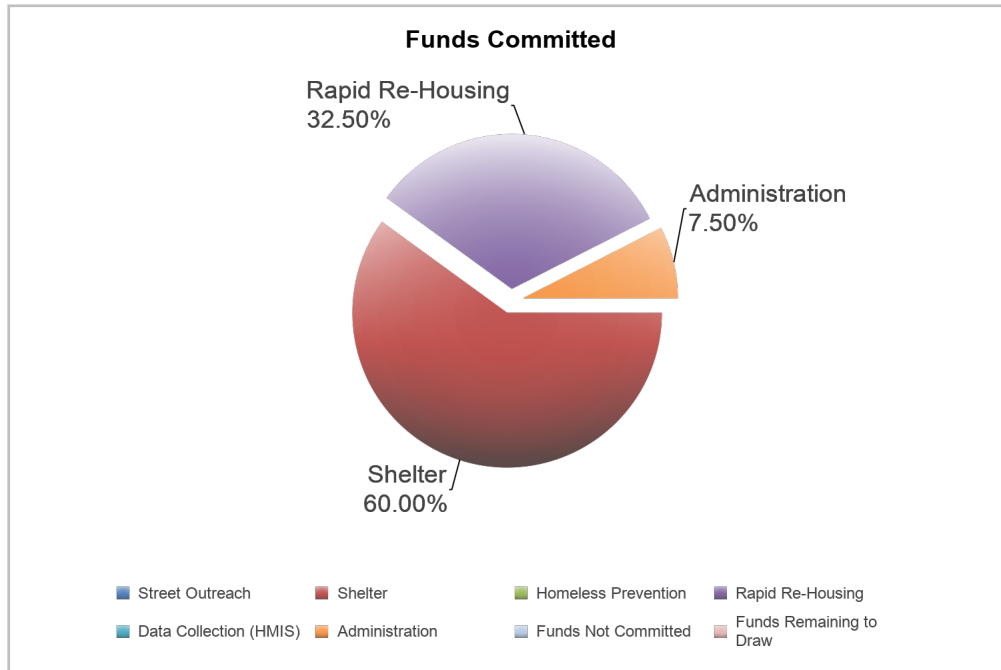
SAN DIEGO, CA
 2023

ESG Program Level Summary

Grant Number	Total Grant Amount	Total Funds Committed	Total Funds Available to Commit	% of Grant Funds Not Committed	Grant Funds Drawn	% of Grant Funds Drawn	Available to Draw	% Remaining to Draw
E23MC060542	\$1,045,371.00	\$1,045,371.00	\$0.00	0.00%	\$1,037,680.43	99.26%	\$7,690.57	0.74%

ESG Program Components

Activity Type	Total Committed to Activities	% of Grant Committed	Drawn Amount	% of Grant Drawn
Street Outreach	\$0.00	0.00%	\$0.00	0.00%
Shelter	\$627,223.00	60.00%	\$627,223.00	60.00%
Homeless Prevention	\$0.00	0.00%	\$0.00	0.00%
Rapid Re-Housing	\$339,746.00	32.50%	\$332,055.43	31.76%
Data Collection (HMIS)	\$0.00	0.00%	\$0.00	0.00%
Administration	\$78,402.00	7.50%	\$78,402.00	7.50%
Funds Not Committed	\$0.00	0.00%	\$0.00	0.00%
Funds Remaining to Draw	\$0.00	0.00%	\$7,690.57	0.74%
Total	\$1,045,371.00	100.00%	\$1,045,371.00	100.00%





U.S. Department of Housing and Urban Development
 Office of Community Planning and Development
 Integrated Disbursement and Information System
 PR91 - ESG Financial Summary

DATE: 09-25-24
 TIME: 19:59
 PAGE: 2

SAN DIEGO, CA
 2023

24-Month Grant Expenditure Deadline

All of the recipient's grant must be expended for eligible activity costs within 24 months after the date HUD signs the grant agreement with the recipient. Expenditure means either an actual cash disbursement for a direct charge for a good or service or an indirect cost or the accrual of a direct charge for a good or service or an indirect cost. This report uses draws in IDIS to measure expenditures. HUD allocated Fiscal Year 2011 ESG funds in two allocations. For FY2011, this Obligation Date is the date of the first allocation. This report does not list the Obligation Date, does not calculate the Expenditure Deadline, and does not track the Days Remaining for the FY 2011 second allocation.

Grant Amount: \$1,045,371.00

Grant Number	Draws to Date	HUD Obligation Date	Expenditure Deadline	Days Remaining to Meet Requirement Date	Expenditures Required
E23MC060542	\$1,037,680.43	09/14/2023	09/14/2025	354	\$7,690.57

60% Cap on Emergency Shelter and Street Outreach

The cap refers to the total amount of the recipient's fiscal year grant, allowed for emergency shelter and street outreach activities, is capped at 60 percent. This amount cannot exceed the greater of: (1) 60% of the overall grant for the year; or, (2) the amount of Fiscal Year 2010 ESG funds committed for homeless assistance activities. (Note: the HESG-CV grants are currently exempt from the 60% funding cap restrictions.)

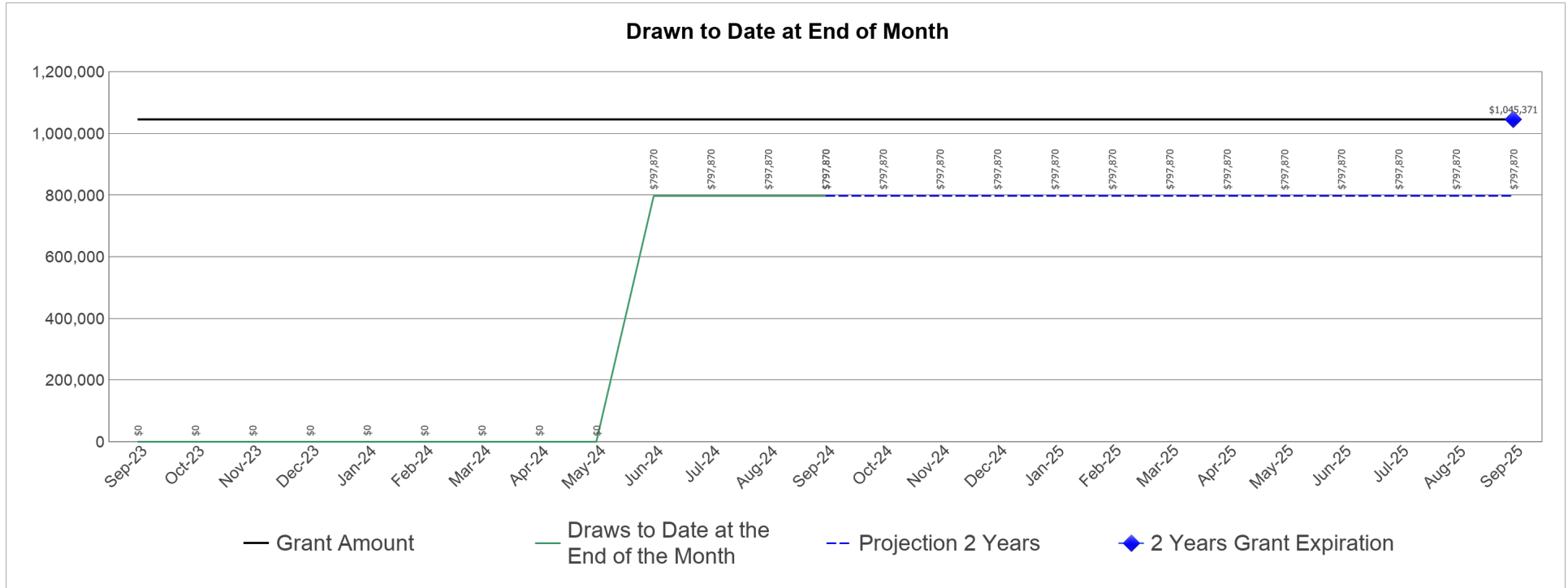
Amount Committed to Shelter	Amount Committed to Street Outreach	Total Amount Committed to Shelter and Street Outreach	% Committed to Shelter and Street Outreach	2010 Funds Committed to Homeless Assistance Activities	Total Drawn for Shelter and Street Outreach	% Drawn for Shelter and Street Outreach
\$627,223.00	\$0.00	\$627,223.00	60.00%	\$660,147.00	\$627,223.00	60.00%



SAN DIEGO, CA
 2023

ESG Draws By Month (at the total grant level):

Grant Amount: 1,045,371.00



ESG Draws By Quarter (at the total grant level):

Quarter End Date	Draws for the Quarter	Draws to Date at the End of the Quarter	% Drawn for the Quarter	% Drawn to Date at End of Quarter
09/30/2023	\$0.00	\$0.00	0.00%	0.00%
12/31/2023	\$0.00	\$0.00	0.00%	0.00%
03/31/2024	\$0.00	\$0.00	0.00%	0.00%
06/30/2024	\$797,869.65	\$797,869.65	76.32%	76.32%
09/30/2024	\$0.00	\$797,869.65	0.00%	76.32%



U.S. Department of Housing and Urban Development
Office of Community Planning and Development
Integrated Disbursement and Information System
PR91 - ESG Financial Summary

DATE: 09-25-24
TIME: 19:59
PAGE: 4

SAN DIEGO, CA
2023

ESG Subrecipient Commitments and Draws by Activity Category :

Subrecipient	Activity Type	Committed	Drawn
SAN DIEGO	Shelter	\$627,223.00	\$627,223.00
	Rapid Re-Housing	\$339,746.00	\$332,055.43
	Administration	\$78,402.00	\$78,402.00
	Total	\$1,045,371.00	\$1,037,680.43
	Total Remaining to be Drawn	\$0.00	\$7,690.57
	Percentage Remaining to be Drawn	\$0.00	0.74%



U.S. Department of Housing and Urban Development
Office of Community Planning and Development
Integrated Disbursement and Information System
PR91 - ESG Financial Summary

DATE: 09-25-24
TIME: 19:59
PAGE: 5

SAN DIEGO, CA
2023

ESG Subrecipients by Activity Category

Activity Type	Subrecipient
Shelter	SAN DIEGO
Rapid Re-Housing	SAN DIEGO
Administration	SAN DIEGO