



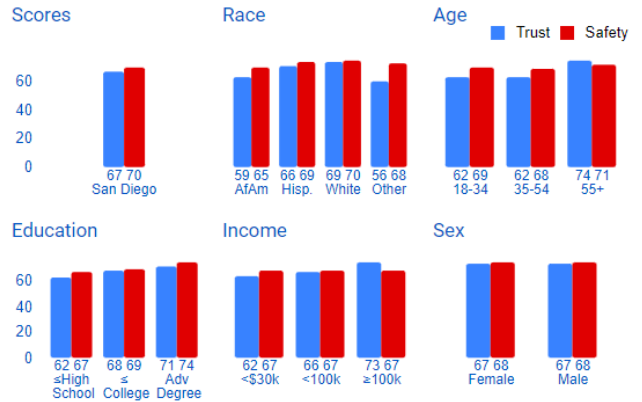
Agency	San Diego PD	Report Range	September 2022
Location	Citywide		

Summary

Citywide Trust (67) was up by 2-points compared to August. Among the 9 Divisions the most significant change in Trust scores was a substantial 5-point increase in Northwestern (74) and a 4-point increase in Northeastern (71). Citywide Safety (70) was up by 1-point compared to August with a 3-point increase in Northwestern (78) and a 2-point increase in Northeastern (73).

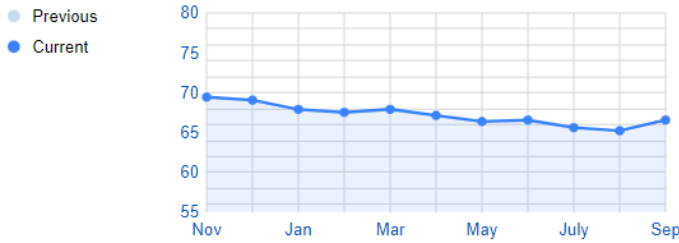
Citywide, the top concern was Homelessness (23%) followed by Streets & Traffic (22%) and Theft, Burglaries & Break-Ins (19%).

Score Benchmark Chart

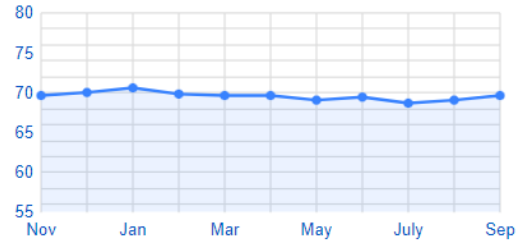


San Diego Year On Year

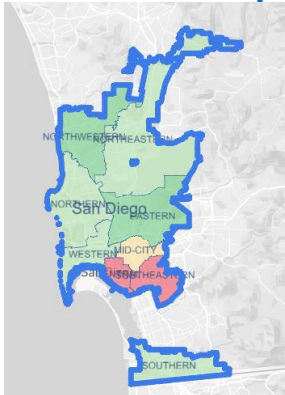
Trust



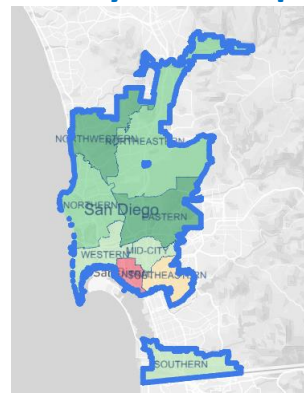
Safety



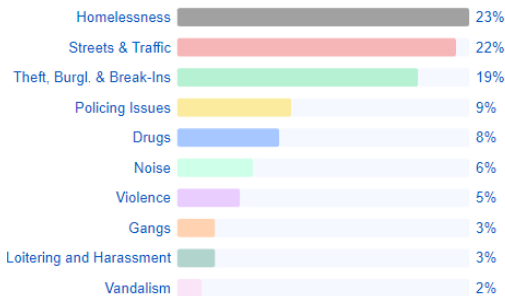
Trust Heatmap



Safety Heatmap



Citywide Concern Benchmark



About this document

What are my Trust and Safety scores?
We gather data from several hundred city residents each month and produce scores, on a scale of 0 to 100, that measure how people across the city feel.

How are concerns measured?
Residents are asked the following question: "What is the number one issue or problem on your block or in your neighborhood that you would like the police to deal with?" We process hundreds of replies each month and categorize them to give you a sense of what people are talking about.



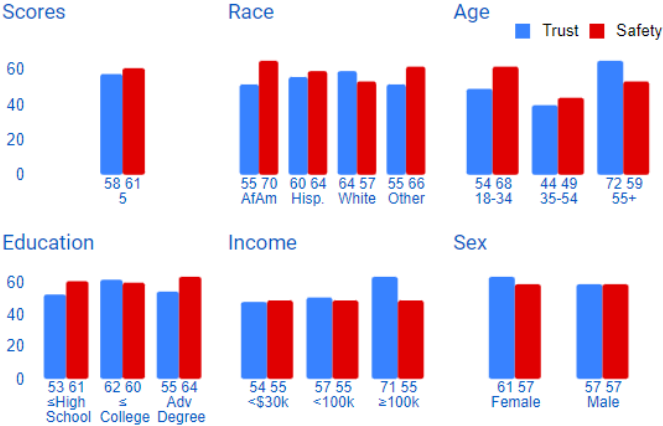
Agency	San Diego PD	Report Range	September 2022
Location	Central		

Summary

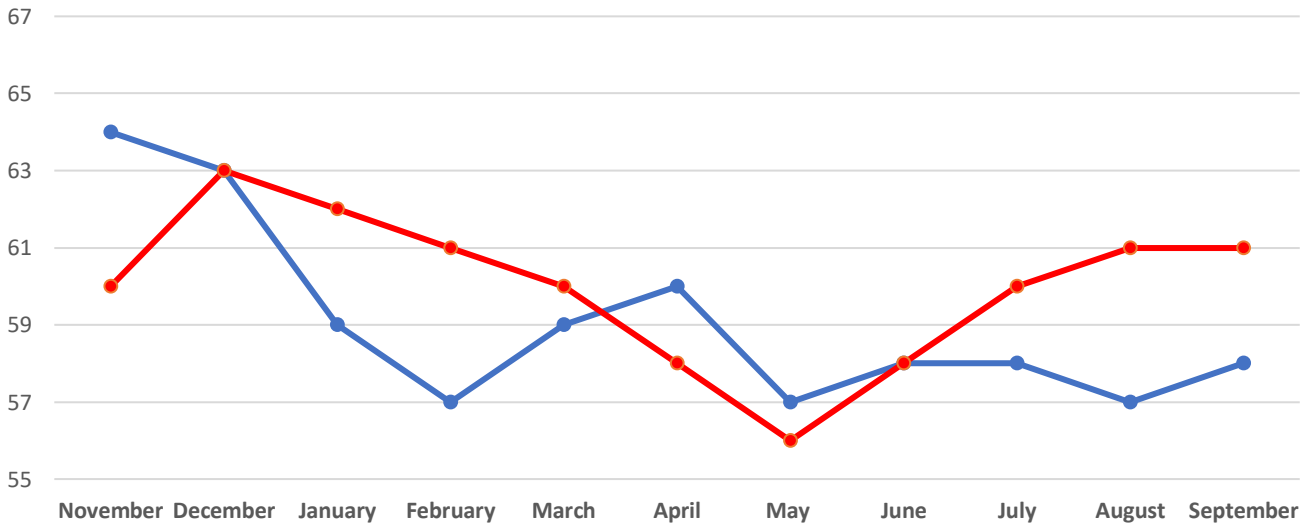
Trust for Central Division was up by 1-point compared to the previous month (58). Safety for the division was stable without change compared to the previous month (61).

Homelessness remained the main concern for the Division (49%), followed by Drugs and Theft, Burglaries & Break-Ins (11% for both).

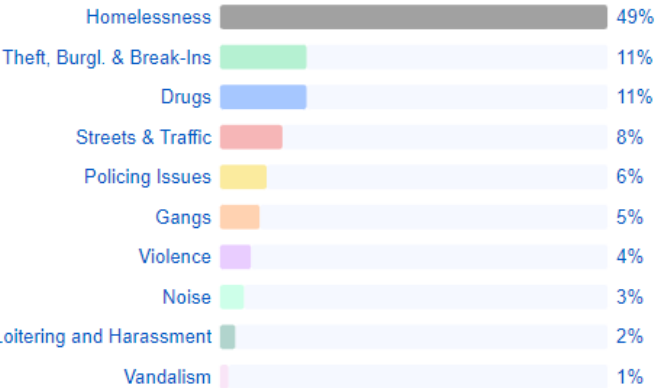
Score Benchmark Chart



● Trust ● Safety



CENTRAL Concern Benchmark



About this document

What are my Trust and Safety scores?
 We gather data from several hundred city residents each month and produce scores, on a scale of 0 to 100, that measure how people across the city feel.

How are concerns measured?
 Residents are asked the following question: "What is the number one issue or problem on your block or in your neighborhood that you would like the police to deal with?" We process hundreds of replies each month and categorize them to give you a sense of what people are talking about.



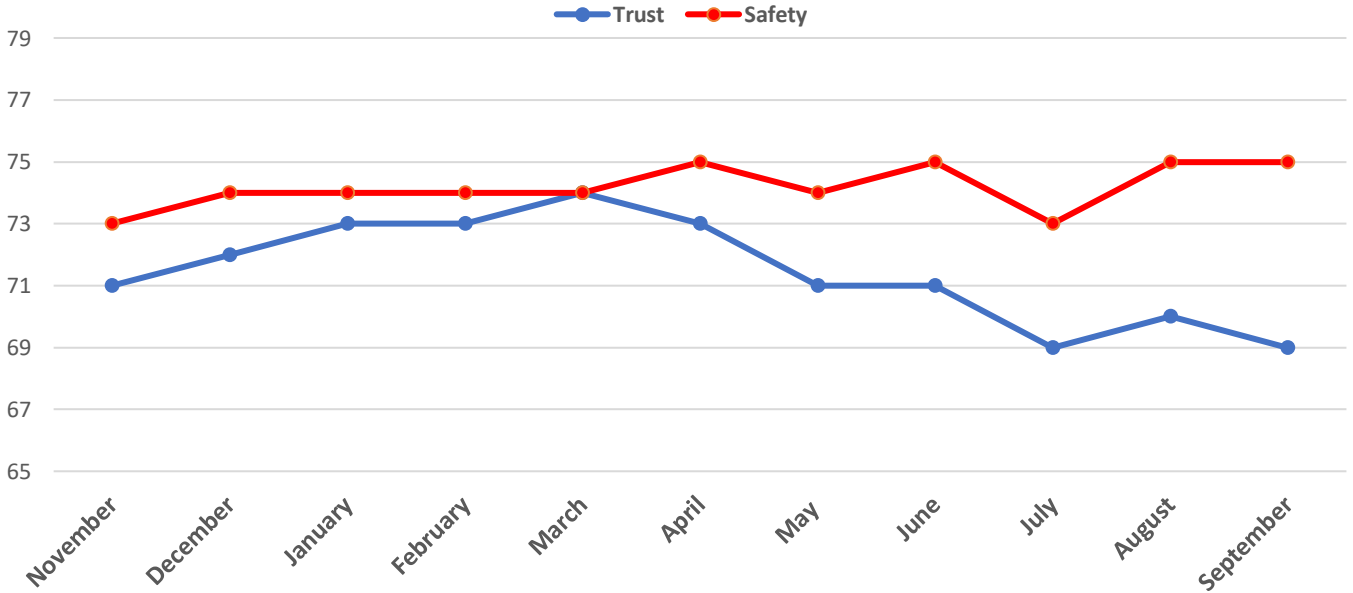
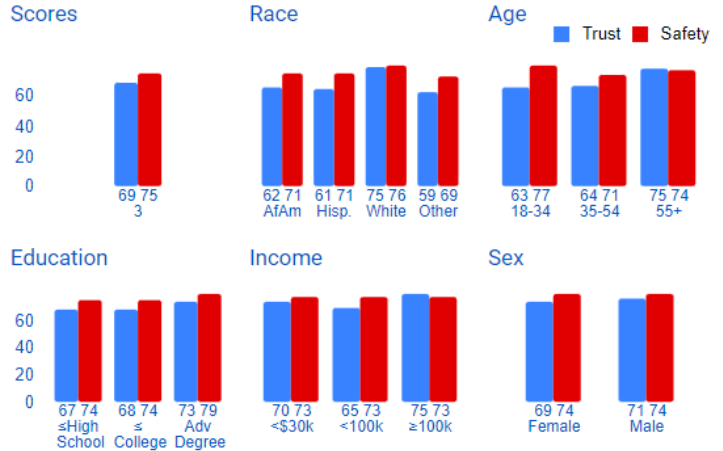
Agency	San Diego PD	Report Range	September 2022
Location	Eastern		

Summary

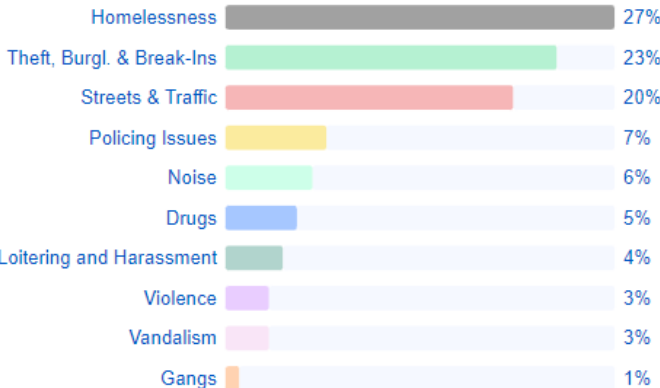
Trust for Eastern Division was down by 1-point compared to the previous month (69). Safety for the Division was stable without change compared to the previous month (75).

Homelessness was the main concern for the Division (27%), followed by Theft, Burglary and Break-Ins (23%) and Streets & Traffic (20%).

Score Benchmark Chart



EASTERN Concern Benchmark



About this document

What are my Trust and Safety scores?
 We gather data from several hundred city residents each month and produce scores, on a scale of 0 to 100, that measure how people across the city feel.

How are concerns measured?
 Residents are asked the following question: "What is the number one issue or problem on your block or in your neighborhood that you would like the police to deal with?" We process hundreds of replies each month and categorize them to give you a sense of what people are talking about.



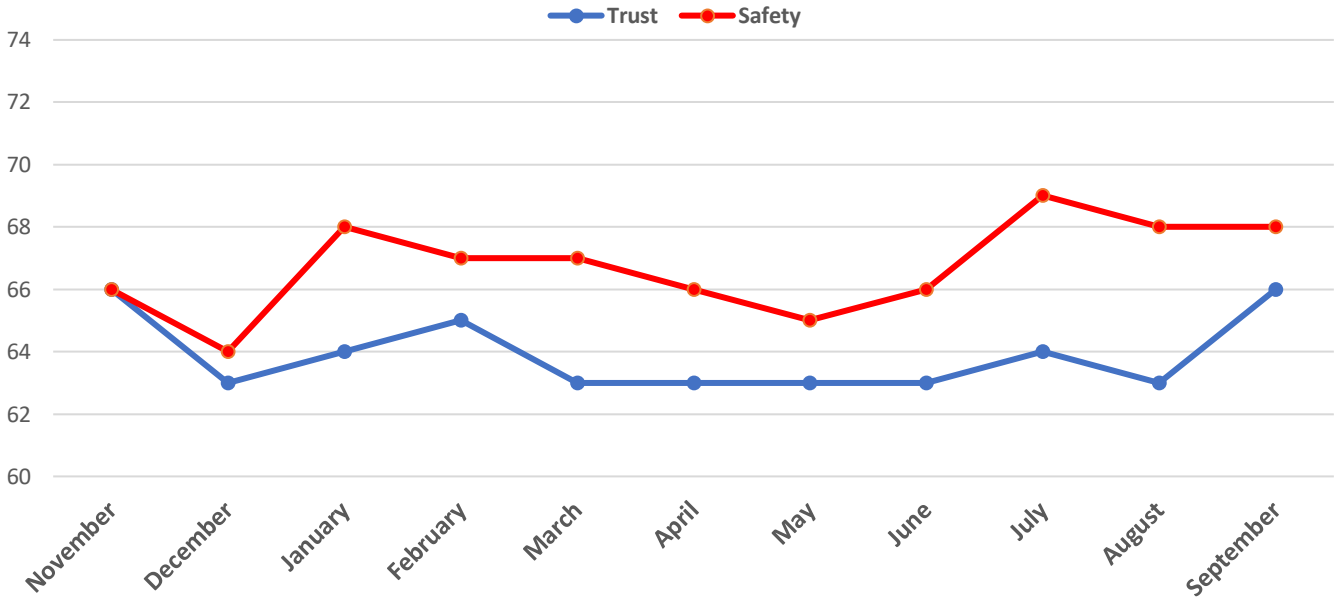
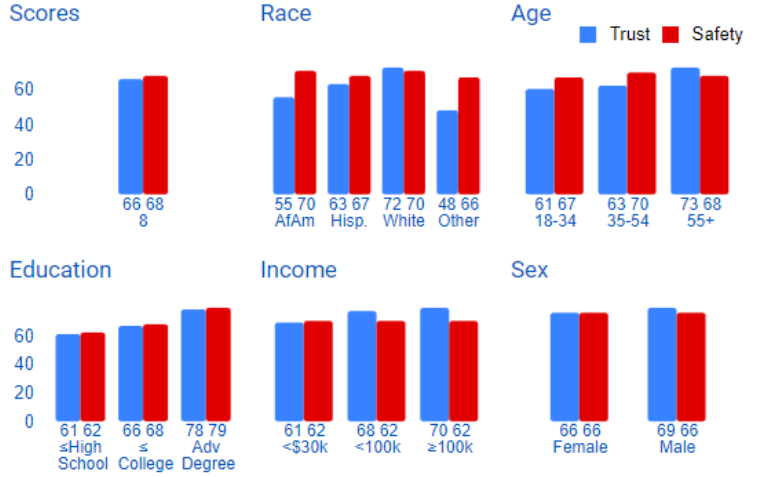
Agency	San Diego PD	Report Range	September 2022
Location	Mid-City		

Summary

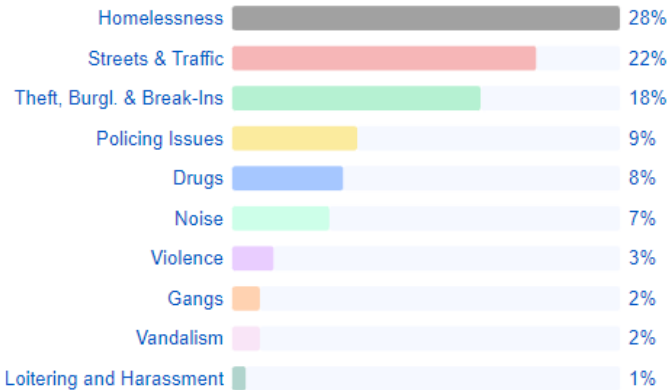
Trust for Mid-City Division was up by 3-points compared to the previous month (66). Safety for the Division was stable without change compared to the previous month (68).

Homelessness was the main concern for the Division (28%) followed by Streets & Traffic (22%) and Theft, Burglary and Break-Ins (18%).

Score Benchmark Chart



MID-CITY Concern Benchmark



About this document

What are my Trust and Safety scores?
We gather data from several hundred city residents each month and produce scores, on a scale of 0 to 100, that measure how people across the city feel.

How are concerns measured?
Residents are asked the following question: "What is the number one issue or problem on your block or in your neighborhood that you would like the police to deal with?" We process hundreds of replies each month and categorize them to give you a sense of what people are talking about.



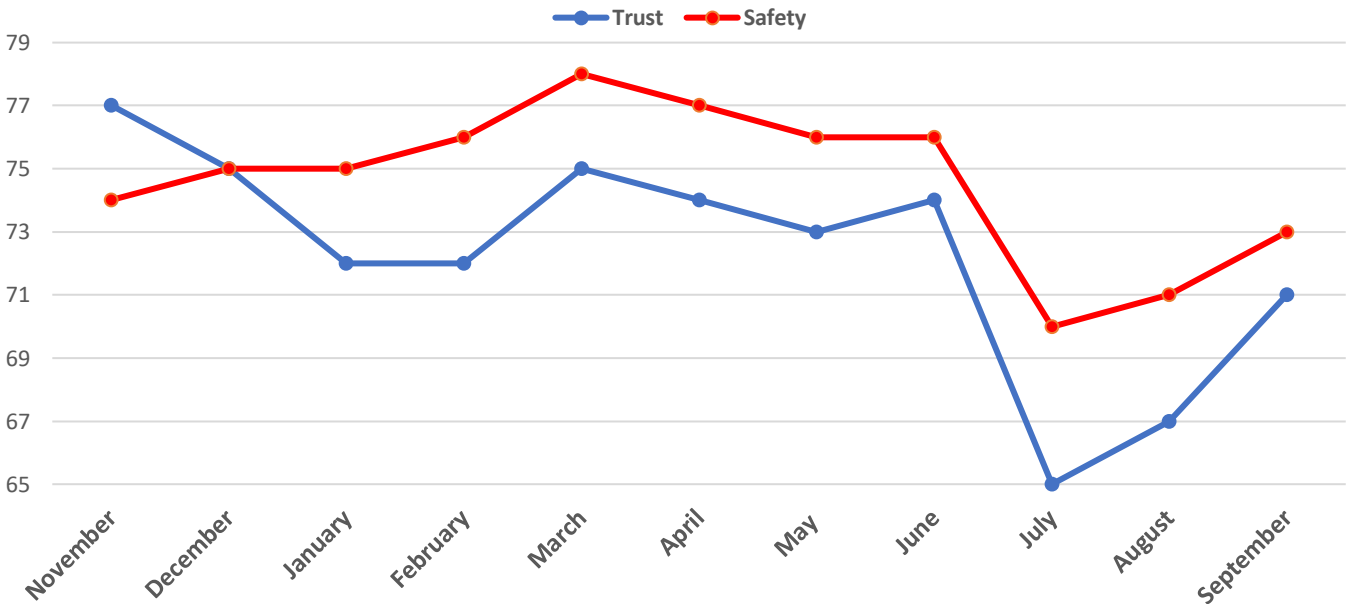
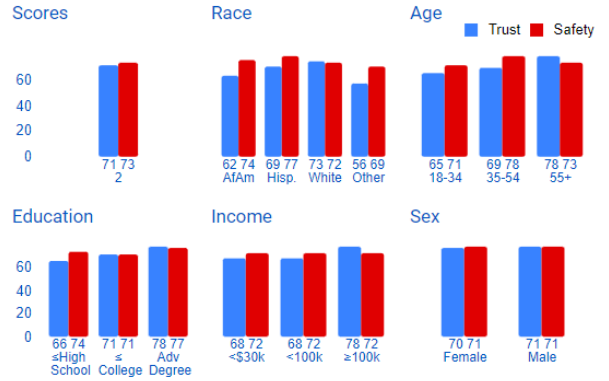
Agency	San Diego PD	Report Range	September 2022
Location	Northeastern		

Summary

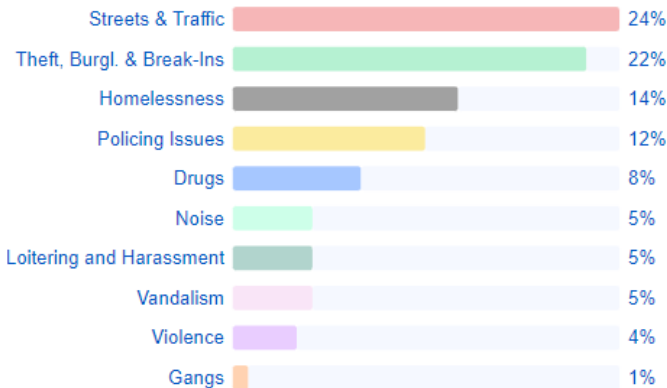
Trust for Northeastern Division was up by 4 points compared to the previous month (71). Safety for the Division was up by 2-points compared to the previous month (73).

Streets & Traffic remained the main concern for the Division (24%), followed by Theft, Burglary and Break-Ins (22%) and Homelessness (14%).

Score Benchmark Chart



NORTHEASTERN Concern Benchmark



About this document

What are my Trust and Safety scores?
We gather data from several hundred city residents each month and produce scores, on a scale of 0 to 100, that measure how people across the city feel.

How are concerns measured?
Residents are asked the following question: "What is the number one issue or problem on your block or in your neighborhood that you would like the police to deal with?" We process hundreds of replies each month and categorize them to give you a sense of what people are talking about.



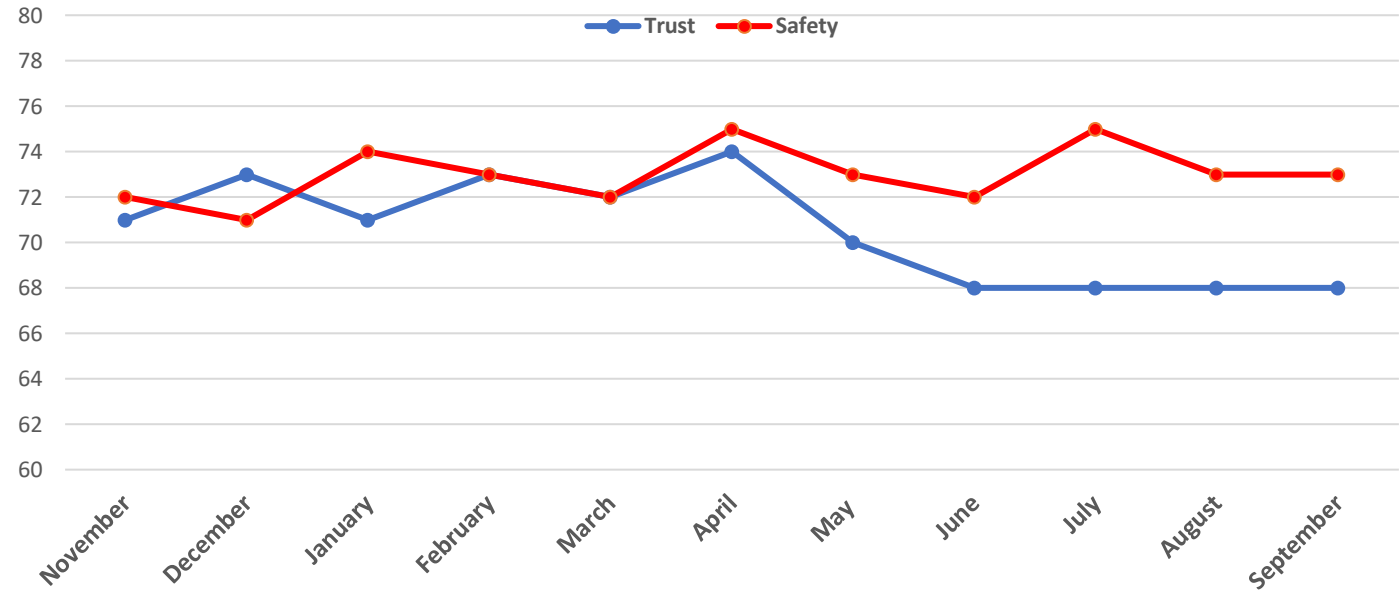
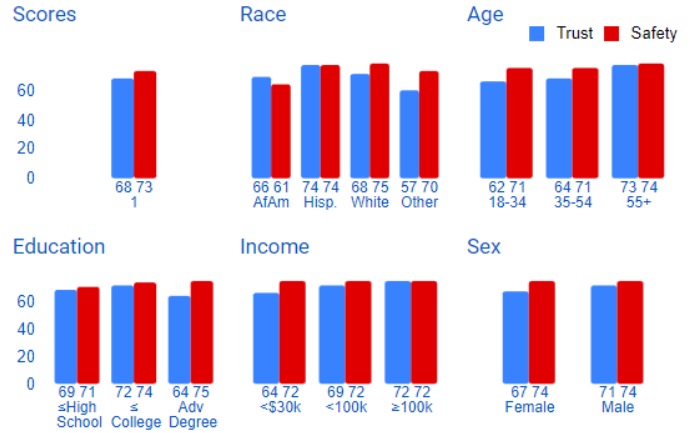
Agency	San Diego PD	Report Range	September 2022
Location	Northern		

Summary

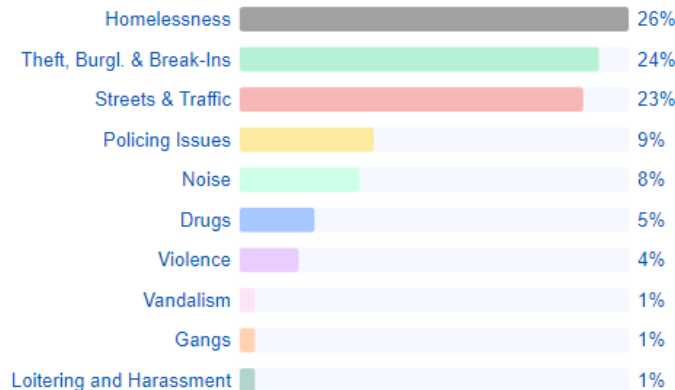
Trust for Northern Division was stable without change compared to the previous month (68). Safety for Northern Division was stable without change compared to the previous month (73).

Homelessness was the main concern for the Division (26%), followed by Theft, Burglary and Break-Ins (24%) and Streets & Traffic (23%).

Score Benchmark Chart



NORTHERN Concern Benchmark



About this document

What are my Trust and Safety scores?
We gather data from several hundred city residents each month and produce scores, on a scale of 0 to 100, that measure how people across the city feel.

How are concerns measured?
Residents are asked the following question: "What is the number one issue or problem on your block or in your neighborhood that you would like the police to deal with?" We process hundreds of replies each month and categorize them to give you a sense of what people are talking about.



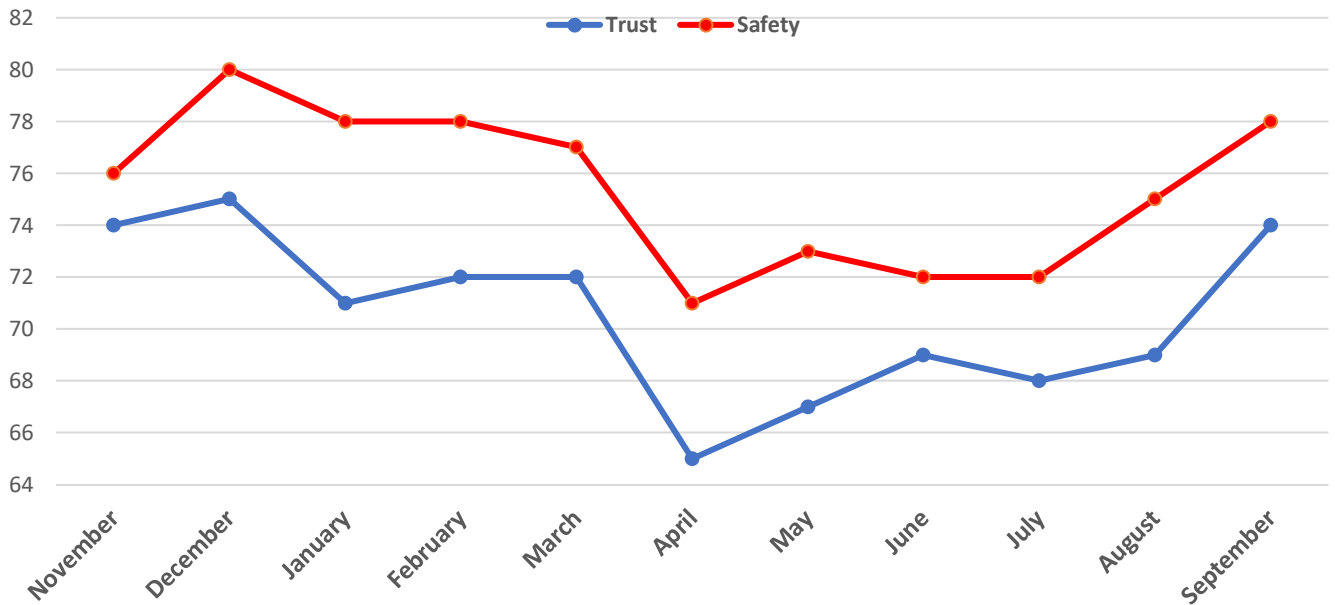
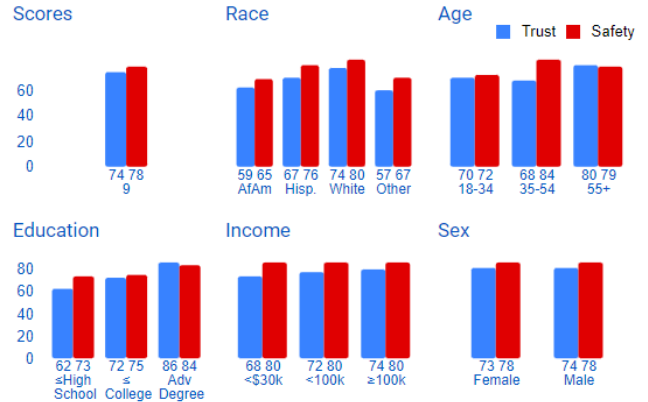
Agency	San Diego PD	Report Range	September 2022
Location	Northwestern		

Summary

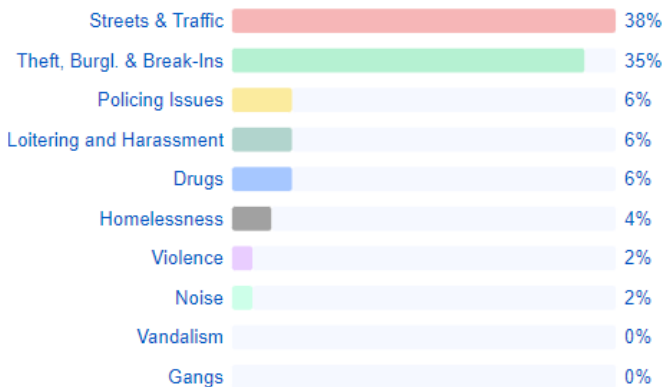
Trust for Northwestern Division was up by 5 points compared to the previous month (74). Safety for the Division was up by 3-points compared to the previous month (78).

Streets & Traffic was the main concern for the Division (38%) followed by concerns Theft, Burglary and Break-Ins (35%).

Score Benchmark Chart



NORTHWESTERN Concern Benchmark



About this document

What are my Trust and Safety scores?
We gather data from several hundred city residents each month and produce scores, on a scale of 0 to 100, that measure how people across the city feel.

How are concerns measured?
Residents are asked the following question: "What is the number one issue or problem on your block or in your neighborhood that you would like the police to deal with?" We process hundreds of replies each month and categorize them to give you a sense of what people are talking about.



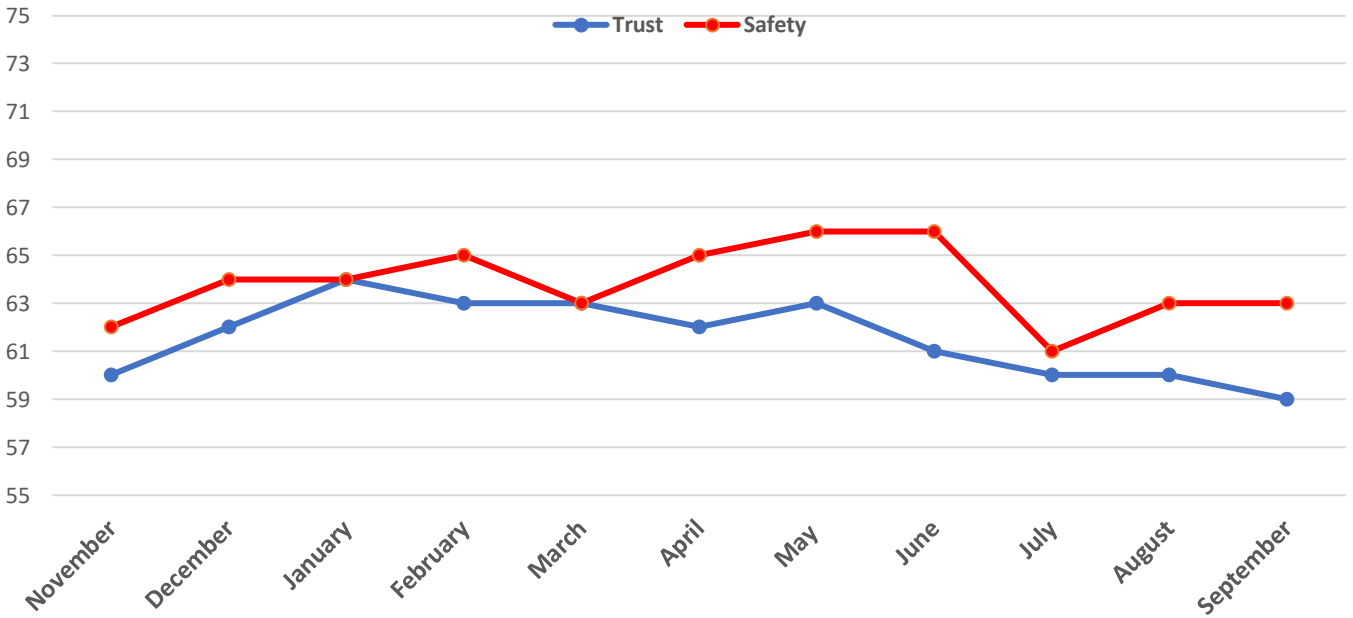
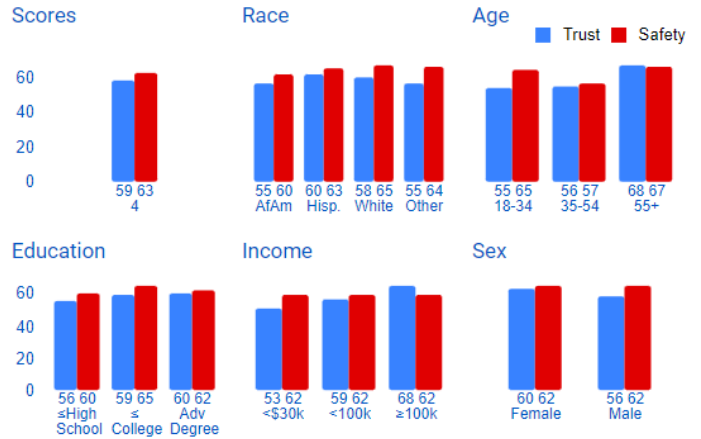
Agency	San Diego PD	Report Range	September 2022
Location	Southeastern		

Summary

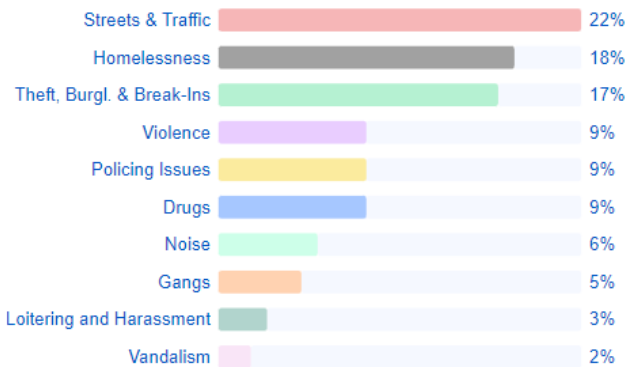
Trust for Southeastern Division was down by 1-point compared to the previous month (59). Safety for the Division was stable without change compared to the previous month (63).

Streets & Traffic was the main concern for the Division (22%), followed by Homelessness (18%) and Theft, Burglary and Break-Ins (17%).

Score Benchmark Chart



SOUTHEASTERN Concern Benchmark



About this document

What are my Trust and Safety scores?

We gather data from several hundred city residents each month and produce scores, on a scale of 0 to 100, that measure how people across the city feel.

How are concerns measured?

Residents are asked the following question: "What is the number one issue or problem on your block or in your neighborhood that you would like the police to deal with?" We process hundreds of replies each month and categorize them to give you a sense of what people are talking about.



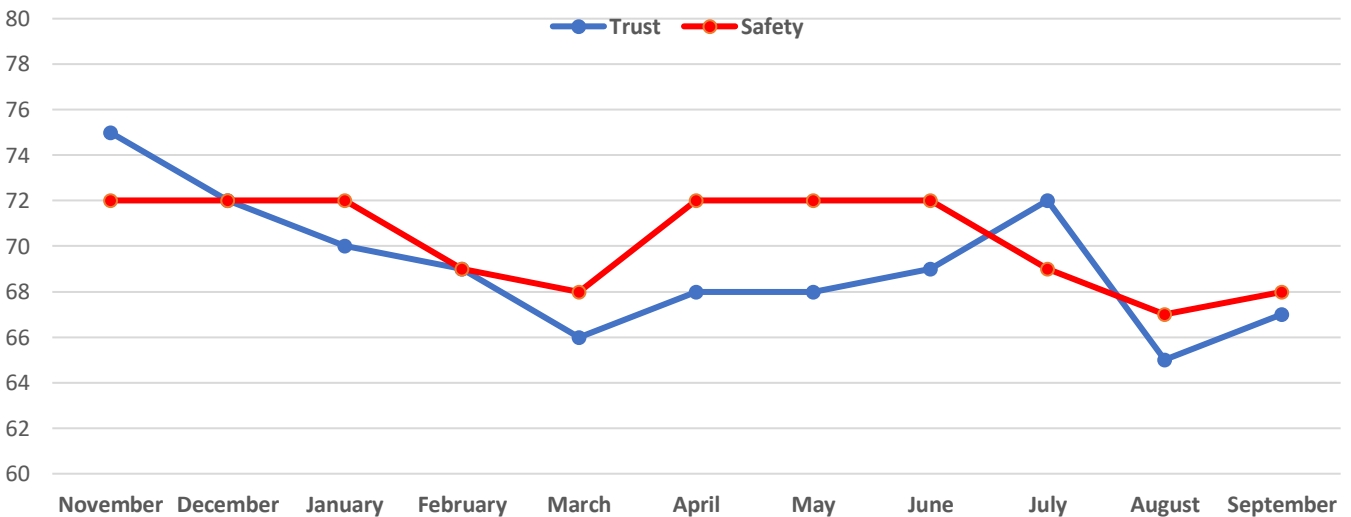
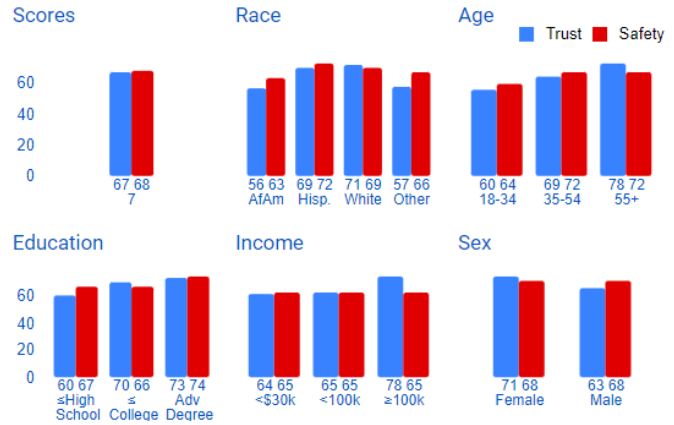
Agency	San Diego PD	Report Range	September 2022
Location	Southern		

Summary

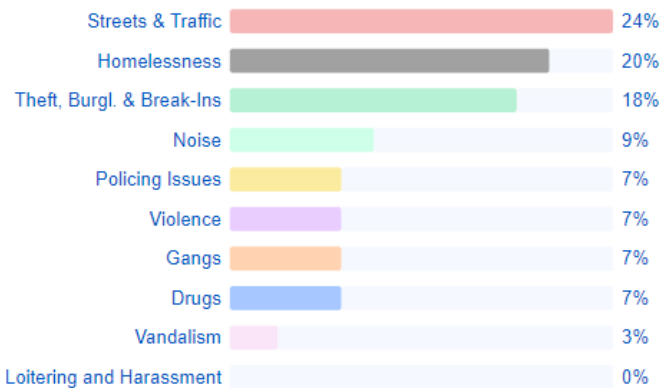
Trust for Southern Division was up by 2-points compared to the previous month (67). Safety for the Division was up by 1-point (68).

Streets & Traffic remained the main concern for the Division (24%) followed by Homelessness (20%) and Theft, Burglary and Break-Ins (18%).

Score Benchmark Chart



SOUTHERN Concern Benchmark



About this document

What are my Trust and Safety scores?

We gather data from several hundred city residents each month and produce scores, on a scale of 0 to 100, that measure how people across the city feel.

How are concerns measured?

Residents are asked the following question: "What is the number one issue or problem on your block or in your neighborhood that you would like the police to deal with?" We process hundreds of replies each month and categorize them to give you a sense of what people are talking about.



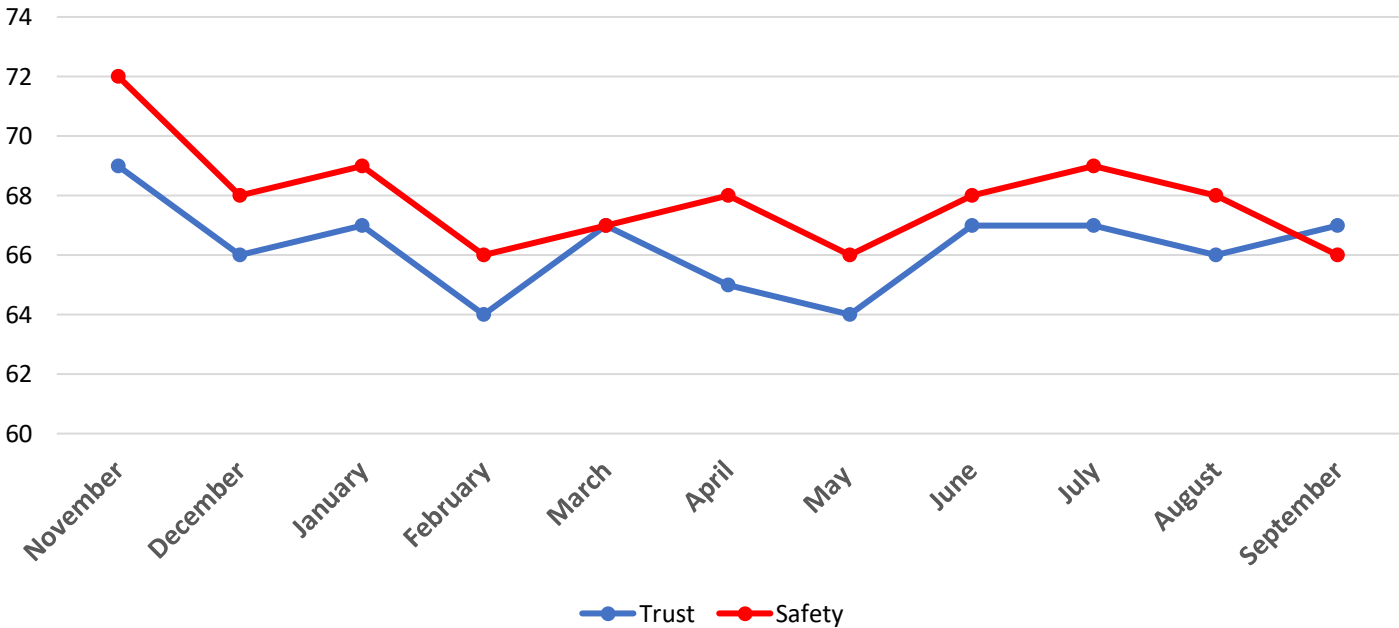
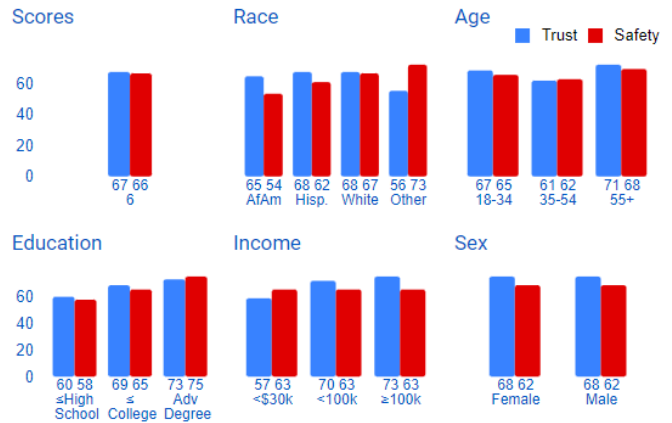
Agency	San Diego PD	Report Range	September 2022
Location	Western		

Summary

Trust for Western Division was up by a point compared to the previous month (67). Safety for the Division was down by 2 points compared to the previous month (66).

Homelessness remained the main concern for the Division (45%) followed by Theft, Burglary and Break-Ins (14%) and Streets & Traffic (13%).

Score Benchmark Chart



WESTERN Concern Benchmark



About this document

What are my Trust and Safety scores?
We gather data from several hundred city residents each month and produce scores, on a scale of 0 to 100, that measure how people across the city feel.

How are concerns measured?
Residents are asked the following question: "What is the number one issue or problem on your block or in your neighborhood that you would like the police to deal with?" We process hundreds of replies each month and categorize them to give you a sense of what people are talking about.