



Agency	San Diego PD	Report Range	November 2021
Location	Citywide		

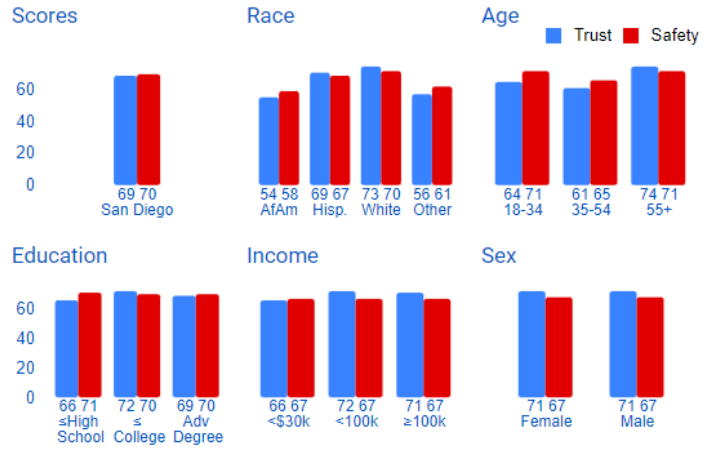
Summary

The score for citywide Trust for November was 69. Among all nine divisions, trust was highest for the Northeastern Division (77) and lowest for the Southeastern Division (60).

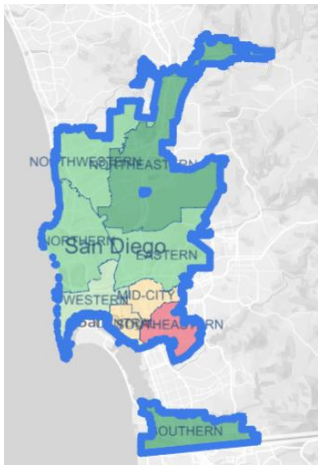
The score for citywide Safety for November was 70. Among all nine divisions, safety was highest for the Northwestern Division (76) and lowest for the Central Division (60).

Citywide, the top concern was Streets & Traffic (24%), followed by Homelessness (22%) and Theft, Burglaries & Break-Ins (21%).

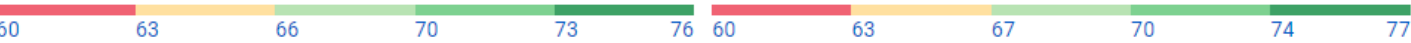
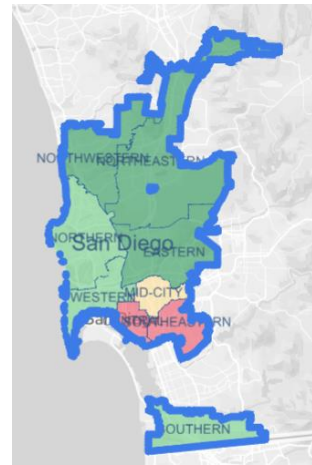
Score Benchmark Chart



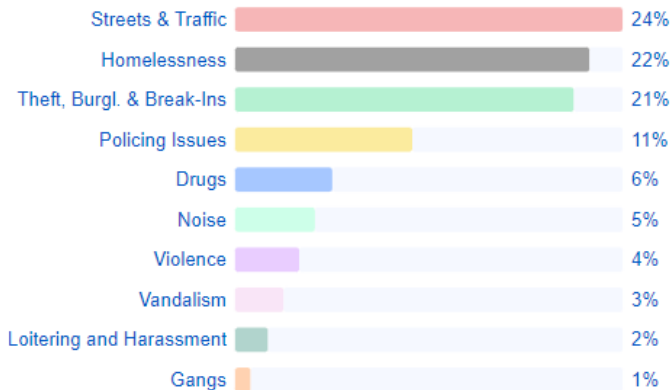
Trust Heatmap



Safety Heatmap



Citywide Concern Benchmark



About this document

What are my Trust and Safety scores?
We gather data from several hundred city residents each month and produce scores, on a scale of 0 to 100, that measure how people across the city feel.

How are concerns measured?
Residents are asked the following question: "What is the number one issue or problem on your block or in your neighborhood that you would like the police to deal with?" We process hundreds of replies each month and categorize them to give you a sense of what people are talking about.



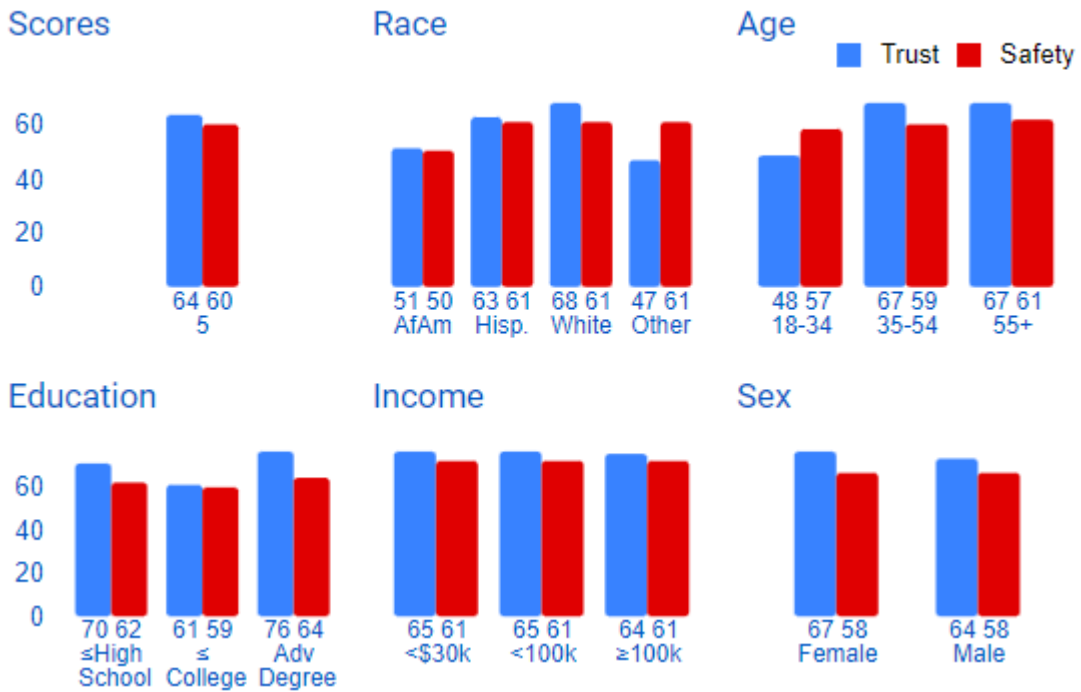
Agency	San Diego PD	Report Range	November 2021
Location	Central		

Summary

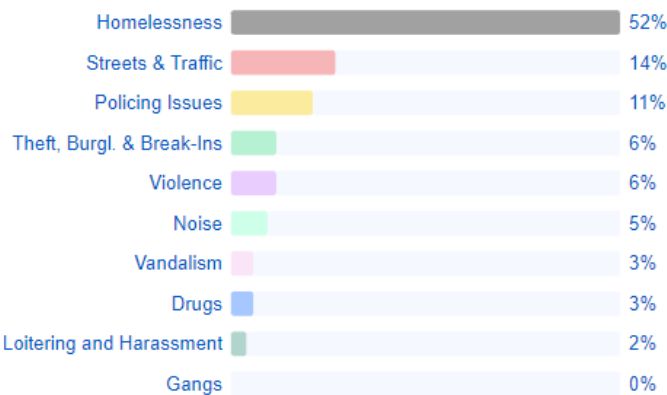
Trust for Central Division was 64 for November and the monthly Safety score was 60.

Homelessness was by far the main concern for the division (52%), followed by Streets & Traffic (14%) and Policing Issues (11%).

Score Benchmark Chart



CENTRAL Concern Benchmark



About this document

What are my Trust and Safety scores?

We gather data from several hundred city residents each month and produce scores, on a scale of 0 to 100, that measure how people across the city feel.

How are concerns measured?

Residents are asked the following question: "What is the number one issue or problem on your block or in your neighborhood that you would like the police to deal with?" We process hundreds of replies each month and categorize them to give you a sense of what people are talking about.



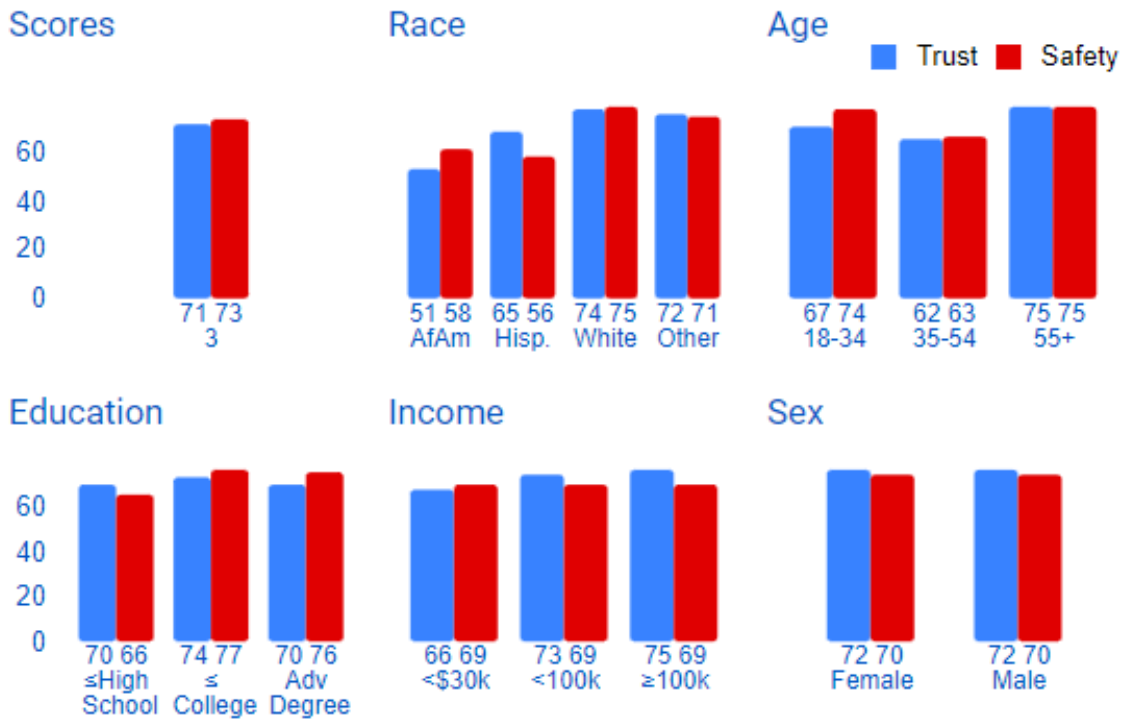
Agency	San Diego PD	Report Range	November 2021
Location	Eastern		

Summary

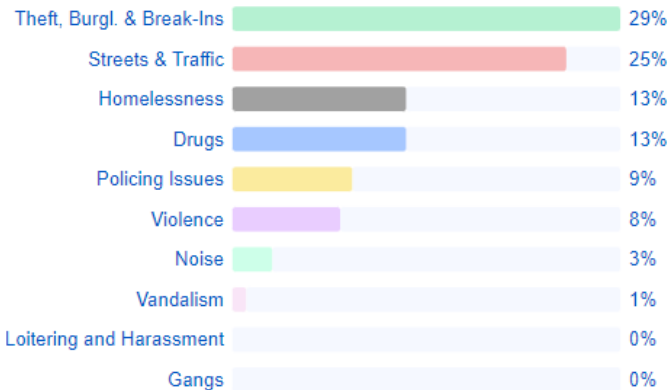
Trust for Eastern Division was 71 for November and the monthly Safety score was 73.

Theft, Burglary and Break-Ins was the main concern for the division (29%), followed by Streets & Traffic (25%), Homelessness and Drugs (both 13%).

Score Benchmark Chart



EASTERN Concern Benchmark



About this document

What are my Trust and Safety scores?
We gather data from several hundred city residents each month and produce scores, on a scale of 0 to 100, that measure how people across the city feel.

How are concerns measured?
Residents are asked the following question: "What is the number one issue or problem on your block or in your neighborhood that you would like the police to deal with?" We process hundreds of replies each month and categorize them to give you a sense of what people are talking about.



Agency	San Diego PD	Report Range	November 2021
Location	Mid-City		

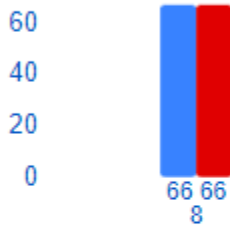
Summary

Trust and Safety for Mid-City division were both 66 for November.

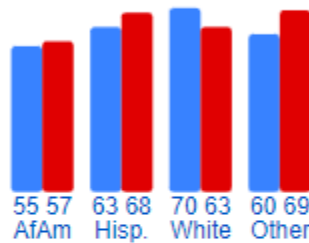
Homelessness was the main concern for the division (27%), followed by and Theft, Burglary and Break-Ins (21%) and Streets & Traffic (20%).

Score Benchmark Chart

Scores

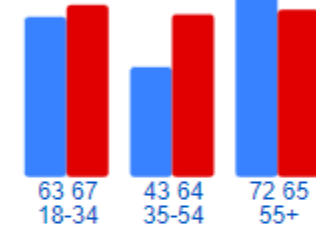


Race

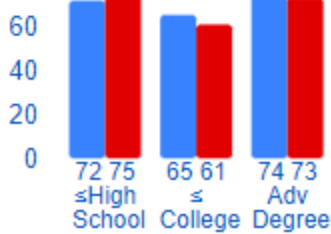


Age

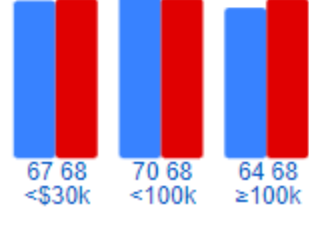
Trust Safety



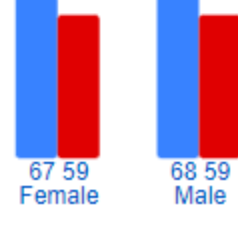
Education



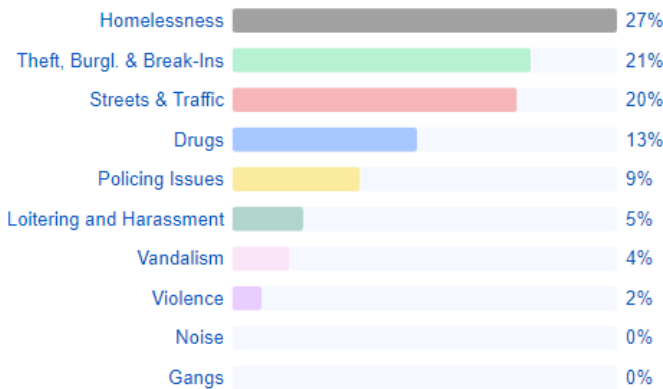
Income



Sex



MID-CITY Concern Benchmark



About this document

What are my Trust and Safety scores?

We gather data from several hundred city residents each month and produce scores, on a scale of 0 to 100, that measure how people across the city feel.

How are concerns measured?

Residents are asked the following question: "What is the number one issue or problem on your block or in your neighborhood that you would like the police to deal with?" We process hundreds of replies each month and categorize them to give you a sense of what people are talking about.



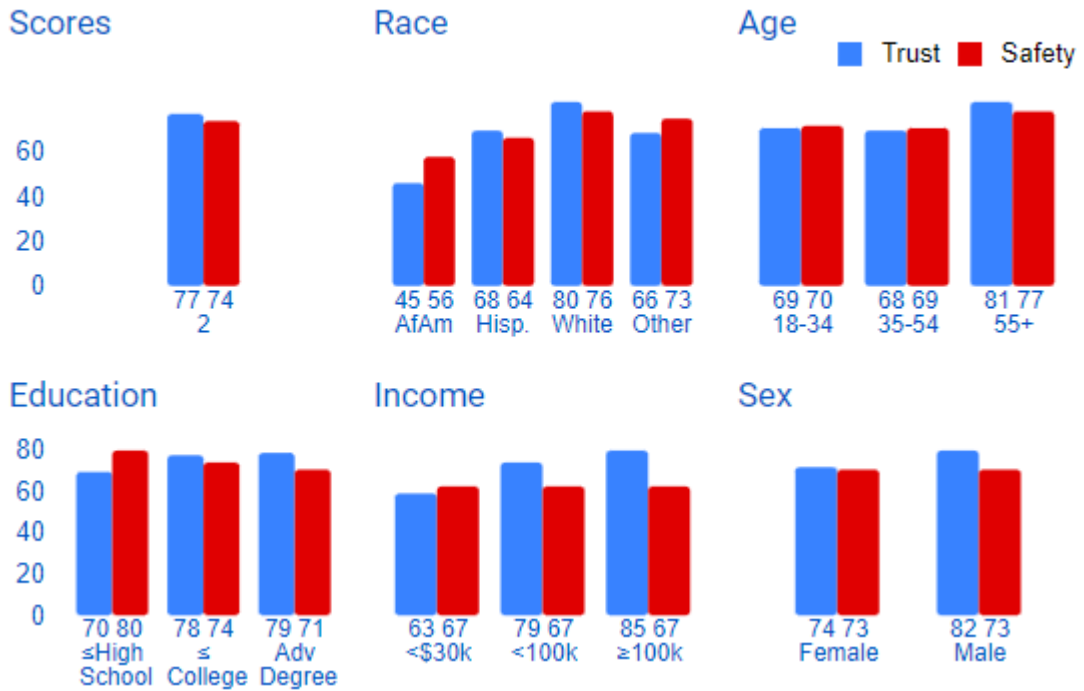
Agency	San Diego PD	Report Range	November 2021
Location	Northeastern		

Summary

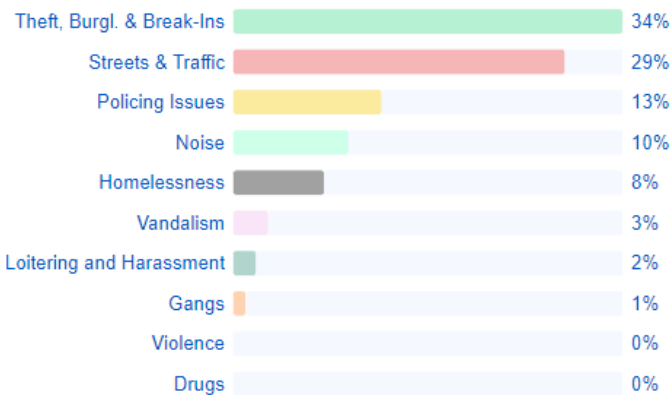
Trust for Northeastern Division was 72 for November and the monthly Safety score was 74.

Theft, Burglary and Break-Ins was the main concern for the division (34%), followed by Streets & Traffic (29%) and Policing Issues (13%).

Score Benchmark Chart



NORTHEASTERN Concern Benchmark



About this document

What are my Trust and Safety scores?
We gather data from several hundred city residents each month and produce scores, on a scale of 0 to 100, that measure how people across the city feel.

How are concerns measured?
Residents are asked the following question: "What is the number one issue or problem on your block or in your neighborhood that you would like the police to deal with?" We process hundreds of replies each month and categorize them to give you a sense of what people are talking about.



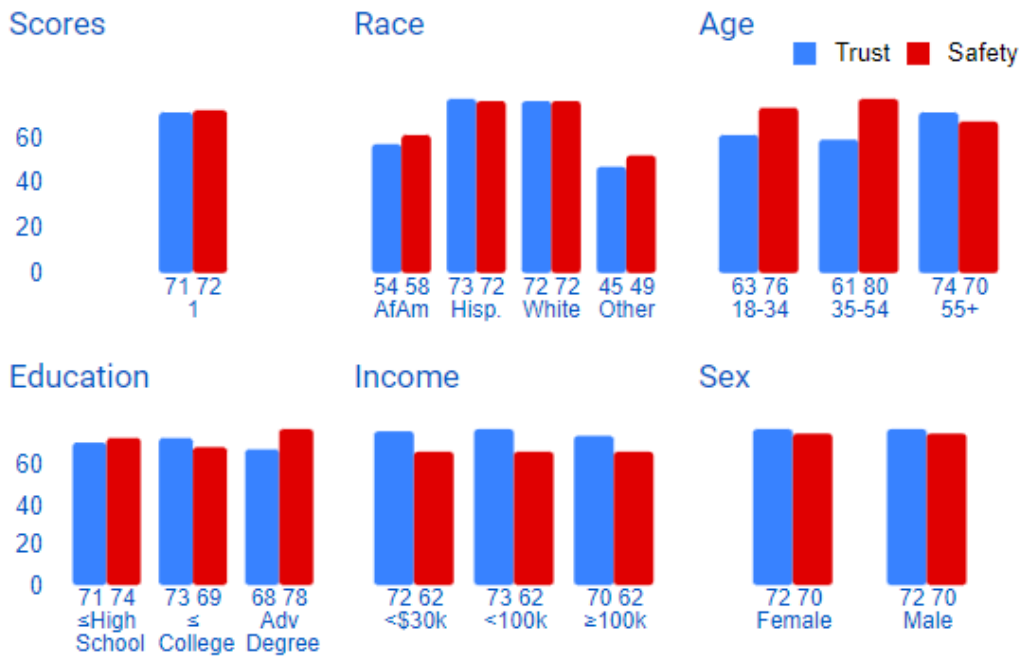
Agency	San Diego PD	Report Range	November 2021
Location	Northern		

Summary

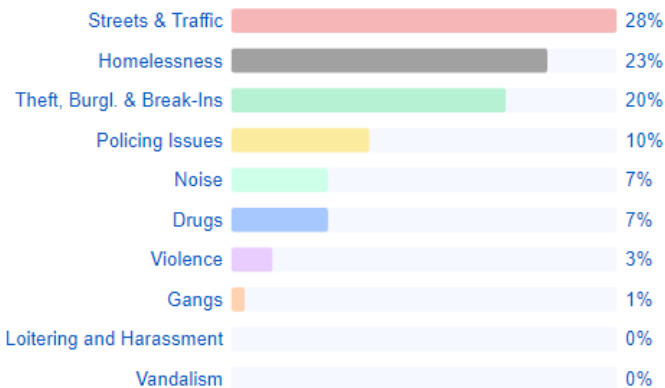
Trust for Northern Division was 71 for November and the monthly Safety score was 72.

Streets & Traffic was the main concern for the division (28%), followed by Homelessness (23%) and Theft, Burglary and Break-Ins. (20%).

Score Benchmark Chart



NORTHERN Concern Benchmark



About this document

What are my Trust and Safety scores?

We gather data from several hundred city residents each month and produce scores, on a scale of 0 to 100, that measure how people across the city feel.

How are concerns measured?

Residents are asked the following question: "What is the number one issue or problem on your block or in your neighborhood that you would like the police to deal with?" We process hundreds of replies each month and categorize them to give you a sense of what people are talking about.



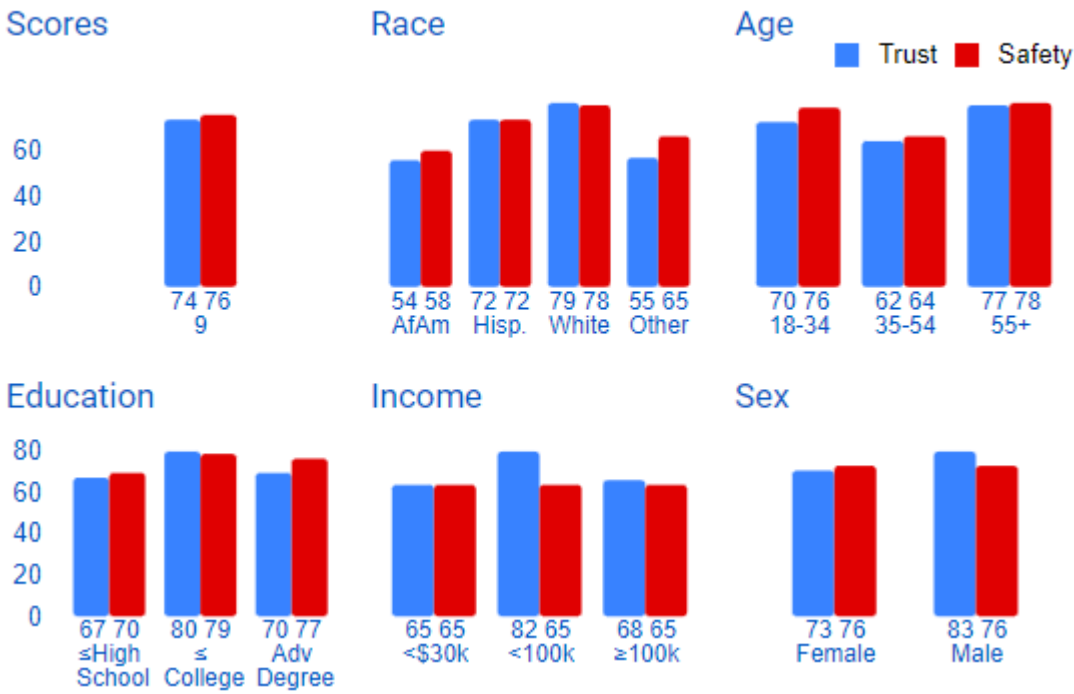
Agency	San Diego PD	Report Range	November 2021
Location	Northwestern		

Summary

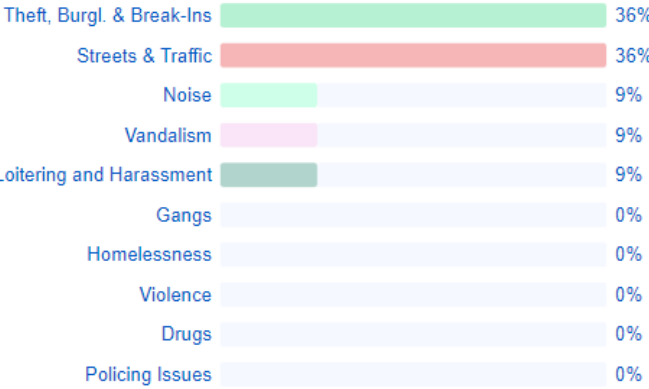
Trust for Northwestern Division was 74 for November and the monthly Safety score was 76.

Theft, Burglary and Break-Ins and Streets & Traffic were the main concerns for the division (36% for both), followed by Noise, Vandalism and Loitering & Harassment (9% for all).

Score Benchmark Chart



NORTHWESTERN Concern Benchmark



About this document

What are my Trust and Safety scores?
 We gather data from several hundred city residents each month and produce scores, on a scale of 0 to 100, that measure how people across the city feel.

How are concerns measured?
 Residents are asked the following question: "What is the number one issue or problem on your block or in your neighborhood that you would like the police to deal with?" We process hundreds of replies each month and categorize them to give you a sense of what people are talking about.



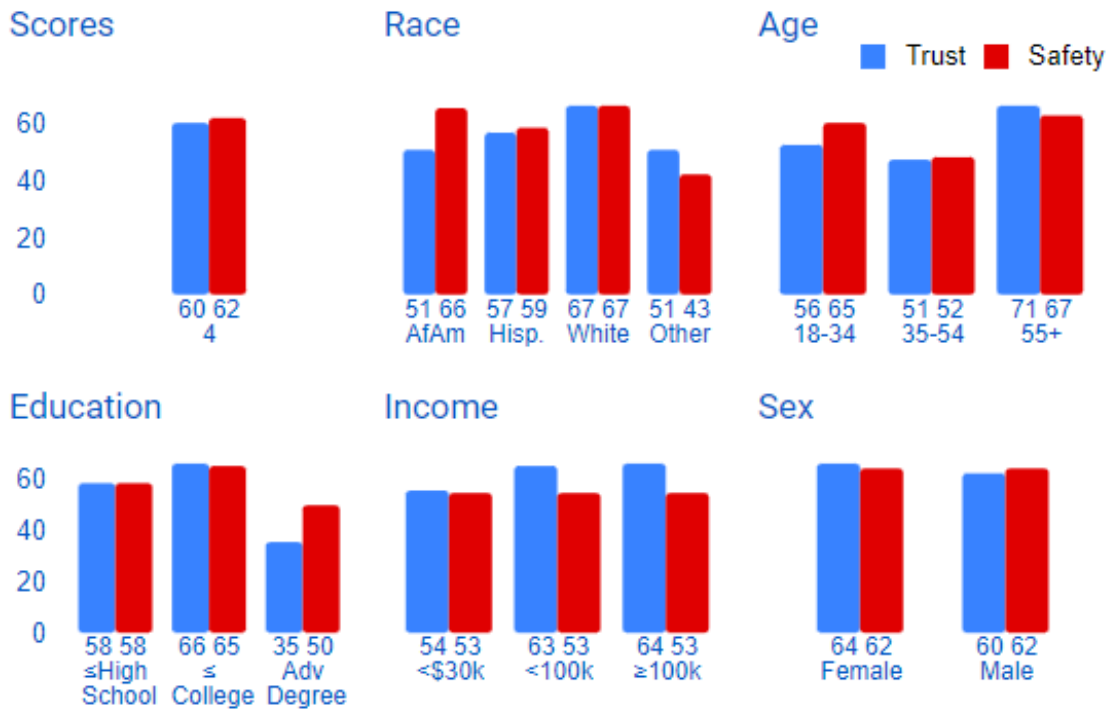
Agency	San Diego PD	Report Range	November 2021
Location	Southeastern		

Summary

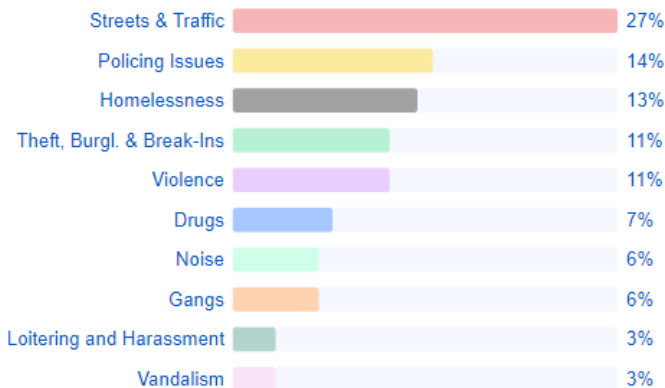
Trust for Southeastern Division was 60 for November and the monthly Safety score was 62.

Streets & Traffic was the main concern for the division (27%), followed by Policing Issues (14%), Homelessness (13%).

Score Benchmark Chart



SOUTHEASTERN Concern Benchmark



About this document

What are my Trust and Safety scores?

We gather data from several hundred city residents each month and produce scores, on a scale of 0 to 100, that measure how people across the city feel.

How are concerns measured?

Residents are asked the following question: "What is the number one issue or problem on your block or in your neighborhood that you would like the police to deal with?" We process hundreds of replies each month and categorize them to give you a sense of what people are talking about.



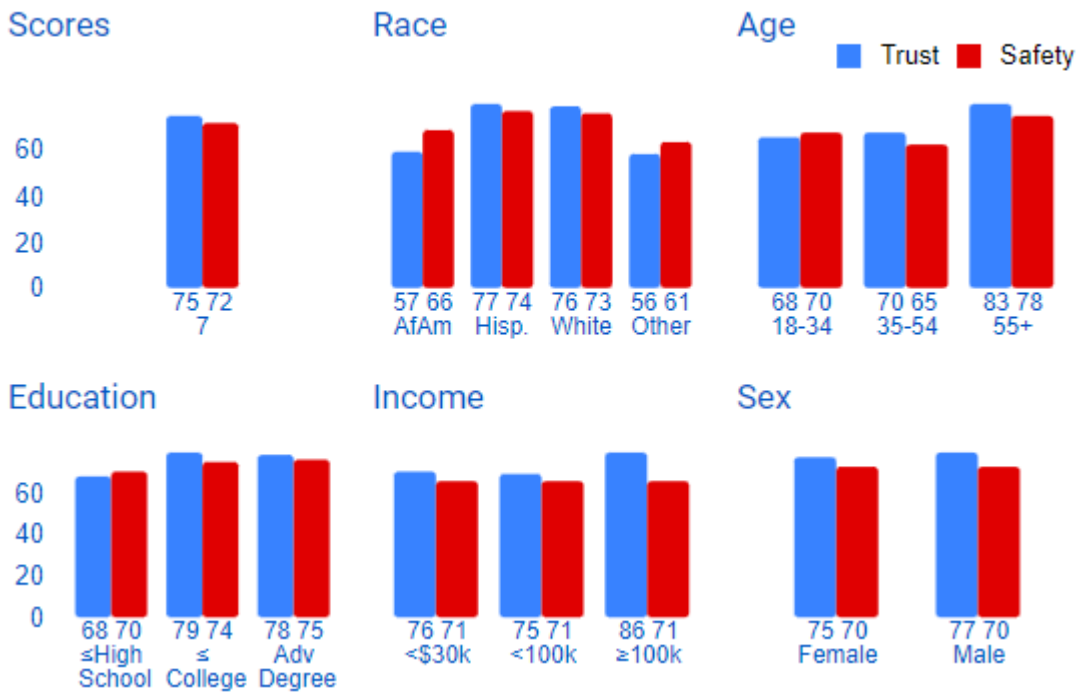
Agency	San Diego PD	Report Range	November 2021
Location	Southern		

Summary

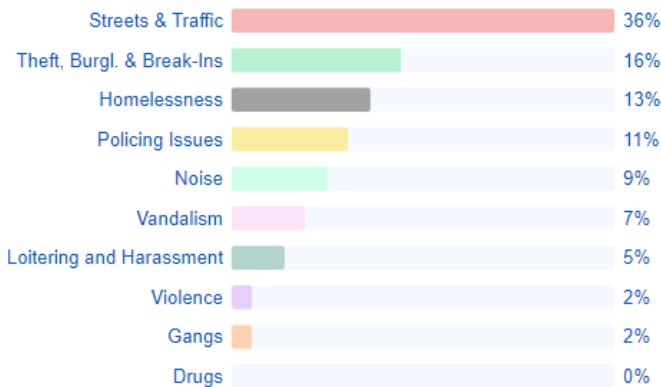
Trust for Southern Division was 75 for November and the monthly Safety score was 72.

Streets & Traffic was the main concern for the division (36%), followed by and Theft, Burglary and Break-Ins (16%) and Homelessness (13%).

Score Benchmark Chart



SOUTHERN Concern Benchmark



About this document

What are my Trust and Safety scores?

We gather data from several hundred city residents each month and produce scores, on a scale of 0 to 100, that measure how people across the city feel.

How are concerns measured?

Residents are asked the following question: "What is the number one issue or problem on your block or in your neighborhood that you would like the police to deal with?" We process hundreds of replies each month and categorize them to give you a sense of what people are talking about.



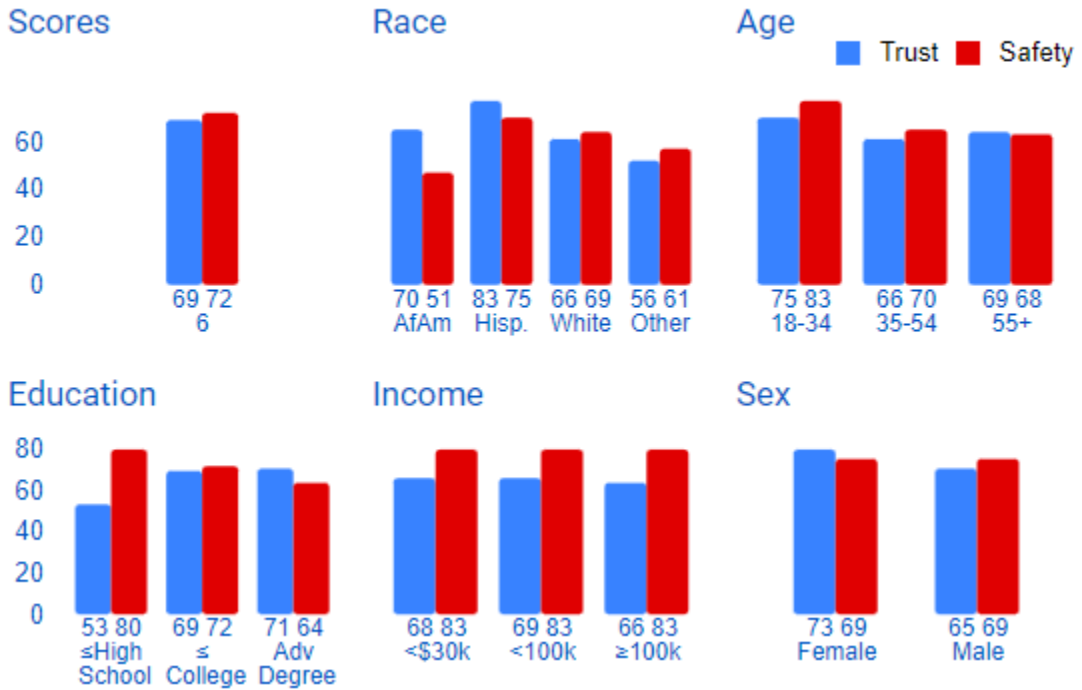
Agency	San Diego PD	Report Range	November 2021
Location	Western		

Summary

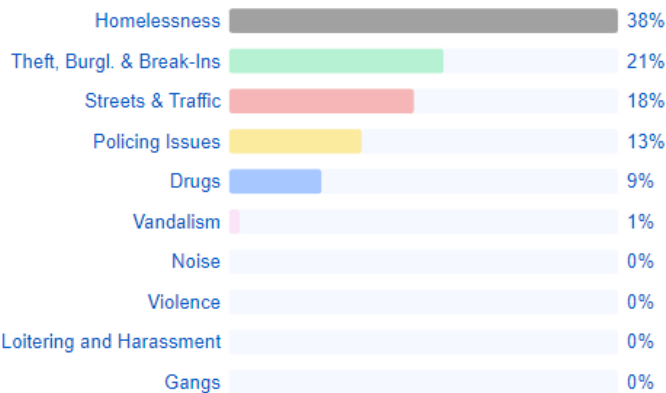
Trust for Western Division was 69 for November and the monthly Safety score was 72.

Homelessness was by far the main concern for the division (38%), followed by and Theft, Burglary and Break-Ins (21%) and Streets & Traffic (18%).

Score Benchmark Chart



WESTERN Concern Benchmark



About this document

What are my Trust and Safety scores?

We gather data from several hundred city residents each month and produce scores, on a scale of 0 to 100, that measure how people across the city feel.

How are concerns measured?

Residents are asked the following question: "What is the number one issue or problem on your block or in your neighborhood that you would like the police to deal with?" We process hundreds of replies each month and categorize them to give you a sense of what people are talking about.