



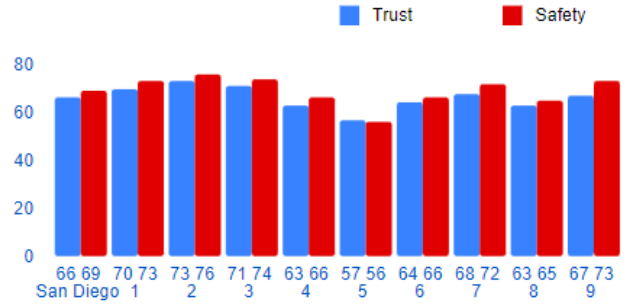
Agency	San Diego PD	Report Range	May 2022
Location	Citywide		

Summary

Citywide Trust (66) was down by 1-point compared to April. Among the 9 Divisions the most significant change in Trust scores was a 4-point drop in Northern (70). Citywide Safety (69) was also down by 1-point compared to April with a 2-point drops for Central (56), Northern (73) and Western (66).

Citywide, the top concern was Homelessness (22%) followed by Theft, Burglaries & Break-Ins (21%) and Streets & Traffic (20%).

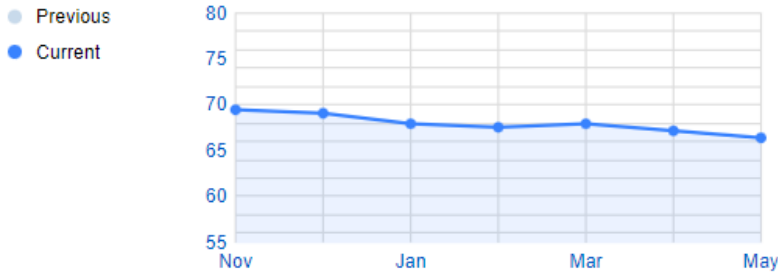
Score Benchmark Chart



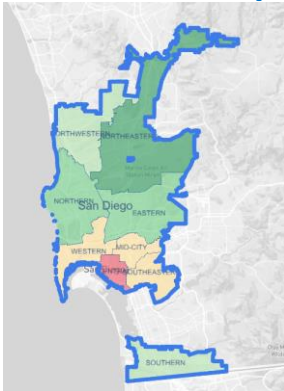
San Diego Year On Year

Trust

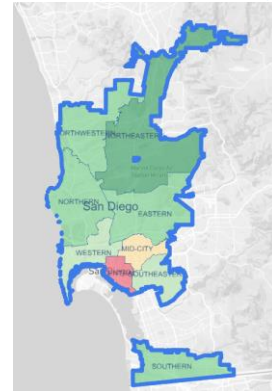
Safety



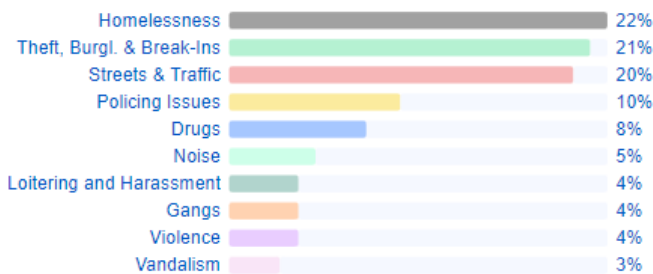
Trust Heatmap



Safety Heatmap



Citywide Concern Benchmark



About this document

What are Trust and Safety scores?

We gather data from city residents each month and produce scores, on a scale of 0 to 100, that measure how people across the city feel.

How are concerns measured?

Residents are asked the following question: "What is the number one issue or problem on your block or in your neighborhood that you'd like the police to deal with?" We process hundreds of replies per month and categorize them.



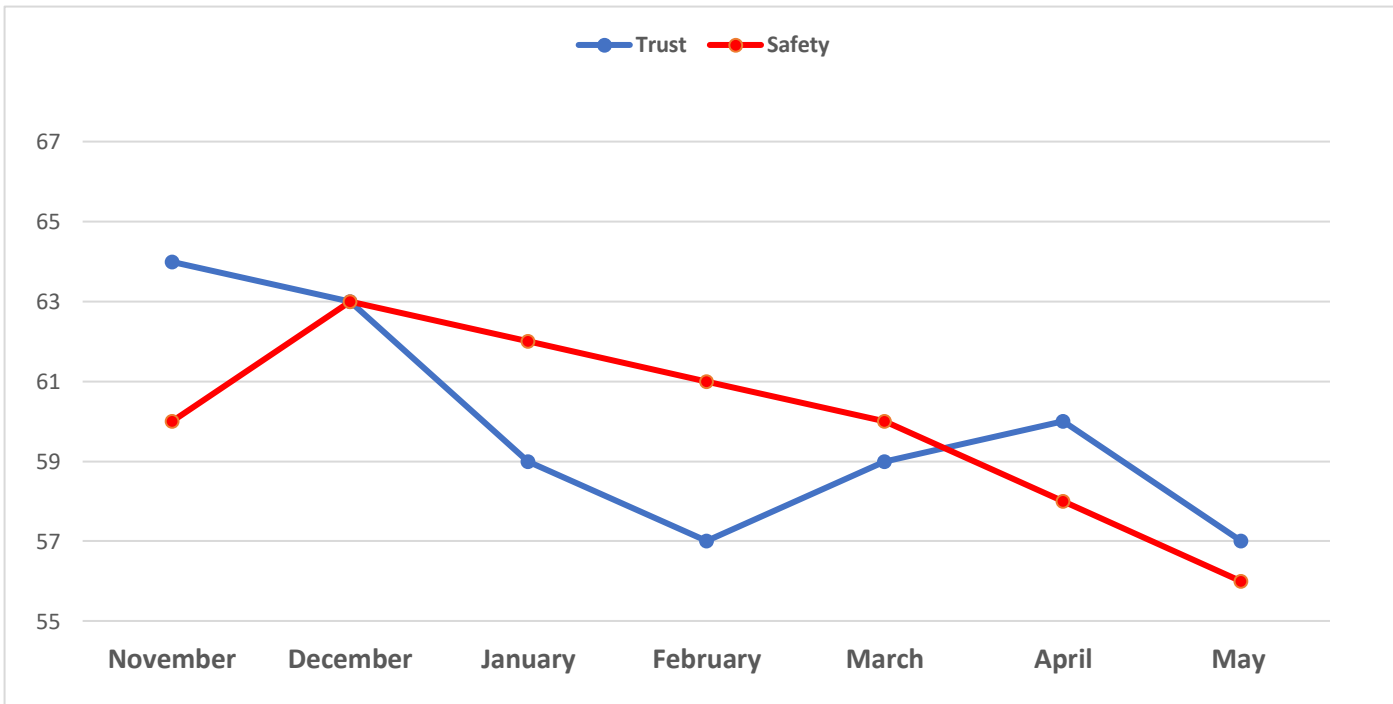
Agency	San Diego PD	Report Range	May 2022
Location	Central		

Summary

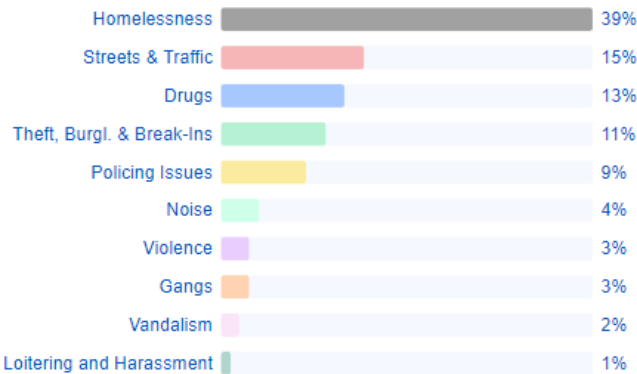
Trust for Central Division was down by 3 points compared to the previous month (57). Safety for the division was down by 2 points compared to the previous month (56), marking a 7-point drop since December.

Homelessness was by far the main concern for the division (39%), followed by Streets & Traffic (15%) and Drugs (13%).

Score Benchmark Chart



CENTRAL Concern Benchmark



About this document

What are my Trust and Safety scores?
We gather data from several hundred city residents each month and produce scores, on a scale of 0 to 100, that measure how people across the city feel.

How are concerns measured?
Residents are asked the following question: "What is the number one issue or problem on your block or in your neighborhood that you would like the police to deal with?" We process hundreds of replies each month and categorize them to give you a sense of what people are talking about.



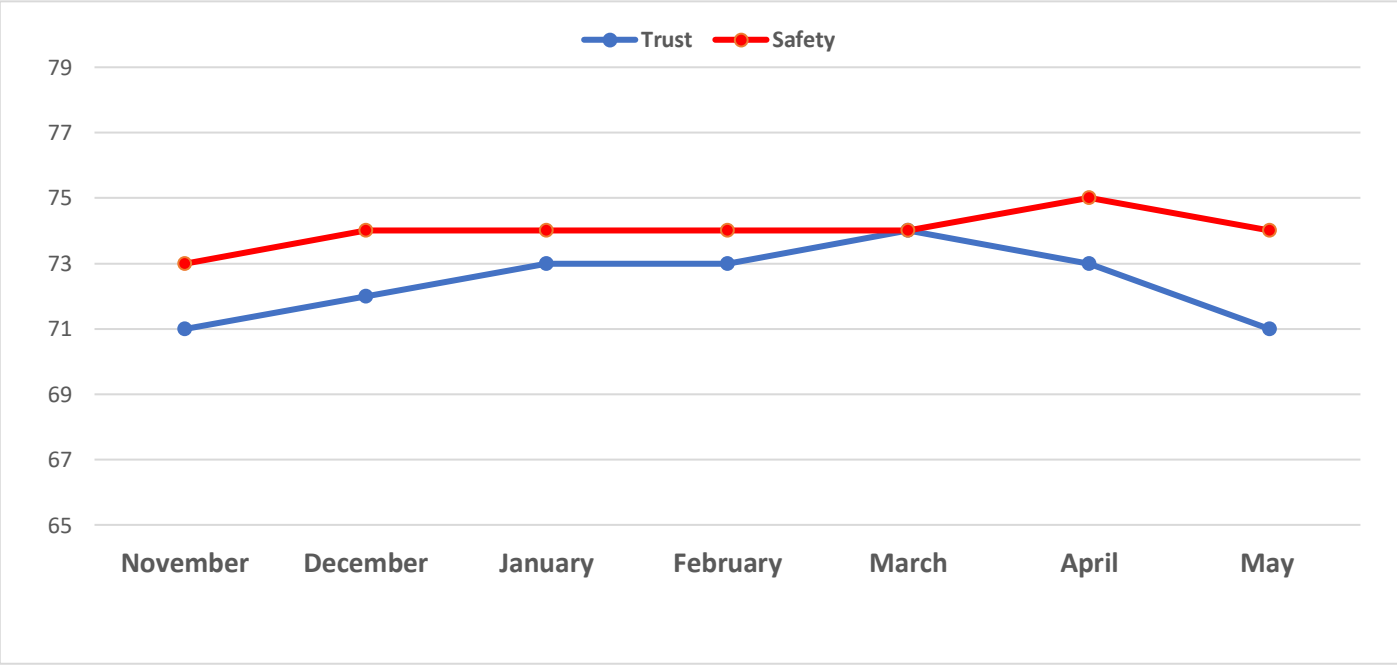
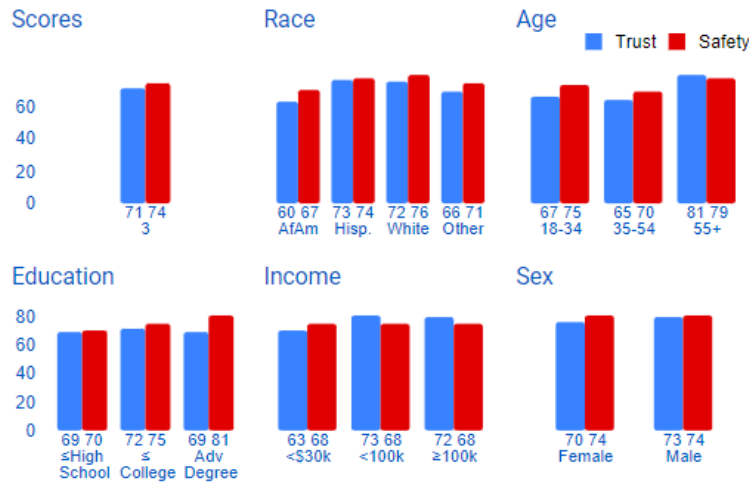
Agency	San Diego PD	Report Range	May 2022
Location	Eastern		

Summary

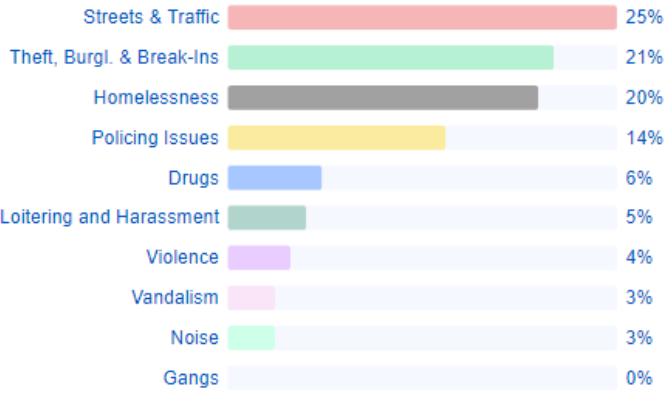
Trust for Eastern Division was down by 2 points compared to the previous month (71). Safety for the division down by 1 point compared to the previous month (74).

Streets & Traffic was the main concern for the division (25%), followed by Theft, Burglary and Break-Ins (21%) and Homelessness (20%).

Score Benchmark Chart



EASTERN Concern Benchmark



About this document

What are my Trust and Safety scores?
 We gather data from several hundred city residents each month and produce scores, on a scale of 0 to 100, that measure how people across the city feel.

How are concerns measured?
 Residents are asked the following question: "What is the number one issue or problem on your block or in your neighborhood that you would like the police to deal with?" We process hundreds of replies each month and categorize them to give you a sense of what people are talking about.



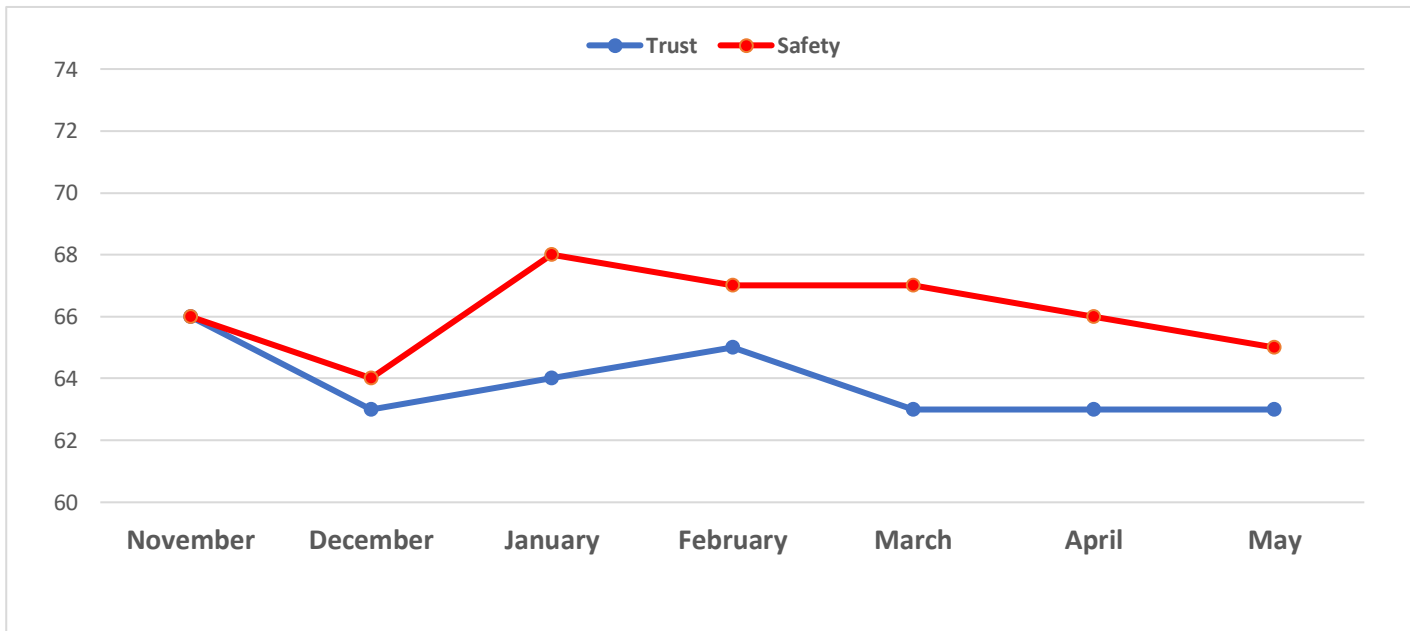
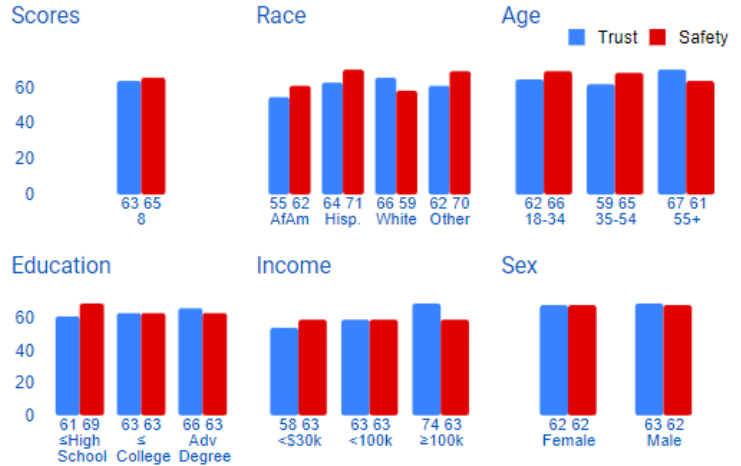
Agency	San Diego PD	Report Range	May 2022
Location	Mid-City		

Summary

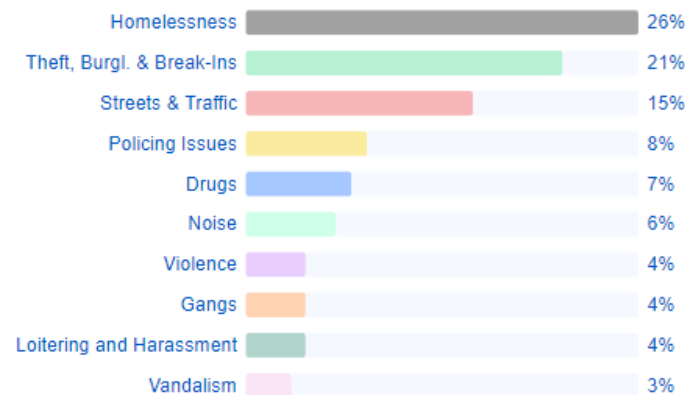
Trust for Mid-City Division was stable without change compared to the previous month (63). Safety for the division was down by 1 point compared to the previous month (65).

Homelessness was the main concern for the division (26%) followed by Theft, Burglary and Break-Ins (21%), Streets & Traffic (15%), Policing Issues (8%), Drugs (7%), Noise (6%), Violence (4%), Gangs (4%), Loitering and Harassment (4%), and Vandalism (3%).

Score Benchmark Chart



MID-CITY Concern Benchmark



About this document

What are my Trust and Safety scores?
We gather data from several hundred city residents each month and produce scores, on a scale of 0 to 100, that measure how people across the city feel.

How are concerns measured?
Residents are asked the following question: "What is the number one issue or problem on your block or in your neighborhood that you would like the police to deal with?" We process hundreds of replies each month and categorize them to give you a sense of what people are talking about.

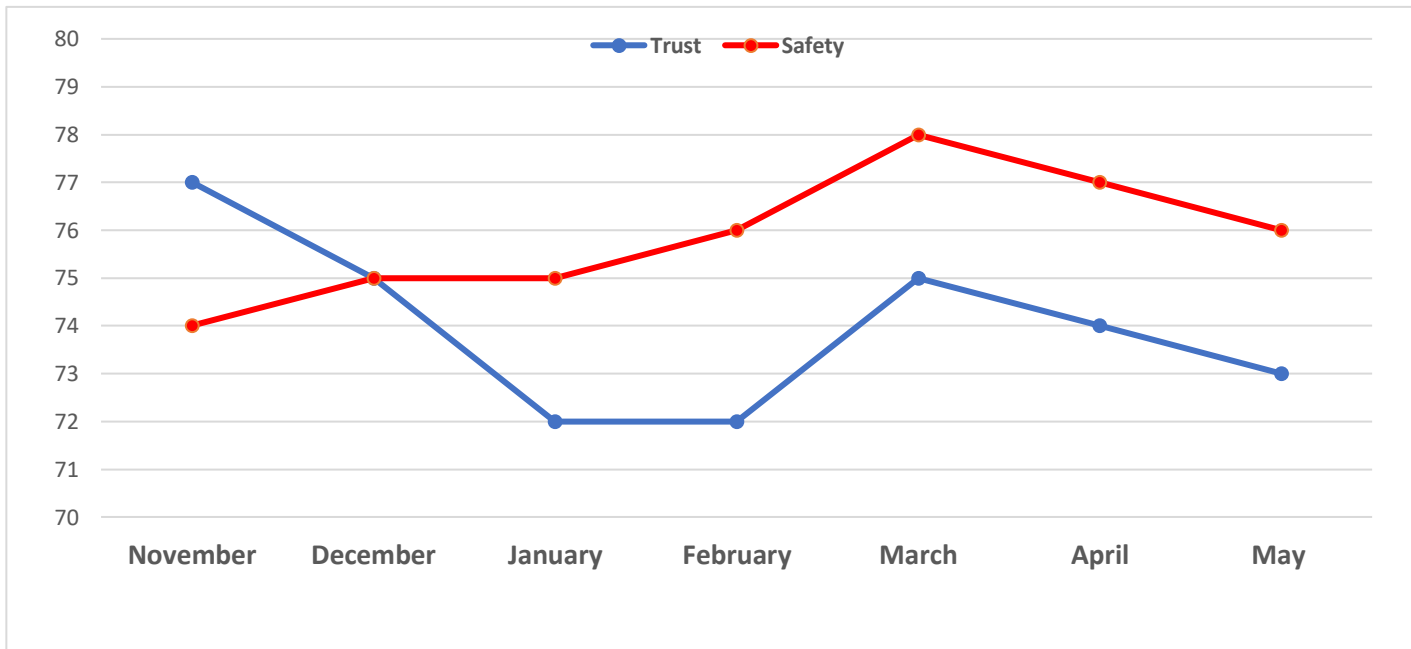
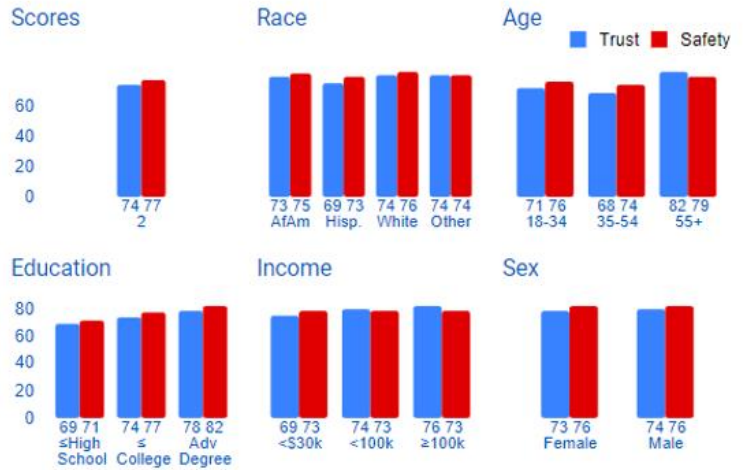


Agency	San Diego PD	Report Range	May 2022
Location	Northeastern		

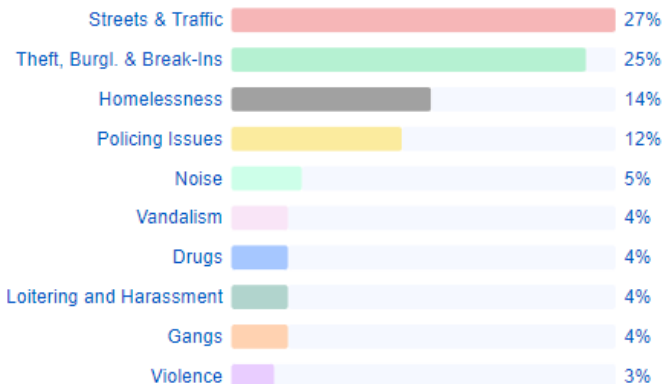
Summary

Trust for Northeastern Division was down by 1 point compared to the previous month (73). Safety for the division was also down by 1 point compared to the previous month (76).

Streets & Traffic was the main concern for the division (27%), followed by Theft, Burglary and Break-Ins (25%) and Homelessness (14%).



NORTHEASTERN Concern Benchmark



About this document

What are my Trust and Safety scores?
We gather data from several hundred city residents each month and produce scores, on a scale of 0 to 100, that measure how people across the city feel.

How are concerns measured?
Residents are asked the following question: "What is the number one issue or problem on your block or in your neighborhood that you would like the police to deal with?" We process hundreds of replies each month and categorize them to give you a sense of what people are talking about.



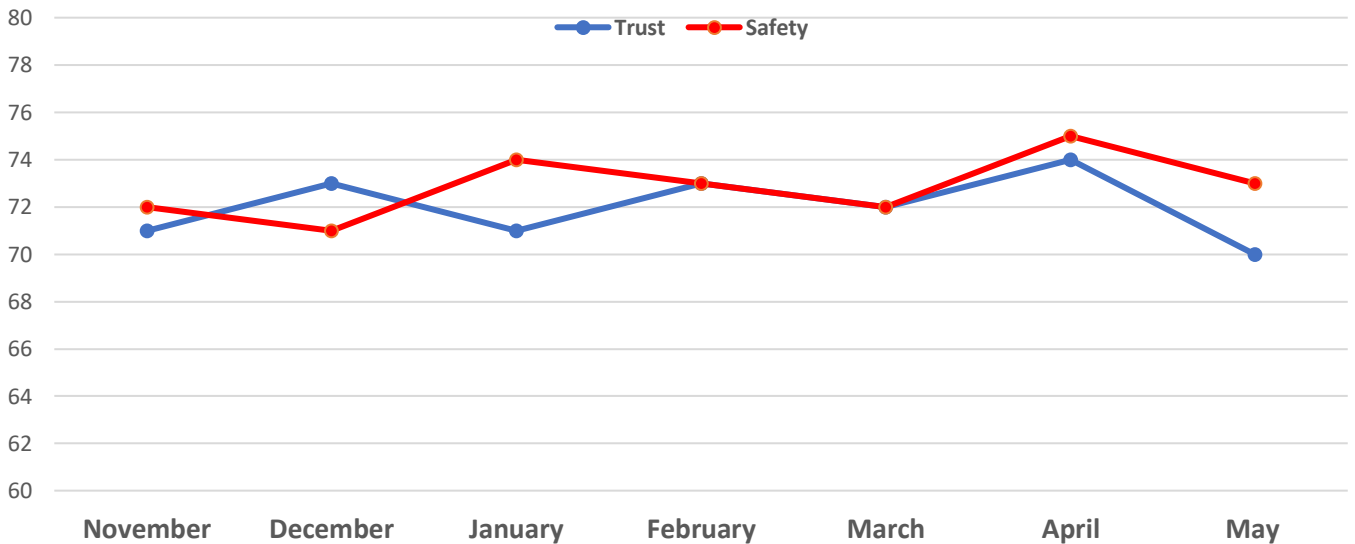
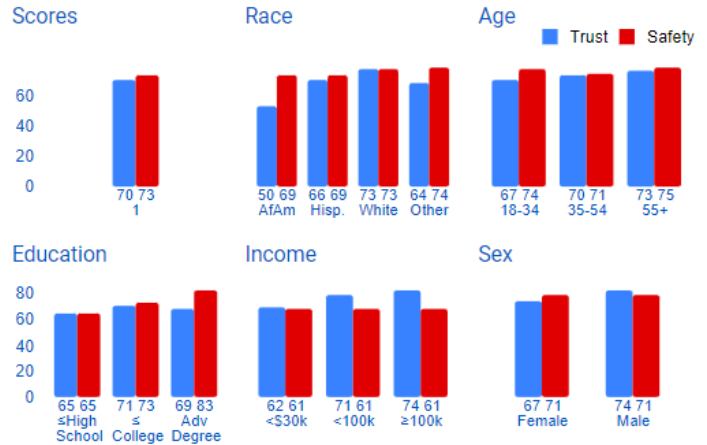
Agency	San Diego PD	Report Range	May 2022
Location	Northern		

Summary

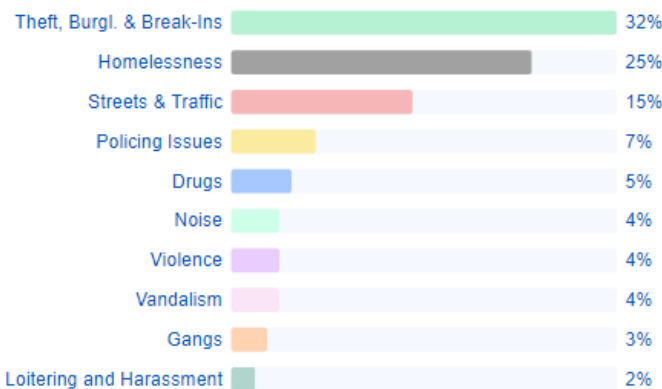
Trust for Northern Division was down by 4 points compared to the previous month (70). Safety for Northern division was down by 2 points compared to the previous month (73).

Theft, Burglary and Break-Ins was the main concern for the division (32%), followed by Homelessness (25%) and Streets & Traffic (15%).

Score Benchmark Chart



NORTHERN Concern Benchmark



About this document

What are my Trust and Safety scores?

We gather data from several hundred city residents each month and produce scores, on a scale of 0 to 100, that measure how people across the city feel.

How are concerns measured?

Residents are asked the following question: "What is the number one issue or problem on your block or in your neighborhood that you would like the police to deal with?" We process hundreds of replies each month and categorize them to give you a sense of what people are talking about.



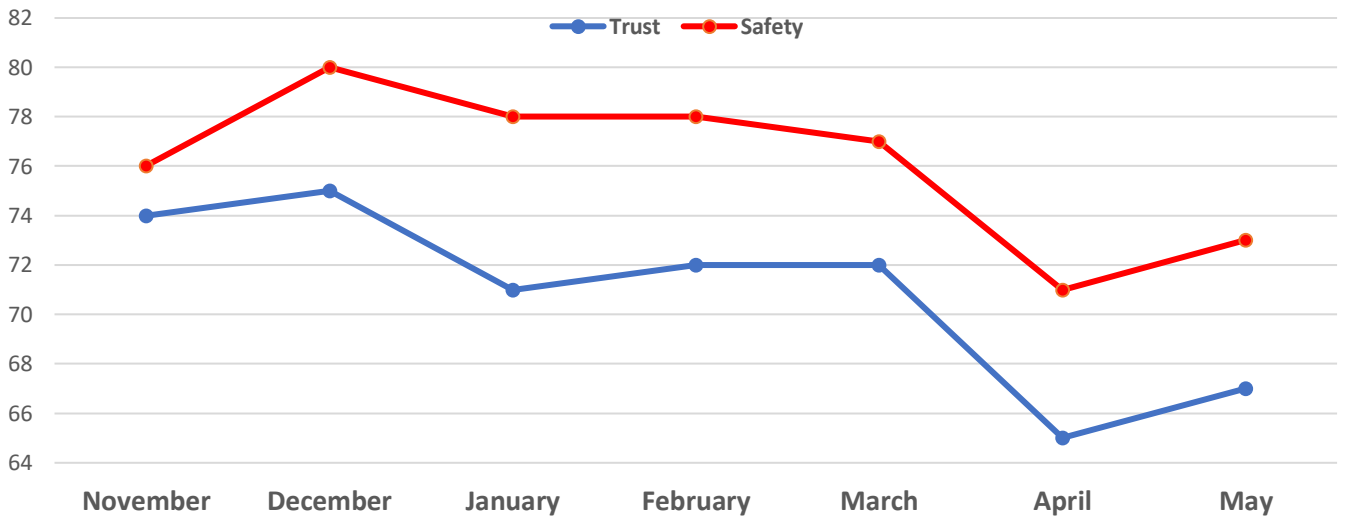
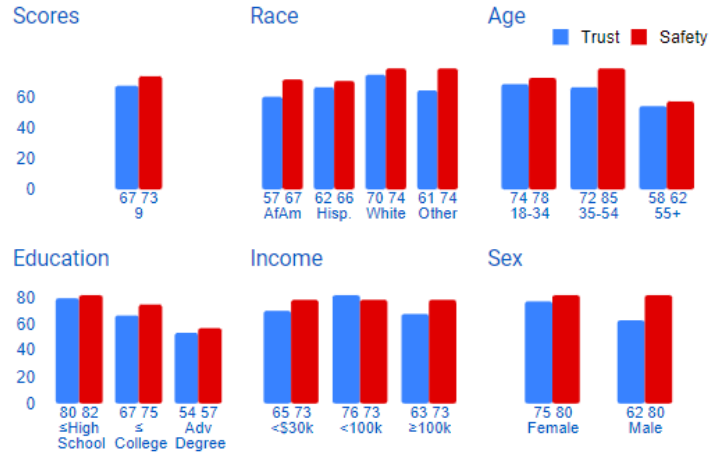
Agency	San Diego PD	Report Range	May 2022
Location	Northwestern		

Summary

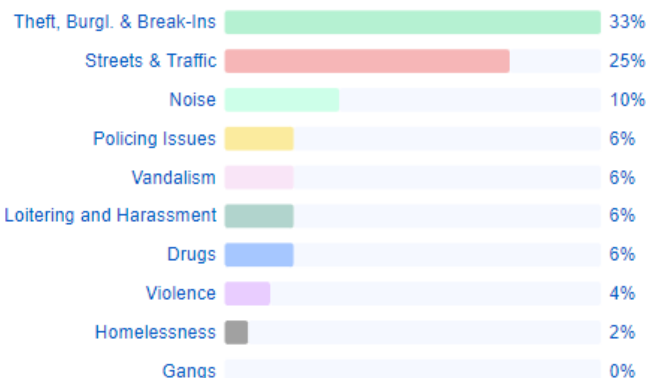
Trust for Northwestern Division was up by 2 points compared to the previous month (67). Safety for the division was also up by 2 points compared to the previous month (73).

Theft, Burglary and Break-Ins was the main concern for the division (33%) followed by Streets & Traffic concerns (25%).

Score Benchmark Chart



NORTHWESTERN Concern Benchmark



About this document

What are my Trust and Safety scores?

We gather data from several hundred city residents each month and produce scores, on a scale of 0 to 100, that measure how people across the city feel.

How are concerns measured?

Residents are asked the following question: "What is the number one issue or problem on your block or in your neighborhood that you would like the police to deal with?" We process hundreds of replies each month and categorize them to give you a sense of what people are talking about.



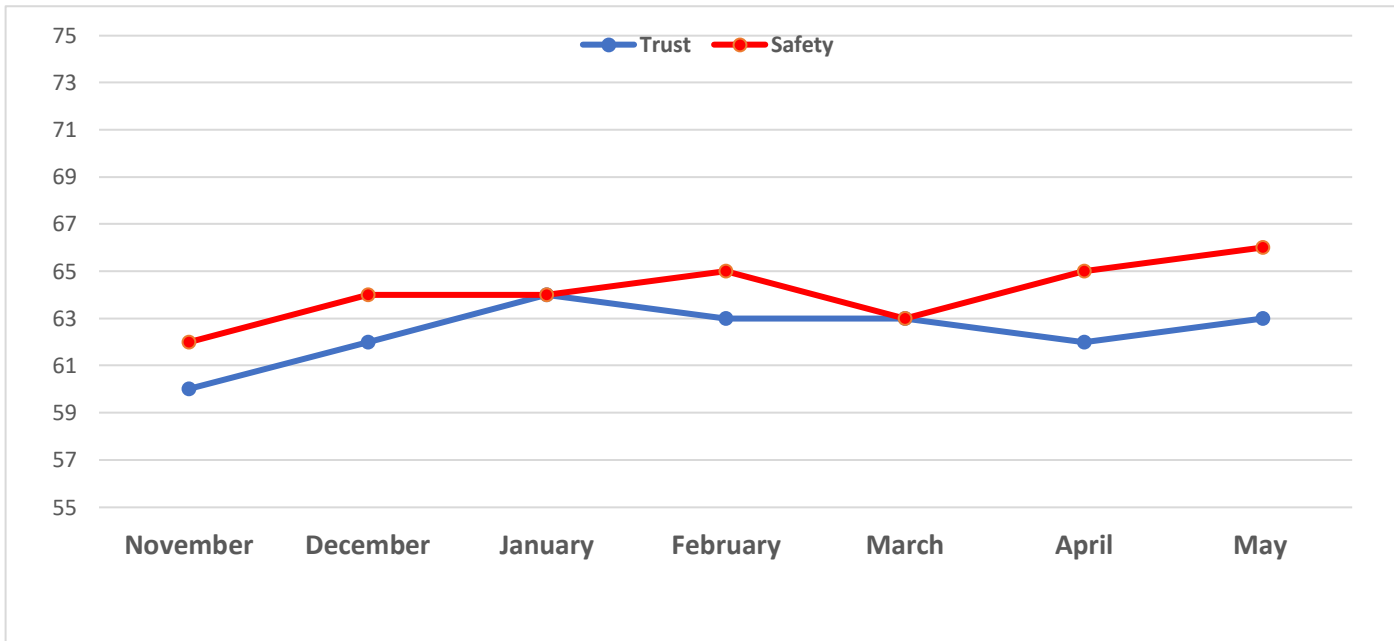
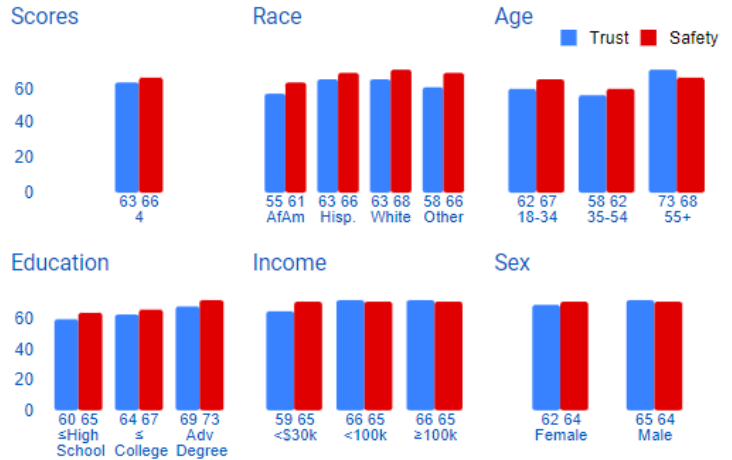
Agency	San Diego PD	Report Range	May 2022
Location	Southeastern		

Summary

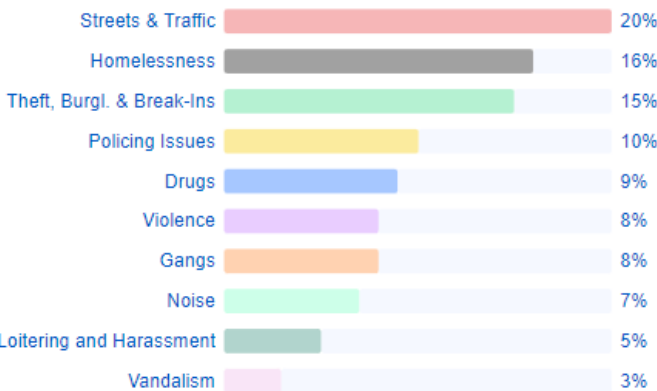
Trust for Southeastern Division was up by 1 point compared to the previous month (63). Safety for the division was also up by 1 point compared to the previous month (66).

Streets & Traffic was the main concern for the division (20%), followed by Homelessness (16%) and Theft, Burglary and Break-Ins (15%).

Score Benchmark Chart



SOUTHEASTERN Concern Benchmark



About this document

What are my Trust and Safety scores?
We gather data from several hundred city residents each month and produce scores, on a scale of 0 to 100, that measure how people across the city feel.

How are concerns measured?
Residents are asked the following question: "What is the number one issue or problem on your block or in your neighborhood that you would like the police to deal with?" We process hundreds of replies each month and categorize them to give you a sense of what people are talking about.



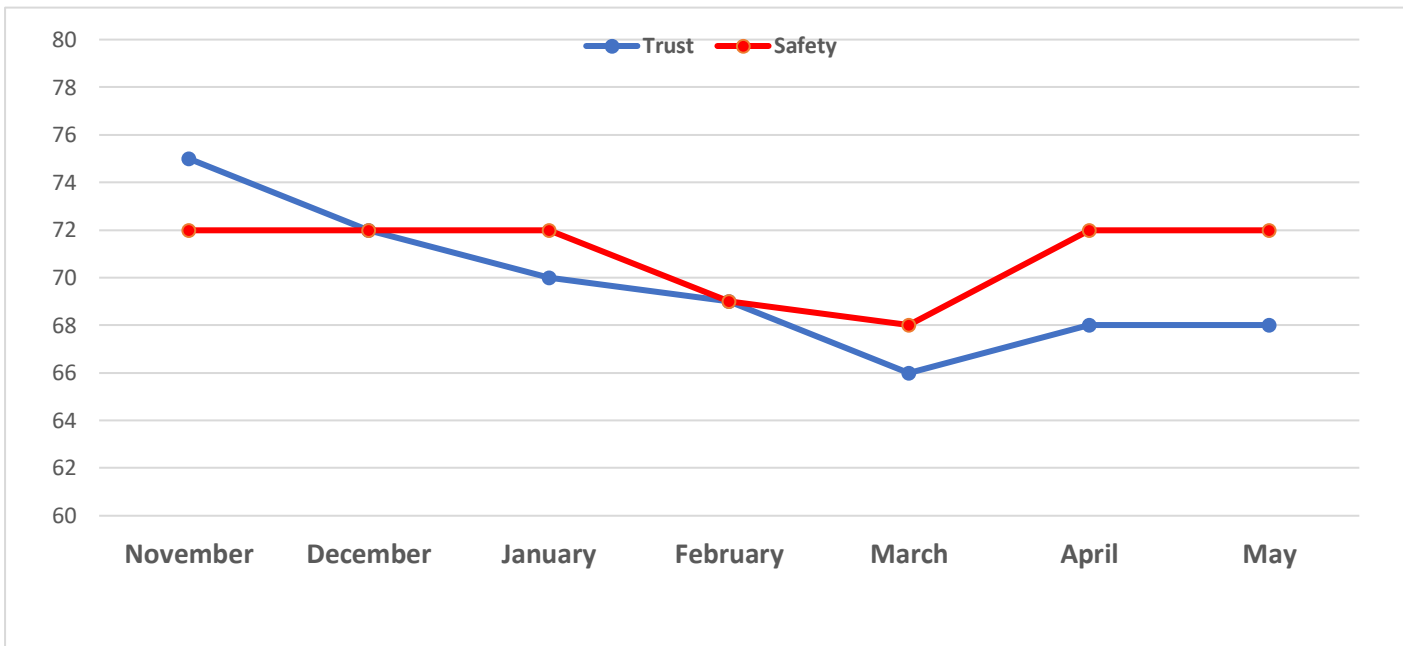
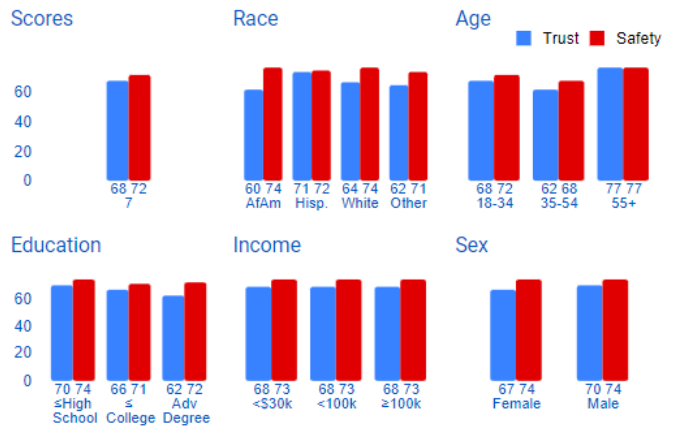
Agency	San Diego PD	Report Range	May 2022
Location	Southern		

Summary

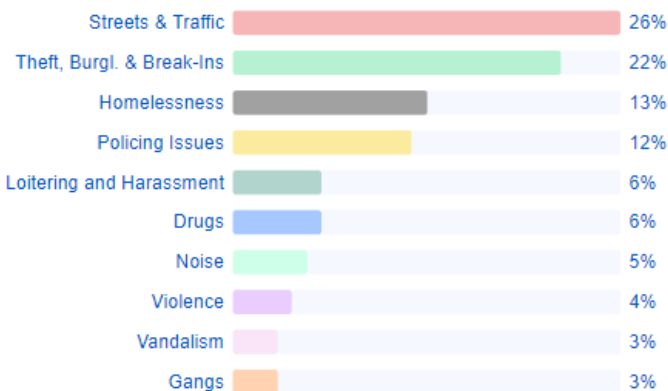
Trust for Southern Division was stable without change compared to the previous month (68). Safety for the division was also stable with no changes (72).

Streets & Traffic remained the main concern for the division (26%, compared to 25% last month) followed by Theft, Burglary and Break-Ins (22%) and Homelessness (13%).

Score Benchmark Chart



SOUTHERN Concern Benchmark



About this document

What are my Trust and Safety scores?

We gather data from several hundred city residents each month and produce scores, on a scale of 0 to 100, that measure how people across the city feel.

How are concerns measured?

Residents are asked the following question: "What is the number one issue or problem on your block or in your neighborhood that you would like the police to deal with?" We process hundreds of replies each month and categorize them to give you a sense of what people are talking about.



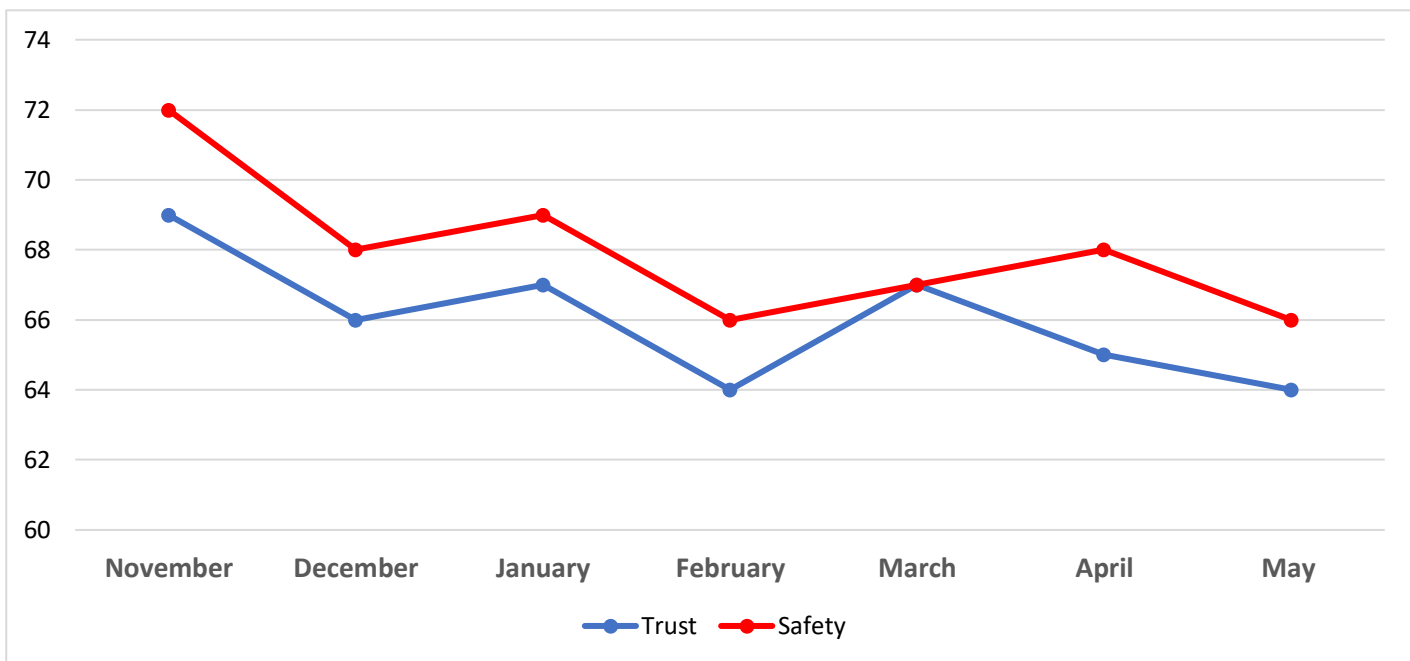
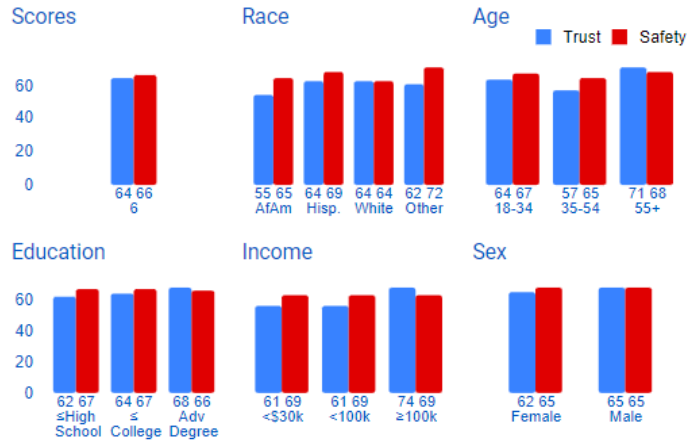
Agency	San Diego PD	Report Range	May 2022
Location	Western		

Summary

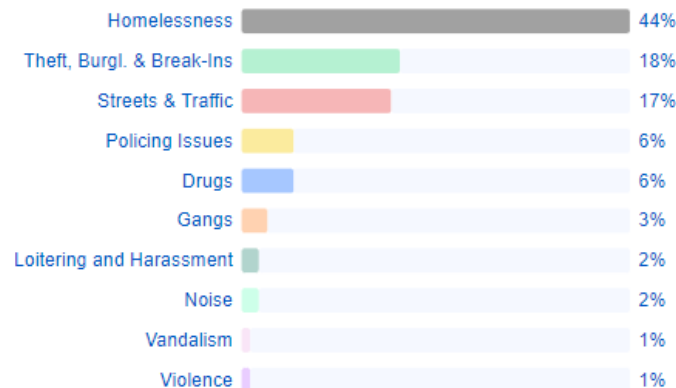
Trust for Western Division was down by 1 point compared to the previous month (64). Safety for the division was down by 2 points compared to the previous month (66).

Homelessness remained the main concern for the division (44%, compared to 39% last month) followed by Theft, Burglary and Break-Ins (18%) and Streets & Traffic (17%).

Score Benchmark Chart



WESTERN Concern Benchmark



About this document

What are my Trust and Safety scores?

We gather data from several hundred city residents each month and produce scores, on a scale of 0 to 100, that measure how people across the city feel.

How are concerns measured?

Residents are asked the following question: "What is the number one issue or problem on your block or in your neighborhood that you would like the police to deal with?" We process hundreds of replies each month and categorize them to give you a sense of what people are talking about.