

City of San Diego

CONTRACTOR'S NAME: Ortiz Corporation

ADDRESS: 2000 McKinley Av., National City, CA 91950

TELEPHONE NO.: 619-434-7925

FAX NO.: _____

CITY CONTACT: Rosa Riego Senior Contract Specialist, Email: RRiego@sandiego.gov

Phone No. (619) 533-3426

J. Ramos-Bañuelos / R. Puertollano / R. Dinjotian

BIDDING DOCUMENTS



FOR

CLAIREMONT MESA EAST PIPELINE IMPROVEMENT 1

BID NO.: K-22-2025-DBB-3-A

SAP NO. (WBS/IO/CC): B-18200, B-18202

CLIENT DEPARTMENT: 2000

COUNCIL DISTRICT: 6

PROJECT TYPE: KB, JA

THIS CONTRACT WILL BE SUBJECT TO THE FOLLOWING:

- PHASED-FUNDING
- THE CITY'S SUBCONTRACTING PARTICIPATION REQUIREMENTS FOR SLBE PROGRAM
- PREVAILING WAGE RATES: STATE FEDERAL
- APPRENTICESHIP

BID DUE DATE:

2:00 PM

SEPTEMBER 7, 2021

CITY OF SAN DIEGO'S ELECTRONIC BIDDING SITE, PLANETBIDS

<http://www.sandiego.gov/cip/bidopps/index.shtml>

ENGINEER OF WORK

The engineering Specifications and Special Provisions contained herein have been prepared by or under the direction of the following Registered Engineer:

Sheila Bose
For City Engineer

7/19/21
Date

Seal:



TABLE OF CONTENTS

SECTION	PAGE
1. REQUIRED DOCUMENTS SCHEDULE.....	4
2. NOTICE INVITING BIDS.....	6
3. INSTRUCTIONS TO BIDDERS	9
4. PERFORMANCE AND PAYMENT BONDS	20
5. ATTACHMENTS:	
A. SCOPE OF WORK.....	23
B. PHASED FUNDING PROVISIONS	25
C. RESERVED.....	29
D. PREVAILING WAGE.....	30
E. SUPPLEMENTARY SPECIAL PROVISIONS.....	35
1. Appendix A - Notice of Exemption	75
2. Appendix B - Fire Hydrant Meter Program	78
3. Appendix C - Materials Typically Accepted by Certificate of Compliance.....	92
4. Appendix D - Sample City Invoice with Cash Flow Forecast.....	94
5. Appendix E - Location Map	97
6. Appendix F - Adjacent Project Map	99
7. Appendix G - Contractor’s Daily Quality Control Inspection Report.....	101
8. Appendix H - Monthly Drinking Water Discharge Monitoring Form.....	106
9. Appendix I - Hazardous Waste Label/Forms	109
10. Appendix J - Sample of Public Notice	115
11. Appendix K - Advanced Metering Infrastructure (AMI) Device Protection	117
12. Appendix L - Coring Report.....	124
F. RESERVED.....	129
G. CONTRACT AGREEMENT	130
6. CERTIFICATIONS AND FORMS.....	133

REQUIRED DOCUMENTS SCHEDULE DURING BIDDING AND AWARDING

The Bidder's attention is directed to the City's Municipal Code §22.0807(e), (3)-(5) for important information regarding grounds for debarment for failure to submit required documentation.

The specified Equal Opportunity Contracting Program (EOCP) forms are available for download from the City's web site at:

<http://www.sandiego.gov/eoc/forms/index.shtml>

ITEM	DOCUMENT TO BE SUBMITTED	WHEN DUE	FROM
1.	Bid Bond (PDF via PlanetBids)	At Time of Bid	ALL BIDDERS
2.	Contractors Certification of Pending Actions	At Time of Bid	ALL BIDDERS
3.	List of Subcontractors for Alternate Items	At Time of Bid	ALL BIDDERS
4.	Mandatory Disclosure of Business Interests	At Time of Bid	ALL BIDDERS
5.	Debarment and Suspension Certification for Prime Contractors	At Time of Bid	ALL BIDDERS
6.	Debarment and Suspension Certification for Subcontractors, Suppliers & Mfgs	At Time of Bid	ALL BIDDERS
7.	Bid Bond (Original)	By 5PM 3 working days after bid opening	ALL BIDDERS
8.	SLBE Good Faith Effort Documentation	By 5 PM 3 working days after bid opening	ALL BIDDERS
9.	Form AA60 – List of Work Made Available	By 5 PM 3 working days after bid opening with Good Faith Effort (GFE) documentation	ALL BIDDERS
10.	Phased Funding Schedule Agreement	Within 10 working days of receipt by the bidder of the Notice of Intent to Award	AWARDED BIDDER
11.	If the Contractor is a Joint Venture: <ul style="list-style-type: none"> • Joint Venture Agreement • Joint Venture License 	Within 10 working days of receipt by bidder of contract forms	AWARDED BIDDER

ITEM	DOCUMENT TO BE SUBMITTED	WHEN DUE	FROM
12.	Payment & Performance Bond: Certificates of Insurance & Endorsements	Within 10 working days of receipt by bidder of contract forms and NOI	AWARDED BIDDER
13.	Signed Contract Agreement Page	Within 3 working days of receipt by bidder of Contract Agreement	AWARDED BIDDER
14.	Listing of "Other Than First Tier" Subcontractors	Within 10 working days of receipt by bidder of contract forms	AWARDED BIDDER

NOTICE INVITING BIDS

1. **SUMMARY OF WORK:** This is the City of San Diego's (City) solicitation process to acquire Construction services for **Clairemont Mesa East Pipeline Improvement 1**. For additional information refer to Attachment A.
2. **FULL AND OPEN COMPETITION:** This solicitation is subject to full and open competition and may be bid by Contractors on the City's approved Prequalified Contractors List. For information regarding the Contractors Prequalified list visit the City's web site: <http://www.sandiego.gov>.
3. **ESTIMATED CONSTRUCTION COST:** The City's estimated construction cost for this project is **\$9,540,000**.
4. **BID DUE DATE AND TIME ARE: SEPTEMBER 7, 2021 at 2:00 PM.**
5. **PREVAILING WAGE RATES APPLY TO THIS CONTRACT:** Refer to Attachment D.
6. **LICENSE REQUIREMENT:** To be eligible for award of this contract, Prime contractor must possess the following licensing classifications: **A** or **C34**
7. **SUBCONTRACTING PARTICIPATION PERCENTAGES:** Subcontracting participation percentages apply to this contract.
 - 7.1. The City has incorporated **mandatory** SLBE-ELBE subcontractor participation percentages to enhance competition and maximize subcontracting opportunities. For the purpose of achieving the mandatory subcontractor participation percentages, a recommended breakdown of the SLBE and ELBE subcontractor participation percentages based upon certified SLBE and ELBE firms has also been provided to achieve the mandatory subcontractor participation percentages:

1. SLBE participation	9.2%
2. ELBE participation	13.1%
3. Total mandatory participation	22.3%
 - 7.2. The Bid may be declared non-responsive if the Bidder fails to meet the following requirements:
 - 7.2.1. Include SLBE-ELBE certified subcontractors at the overall mandatory participation percentage identified in this document; OR
 - 7.2.2. Submit Good Faith Effort (GFE) documentation, saved in searchable Portable Document Format (PDF), demonstrating the Bidder made a good faith effort to conduct outreach to and include SLBE-ELBE Subcontractors as required in this solicitation by 5 PM 3 Working Days after the Bid opening if the overall mandatory participation percentage is not met.

All submittals in searchable PDF shall be submitted electronically within the prescribed time identified in the contract documents via PlanetBids by invitation to the point of contact named in the bid provided by the Contract Specialist to all bidders.

8. AWARD PROCESS:

- 8.1.** The Award of this contract is contingent upon the Contractor's compliance with all conditions of Award as stated within these documents and within the Notice of Intent to Award.
- 8.2.** Upon acceptance of bids and determination of the apparent low bidder, the City will prepare the contract documents for execution within approximately 21 days of the date of the bid opening. The City will then award the contract upon receipt of properly signed Contract, bonds, and insurance documents.
- 8.3.** This contract will be deemed executed and effective only upon the signing of the Contract by the Mayor or his designee and approval as to form by the City Attorney's Office.
- 8.4.** The low Bid will be determined by the Base Bid plus all the Alternates.
- 8.5.** Once the low bid has been determined, the City may, at its sole discretion, award the contract for the Base Bid alone; or for the Base Bid plus one or more alternates.

9. SUBMISSION OF QUESTIONS:

- 9.1.** The Director (or Designee) of the Purchasing & Contracting Department is the officer responsible for opening, examining, and evaluating the competitive Bids submitted to the City for the acquisition, construction and completion of any public improvement except when otherwise set forth in these documents. Any questions related to this solicitation shall be submitted to:

RRiego@sandiego.gov
- 9.2.** Questions received less than 14 days prior to the date for opening of Bids may not be considered.
- 9.3.** Questions or clarifications deemed by the City to be material shall be answered via issuance of an addendum and posted to the City's online bidding service.
- 9.4.** Only questions answered by formal written addenda shall be binding. Oral and other interpretations or clarifications shall be without legal effect. It is the Bidder's responsibility to be informed of any addenda that have been issued and to include all such information in its Bid.

10. PHASED FUNDING: For Phased Funding Conditions, see Attachment B.

11. ADDITIVE/DEDUCTIVE ALTERNATES:

- 11.1.** The additive/deductive alternates have been established to allow the City to compare the cost of specific portions of the Work with the Project's budget and enable the City to make a decision whether to incorporate these portions prior to award. The award will be established as described in the Bid. The City reserves the right to award the Contract for the Base Bid only or for the Base Bid plus one or more Alternates.
- 11.2.** For water pipeline projects, the Plans typically show all cut and plug and connection work to be performed by City Forces. However, Bidders shall refer to Bidding Documents to see if all or part of this work will be performed by the Contractor.

INSTRUCTIONS TO BIDDERS

1. PREQUALIFICATION OF CONTRACTORS:

- 1.1. Contractors submitting a Bid must be pre-qualified for the total amount proposed, including all alternate items, prior to the date of submittal. Bids from contractors who have not been pre-qualified as applicable and Bids that exceed the maximum dollar amount at which contractors are pre-qualified may be deemed **non-responsive** and ineligible for award.
- 1.2. The completed application must be submitted online no later than 2 weeks prior to the bid opening.
- 1.3. **Joint Venture Bidders Cumulative Maximum Bidding Capacity:** For projects with an engineer's estimate of \$30,000,000 or greater, Joint Ventures submitting bids may be deemed responsive and eligible for award if the cumulative maximum bidding capacity of the individual Joint Venture entities is equal to or greater than the total amount proposed.
 - 1.3.1. Each of the entities of the Joint Venture must have been previously prequalified at a minimum of \$15,000,000.
 - 1.3.2. Bids submitted with a total amount proposed of less than \$30,000,000 are not eligible for Cumulative Maximum Bidding Capacity prequalification. To be eligible for award in this scenario, the Joint Venture itself or at least one of the Joint Venture entities must have been prequalified for the total amount proposed.
 - 1.3.3. Bids submitted by Joint Ventures with a total amount proposed of \$30,000,000 or greater on a project with an engineer's estimate of less than \$30,000,000 are not eligible for Cumulative Maximum Bidding Capacity prequalification.
 - 1.3.4. The Joint Venture designated as the Apparent Low Bidder shall provide evidence of its corporate existence and furnish good and approved bonds in the name of the Joint Venture within 14 Calendar Days of receipt by the Bidder of a form of contract for execution.
- 1.4. Complete information and links to the on-line prequalification application are available at:

<http://www.sandiego.gov/cip/bidopps/prequalification>
- 1.5. Due to the City's responsibility to protect the confidentiality of the contractors' information, City staff will not be able to provide information regarding contractors' prequalification status over the telephone. Contractors may access real-time information about their prequalification status via their vendor profile on [PlanetBids™](#).

2. **ELECTRONIC FORMAT RECEIPT AND OPENING OF BIDS:** Bids will be received in electronic format (eBids) EXCLUSIVELY at the City of San Diego's electronic bidding (eBidding) site, at: <http://www.sandiego.gov/cip/bidopps/index.shtml> and are due by the date, and time shown on the cover of this solicitation.
 - 2.1. **BIDDERS MUST BE PRE-REGISTERED** with the City's bidding system and possess a system-assigned Digital ID in order to submit an electronic bid.
 - 2.2. The City's bidding system will automatically track information submitted to the site including IP addresses, browsers being used and the URLs from which information was submitted. In addition, the City's bidding system will keep a history of every login instance including the time of login, and other information about the user's computer configuration such as the operating system, browser type, version, and more. Because of these security features, Contractors who disable their browsers' cookies will not be able to log in and use the City's bidding system.
 - 2.3. The City's electronic bidding system is responsible for bid tabulations. Upon the bidder's or proposer's entry of their bid, the system will ensure that all required fields are entered. **The system will not accept a bid for which any required information is missing.** This includes all necessary pricing, subcontractor listing(s) and any other essential documentation and supporting materials and forms requested or contained in these solicitation documents.
 - 2.4. **BIDS REMAIN SEALED UNTIL BID DEADLINE.** eBids are transmitted into the City's bidding system via hypertext transfer protocol secure (https) mechanism using SSL 128-256 bit security certificates issued from Verisign/Thawte which encrypts data being transferred from client to server. Bids submitted prior to the "Bid Due Date and Time" are not available for review by anyone other than the submitter who has until the "Bid Due Date and Time" to change, rescind or retrieve its proposal should it desire to do so.
 - 2.5. **BIDS MUST BE SUBMITTED BY BID DUE DATE AND TIME.** Once the bid deadline is reached, no further submissions are accepted into the system. Once the Bid Due Date and Time has lapsed, bidders, proposers, the general public, and City staff are able to immediately see the results on line. City staff may then begin reviewing the submissions for responsiveness, EOCB compliance and other issues. The City may require any Bidder to furnish statement of experience, financial responsibility, technical ability, equipment, and references.
 - 2.6. **RECAPITULATION OF THE WORK.** Bids shall not contain any recapitulation of the Work. Conditional Bids may be rejected as being non-responsive. Alternative proposals will not be considered unless called for.

2.7. BIDS MAY BE WITHDRAWN by the Bidder only up to the bid due date and time.

2.7.1. Important Note: Submission of the electronic bid into the system may not be instantaneous. Due to the speed and capabilities of the user's internet service provider (ISP), bandwidth, computer hardware and other variables, it may take time for the bidder's submission to upload and be received by the City's eBidding system. It is the bidder's sole responsibility to ensure their bids are received on time by the City's eBidding system. The City of San Diego is not responsible for bids that do not arrive by the required date and time.

2.8. ACCESSIBILITY AND AMERICANS WITH DISABILITIES ACT (ADA) COMPLIANCE: To request a copy of this solicitation in an alternative format, contact the Purchasing & Contracting Department Contract Specialist listed on the cover of this solicitation at least five (5) working days prior to the Bid/Proposal due date to ensure availability.

3. ELECTRONIC BID SUBMISSIONS CARRY FULL FORCE AND EFFECT:

3.1. The bidder, by submitting its electronic bid, acknowledges that doing so carries the same force and full legal effect as a paper submission with a longhand (wet) signature.

3.2. By submitting an electronic bid, the bidder certifies that the bidder has thoroughly examined and understands the entire Contract Documents (which consist of the plans and specifications, drawings, forms, affidavits and the solicitation documents), and that by submitting the eBid as its bid proposal, the bidder acknowledges, agrees to and is bound by the entire Contract Documents, including any addenda issued thereto, and incorporated by reference in the Contract Documents.

3.3. The Bidder, by submitting its electronic bid, agrees to and certifies under penalty of perjury under the laws of the State of California, that the certification, forms and affidavits submitted as part of this bid are true and correct.

3.4. The Bidder agrees to the construction of the project as described in Attachment "A-Scope of Work" for the City of San Diego, in accordance with the requirements set forth herein for the electronically submitted prices. The Bidder guarantees the Contract Price for a period of 120 days from the date of Bid opening. The duration of the Contract Price guarantee shall be extended by the number of days required for the City to obtain all items necessary to fulfill all conditions precedent.

4. BIDS ARE PUBLIC RECORDS: Upon receipt by the City, Bids shall become public records subject to public disclosure. It is the responsibility of the respondent to clearly identify any confidential, proprietary, trade secret or otherwise legally privileged information contained within the Bid. General references to sections of the California Public Records Act (PRA) will not suffice. If the Contractor does not provide applicable case law that clearly establishes that the requested information is exempt from the disclosure requirements of the PRA, the City shall be free to release the information when required in accordance with the PRA, pursuant

to any other applicable law, or by order of any court or government agency, and the Contractor will hold the City harmless for release of this information.

5. CONTRACTOR REGISTRATION AND ELECTRONIC REPORTING SYSTEM:

5.1. Prior to the Award of the Contract or Task Order, you and your Subcontractors and Suppliers must register with the City's web-based vendor registration and bid management system. For additional information go to:

<http://www.sandiego.gov/purchasing/bids-contracts/vendorreg>

5.2. The City may not award the contract until registration of all subcontractors and suppliers is complete. In the event this requirement is not met within the time frame specified in the Notice of Intent to Award letter, the City reserves the right to rescind the Notice of Award / Intent to Award and to make the award to the next responsive and responsible bidder / proposer.

6. JOINT VENTURE CONTRACTORS: Provide a copy of the Joint Venture agreement and the Joint Venture license to the City within 14 Calendar Days after receiving the Contract forms.

7. INSURANCE REQUIREMENTS:

7.1. All certificates of insurance and endorsements required by the contract are to be provided upon issuance of the City's Notice of Intent to Award letter.

7.2. Refer to sections 5-4, "INSURANCE" of the Supplementary Special Provisions (SSP) for the insurance requirements which must be met.

8. REFERENCE STANDARDS: Except as otherwise noted or specified, the Work shall be completed in accordance with the following standards:

Title	Edition	Document Number
Standard Specifications for Public Works Construction ("The GREENBOOK") http://www.greenbookspecs.org/	2018	PWPI010119-01
City of San Diego Standard Specifications for Public Works Construction ("The WHITEBOOK")* https://www.sandiego.gov/ecp/edocref/greenbook	2018	PWPI010119-02
City of San Diego Standard Drawings* https://www.sandiego.gov/ecp/edocref/standarddraw	2018	PWPI010119-03
Citywide Computer Aided Design and Drafting (CADD) Standards https://www.sandiego.gov/ecp/edocref/drawings	2018	PWPI010119-04
California Department of Transportation (CALTRANS) Standard Specifications https://dot.ca.gov/programs/design/ccs-standard-plans-and-standard-specifications	2018	PWPI030119-05

Title	Edition	Document Number
CALTRANS Standard Plans https://dot.ca.gov/programs/design/ccs-standard-plans-and-standard-specifications	2018	PWPI030119-06
California Manual on Uniform Traffic Control Devices Revision 6 (CA MUTCD Rev 6) https://dot.ca.gov/programs/safety-programs/camutcd/camutcd-files	2014	PWPI060121-10
<p>NOTE: *Available online under Engineering Documents and References at: https://www.sandiego.gov/ecp/edocref/</p> <p>*Electronic updates to the Standard Drawings may also be found in the link above</p>		

9. **CITY'S RESPONSES AND ADDENDA:** The City, at its discretion, may respond to any or all questions submitted in writing via the City's eBidding web site in the **form of an addendum**. No other responses to questions, oral or written shall be of any force or effect with respect to this solicitation. The changes to the Contract Documents through addenda are made effective as though originally issued with the Bid. The Bidders shall acknowledge the receipt of Addenda at the time of bid submission.
10. **CITY'S RIGHTS RESERVED:** The City reserves the right to cancel the Notice Inviting Bids at any time, and further reserves the right to reject submitted Bids, without giving any reason for such action, at its sole discretion and without liability. Costs incurred by the Bidder(s) as a result of preparing Bids under the Notice Inviting Bids shall be the sole responsibility of each bidder. The Notice Inviting Bids creates or imposes no obligation upon the City to enter a contract.
11. **CONTRACT PRICING:** This solicitation is for a Lump Sum contract with Unit Price provisions as set forth herein. The Bidder agrees to perform construction services for the City of San Diego in accordance with these contract documents for the prices listed below. The Bidder further agrees to guarantee the Contract Price for a period of 120 days from the date of Bid opening. The duration of the Contract Price guarantee may be extended, by mutual consent of the parties, by the number of days required for the City to obtain all items necessary to fulfill all contractual conditions.
12. **SUBCONTRACTOR INFORMATION:**
- 12.1. **LISTING OF SUBCONTRACTORS.** In accordance with the requirements provided in the "Subletting and Subcontracting Fair Practices Act" of the California Public Contract Code, the Bidder shall provide the **NAME** and **ADDRESS** of each Subcontractor who will perform work, labor, render services or who specially fabricates and installs a portion [type] of the work or improvement, in an amount in excess of 0.5% of the Contractor's total Bid. The Bidder shall also state within the description, whether the subcontractor is a **CONSTRUCTOR, CONSULTANT** or **SUPPLIER**. The Bidder shall state the **DIR REGISTRATION NUMBER** for all subcontractors and shall further state within the description, the **PORTION** of the work which will be performed by each subcontractor under this Contract. The Contractor shall list only one Subcontractor for each portion of the Work. The **DOLLAR VALUE** of the total Bid to be performed shall be stated for all subcontractors listed. Failure to comply with this requirement

may result in the Bid being rejected as **non-responsive** and ineligible for award. The Bidder's attention is directed to the Special Provisions – General; Paragraph 2-3 “Subcontracts” , which stipulates the percent of the Work to be performed with the Bidders' own forces. The Bidder shall list all SLBE, ELBE, DBE, DVBE, MBE, WBE, OBE, SDB, WoSB, HUBZone, and SDVOSB Subcontractors for which Bidders are seeking recognition towards achieving any mandatory, voluntary (or both) subcontracting participation goals.

Additionally, pursuant to California Senate Bill 96 and in accordance with the requirements of Labor Code sections 1771.1 and 1725.5, by submitting a bid or proposal to the City, Contractor is certifying that he or she has verified that all subcontractors used on this public work project are registered with the California Department of Industrial Relations (DIR). **The Bidder shall provide the name, address, license number, DIR registration number of any Subcontractor – regardless of tier** - who will perform work, labor, render services or specially fabricate and install a portion [type] of the work or improvement pursuant to the contract.

12.2. LISTING OF SUPPLIERS. Any Bidder seeking the recognition of Suppliers of equipment, materials, or supplies obtained from third party Suppliers towards achieving any mandatory or voluntary (or both) subcontracting participation goals shall provide, at a minimum, the **NAME, LOCATION (CITY), DIR REGISTRATION NUMBER** and the **DOLLAR VALUE** of each supplier. The Bidder will be credited up to 60% of the amount to be paid to the Suppliers for materials and supplies unless vendor manufactures or substantially alters materials and supplies, in which case, 100% will be credited. The Bidder is to indicate within the description whether the listed firm is a supplier or manufacturer. If no indication is provided, the listed firm will be credited at 60% of the listed dollar value for purposes of calculating the Subcontractor Participation Percentage.

12.3. LISTING OF SUBCONTRACTORS OR SUPPLIERS FOR ALTERNATES. For subcontractors or suppliers to be used on additive or deductive alternate items, in addition to the above requirements, bidder shall further note “ALTERNATE” and alternate item number within the description.

13. SUBMITTAL OF “OR EQUAL” ITEMS: See Section 4-6, “Trade Names” in The WHITEBOOK and as amended in the SSP.

14. AWARD:

14.1. The Award of this contract is contingent upon the Contractor’s compliance with all conditions precedent to Award.

14.2. Upon acceptance of a Bid, the City will prepare contract documents for execution within approximately 21 days of the date of the Bid opening and award the Contract approximately within 7 days of receipt of properly executed Contract, bonds, and insurance documents.

- 14.3.** This contract will be deemed executed and effective only upon the signing of the Contract by the Mayor or his designee and approval as to form the City Attorney's Office.
- 15. SUBCONTRACT LIMITATIONS:** The Bidder's attention is directed to Standard Specifications for Public Works Construction, Section 3-2, "SELF-PERFORMANCE" in The GREENBOOK and as amended in the SSP which requires the Contractor to self-perform not less than the specified amount. Failure to comply with this requirement shall render the bid **non-responsive** and ineligible for award.
- 16. AVAILABILITY OF PLANS AND SPECIFICATIONS:** Contract Documents may be obtained by visiting the City's website: <http://www.sandiego.gov/cip/>. Plans and Specifications for this contract are also available for review in the office of the City Clerk or Purchasing & Contracting Department, Contracts Division.
- 17. ONLY ONE BID PER CONTRACTOR SHALL BE ACCEPTED:** No person, firm, or corporation shall be allowed to make, file, or be interested in more than one (1) Bid for the same work unless alternate Bids are called for. A person, firm or corporation who has submitted a sub-proposal to a Bidder, or who has quoted prices on materials to a Bidder, is not hereby disqualified from submitting a sub-proposal or quoting prices to other Bidders or from submitting a Bid in its own behalf. Any Bidder who submits more than one bid will result in the rejection of all bids submitted.
- 18. SAN DIEGO BUSINESS TAX CERTIFICATE:** The Contractor and Subcontractors, not already having a City of San Diego Business Tax Certificate for the work contemplated shall secure the appropriate certificate from the City Treasurer, Civic Center Plaza, First floor and submit to the Contract Specialist upon request or as specified in the Contract Documents. Tax Identification numbers for both the Bidder and the listed Subcontractors must be submitted on the City provided forms within these documents.
- 19. BIDDER'S GUARANTEE OF GOOD FAITH (BID SECURITY) FOR DESIGN-BID-BUILD CONTRACTS:**
- 19.1.** For bids \$250,000 and above, bidders shall submit Bid Security at bid time. Bid Security shall be in one of the following forms: a cashier's check, or a properly certified check upon some responsible bank; or an approved corporate surety bond payable to the City of San Diego for an amount of not less than 10% of the total bid amount.
- 19.2.** This check or bond, and the monies represented thereby, will be held by the City as a guarantee that the Bidder, if awarded the contract, will in good faith enter into the contract and furnish the required final performance and payment bonds.
- 19.3.** The Bidder agrees that in the event of the Bidder's failure to execute this contract and provide the required final bonds, the money represented by the cashier's or certified check will remain the property of the City; and the Surety agrees that it will pay to the City the damages, not exceeding the sum of 10% of the amount of the Bid, that the City may suffer as a result of such failure.

- 19.4.** At the time of bid submission, bidders must upload and submit an electronic PDF copy of the aforementioned bid security. Whether in the form of a cashier's check, a properly certified check or an approved corporate surety bond payable to the City of San Diego, the bid security must be uploaded to the City's eBidding system. By 5PM, 3 working days after the bid opening date, all bidders must provide the City with the original bid security.
- 19.5.** Failure to submit the electronic version of the bid security at the time of bid submission AND failure to provide the original by 5PM, 3 working days after the bid opening date shall cause the bid to be rejected and deemed **non-responsive**.

Due to circumstances related to Covid-19, until further notice, all original bid bond submittals must be received by 5 PM, 3 working days after bid opening.

Upon circumstances returning to normal business as usual, the original bid bond shall once again be due by 5 PM the day after bid opening.

Original Bid Bond shall be submitted to:
Purchasing & Contracting Department, Public Works Division
525 B Street, Suite 750 (7th Floor)
San Diego, California, 92101
To the Attention of the Contract Specialist on the Front Page of this solicitation.

20. AWARD OF CONTRACT OR REJECTION OF BIDS:

- 20.1.** This contract may be awarded to the lowest responsible and reliable Bidder.
- 20.2.** Bidders shall complete ALL eBid forms as required by this solicitation. Incomplete eBids will not be accepted.
- 20.3.** The City reserves the right to reject any or all Bids, to waive any informality or technicality in Bids received, and to waive any requirements of these specifications as to bidding procedure.
- 20.4.** Bidders will not be released on account of their errors of judgment. Bidders may be released only upon receipt by the City within 3 Working Days of the bid opening, written notice from the Bidder which shows proof of honest, credible, clerical error of a material nature, free from fraud or fraudulent intent; and of evidence that reasonable care was observed in the preparation of the Bid.
- 20.5.** A bidder who is not selected for contract award may protest the award of a contract to another bidder by submitting a written protest in accordance with the San Diego Municipal Code.

- 20.6.** The City of San Diego will not discriminate in the award of contracts with regard to race, religion creed, color, national origin, ancestry, physical handicap, marital status, sex or age.
- 20.7.** Each Bid package properly signed as required by these specifications shall constitute a firm offer which may be accepted by the City within the time specified herein.
- 20.8.** The City reserves the right to evaluate all Bids and determine the lowest Bidder on the basis of the base bid and any proposed alternates or options as detailed herein.

21. BID RESULTS:

- 21.1.** The availability of the bids on the City's eBidding system shall constitute the public announcement of the apparent low bidder. In the event that the apparent low bidder is subsequently deemed non-responsive or non-responsible, a notation of such will be made on the eBidding system. The new ranking and apparent low bidder will be adjusted accordingly.
- 21.2.** To obtain the bid results, view the results on the City's web site, or request the results by U.S. mail and provide a self-addressed, stamped envelope. If requesting by mail, be sure to reference the bid name and number. The bid tabulations will be mailed to you upon their completion. The results will not be given over the telephone.

22. THE CONTRACT:

- 22.1.** The Bidder to whom award is made shall execute a written contract with the City of San Diego and furnish good and approved bonds and insurance certificates specified by the City within 14 days after receipt by Bidder of a form of contract for execution unless an extension of time is granted to the Bidder in writing.
- 22.2.** If the Bidder takes longer than 14 days to fulfill these requirements, then the additional time taken shall be added to the Bid guarantee. The Contract shall be made in the form adopted by the City, which includes the provision that no claim or suit whatsoever shall be made or brought by Contractor against any officer, agent, or employee of the City for or on account of anything done or omitted to be done in connection with this contract, nor shall any such officer, agent, or employee be liable hereunder.
- 22.3.** If the Bidder to whom the award is made fails to enter into the contract as herein provided, the award may be annulled and the Bidder's Guarantee of Good Faith will be subject to forfeiture. An award may be made to the next lowest responsible and reliable Bidder who shall fulfill every stipulation embraced herein as if it were the party to whom the first award was made.

- 22.4.** Pursuant to the San Diego City Charter section 94, the City may only award a public works contract to the lowest responsible and reliable Bidder. The City will require the Apparent Low Bidder to (i) submit information to determine the Bidder's responsibility and reliability, (ii) execute the Contract in form provided by the City, and (iii) furnish good and approved bonds and insurance certificates specified by the City within 14 Days, unless otherwise approved by the City, in writing after the Bidder receives notification from the City, designating the Bidder as the Apparent Low Bidder and formally requesting the above mentioned items.
- 22.5.** The award of the Contract is contingent upon the satisfactory completion of the above-mentioned items and becomes effective upon the signing of the Contract by the Mayor or designee and approval as to form by the City Attorney's Office. If the Apparent Low Bidder does not execute the Contract or submit required documents and information, the City may award the Contract to the next lowest responsible and reliable Bidder who shall fulfill every condition precedent to award. A corporation designated as the Apparent Low Bidder shall furnish evidence of its corporate existence and evidence that the officer signing the Contract and bond for the corporation is duly authorized to do so.
- 23. EXAMINATION OF PLANS, SPECIFICATIONS, AND SITE OF WORK:** The Bidder shall examine carefully the Project Site, the Plans and Specifications, other materials as described in the Special Provisions, Section 3-9, "TECHNICAL STUDIES AND SUBSURFACE DATA", and the proposal forms (e.g., Bidding Documents). The submission of a Bid shall be conclusive evidence that the Bidder has investigated and is satisfied as to the conditions to be encountered, as to the character, quality, and scope of work, the quantities of materials to be furnished, and as to the requirements of the Bidding Documents Proposal, Plans, and Specifications.
- 24. CITY STANDARD PROVISIONS:** This contract is subject to the following standard provisions. See The WHITEBOOK for details.
- 24.1.** The City of San Diego Resolution No. R-277952 adopted on May 20, 1991 for a Drug-Free Workplace.
- 24.2.** The City of San Diego Resolution No. R-282153 adopted on June 14, 1993 related to the Americans with Disabilities Act.
- 24.3.** The City of San Diego Municipal Code §22.3004 for Contractor Standards.
- 24.4.** The City of San Diego's Labor Compliance Program and the State of California Labor Code §§1771.5(b) and 1776.
- 24.5.** Sections 1777.5, 1777.6, and 1777.7 of the State of California Labor Code concerning the employment of apprentices by contractors and subcontractors performing public works contracts.

- 24.6. The City's Equal Benefits Ordinance (EBO), Chapter 2, Article 2, Division 43 of The San Diego Municipal Code (SDMC).
- 24.7. The City's Information Security Policy (ISP) as defined in the City's Administrative Regulation 90.63.

25. PRE-AWARD ACTIVITIES:

- 25.1. The contractor selected by the City to execute a contract for this Work shall submit the required documentation as specified herein and in the Notice of Intent to Award. Failure to provide the information as specified may result in the Bid being rejected as **non-responsive**.
- 25.2. The decision that bid is non-responsive for failure to provide the information required within the time specified shall be at the sole discretion of the City.

PERFORMANCE BOND, LABOR AND MATERIALMEN'S BOND

FAITHFUL PERFORMANCE BOND AND LABOR AND MATERIALMEN'S BOND:

Ortiz Corporation, a corporation, as principal, and
Markel Insurance Company, a corporation authorized to do
business in the State of California, as Surety, hereby obligate themselves, their successors and assigns,
jointly and severally, to The City of San Diego a municipal corporation in the sum of **Eight Million
Seven Hundred Thirty Dollars and Eight Cents (\$8,000,730.08)** for the faithful performance of the
annexed contract, and in the sum of **Eight Million Seven Hundred Thirty Dollars and Eight Cents
(\$8,000,730.08)** for the benefit of laborers and materialmen designated below.

Conditions:

If the Principal shall faithfully perform the annexed contract with the City of San Diego, California, then the obligation herein with respect to a faithful performance shall be void; otherwise it shall remain in full force.

If the Principal shall promptly pay all persons, firms and corporations furnishing materials for or performing labor in the execution of this contract, and shall pay all amounts due under the California Unemployment Insurance Act then the obligation herein with respect to laborers and materialmen shall be void; otherwise it shall remain in full force.

The obligation herein with respect to laborers and materialmen shall inure to the benefit of all persons, firms and corporations entitled to file claims under the provisions of Article 2. Claimants, (iii) public works of improvement commencing with Civil Code Section 9100 of the Civil Code of the State of California.

Changes in the terms of the annexed contract or specifications accompanying same or referred to therein shall not affect the Surety's obligation on this bond, and the Surety hereby waives notice of same.

The Surety shall pay reasonable attorney's fees should suit be brought to enforce the provisions of this bond.


The Surety expressly agrees that the City of San Diego may reject any contractor or subcontractor which may be proposed by Surety in fulfillment of its obligations in the event of default by the Principal.

The Surety shall not utilize the Principal in completing the improvements and work specified in the Agreement in the event the City terminates the Principal for default.


PERFORMANCE BOND, LABOR AND MATERIALMEN'S BOND (continued)

Dated December 14th, 2021


Approved as to Form

Ortiz Corporation
Principal
By 
Marcelino E. Ortiz
Printed Name of Person Signing for Principal


Mara W. Elliott, City Attorney

By 
Deputy City Attorney

Date 1/31/22

Markel Insurance Company
Surety
By 
Bart Stewart, Attorney-in-fact

Approved:

By 
Cindy Crocker
Acting Deputy Director
Purchasing & Contracting Department

Date 1/28/2022

3131 Camino del Rio N, Ste 1450
Local Address of Surety

San Diego, CA 92108
Local Address (City, State) of Surety

(619) 400-4100
Local Telephone No. of Surety

Premium \$ 45,363.00

Bond No. 4439558

JOINT LIMITED POWER OF ATTORNEY

KNOW ALL MEN BY THESE PRESENTS: That SureTec Insurance Company, a Corporation duly organized and existing under the laws of the State of Texas and having its principal office in the County of Harris, Texas and Markel Insurance Company (the "Company"), a corporation duly organized and existing under the laws of the state of Illinois, and having its principal administrative office in Glen Allen, Virginia, does by these presents make, constitute and appoint:

Bart Stewart

Their true and lawful agent(s) and attorney(s)-in-fact, each in their separate capacity if more than one is named above, to make, execute, seal and deliver for and on their own behalf, individually as a surety or jointly, as co-sureties, and as their act and deed any and all bonds and other undertaking in suretyship provided; however, that the penal sum of any one such instrument executed hereunder shall not exceed the sum of:

Five Million and 00/100 Dollars (\$5,000,000.00)

This Power of Attorney is granted and is signed and sealed under and by the authority of the following Resolutions adopted by the Board of Directors of SureTec Insurance Company and Markel Insurance Company:

"RESOLVED, That the President, Senior Vice President, Vice President, Assistant Vice President, Secretary, Treasurer and each of them hereby is authorized to execute powers of attorney, and such authority can be executed by use of facsimile signature, which may be attested or acknowledged by any officer or attorney, of the company, qualifying the attorney or attorneys named in the given power of attorney, to execute in behalf of, and acknowledge as the act and deed of the SureTec Insurance Company and Markel Insurance Company, as the case may be, all bond undertakings and contracts of suretyship, and to affix the corporate seal thereto."


IN WITNESS WHEREOF, Markel Insurance Company and SureTec Insurance Company have caused their official seal to be hereunto affixed and these presents to be signed by their duly authorized officers on the 7th day of December, 2021.

SureTec Insurance Company

By: 
Michael C. Keimig, President




Markel Insurance Company


By: 
Robin Russo, Senior Vice President

Commonwealth of Virginia
County of Henrico SS:

On this 7th day of December, 2021 A. D., before me, a Notary Public of the Commonwealth of Virginia, in and for the County of Henrico, duly commissioned and qualified, came THE ABOVE OFFICERS OF THE COMPANIES, to me personally known to be the individuals and officers described in, who executed the preceding instrument, and they acknowledged the execution of same, and being by me duly sworn, disposed and said that they are the officers of the said companies aforesaid, and that the seals affixed to the preceding instrument are the Corporate Seals of said Companies, and the said Corporate Seals and their signatures as officers were duly affixed and subscribed to the said instrument by the authority and direction of the said companies, and that Resolutions adopted by the Board of Directors of said Companies referred to in the preceding instrument is now in force.

IN TESTIMONY WHEREOF, I have hereunto set my hand, and affixed my Official Seal at the County of Henrico, the day and year first above written.



By: 
Donna Donavant, Notary Public
My commission expires 1/31/2023


We, the undersigned Officers of SureTec Insurance Company and Markel Insurance Company do hereby certify that the original POWER OF ATTORNEY of which the foregoing is a full, true and correct copy is still in full force and effect and has not been revoked.

IN WITNESS WHEREOF, we have hereunto set our hands, and affixed the Seals of said Companies, on the 14th day of December, 2021.

SureTec Insurance Company

By: 
M. Brent Beatty, Assistant Secretary

Markel Insurance Company

By: 
Richard R. Grinnan, Vice President and Secretary

CALIFORNIA ACKNOWLEDGMENT

CIVIL CODE § 1189

A notary public or other officer completing this certificate verifies only the identity of the individual who signed the document to which this certificate is attached, and not the truthfulness, accuracy, or validity of that document.

State of California

County of San Diego

DEC 14 2021

On _____ before me, Genevieve Sistar, Notary Public

Date

Here Insert Name and Title of the Officer

personally appeared Bart Stewart

Name(s) of Signer(s)

who proved to me on the basis of satisfactory evidence to be the person(s) whose name(s) (is) are subscribed to the within instrument and acknowledged to me that (he)/she/they executed the same in (his) her/their authorized capacity(ies), and that by (his) her/their signature(s) on the instrument the person(s), or the entity upon behalf of which the person(s) acted, executed the instrument.

I certify under PENALTY OF PERJURY under the laws of the State of California that the foregoing paragraph is true and correct.

WITNESS my hand and official seal.



Place Notary Seal and/or Stamp Above

Signature

Genevieve Sistar

Signature of Notary Public

OPTIONAL

Completing this information can deter alteration of the document or fraudulent reattachment of this form to an unintended document.

Description of Attached Document

Title or Type of Document: _____

Document Date: _____ Number of Pages: _____

Signer(s) Other Than Named Above: _____

Capacity(ies) Claimed by Signer(s)

Signer's Name: _____

Corporate Officer – Title(s): _____

Partner – Limited General

Individual Attorney in Fact

Trustee Guardian or Conservator

Other: _____

Signer is Representing: _____

Signer's Name: _____

Corporate Officer – Title(s): _____

Partner – Limited General

Individual Attorney in Fact

Trustee Guardian or Conservator

Other: _____

Signer is Representing: _____

ACKNOWLEDGMENT

A notary public or other officer completing this certificate verifies only the identity of the individual who signed the document to which this certificate is attached, and not the truthfulness, accuracy, or validity of that document.


State of California
County of San Diego

On Dec 21, 2021 before me, Emely P. Acera Biong, Notary Public
(insert name and title of the officer)

personally appeared Marcelino Ortiz,
who proved to me on the basis of satisfactory evidence to be the person(s) whose name(s) is/are subscribed to the within instrument and acknowledged to me that he/she/they executed the same in his/her/their authorized capacity(ies), and that by his/her/their signature(s) on the instrument the person(s), or the entity upon behalf of which the person(s) acted, executed the instrument.

I certify under PENALTY OF PERJURY under the laws of the State of California that the foregoing paragraph is true and correct.

WITNESS my hand and official seal.



Signature Emely P. Acera Biong (Seal)

ATTACHMENTS

ATTACHMENT A
SCOPE OF WORK

SCOPE OF WORK

1. **SCOPE OF WORK:** Construction of Clairemont Mesa E Improv 1 project consists of the installation of approximately 10,114 linear feet (1.92 miles) of 8-inch and 16-inch water mains, replacing existing 4-inch, 8-inch, 12-inch and 16-inch AC water mains; related work includes re-installation of fire hydrants, water services, and other appurtenances. Clairemont Mesa E Improv 1 project also consists of the installation of approximately 6,504 linear feet (1.23 miles) of 8-inch sewer mains, installing 51 new curb ramps; related work includes associated sewer laterals, manholes and other appurtenances.
 - 1.1. The Work shall be performed in accordance with:
 - 1.1.1. The Notice Inviting Bids and Plans numbered **41475-01-D** through **41475-42-D**, inclusive.
2. **LOCATION OF WORK:** The location of the Work is as follows:

Appendix E – Location Map
3. **CONTRACT TIME:** The Contract Time for completion of the Work, shall be **452 Working Days**.

ATTACHMENT B
PHASED FUNDING PROVISIONS

PHASED FUNDING PROVISIONS

1. PRE-AWARD

- 1.1. Within 10 Working Days of the Notice of Intent to Award, the Contractor must contact the Project Manager to discuss fund availability for each phase and shall also submit the following:
 - 1.1.1. Construction Cost Loaded Schedule in accordance with 6-1, "CONSTRUCTION SCHEDULE AND COMMENCEMENT OF THE WORK" and 7-3, "PAYMENT."
- 1.2. Contractor's failure to perform any of the following may result cancelling the award of the Contract:
 - 1.2.1. Meeting with the City's Project Manager to discuss the Phased Funding Schedule.
 - 1.2.2. Agreeing to a Phased Funding Schedule within **thirty** days of meeting with the City's Project Manager.

2. POST-AWARD

- 2.1. Do not start any construction activities for the next phase until the Notice to Proceed (NTP) has been issued by the City. The City will issue a separate NTP for each phase.
- 2.2. The City may issue the NTP for a subsequent phase before the completion of the preceding phase.

PHASED FUNDING SCHEDULE AGREEMENT

BID NUMBER: K-22-2025-DBB-3-A

CONTRACT OR TASK TITLE: Clairemont Mesa East Pipeline Improvement 1

CONTRACTOR: Ortiz Corporation

Funding Phase	Phase Description	Phase Start	Phase Finish	Not-to- Exceed Amount
1	Work to be completed in Phase 1 Shall include, Bonds, Mobilization, Videotaping of conditions, installation of 1.0 miles (minimum) of water mains, appurtenances, fire hydrants, water services and installation of .75 miles (minimum) sewer mains, sewer laterals, replumbs and manholes, including street resurfacing (slurry seal using PUD funds), this phase also includes work associated with bid alternate A,B &C, accessibility improvements and surface striping.	Notice to Proceed (NTP)	01/31/2023	\$ 2,735,736.83 –B18200 (W) \$ 1,455,121.78 –B18202 (S) <i>Subtotal: \$4,190,858.61</i>
2	Work to be completed in Phase 2 shall include installation of remaining water mains (.92 miles), appurtenances, fire hydrants, water services and installation of remaining sewer mains (.49 miles), sewer laterals, replumbs and manholes, including street resurfacing (slurry seal using PUD funds), and remaining of the construction activities associated with the contract and specifications, including work related to the plan sheets 41475-01-D to 41475-42-D. This phase also includes work associated with bid alternate A, B &C, accessibility improvements and surface striping. Alternate D &E is not being awarded.	02/01/2023	Notice of Completion (NOC)	\$ 2,487,033.48 – 18200 (W) \$ 1,322,837.99 –B18202 (S) <i>Subtotal: \$3,809,871.47</i>
Contract Total				\$ 8,000,730.08

Notes:

- 1) WHITEBOOK section 7-3.10, "Phased Funding Compensation" applies.
- 2) The total of all funding phases shall be equal to the TOTAL BID PRICE as shown on BID SCHEDULE 1 - PRICES.
- 3) This PHASED FUNDING SCHEDULE AGREEMENT will be incorporated into the CONTRACT and shall only be revised by written modifications to the CONTRACT.

CITY OF SAN DIEGO

PRINT NAME: Nicole George
Construction Senior Engineer

Signature: *Nicole George*

Date: 12/15/2021

PRINT NAME: Sheila Bose
Design Senior Engineer

Signature: *Sheila Bose*

Date: 12/15/21

CONTRACTOR

PRINT NAME: Jose Ortiz

Title: Sr. Estimator

Signature: *[Handwritten Signature]*

Date: December 15, 2021

ATTACHMENT C

RESERVED

ATTACHMENT D
PREVAILING WAGE

PREVAILING WAGE

1. **PREVAILING WAGE RATES:** Pursuant to San Diego Municipal Code section 22.3019, construction, alteration, demolition, repair and maintenance work performed under this Contract is subject to State prevailing wage laws. For construction work performed under this Contract cumulatively exceeding \$25,000 and for alteration, demolition, repair and maintenance work performed under this Contract cumulatively exceeding \$15,000, the Contractor and its subcontractors shall comply with State prevailing wage laws including, but not limited to, the requirements listed below.
 - 1.1. **Compliance with Prevailing Wage Requirements.** Pursuant to sections 1720 through 1861 of the California Labor Code, the Contractor and its subcontractors shall ensure that all workers who perform work under this Contract are paid not less than the prevailing rate of per diem wages as determined by the Director of the California Department of Industrial Relations (DIR). This includes work performed during the design and preconstruction phases of construction including, but not limited to, inspection and land surveying work.
 - 1.1.1. Copies of such prevailing rate of per diem wages are on file at the City and are available for inspection to any interested party on request. Copies of the prevailing rate of per diem wages also may be found at <http://www.dir.ca.gov/OPRL/DPreWageDetermination.htm>. Contractor and its subcontractors shall post a copy of the prevailing rate of per diem wages determination at each job site and shall make them available to any interested party upon request.
 - 1.1.2. The wage rates determined by the DIR refer to expiration dates. If the published wage rate does not refer to a predetermined wage rate to be paid after the expiration date, then the published rate of wage shall be in effect for the life of this Contract. If the published wage rate refers to a predetermined wage rate to become effective upon expiration of the published wage rate and the predetermined wage rate is on file with the DIR, such predetermined wage rate shall become effective on the date following the expiration date and shall apply to this Contract in the same manner as if it had been published in said publication. If the predetermined wage rate refers to one or more additional expiration dates with additional predetermined wage rates, which expiration dates occur during the life of this Contract, each successive predetermined wage rate shall apply to this Contract on the date following the expiration date of the previous wage rate. If the last of such predetermined wage rates expires during the life of this Contract, such wage rate shall apply to the balance of the Contract.
 - 1.2. **Penalties for Violations.** Contractor and its subcontractors shall comply with California Labor Code section 1775 in the event a worker is paid less than the prevailing wage rate for the work or craft in which the worker is employed. This shall be in addition to any other applicable penalties allowed under Labor Code sections 1720 – 1861.

- 1.3. Payroll Records.** Contractor and its subcontractors shall comply with California Labor Code section 1776, which generally requires keeping accurate payroll records, verifying and certifying payroll records, and making them available for inspection. Contractor shall require its subcontractors to also comply with section 1776. Contractor and its subcontractors shall submit weekly certified payroll records online via the City's web-based Labor Compliance Program. Contractor is responsible for ensuring its subcontractors submit certified payroll records to the City.
- 1.3.1.** Contractor and their subcontractors shall also furnish records specified in Labor Code section 1776 directly to the Labor Commissioner in the manner required by Labor Code section 1771.4.
- 1.4. Apprentices.** Contractor and its subcontractors shall comply with California Labor Code sections 1777.5, 1777.6 and 1777.7 concerning the employment and wages of apprentices. Contractor is held responsible for the compliance of their subcontractors with sections 1777.5, 1777.6 and 1777.7.
- 1.5. Working Hours.** Contractor and their subcontractors shall comply with California Labor Code sections 1810 through 1815, including but not limited to: (i) restrict working hours on public works contracts to eight hours a day and forty hours a week, unless all hours worked in excess of 8 hours per day are compensated at not less than 1½ times the basic rate of pay; and (ii) specify penalties to be imposed on contractors and subcontractors of \$25 per worker per day for each day the worker works more than 8 hours per day and 40 hours per week in violation of California Labor Code sections 1810 through 1815.
- 1.6. Required Provisions for Subcontracts.** Contractor shall include at a minimum a copy of the following provisions in any contract they enter into with a subcontractor: California Labor Code sections 1771, 1771.1, 1775, 1776, 1777.5, 1810, 1813, 1815, 1860 and 1861.
- 1.7. Labor Code Section 1861 Certification.** Contractor in accordance with California Labor Code section 3700 is required to secure the payment of compensation of its employees and by signing this Contract, Contractor certifies that "I am aware of the provisions of Section 3700 of the California Labor Code which require every employer to be insured against liability for workers' compensation or to undertake self-insurance in accordance with the provisions of that code, and I will comply with such provisions before commencing the performance of the work of this Contract."
- 1.8. Labor Compliance Program.** The City has its own Labor Compliance Program authorized in August 2011 by the DIR. The City will withhold contract payments when payroll records are delinquent or deemed inadequate by the City or other governmental entity, or it has been established after an investigation by the City or other governmental entity that underpayment(s) have occurred. For questions or assistance, please contact the City of San Diego's Prevailing Wage Unit at 858-627-3200.

- 1.9. Contractor and Subcontractor Registration Requirements.** This project is subject to compliance monitoring and enforcement by the DIR. A contractor or subcontractor shall not be qualified to bid on, be listed in a bid or proposal, subject to the requirements of section 4104 of the Public Contract Code, or engage in the performance of any contract for public work, unless currently registered and qualified to perform public work pursuant to Labor Code section 1725.5. It is not a violation of this section for an unregistered contractor to submit a bid that is authorized by Section 7029.1 of the Business and Professions code or by Section 10164 or 20103.5 of the Public Contract Code, provided the contractor is registered to perform public work pursuant to Section 1725.5 at the time the contract is awarded.
- 1.9.1.** A Contractor's inadvertent error in listing a subcontractor who is not registered pursuant to Labor Code section 1725.5 in response to a solicitation shall not be grounds for filing a bid protest or grounds for considering the bid non-responsive provided that any of the following apply: (1) the subcontractor is registered prior to bid opening; (2) within twenty-four hours after the bid opening, the subcontractor is registered and has paid the penalty registration fee specified in Labor Code section 1725.5; or (3) the subcontractor is replaced by another registered subcontractor pursuant to Public Contract Code section 4107.
- 1.9.2.** By submitting a bid or proposal to the City, Contractor is certifying that he or she has verified that all subcontractors used on this public work project are registered with the DIR in compliance with Labor Code sections 1771.1 and 1725.5, and Contractor shall provide proof of registration for themselves and all listed subcontractors to the City at the time of bid or proposal due date or upon request.
- 1.10. Stop Order.** For Contractor or its subcontractors engaging in the performance of any public work contract without having been registered in violation of Labor Code sections 1725.5 or 1771.1, the Labor Commissioner shall issue and serve a stop order prohibiting the use of the unregistered contractors or unregistered subcontractor(s) on ALL public works until the unregistered contractor or unregistered subcontractor(s) is registered. Failure to observe a stop order is a misdemeanor.
- 1.11. List of all Subcontractors.** The Contractor shall provide the list of subcontractors (regardless of tier), along with their DIR registration numbers, utilized on this Contract prior to any work being performed; and the Contractor shall provide a complete list of all subcontractors with each invoice. Additionally, Contractor shall provide the City with a complete list of all subcontractors (regardless of tier) utilized on this contract within ten working days of the completion of the contract, along with their DIR registration numbers. The City shall withhold final payment to Construction Management Professional until at least thirty (30) days after this information is provided to the City.
- 1.12. Exemptions for Small Projects.** There are limited exemptions for installation, alteration, demolition, or repair work done on projects of \$25,000 or less. The Contractor shall still comply with Labor Code sections 1720 et. seq. The only recognized exemptions are listed below:
- 1.12.1.** Registration. The Contractor will not be required to register with the DIR for small projects. (Labor Code section 1771.1).

- 1.12.2.** Certified Payroll Records. The records required in Labor Code section 1776 shall be required to be kept and submitted to the City of San Diego, but will not be required to be submitted online with the DIR directly. The Contractor will need to keep those records for at least three years following the completion of the Contract. (Labor Code section 1771.4).
- 1.12.3.** List of all Subcontractors. The Contractor shall not be required to hire only registered subcontractors and is exempt from submitting the list of all subcontractors that is required in section 1.11 above. (Labor code section 1773.3).

ATTACHMENT E
SUPPLEMENTARY SPECIAL PROVISIONS

SUPPLEMENTARY SPECIAL PROVISIONS

The following Supplementary Special Provisions (SSP) modifies the following documents:

1. The **2018 Edition** of the Standard Specifications for Public Works Construction (The "GREENBOOK").
2. The **2018 Edition** of the City of San Diego Standard Specifications for Public Works Construction (The "WHITEBOOK"), including the following:
 - a) General Provisions (A) for all Construction Contracts.

PART 0 – EQUAL OPPORTUNITY CONTRACTING PROGRAM (EOCP)

SECTION A – GENERAL REQUIREMENTS

0-12 CONTRACT RECORDS AND REPORTS. To the "WHITEBOOK", DELETE in its entirety and SUBSTITUTE with the following:

1. You shall maintain records of all subcontracts and invoices from your Subcontractors and Suppliers for work on this project. Records shall show name, telephone number including area code, and business address of each Subcontractor, Supplier, and joint venture partner, and the total amount actually paid to each firm. Project relevant records, regardless of tier, may be periodically reviewed by the City.
2. You shall retain all records, books, papers, and documents pertinent to the Contract for a period of not less than 5 years after Notice of Completion and allow access to said records by the City's authorized representatives.
3. You shall submit the following reports using the City's web-based contract compliance (Prism® portal):
 - a) **Monthly Payment.** You shall submit Monthly Payment Reporting by the 10th day of the subsequent month. Incomplete and/or delinquent reporting may cause payment delays, non-payment of invoices, or both.
4. The records maintained under item 1, described above, shall be consolidated into a Final Summary Report, certified as correct by an authorized representative of the Contractor. The Final Summary Report shall include all subcontracting activities and be sent to the EOCP Program Manager prior to Acceptance. Failure to comply may result in assessment of liquidated damages or withholding of retention. The City will review and verify 100% of subcontract participation reported in the Final Summary Report prior to approval and

release of final retention to you. In the event your Subcontractors are owed money for completed Work, the City may authorize payment to subcontractor via a joint check from the withheld retention.

SECTION 1 – GENERAL, TERMS, DEFINITIONS, ABBREVIATIONS, UNITS OF MEASURE, AND SYMBOLS

1-2 TERMS AND DEFINITIONS. To the “WHITEBOOK”, items 43, 56, 69, and 102, DELETE in their entirety and SUBSTITUTE with the following:

43. **Field Order** - A Field Order is a written agreement by the Engineer to compensate you for Work items in accordance with 2-8, “EXTRA WORK” or 2-9, “CHANGED CONDITIONS”. A Field Order does not change the Contract Price, Contract Time, or the scope intent of the Contract. The unused portion of the Field Order shall revert to the City upon Acceptance.
56. **Notice of Completion (NOC)** - A document recorded with the County of San Diego to signify that the Contract Work has been completed and accepted by the City.
69. **Punchlist** - A list of items of Work or corrections generated after a Walk-through that is conducted when you consider that the Work and Services are complete, and as verified by the Owner. The Punchlist may be completed in phases if defined in the Contract.
102. **Walk-through** - An inspection the City uses to verify the completion of the Project or phase of the Project and to generate a Punchlist prior to Acceptance.

To the “WHITEBOOK”, item 54, “Normal Working Hours”, ADD the following:

The **Normal Working Hours** are **8:00 AM to 3:30 PM**.

To the “WHITEBOOK”, ADD the following:

108. **Acceptance** – When all of the Contract Work, including all Punchlist items, is deemed officially complete by the City Asset Owning Department or Deputy City Engineer.
109. **Occupancy** – When the Owner deems a building is ready for use, the Owner will issue a certificate of Occupancy in writing.
110. **Substantial Completion** – When all Contract Work is deemed complete by the Contractor in writing, and as verified by the Owner. Substantial Completion may be completed in phases if defined in the Contract.

1-7.1.3 Requests for Information (RFI). To the “WHITEBOOK”, DELETE in its entirety and SUBSTITUTE with the following:

1. Should You discover a conflict, omission, errors in the Contract Documents, differences with existing field conditions, or have any questions concerning interpretation or clarification of Contract Documents, or when you propose

deviations to the standards or design, you shall submit a Request for Information (RFI) to the City regarding your question or clarification within **1 Working Day**.

2. Your RFI shall meet the following requirements:
 - a) All RFIs, whether by You or your Subcontractor or supplier at any tier, shall be submitted by You to the City.
 - b) RFIs shall be numbered sequentially.
 - c) You shall clearly and concisely set forth the single issue for which interpretation or clarification is sought, indicate Specification Section numbers, Contract Drawing numbers, and details, or other items involved, and state why a response is required from the City.
 - d) RFIs shall be submitted within **1 Working Day** in order that they may be adequately researched and answered before the response affects any critical activity of the Work.
 - e) Should You believe that a response to an RFI causes a change to the requirements of the Contract, You shall, before proceeding, give written notice to the City, indicating that You believe that City response to the RFI to be a Change Order. Failure to give such written notice within **5 Working Days** of receipt of the City's response to the RFI shall waive Your right to seek additional time or cost.
3. The City will respond to RFIs within **5 Working Days** unless the City notifies You in writing that a response will take longer. The **5 Working Days** shall begin when the RFI is received and dated by the City. Responses from the City will not change any requirement of the Contract unless so noted by the City in the response to the RFI. The City will not issue a Change Order for Extra Work or additional time when the issue raised in the RFI was due to your fault, neglect, or any unauthorized deviations from the project design or specifications.
4. If You proceed in resolving a conflict, omission, or any error in the Contract Documents without sending the City an RFI in accordance with the requirements stated above, the City may require You to remove such work at Your cost or back charge You the cost to remove this work.

1-7.2 Contract Bonds. To the "WHITEBOOK", item 1, DELETE in its entirety and SUBSTITUTE with the following:

1. Before execution of the Contract, file payment and performance bonds with the City to be approved by the Board in the amounts and for the purposes noted. Bonds shall be executed by a responsible surety as follows:
 - a) If the Work is being funded with state or local money, consistent with California Code of Civil Procedure §995.670, the Surety shall be an "admitted surety" authorized by the State of California Department of Insurance to transact surety insurance in the State.

- b) If the Work is being funded with federal money, the Surety shall be listed in the U.S. Treasury Department Circular 570 and shall be in conformance with the specified Underwriting Limitations.

To the "WHITEBOOK", item 2, subsection "a", subsection "i", DELETE in its entirety and SUBSTITUTE with the following:

- i. A "Payment Bond" (Materials and Labor Bond) is optional. If no bond is submitted, no payment shall be made until 35 Calendar Days after Acceptance and any lien requirements have been fulfilled. If a bond is submitted, progress payments shall be made in accordance with these Specifications.

To the "WHITEBOOK", item 2, subsection "d", DELETE in its entirety and SUBSTITUTE with the following:

- d) For Contracts over \$100,000:
 - i. A "Payment Bond" (Materials and Labor Bond) for 100% of the Contract Price to satisfy claims of material Suppliers and of mechanics and laborers employed on the Work. You shall maintain the bond in full force and effect until Acceptance and until all claims for materials and labor are paid and shall otherwise comply with the Government Code.
 - ii. A "Faithful Performance Bond" for 100% of the Contract Price to guarantee faithful performance of Work, within the time prescribed and in a manner satisfactory to the City, that materials and workmanship shall be free from original or developed defects.

To the "WHITEBOOK", item 7, DELETE in its entirety and SUBSTITUTE with the following:

- 7. You shall require the Surety to mail its standard "Bond Status" form to the Engineer at the following address:

Deputy Director
Construction Management and Field Engineering Division
9573 Chesapeake Drive San Diego, CA 92123

SECTION 3 - CONTROL OF THE WORK

3-2 SELF-PERFORMANCE. To the "GREENBOOK", DELETE in its entirety and SUBSTITUTE with the following:

- 1. You shall perform, with your own organization, Contract Work amounting to at least 50% of the Base Bid.

3-3 SUBCONTRACTORS. To the "WHITEBOOK", ADD the following:

- 6. When a Subcontractor fails to prosecute a portion of the Work in a manner satisfactory to the City, you shall remove such Subcontractor immediately upon written request of the City and shall request approval of a replacement

Subcontractor to perform the Work in accordance with California Public Contract Code (PCC), Subletting and Subcontracting, Section 4107, at no added cost to the City.

3-10 **SURVEYING.** To the “GREENBOOK” and “WHITEBOOK”, DELETE in its entirety and SUBSTITUTE with the following:

3-10 **SURVEYING (DESIGN-BID-BUILD).**

3-10.1 **General.**

1. You shall provide all required site layout and general grade checking work not specified in 3-10.2, “Survey Services Provided by City”.
2. Notify the City, in writing, at least 2 Working Days prior to requesting survey services provided by the City.

3-10.2 **Survey Services Provided by City.**

1. Monument Perpetuation, including mark-outs. You are responsible for requesting the coordination of these services.
 - a) If at any time a monument will be destroyed or covered, such monument shall be perpetuated in accordance with state law. Inform the City Engineering Support & Technical Services Division’s Land Survey Section (LSS), via project Resident Engineer, if any monument will be destroyed or covered during any construction activity.
2. The following surveying services (including construction staking), as defined in California Business & Professions Code §8726, shall be provided by the City:
 - a) Locating or establishing alignment or elevations of all features or structures shown on project Plans.
 - b) Locating or establishing geodetic control points for all site feature or structure locations.
 - c) Produce topographic as-built data.
 - d) Locating, establishing, or re-establishing monuments, property lines, right-of-way lines, or easement lines.
 - e) Verifying structure finish grade elevations.
3. All construction survey stakes, control points, and other survey related marks provided by the City shall be preserved for the duration of the Project. If any construction survey stakes, control points, or other survey related marks are lost or disturbed and need to be replaced, such replacement shall be performed at your expense.

3-10.3 Payment.

1. The payment for site layout and general grade checking Work, coordination, and preservation of all survey related marks shall be included in the Contract Price.

3-12.1 General. To the "WHITEBOOK", ADD the following:

2. You shall provide a PM-10 certified self-loading motorized street sweeper equipped with a functional water spray system for this project.
3. You shall sweep all paved areas within the Work site and all paved haul routes as specified below:
 - a) Every Friday on a weekly basis.
 - b) 1 Working Day prior to each rain event.
 - c) As directed by the Engineer.

If these requirements would require you to sweep on a Holiday or Weekend, then you shall sweep the next available Working Day prior to that Holiday or Weekend.

3-12.7 Drinking Water Discharges Requirements. To the "WHITEBOOK", ADD the following:

1. You shall record the results for each discharge event on the City's Drinking Water Discharge Monitoring form included as **Appendix H - Monthly Drinking Water Discharge Monitoring Form.**

3-13.1 Completion. To the "GREENBOOK", DELETE in its entirety and SUBSTITUTE with the following:

1. You shall submit a written assertion that the Work has been completed and is ready for Owner Acceptance. If, in the Engineer's judgment, the Work has been completed in accordance with the Contract Documents, the Engineer will set forth in writing the date the Work was completed. This will be the date that you are relieved from responsibility to protect and maintain the Work and to which liquidated damages will be computed.

3-13.1.1 Requirements Before Requesting a Walk-through. To the "WHITEBOOK", DELETE in its entirety and SUBSTITUTE with the following:

3-13.1.1 Requirements Before Requesting Substantial Completion.

1. The following items are required prior to requesting a Substantial Completion:
 - a) Remove temporary facilities from the Site.
 - b) Thoroughly cleaning the Site and removing all mark outs and construction staking.

- c) Provide completed and signed Red-lines in accordance with 3-7.3 "Redlines and Record Documents".
- d) Provide all material and equipment maintenance and operation instructions and/or manuals.
- e) Provide all tools which are permanent parts of the equipment installed in the Project.
- f) Provide and properly identify all keys for construction and all keys for permanent Work.
- g) Provide all final Special Inspection reports required by the applicable building Code.
- h) Provide all items specified to be supplied as extra stock. Wrap, seal, or place in a container all items as necessary to allow for storage by the City for future use. Verify the specified quantities.
- i) Ensure that all specified EOCP and certified wage rate documentations covering the Contract Time have been submitted.
- j) If the Work includes installing an irrigation system, provide the spare parts for the proposed irrigation system as specified in the Special Provisions.
- k) If the Work includes sewer and storm drain installations, the inspection shall include televising in accordance with 306-18, "VIDEO INSPECTION".
- l) If the Work includes a Plant Establishment Period, Work in accordance with 801-6, "MAINTENANCE AND PLANT ESTABLISHMENT" shall be completed prior to requesting Substantial Completion, unless approved otherwise by the Owner.
- m) Notify the Engineer to arrange a final inspection of any permanent BMPs installed.

3-13.1.2 Walk-through and Punchlist Procedure. To the "WHITEBOOK", DELETE in its entirety and SUBSTITUTE with the following:

1. You shall notify the Engineer 15 Working Days in advance of date of anticipated Substantial Completion to allow time for Engineer to schedule a Walk-through.
2. After you complete the requirements in 3-13.1.1, "Requirements Before Requesting Substantial Completion" and when you consider that the Work is Substantially Complete, you will notify the Engineer in writing that the Project is Substantially Complete and request a Walk-through. The Engineer will review your request and determine if the Project is ready for a Walk-through, by verifying whether you have completed all items as required by 3-13.1.1, "Requirements Before Requesting Substantial Completion". Within 7 Working Days, the City will either reject your request for a Walk-through in writing or

schedule and conduct a Walk-through inspection. The Engineer shall facilitate the Walk-through.

3. The following documents shall be provided at the time of your Walk-through request: As-Built markup, Plans, specifications, technical data such as submittals and equipment manuals, draft final payment, warranties, material certifications, bonds, guarantees, maintenance service agreements, and maintenance and operating manuals.
4. Written warranties, except manufacturer's standard printed warranties, shall be on a letterhead addressed to you. Warranties shall be submitted in the format described in this section, modified as approved by the City, to suit the conditions pertaining to the warranty. Lack of submitting these items will delay start of Walk-through.
5. The Engineer will provide you with the Punchlist within 15 Working Days after the date of the Walk-through. The City shall not provide a preliminary Punchlist.
6. If the Engineer finds that the Project is not Substantially Complete as defined herein, the Engineer will terminate the Walk-through and notify you in writing.
7. If, at any time during the Engineer's evaluation of the corrective Work required by the Punchlist, the Engineer discovers that additional corrective Work is required, the Engineer may include that corrective Work in the Punchlist.
8. You shall remain solely responsible for the Project Site until the Project is completely operational, all Punchlist items have been corrected, all operation and maintenance manuals have been approved, all necessary warranty letters have been received, and the work is formally accepted by the City.
9. The Engineer shall meet with you within 5 Working Days of notification that all Punchlist items are corrected. You shall complete the Punchlist within 30 Working Days and Working Days will continue to be counted until Acceptance of the Project.

3-13.2 Acceptance. To the "WHITEBOOK", DELETE in its entirety and SUBSTITUTE with the following:

1. You shall provide the completed, signed, and stamped DS-563 to the Engineer prior to Acceptance.
2. You shall deliver the final As-builts and final billing prior to Acceptance.
3. You shall assemble and deliver to the Engineer a Final Summary Report and Affidavit of Disposal prior to Acceptance.
4. Acceptance shall occur after all of the requirements contained in the Contract Documents have been fulfilled. If, in the Engineer's judgment, you have fully performed the Contract, the Engineer will recommend to the City Engineer that your performance of the Contract be accepted. You shall receive notification of Acceptance in writing from the Owner and counting of working days shall cease and Warranty begins.

5. Retention can be released 35 Calendar Days after NOC. Submit your request for retention to the Resident Engineer and they will mail to you a "Release of Claims" form which shall be completed and returned before the retention will be released.

3-13.3

Warranty. To the "WHITEBOOK", DELETE in its entirety and SUBSTITUTE with the following:

1. You shall warranty and repair all defective materials and workmanship for a period of 1 year. This call back warranty period shall start on the date the Work was accepted by the City unless the City has Beneficial Use or takes Occupancy of the project earlier (excluding water, sewer, and storm drain projects).
2. You shall warranty the Work free from all latent defects for 10 years and patent defects for a period of 4 years.
3. The warranty period for specific items covered under manufacturers or suppliers' warranties shall commence on the date they are placed into service at the direction of the Engineer in writing.
4. All express warranties from Subcontractors, manufacturers', or Suppliers', of any tier, for the materials furnished and Work performed shall be assigned, in writing, to the City, and shall be delivered to the Engineer prior to the Acceptance of your performance of the Contract.
5. Replace or repair defective materials and workmanship in a manner satisfactory to the Engineer after notice to do so from the Engineer and within the time specified in the notice. If you fail to make such replacements or repairs within the time specified in the notice, the City may perform the replacement or repairs at your expense. If you fail to reimburse the City for the actual costs, your Surety shall be liable for the cost.
6. Items that shall be warrantied free from defective workmanship and materials for a period longer than 1 year are as follows:

Specified Item	Minimum Warranty Period
Detectable Warning Tile Construction	3 Years of Manufacturer's Warranty
All Work Under SECTION 500 - PIPELINE REHABILITATION	3 Years
Fiber Optic Interconnect Cables	2 Years
Luminaires*	10 Years of Manufacturer's Warranty
LED Signal Modules	3 Years of Manufacturer's Warranty

Specified Item	Minimum Warranty Period
Field Devices Associated with 700-6.3, "Adaptive Control Note"	See 700-6.3.9, "Warranty"

* Provide documentation verifying that the induction luminaire models being offered for the Project are covered by the 10-year warranty.

7. If installed, you shall provide the City and property owner a copy of the manufacturer's warranty for private sewer pumps, including the alarm panel and all other accessories.
 - a) You shall involve the manufacturer in the installation and startup as needed to secure any extended warranty required.
 - b) Nothing in here is intended to limit any manufacturer's warranty which provides the City with greater warranty rights than set forth in this section or the Contract Documents.
 - c) The warranty shall include all components. The form of the warranty shall be approved by the Engineer in accordance with 3-13.3.2, "Warranty Format Requirements".
8. If, during the warranty period, any item of the Work is found to be Defective Work, you shall correct it promptly after receipt of written notice from the City to do so. The warranty period shall be extended with respect to portions of the Work corrected as part of the warranty requirements.

3-15.3 Coordination. To the "WHITEBOOK", ADD the following:

2. Other adjacent City projects are scheduled for construction for the same time period in the vicinity of the project. See **Appendix F – Adjacent Project Map** for the approximate location. Coordinate the Work with the adjacent projects as listed below:
 - a) Clairemont Mesa East Improv 4 (S) B-20034, Sr: Joe Diab (619) 533-4615, PM: Jose Villa (619) 533-3196
 - b) Accelerated Sewer Referral Group 852 B-19064, Sr: Nicole Salem (619) 533-7443, PM: Matthew Veverka (619) 533-5192

SECTION 4 - CONTROL OF MATERIALS

4-3.6 Preapproved Materials. To the "WHITEBOOK", ADD the following:

3. You shall submit in writing a list of all products to be incorporated in the Work that are on the AML.

4-6 TRADE NAMES. To the “WHITEBOOK”, ADD the following:

11. You shall submit your list of proposed substitutions for an “equal” item **no later than 5 Working Days after the determination of the Apparent Low Bidder** and on the City’s Product Submittal Form available at:

<https://www.sandiego.gov/ecp/edocref/>

SECTION 5 – LEGAL RELATIONS AND RESPONSIBILITIES

5-4 INSURANCE. To the “GREENBOOK”, DELETE in its entirety and SUBSTITUTE with the following:

5-4 INSURANCE.

1. The insurance provisions herein shall not be construed to limit your indemnity obligations contained in the Contract.

5-4.1 Policies and Procedures.

1. You shall procure the insurance described below, at its sole cost and expense, to provide coverage against claims for loss including injuries to persons or damage to property, which may arise out of or in connection with the performance of the Work by you, your agents, representatives, officers, employees or Subcontractors.
2. Insurance coverage for property damage resulting from your operations is on a replacement cost valuation. The market value will not be accepted.
3. You shall maintain this insurance for the duration of this Contract and at all times thereafter when you are correcting, removing, or replacing Work in accordance with this Contract. Your liabilities under the Contract, e.g., your indemnity obligations, is not deemed limited to the insurance coverage required by this Contract.
4. The payment for insurance shall be included in the Contract Price as bid by you. Except as specifically agreed to by the City in writing, you are not entitled to any additional payment. Do not begin any Work under this Contract until you have provided, and the City has approved all required insurance.
5. Policies of insurance shall provide that the City is entitled to 30 Days (10 Days for cancellation due to non-payment of premium) prior written notice of cancellation or non-renewal of the policy. Maintenance of specified insurance coverage is a material element of the Contract. Your failure to maintain or renew coverage or to provide evidence of renewal during the term of the Contract may be treated by the City as a material breach of the Contract.

5-4.2 Types of Insurance.

5-4.2.1 Commercial General Liability Insurance.

1. Commercial General Liability Insurance shall be written on the current version of the ISO Occurrence form CG 00 01 07 98 or an equivalent form providing coverage at least as broad.
2. The policy shall cover liability arising from premises and operations, XCU (explosions, underground, and collapse), independent contractors, products/completed operations, personal injury and advertising injury, bodily injury, property damage, and liability assumed under an insured's contract (including the tort liability of another assumed in a business contract).
3. There shall be no endorsement or modification limiting the scope of coverage for either "insured vs. insured" claims or contractual liability. You shall maintain the same or equivalent insurance for at least 10 years following completion of the Work.
4. All costs of defense shall be outside the policy limits. Policy coverage shall be in liability limits of not less than the following:

<u>General Annual Aggregate Limit</u>	<u>Limits of Liability</u>
Other than Products/Completed Operations	\$2,000,000
Products/Completed Operations Aggregate Limit	\$2,000,000
Personal Injury Limit	\$1,000,000
Each Occurrence	\$1,000,000

5-4.2.2 Commercial Automobile Liability Insurance.

1. You shall provide a policy or policies of Commercial Automobile Liability Insurance written on the current version of the ISO form CA 00 01 12 90 or later version or equivalent form providing coverage at least as broad in the amount of \$1,000,000 combined single limit per accident, covering bodily injury and property damage for owned, non-owned, and hired automobiles ("Any Auto").
2. All costs of defense shall be outside the limits of the policy.

5-4.2.3 Contractors Pollution Liability Insurance.

1. You shall procure and maintain at your expense or require your Subcontractor, as described below, to procure and maintain the Contractors Pollution Liability Insurance including contractual liability coverage to cover liability arising out of cleanup, removal, storage, or handling of hazardous or toxic chemicals, materials, substances, or any other pollutants by you or any Subcontractor in an amount not less than \$2,000,000 limit for bodily injury and property damage.

2. All costs of defense shall be outside the limits of the policy. Any such insurance provided by your Subcontractor instead of you shall be approved separately in writing by the City.
3. For approval of a substitution of your Subcontractor's insurance, you shall certify that all activities for which the Contractors Pollution Liability Insurance will provide coverage will be performed exclusively by the Subcontractor providing the insurance. The deductible shall not exceed \$25,000 per claim.
4. Contractual liability shall include coverage of tort liability of another party to pay for bodily injury or property damage to a third person or organization. There shall be no endorsement or modification of the coverage limiting the scope of coverage for either "insured vs. insured" claims or contractual liability.
5. Occurrence based policies shall be procured before the Work commences and shall be maintained for the Contract Time. Claims Made policies shall be procured before the Work commences, shall be maintained for the Contract Time, and shall include a 12 month extended Claims Discovery Period applicable to this contract or the existing policy or policies that shall continue to be maintained for 12 months after the completion of the Work without advancing the retroactive date.
6. Except as provided for under California law, the policy or policies shall provide that the City is entitled to 30 Days prior written notice (10 Days for cancellation due to non-payment of premium) of cancellation or non-renewal of the policy or policies.

5-4.2.4 Contractors Hazardous Transporters Pollution Liability Insurance.

1. You shall provide at your expense or require your Subcontractor to provide, as described below, Contractors Hazardous Transporters Pollution Liability Insurance including contractual liability coverage to cover liability arising out of transportation of hazardous or toxic, materials, substances, or any other pollutants by you or any Subcontractor in an amount not less than \$2,000,000 limit per occurrence/aggregate for bodily injury and property damage.
2. All costs of defense shall be outside the limits of the policy. The deductible shall not exceed \$25,000 per claim. Any such insurance provided by a subcontractor instead of you shall be approved separately in writing by the City.
3. For approval of the substitution of Subcontractor's insurance the Contractor shall certify that all activities for which Contractors Hazardous Transporters Pollution Liability Insurance will provide coverage will be performed exclusively by the Subcontractor providing the insurance.
4. Contractual liability shall include coverage of tort liability of another party to pay for bodily injury or property damage to a third person or organization. There shall be no endorsement or modification of the coverage limiting the scope of coverage for either "insured vs. insured" claims or contractual liability. Occurrence based policies shall be procured before the Work commences and

shall be maintained for the duration of this Contract. Claims Made policies shall be procured before the Work commences, shall be maintained for the duration of this contract, and shall include a 12 month extended Claims Discovery Period applicable to this contract or the existing policy or policies that shall continue to be maintained for 12 months after the completion of the Work under this Contract without advancing the retroactive date.

5. Except as provided for under California law, the policy or policies shall provide that the City is entitled to 30 Days prior written notice (10 Days for cancellation due to non-payment of premium) of cancellation or non-renewal of the policy or policies.

5-4.3 Rating Requirements. Except for the State Compensation Insurance Fund, all insurance required by this Contract as described herein shall be carried only by responsible insurance companies with a rating of, or equivalent to, at least "A-, VI" by A.M. Best Company, that are authorized by the California Insurance Commissioner to do business in the State, and that have been approved by the City.

5-4.3.1 Non-Admitted Carriers. The City will accept insurance provided by non-admitted, "surplus lines" carriers only if the carrier is authorized to do business in the State and is included on the List of Approved Surplus Lines Insurers (LASLI list).

All policies of insurance carried by non-admitted carriers shall be subject to all of the requirements for policies of insurance provided by admitted carriers described herein.

5-4.4 Evidence of Insurance. Furnish to the City documents e.g., certificates of insurance and endorsements evidencing the insurance required herein, and furnish renewal documentation prior to expiration of this insurance. Each required document shall be signed by the insurer or a person authorized by the insurer to bind coverage on its behalf. We reserve the right to require complete, certified copies of all insurance policies required herein.

5-4.5 Policy Endorsements.

5-4.5.1 Commercial General Liability Insurance.

5-4.5.1.1 Additional Insured.

1. You shall provide at your expense policy endorsement written on the current version of the ISO Occurrence form CG 20 10 11 85 or an equivalent form providing coverage at least as broad.
2. To the fullest extent allowed by law e.g., California Insurance Code §11580.04, the policy shall be endorsed to include the City and its respective elected officials, officers, employees, agents, and representatives as additional insured.
3. The additional insured coverage for projects for which the Engineer's Estimate is \$1,000,000 or more shall include liability arising out of:
 - a) Ongoing operations performed by you or on your behalf,
 - b) your products,

- c) your Work, e.g., your completed operations performed by you or on your behalf, or
 - d) premises owned, leased, controlled, or used by you.
4. The additional insured coverage for projects for which the Engineer's Estimate is less than \$1,000,000 shall include liability arising out of:
- a) Ongoing operations performed by you or on your behalf,
 - b) your products, or
 - c) premises owned, leased, controlled, or used by you.

5-4.5.1.2 Primary and Non-Contributory Coverage. The policy shall be endorsed to provide that the coverage with respect to operations, including the completed operations, if appropriate, of the Named Insured is primary to any insurance or self-insurance of the City and its elected officials, officers, employees, agents and representatives. Further, it shall provide that any insurance maintained by the City and its elected officials, officers, employees, agents and representatives shall be in excess of your insurance and shall not contribute to it.

5-4.5.1.3 Project General Aggregate Limit. The policy or policies shall be endorsed to provide a Designated Construction Project General Aggregate Limit that will apply only to the Work. Only claims payments which arise from the Work shall reduce the Designated Construction Project General Aggregate Limit. The Designated Construction Project General Aggregate Limit shall be in addition to the aggregate limit provided for the products-completed operations hazard.

5-4.5.2 Commercial Automobile Liability Insurance.

5-4.5.2.1 Additional Insured. Unless the policy or policies of Commercial Auto Liability Insurance are written on an ISO form CA 00 01 12 90 or a later version of this form or equivalent form providing coverage at least as broad, the policy shall be endorsed to include the City and its respective elected officials, officers, employees, agents, and representatives as additional insured, with respect to liability arising out of automobiles owned, leased, hired or borrowed by you or on your behalf. This endorsement is limited to the obligations permitted by California Insurance Code §11580.04.

5-4.5.3 Contractors Pollution Liability Insurance Endorsements.

5-4.5.3.1 Additional Insured.

1. The policy or policies shall be endorsed to include as an Insured the City and its respective elected officials, officers, employees, agents, and representatives, with respect to liability arising out of:
 - a) Ongoing operations performed by you or on your behalf,

- b) your products,
- c) your work, e.g., your completed operations performed by you or on your behalf, or
- d) premises owned, leased, controlled, or used by you.

Except that in connection with, collateral to, or affecting any construction contract to which the provisions of subdivision (b) of § 2782 of the California Civil Code apply, this endorsement shall not provide any duty of indemnity coverage for the active negligence of the City and its respective elected officials, officers, employees, agents, and representatives in any case where an agreement to indemnify the City and its respective elected officials, officers, employees, agents, and representatives would be invalid under subdivision (b) of §2782 of the California Civil Code.

- 2. In any case where a claim or loss encompasses the negligence of the Insured and the active negligence of the City and its respective elected officials, officers, employees, agents, and representatives that are not covered because of California Insurance Code §11580.04, the insurer's obligation to the City and its respective elected officials, officers, employees, agents, and representatives shall be limited to obligations permitted by California Insurance Code §11580.04.

5-4.5.3.2 Primary and Non-Contributory Coverage. The policy or policies shall be endorsed to provide that the insurance afforded by the Contractors Pollution Liability Insurance policy or policies is primary to any insurance or self-insurance of the City and its elected officials, officers, employees, agents and representatives with respect to operations including the completed operations of the Named Insured. Any insurance maintained by the City and its elected officials, officers, employees, agents and representatives shall be in excess of your insurance and shall not contribute to it.

5-4.5.3.3 Severability of Interest. For Contractors Pollution Liability Insurance, the policy or policies shall provide that your insurance shall apply separately to each insured against whom claim is made or suit is brought, except with respect to the limits of the insurer's liability and shall provide cross-liability coverage.

5-4.5.4 Contractors Hazardous Transporters Pollution Liability Insurance Endorsements.

5-4.5.4.1 Additional Insured.

- 1. The policy or policies shall be endorsed to include as an Insured the City and its respective elected officials, officers, employees, agents, and representatives, with respect to liability arising out of:
 - a) Ongoing operations performed by you or on your behalf,

- b) your products,
- c) your work, e.g., your completed operations performed by you or on your behalf, or
- d) premises owned, leased, controlled, or used by you.

Except that in connection with, collateral to, or affecting any construction contract to which the provisions of subdivision (b) of §2782 of the California Civil Code apply, this endorsement shall not provide any duty of indemnity coverage for the active negligence of the City and its respective elected officials, officers, employees, agents, and representatives in any case where an agreement to indemnify the City and its respective elected officials, officers, employees, agents, and representatives would be invalid under subdivision (b) of §2782 of the California Civil Code.

2. In any case where a claim or loss encompasses the negligence of the Insured and the active negligence of the City and its respective elected officials, officers, employees, agents, and representatives that are not covered because of California Insurance Code §11580.04, the insurer's obligation to the City and its respective elected officials, officers, employees, agents, and representatives shall be limited to obligations permitted by California Insurance Code §11580.04.

5-4.5.4.2 Primary and Non-Contributory Coverage. The policy or policies shall be endorsed to provide that the insurance afforded by the Contractors Pollution Liability Insurance policy or policies is primary to any insurance or self-insurance of the City and its elected officials, officers, employees, agents and representatives with respect to operations including the completed operations of the Named Insured. Any insurance maintained by the City and its elected officials, officers, employees, agents and representatives shall be in excess of your insurance and shall not contribute to it.

5-4.5.4.3 Severability of Interest. For Contractors Hazardous Transporters Pollution Liability Insurance, the policy or policies shall provide that your insurance shall apply separately to each insured against whom claim is made or suit is brought, except with respect to the limits of the insurer's liability and shall provide cross-liability coverage.

5-4.6 Deductibles and Self-Insured Retentions. You shall pay for all deductibles and self-insured retentions. You shall disclose deductibles and self-insured retentions to the City at the time the evidence of insurance is provided.

5-4.7 Reservation of Rights. The City reserves the right, from time to time, to review your insurance coverage, limits, deductibles and self-insured retentions to determine if they are acceptable to the City. The City will reimburse you, without overhead, profit, or any other markup, for the cost of additional premium for any coverage requested by the Engineer but not required by this Contract.

5-4.8 Notice of Changes to Insurance. You shall notify the City 30 Days prior to any material change to the policies of insurance provided under this Contract.

5-4.9 Excess Insurance. Policies providing excess coverage shall follow the form of the primary policy or policies e.g., all endorsements.

5-4.10 Architects and Engineers Professional Insurance (Errors and Omissions Insurance).

1. For Contracts with required engineering services (e.g., Design-Build, preparation of engineered Traffic Control Plans (TCP), and etc) by you, you shall keep or require all of your employees or Subcontractors, who provide professional engineering services under this contract, Professional Liability coverage with a limit of **\$1,000,000** per claim and **\$2,000,000** annual aggregate in full force and effect.
2. You shall ensure the following:
 - a) The policy retroactive date is on or before the date of commencement of the Project.
 - b) The policy will be maintained in force for a period of 3 years after completion of the Project or termination of this Contract, whichever occurs last. You agree that for the time period specified above, there will be no changes or endorsements to the policy that affect the specified coverage.
3. If professional engineering services are to be provided solely by the Subcontractor, you shall:
 - a) Certify this to the City in writing and
 - b) Agree in writing to require the Subcontractor to procure Professional Liability coverage in accordance with the requirements set forth above.

5-4.11 Workers' Compensation Insurance and Employers Liability Insurance.

1. In accordance with the provisions of §3700 of the California Labor Code, you shall provide at your expense Workers' Compensation Insurance and Employers Liability Insurance to protect you against all claims under applicable state workers compensation laws. The City, its elected officials, and employees will not be responsible for any claims in law or equity occasioned by your failure to comply with the requirements of this section.
2. Limits for this insurance shall be not less than the following:

<u>Workers' Compensation</u>	<u>Statutory Employers Liability</u>
Bodily Injury by Accident	\$1,000,000 each accident
Bodily Injury by Disease	\$1,000,000 each employee
Bodily Injury by Disease	\$1,000,000 policy limit

3. By signing and returning the Contract you certify that you are aware of the provisions of §3700 of the Labor Code which requires every employer to be insured against liability for worker's compensation or to undertake self-insurance in accordance with the provisions of that code and you shall comply with such provisions before commencing the Work as required by §1861 of the California Labor Code.

5-4.11.1 Waiver of Subrogation. The policy or policies shall be endorsed to provide that the insurer will waive all rights of subrogation against the City and its respective elected officials, officers, employees, agents, and representatives for losses paid under the terms of the policy or policies and which arise from Work performed by the Named Insured for the City.

5-4.11.2 Workers' Compensation Insurance for Work In, Over, or Alongside Navigable Waters. In addition to the Workers' Compensation Insurance required under the General Conditions of this contract, you shall provide additional insurance coverage for claims brought under the Longshore and Harbor Workers' Compensation Act, the Jones Act, general maritime law, and any other federal or state laws, resulting from your Work in, over, or alongside navigable waters.

ADD:

5-10.1.3 Weekly Updates Recipients.

1. Submit a weekly correspondence with updates, traffic control issues and locations, lane closures, and any other pertinent information (with additional contact names given during award process) to the following recipients:

Sheila Bose , Senior Engineer, sbose@sandiego.gov

Dakota Adelpia , Project Engineer, dadelphia@sandiego.gov

Resident Engineer, TBA, XXX@sandiego.gov

5-10.2.1 Public Notice by Contractor. To the "WHITEBOOK", items 2 and 3, DELETE in their entirety and SUBSTITUTE with the following:

2. No less than 5 Working Days in advance of Project construction activities and utility service interruptions, you shall notify all critical facilities, businesses, institutions, property owners, residents, or any other impacted stakeholders within a minimum 300-foot (90 m) radius of the Project. Verbal and written notifications shall be sent to critical facilities (including but not limited to police stations, fire stations, hospitals, and schools). A copy of written notifications sent to any critical facility shall also be sent to the Resident Engineer. You shall keep records of the people contacted, along with the dates of notification, and shall provide the record to the Engineer upon request. You shall identify all other critical facilities that need to be notified.

3. Furnish and distribute public notices in the form of door hangers using the City's format to all occupants and/or property owners along streets:
 - a) Where Work is to be performed at least Working 5 Working Days before starting construction or survey activities or impacting the community as approved by the Resident Engineer.
 - b) Within 5 Working Days of the completion of your construction activities where Work was performed, you shall distribute public notices in the form of door hangers, which outlines the anticipated dates of Asphalt Resurfacing or Slurry Seal.
 - c) 72 hours in advance of the scheduled resurfacing.

5-10.3 Exclusive Community Liaison Services. To the "WHITEBOOK", ADD the following:

2. You shall retain an Exclusive Community Liaison for the Project that shall implement Work in accordance with the specifications described in 5-10.2 "Community Outreach Services" and 5-10.3 "Exclusive Community Liaison Services".

5-13 ELECTRONIC COMMUNICATION. To the "WHITEBOOK", DELETE in its entirety and SUBSTITUTE with the following:

1. Virtual Project Manager shall be used on this Contract.
2. You shall post all communications addressed to the Engineer concerning construction including RFIs, submittals, daily logs including the Weekly Statement of Working Days (WSWD), Storm Water, and transmittals to the Virtual Project Manager (VPM) website established for the Projects. This shall not supersede any Federal requirements.
3. Maintain a list of scheduled activities including planned and actual execution dates for all major construction activities and milestones defined in the approved Schedule.
4. Review and act on all communications addressed to you in the VPM project website.
5. A user's guide to the VPM system is available on the City's website and shall be provided to you at the Pre-construction Meeting. Refer to the VPM training videos and forms at the location below:

<https://www.sandiego.gov/ecp/edocref/>
6. Submit the Sensitive Information Authorization Acknowledgement Form and VPM User Agreement located in the VPM user's guide at the Pre-construction Meeting.

5-15.1

General. To the “WHITEBOOK”, item 10, DELETE in its entirety and SUBSTITUTE with the following:

10. If your construction activities have encountered flammable liquids or other hazardous substances, you shall ensure that construction staff have the required Hazardous Waste Operations and Emergency Response (HAZWOPER) certification. Construction staff shall include: City Engineers, City Laboratory Technicians, and City staff that perform onsite inspections.
 - a) If your Work encounters flammable liquids or other hazardous substances, you shall be responsible for scheduling training for all construction staff to attend and for submitting verification to the Engineer that construction staff have the required HAZWOPER certification prior to continuing that Work in that area. You shall maintain the HAZWOPER certifications annually until the construction activities triggering the requirement is complete, as approved by the Resident Engineer.

SECTION 6 – PROSECUTION AND PROGRESS OF THE WORK

6-1.1

Construction Schedule. To the “GREENBOOK”, paragraph (1), sentence (1), DELETE in its entirety and SUBSTITUTE with the following:

After notification of award of the Contract and prior to the start of any Work, you shall submit your proposed Cost Loaded Construction Schedule to the Engineer at the pre-construction meeting.

To the “WHITEBOOK”, item 1, subsection “e”, “s”, and “h”, DELETE in their entirety and SUBSTITUTE with the following:

- e) Monthly progress payments are contingent upon the submittal of an updated Schedule to the Engineer. The Engineer may refuse to process the whole or part of any monthly payment if you refuse or fail to provide an acceptable schedule.
- s) Submit an updated cash flow forecast with every pay request (for each Project ID or WBS number provided in the Contract) showing periodic and cumulative construction billing amounts for the duration of the Contract Time. If there has been any Extra Work since the last update, include only the approved amounts.
 - i. Refer to the Sample City Invoice materials in **Appendix D – Sample City Invoice with Cash Flow Forecast** and use the format shown.
 - ii. See also the “Cash Flow Forecast Example” at the location below:

<https://www.sandiego.gov/ecp/edocref/>

- h) Your Schedule shall include 7 Working Days for the Engineer to schedule and conduct a Walk-through inspection and 15 Working Days for the generation of the Punchlist. You shall Work diligently to complete all Punchlist items within 30 Working Days after the Engineer provides the Punchlist.

6-1.1.2 Contracts More Than \$500,000 In Value. To the "WHITEBOOK", item 1, DELETE in its entirety and SUBSTITUTE with the following:

- 1. Provide the Schedule to the Engineer in accordance with 6-1.1, "Construction Schedule" and 6-1.2, "Commencement of the Work".

To the "WHITEBOOK", item 2, DELETE in its entirety.

6-1.2 Commencement of the Work. To the "WHITEBOOK", ADD the following:

- 5. You shall submit a Cost Loaded Construction Schedule in accordance with 6-1.1, "Construction Schedule" at the scheduled pre-construction meeting.
- 6. If a Cost Loaded Construction Schedule is not provided, the pre-construction meeting will still be held. The Contract Time shall commence at issuance of the NTP, but you shall be limited to the following activities until the Cost Loaded Construction Schedule has been submitted to the Resident Engineer with no exceptions taken:
 - a) Mobilization of your trailers, associated utility setup, and grading for trailer area
 - b) Permit Procurement
 - c) Fencing and temporary utilities for your storage areas
 - d) Submittal of anticipated critical path submittals

6-1.5.2 Excusable Non-Compensable Delays. To the "WHITEBOOK", DELETE in its entirety and SUBSTITUTE with the following:

6-1.5.2 Excusable Non-Compensable and Concurrent Delays.

- 1. The City shall only issue an extension of time for Excusable Delays that meet the requirements of 6-4.2, "Extensions of Time" for the following circumstances:
 - a) Delays resulting from Force Majeure.
 - b) Delays caused by weather.
 - c) Delays caused by changes to County, State, or Federal law.
- 2. When a non-excusable delay is concurrent with an Excusable Delay, you shall not be entitled to an extension of Contract Time for the period the non-excusable delay is concurrent with the Excusable Delay.

3. When an Excusable Non-Compensable Delay is concurrent with an Excusable Compensable Delay, you shall be entitled to an extension of Contract Time, but shall not be entitled to compensation for the period the Excusable Non-Compensable Delay is concurrent with the Excusable Compensable Delay.

6-4.2 Extensions of Time. To the "WHITEBOOK", DELETE in its entirety and SUBSTITUTE with the following:

1. The Contract Time shall not be modified except by Change Order.
2. You shall notify the City in writing within **1 Working Day** after the occurrence and discovery of an event that impacts the Project Schedule.
 - a) If you believe this event requires a Change Order, you shall submit a **written Change Order request with a report to** the City that explains the request for Change Order within **5 Working Days**. The Change Order request must include supporting data, a general description of the discovery, the basis for extension, and the estimated length of extension. The City may grant an extension of time, in writing, for the Change Order request if you require more time to gather and analyze data.
3. The Engineer shall not grant an extension of Contract Time in accordance with 6-1.5, "Excusable Delays" unless you demonstrate, through an analysis of the critical path, the following:
 - a) The event causing the delay impacted the activities along the Project's critical path.
 - b) The increases in the time to perform all or part of the Project beyond the Contract Time arose from unforeseeable causes beyond your control and without your fault or negligence and that all project float has been used.
4. Any modifications to the Contract Time will be incorporated into the weekly document that the Engineer issues that stipulates the Contract Time. If you do not agree with this document, submit to the Engineer for review a written protest supporting your objections to the document within **30 Calendar Days** after receipt of the statement. Your failure to file a timely protest shall constitute your acceptance of the Engineer's weekly document.
 - a) Your protest will be considered a claim for time extension and shall be subject to 2-10.1, "Claims".

6-4.4 Written Notice and Report. To the "WHITEBOOK", DELETE in its entirety and SUBSTITUTE with the following:

1. Your failure to notify the Resident Engineer within **1 Working Day** OR provide a Change Order request within **5 Working Days** after the event, in accordance with 6-4.2, "Extensions of Time", will be considered grounds for refusal by the

City to consider such request if your failure to notify prejudices the City in responding to the event.

ADD:

6-6.1.1 Environmental Document.

1. The City of San Diego has prepared a **Notice of Exemption** for **Clairemont Mesa E Improvements 1**, Project No. **B-18200.02.06 (Water)/B-18202.02.06 (Sewer)**, as referenced in the Contract Appendix. You shall comply with all requirements of the **Notice of Exemption** as set forth in **Appendix A**.
2. Compliance with the City's environmental document shall be included in the Contract Price, unless separate bid items have been provided.

SECTION 7 – MEASUREMENT AND PAYMENT

7-3.1 General. To the “GREENBOOK” and “WHITEBOOK”, paragraph (8), DELETE in its entirety and SUBSTITUTE with the following:

If, within the time fixed by law, a properly executed notice to stop payment is filed with the City, due to your failure to pay for labor or materials used in the Work, all money due for such labor or materials will be withheld from payment in accordance with applicable laws.

To the “WHITEBOOK”, ADD the following:

1. Unless specified otherwise, the Contract Price includes use, consumer, and other taxes mandated by applicable legal requirements.
2. As provided in §7105 of the California Public Contract Code, if the Contract is not financed by revenue bonds, you are not responsible for the cost of repairing or restoring damage to the Project when damage was proximately caused by an act of God, in excess of 5% of the Contract Price, if the following occur:
 - a) The Project damaged was built in accordance with the Contract requirements.
 - b) There are no insurance requirements in the Contract for the damages.
3. Payment for removal and relocation of existing sign and post shall include parts, materials and labor as specified in the Plans, surface restoration, and removal of pole base foundations and shall be paid in the “Remove and Relocate Existing Sign and Post” bid item.

7-3.2

Partial and Final Payment. To the "WHITEBOOK", item 1, DELETE in its entirety and SUBSTITUTE with the following:

1. The Final Payment, which is the release of Retention, shall be paid to you after you have successfully submitted the following required documents:
 - a) An affidavit that payrolls and bills for materials, equipment, and other indebtedness connected with the Work for which the City or the City's property might be responsible for or encumbered by.
 - b) A certificate evidencing that insurances required by the Contract Documents shall remain in force after Final Payment is currently in effect and shall not be canceled or allowed to expire until at least a 30 Calendar Days prior written notice has been given to the Engineer.
 - c) Consent of Surety to Final Payment.
 - d) If required by the Engineer, other data establishing payment or satisfaction of obligations such as receipts, releases and waivers of liens, claims, and security interests or encumbrances arising out of the Contract Documents. If a Subcontractor refuses to furnish a release or waiver required by the City, you may furnish a bond satisfactory to the Engineer to indemnify the City against such lien.
 - e) If required in the Contract Documents, the successful completion and submittal of the required reports such as construction demolition, waste recycling, and hydrostatic discharge reports.
 - f) Required EOCP Final Summary Report in accordance with Section 0-12, "Contract Records and Reports", record drawings, operations manuals, test reports, warranty documentation, and UL labels shall be submitted before requesting the release of retention.
 - g) Acceptance of the completed Project by the asset owning Department.

To the "WHITEBOOK", ADD the following:

2. Submit an invoice for payment after you successfully complete the required documents and the City will pay the invoice within 30 Calendar Days. The City will pay 6% annually for late retention payments.

7-3.2.1

Application for Progress Payment. To the "WHITEBOOK", item 3, DELETE in its entirety and SUBSTITUTE with the following:

3. The City shall not pay progress or partial payments until you submit to the Engineer an acceptable updated Schedule. It is solely your responsibility to prepare and submit the Schedule updates.

7-3.2.2 Amount of Progress Payments. To the "WHITEBOOK", DELETE in its entirety and SUBSTITUTE with the following:

1. The City will pay 6% annually for late progress payments.
2. Progress payments will be considered "late" if the following occur:
 - a) The City does not pay the contractor within 30 Calendar Days from receipt of an undisputed and properly submitted invoice. A properly submitted payment invoice means that the City has approved for payment the entire invoice amount or if the Resident Engineer has not disputed any portion of the application within 7 Calendar Days of the date of submission.
 - b) The application for payment does not require signing of a Contract Change Order.
3. The Engineer may withhold payment for any of the following reasons:
 - a) Defective or incomplete Work.
 - b) Not providing an updated and accurate Cost Loaded Construction Schedule in accordance with 6-1.1, "Construction Schedule".
 - c) Stop notices, wage orders, or other withholdings required by Applicable Law. Your failure to comply with 5-3.3, "Payroll Records" and the Contractor Registration and Electronic Reporting System requirements of the Contract Documents.
4. The Engineer may back charge the contract for any of the following reasons:
 - a) Defective or incorrect Work not remedied.
 - b) Damage to City property or a third party's property that was caused by you.
 - c) Liquidated Damages.

7-3.2.3 Waiver of Claims at Final Payment. To the "WHITEBOOK", DELETE in its entirety and SUBSTITUTE with the following:

1. Your acceptance of Final Payment constitutes a waiver of affirmative Claims by you, except those previously made in writing and identified as unsettled at the time of Final Payment.

7-3.2.4 Withholding of Payment and Back Charge. To the "WHITEBOOK", DELETE in its entirety.

7-3.4.1 Payment. To the "WHITEBOOK", ADD the following:

4. The cost for mobilization excludes the costs for all mobilization and demobilization Work associated with each paving phase. The costs for all

mobilization and demobilization Work associated with each paving phase shall be paid in accordance with 306-1.2.1, "Payment".

7-3.5.1 General. To the "WHITEBOOK", DELETE in its entirety and SUBSTITUTE with the following:

1. Unit Bid prices shall not be subject to adjustment regardless of quantity used, or if none is used, for the following Bid items:
 - a) imported backfill
 - b) shoring
 - c) water services
 - d) house connection sewers
 - e) water pollution control items
2. Unit Bid prices for "Potholing Existing Utilities Not Shown on Plans (Depth up to 7 feet)" shall not be subject to adjustment regardless of quantity used or if none is used.
3. Upon discovery and prior to the Work, you shall notify the Resident Engineer if there is a change in Bid item quantity that increases the total Contract Price by 5% or \$100,000 or more, whichever is less.

7-3.9 Field Orders. To the "WHITEBOOK", DELETE in its entirety and SUBSTITUTE with the following:

1. If the cumulative total of Field Order items of Work does not exceed the "Field Orders" Bid Item, the City shall pay those Field Orders as shown below:

**TABLE 7-3.9
FIELD ORDER LIMITS**

Contract Price	Maximum Field Order Work Amount
Less than \$100,001	\$2,500
\$100,001 to \$1,000,000	\$5,000
\$1,000,001 to \$5,000,000	\$10,000
\$5,000,001 to \$15,000,000	\$20,000
\$15,000,001 to \$30,000,000	\$40,000
Greater than \$30,000,000	\$50,000

2. Field Order items of Work for contracts greater than \$15,000,000 will require additional approvals from the City prior to its approval by the Resident Engineer.
3. The City will issue a Field Order only after the City's acceptance of the cost of the field order amount.

4. Field Orders shall not be used to add scope or to include extensions of time related to changes in work.
5. If in the event there is a change related to the critical path on the project which necessitates an extension of time and the change amount is within the Field Order limits shown on Table 7-3.9, then a Field Order can be issued to compensate you for the approved costs. Any extensions of time associated with the change shall be included in a subsequent Change Order and no additional compensation shall be granted as part of the change order for the extension of time.
6. The unused portions of Field Orders Bid item shall revert to the City upon Acceptance.

7-3.11 Compensation Adjustments for Price Index Fluctuations. To the "WHITEBOOK", ADD the following:

5. This Contract is not subject to the provisions of The "WHITEBOOK" for Compensation Adjustments for Price Index Fluctuations for paving asphalt.

7-4.3 Markup. To the "WHITEBOOK", item 4, DELETE in its entirety and SUBSTITUTE with the following:

4. When a Subcontractor is performing Extra Work, the allowance for overhead and profit shall be applied to the labor, materials, and equipment costs of the Subcontractor as follows:
 - a) Regardless of the number of a Subcontractor's tasks for Extra Work, you may only apply 10% for the first \$50,000 of the Subcontractor's portion of accumulated total cost then 5% for any remaining costs. You shall not apply 10% to any costs after the first \$50,000 of accumulated total costs from performing Extra Work.
 - b) If the accumulated costs of single or subsequent tasks exceed the \$50,000 threshold, you shall instead only apply 5% to any amounts in excess of the \$50,000.
 - c) Regardless of the number of hierarchical tiers of Subcontractors, you may only markup a Subcontractor's Work once.

SECTION 203 – BITUMINOUS MATERIALS

203-6.3.1 General. To the "WHITEBOOK", ADD the following:

3. Asphalt concrete for Job Mix Formula (JMF) and Mix Designs shall be Type III and shall not exceed 15% RAP.

SECTION 209 – PRESSURE PIPE

209-1.1.1 General. To the “WHITEBOOK”, ADD the following:

2. PVC products, specifically type C900 and C905, as manufactured or distributed by J-M Manufacturing Company or JM Eagle shall not be used on the Contract for pressurized pipe.
3. Refer to AWWA C900-16 for all references to AWWA C905.

SECTION 302 – ROADWAY SURFACING

302-4.5 Scheduling, Public Convenience and Traffic Control. To the “GREENBOOK”, paragraphs (1) and (2), DELETE in their entirety and SUBSTITUTE with the following:

1. In addition to the requirements of Part 6, you shall comply with the following:
 - a) At least 5 Working Days prior to commencing the Work, you shall submit your proposed Schedule to the Engineer for approval.
 - b) Based upon the approved schedule, you shall notify residents and businesses of the Work and post temporary “No Parking” signs 72 hours in advance.
 - c) Requests for changes in the approved Schedule shall be submitted to the Engineer for approval at least 3 Working Days before the street is scheduled to be sealed.

302-4.12.2 Application. To the “WHITEBOOK”, item 1, ADD the following:

- c) RPMS shall only be placed when ambient temperature is 50° F or higher.

SECTION 303 – CONCRETE AND MASONRY CONSTRUCTION

303-5.1.1 General. To the “WHITEBOOK”, ADD the following:

7. For the purposes of this section, the terms “walk” and “access ramp” shall be synonymous with “sidewalk” and “curb ramp and pedestrian ramp”, respectively.

303-5.10.2 Payment. To the “WHITEBOOK”, ADD the following:

4. The payment for completely removing and replacing the existing concrete spandrel of a cross gutter associated with curb ramp installations, in accordance with SDG-131 - General Curb Ramp Notes, and as identified on the Plans, shall be included in the payment for the curb ramp. No additional costs shall be incurred when separate Bid items for cross gutters has been provided.
5. The payment for completely removing and replacing the existing concrete alley apron associated with curb ramp installations, in accordance with SDG-131 - General Curb Ramp Notes, and as identified on the Plans, shall be

included in the payment for the Curb Ramp installation. No additional costs shall be incurred when separate Bid items for alley aprons has been provided.

SECTION 306 – OPEN TRENCH CONDUIT CONSTRUCTION

ADD:

306-1.1 High-line Phasing.

1. Build the Project in accordance with the water high-lining phasing shown on the Plans and in phases as follows:
 - a) Phase I: 41475-14-D
 - b) Phase II: 41475-14-D to 41475-16-D
 - c) Phase III: 41475-17-D 41475-20-D
 - d) Phase IV: 41475-21-D to 41475-22-D
 - e) Phase V: 41475-23 to 41475-24-D
 - f) Phase VI: 41475-25-D to 41475-26-D
 - g) Phase VII: 41475-27-D
 - h) Phase VIII: 41475-28-D to 41475-29-D
2. When installing pipelines within the City's streets, for the following streets, the total time allowed for the completion of Work shall not exceed **10 Working Days** per 500 feet of pipeline installation:

ADD:

306-1.2 Phased Paving.

1. You shall implement phased paving, when directed and approved by the Engineer.
2. The Engineer will notify you when you can proceed with phased paving Work. Each phase shall be completed within **90 Calendar Days** after the Engineer's notification. Plan and schedule your Work accordingly to ensure each phase is complete.
3. When Phased Paving is initiated, the following Work shall be completed within the determined areas:
 - a) Installation of mains and appurtenances.
 - b) Operational checks and testing.
 - c) Mains are in service.
 - d) Trench restoration.
 - e) Road surface preparatory Work.
 - f) Installation of concrete sidewalks and curb ramps.

- g) Adjustments of gate valves and manholes, survey monuments and utility boxes.
- 4. You may propose to change the limits of the determined phasing, in writing, for the Engineer's review and approval. If approved, there shall be no additional costs to the City. No additional Working Days will be granted for delays due to the City's review and approval of your proposed change and due to the implementation of that proposed change.
- 5. You may use multiple crews to complete each phase of paving.

ADD:

306-1.2.1 Payment.

- 1. The payment for all Work associated with Phased Paving shall be included in the Bid item for each "Phased Paving" area. This payment shall include the costs for all mobilization and demobilization for resurfacing and striping associated with each paving phase regardless of the paving operation. No additional payment shall be made regardless of the number of mobilizations and demobilizations required to complete that phase.

306-3.3 Removal and Abandonment of Existing Conduits and Structures. To the "WHITEBOOK", DELETE in its entirety and SUBSTITUTE with the following:

- 1. For 6 inch (152.4 mm) and larger conduits, abandoned pipe shall be filled with sand or CLSM in accordance with 201-6, "CONTROLLED LOW STRENGTH MATERIAL (CLSM)".

306-7.8.2.1 General. To the "WHITEBOOK", item 2, DELETE in its entirety and SUBSTITUTE with the following:

- 2. Pressure testing of pipe and fittings at the lowest elevation shall be performed at 150% of the specified test pressure and no less than 100% of the specified test pressure at the highest elevation.
 - a) Specified test pressure for Class 235 pipe shall be 150 psi and is tested at 225 psi.
 - b) Specified test pressure for Class 305 pipe shall be 200 psi and is tested at 300 psi.

ADD:

306-8.5.4 High Deflection Coupling.

- 1. High deflection couplings shall be constructed in accordance with the Plans and Reference Specifications. Working Drawings prepared by a Civil or Structural Engineer registered in the State of California shall be submitted in

accordance with 3-8.2, "Working Drawings" for any proposed additional high deflection couplings not indicated on the Plans and Reference Specifications.

306-8.8.3 Thrust Blocks and Anchor Blocks. To the "WHITEBOOK", item 1, DELETE in its entirety and SUBSTITUTE with the following:

1. Thrust blocks shall be installed at all bends, tees, dead-ends and reducers. The use of restrained joints requires approval from the Engineer. The thrust blocks shall be constructed as follows:
 - a) Thrust blocks shall be constructed of concrete conforming to 201-1, "PORTLAND CEMENT CONCRETE".
 - b) Unless otherwise shown on the Plans, concrete thrust blocks shall be constructed in accordance with SECTION 303 - CONCRETE AND MASONRY CONSTRUCTION and the Standard Drawings.
 - c) Concrete blocks shall be constructed between undisturbed ground and fittings to be anchored.
 - d) Unless otherwise shown on the Plans, the quantity of concrete and the bearing area of the pipe against undisturbed soil shall be as shown on the Standard Drawings.
 - e) Unless otherwise shown on the Plans, concrete shall be placed so pipe joints and fittings remain accessible to repairs.

306-8.9.2.3 Allowable Leakage. To the "GREENBOOK", DELETE in its entirety and SUBSTITUTE with the following:

1. For prefabricated pressure pipe testing requirements, refer to prefabricated gravity pipe pressure testing requirements in 306-7.8.2, "Pressure Testing and Leakage Inspection".

306-8.9.4.5 Dechlorination and Flushing. To the "GREENBOOK", ADD the following:

1. When you are required to flush water mains using a 4-inch or larger meter, you shall provide a submittal to the Engineer for review of the proposed connection point of the meter and a plan demonstrating how flushed water will be captured or delivered down the storm drain or sewer system.
2. Once the submittal has been approved, you shall be responsible for coordinating the payment for this meter at Development Services Department by filling out the DSD form for the need for a construction meter for flushing purposes. Once paid by you, call Public Utilities Department Coordination Number at 619-527-7424 to coordinate the delivery and use of the meter in accordance to the approved submittal.

3. You shall return the meter to the City at the completion of work.
4. The payment for the meter cost shall be reimbursed under the allowance Bid item for **"4-Inch or Larger Meter for Construction Flushing"**. All other costs associated with the purchase of the meter shall be included in the contract price. Costs associated with flushing operations shall be included under the costs for the pipeline installation.

306-15.6 Hydrants. To the "WHITEBOOK", DELETE in its entirety and SUBSTITUTE with the following:

1. The payment for fire hydrant assembly and marker, fire service connection, assembly and backflow preventer, and fire service connection and assembly, shall be included in the Bid items for the following:
 - a) Fire Hydrant Assembly and Marker
 - b) Fire Service Connection, Assembly, and Backflow Preventer for City Property
 - c) Fire Service Connection and Assembly
2. Removal of existing fire hydrants within the trench limits and all appurtenant Work shall be included in the Bid item for "Fire Hydrant Assembly and Marker".
3. Removal of existing fire hydrants outside of the trench limits and all appurtenant Work shall be included in the Bid item for "Removal or Abandonment of Existing Water Facilities" in accordance with 306-3.3.4, "Payment".
4. Payment for fire hydrant discs shall be included in the Bid item for "Fire Hydrant Assembly and Marker"

306-15.8 Pipeline Appurtenances. To the "WHITEBOOK", item 3, DELETE in its entirety and SUBSTITUTE with the following:

3. Payment for water meter boxes and meter box lids shall be included in the Bid item for "Water Services" unless a Bid item for each "Meter Box" has been provided. Payment shall include any additional adjustment to place the box around the meter to ensure the valve is accessible and operating properly (including adjusting the water service pipe beyond the meter box).

SECTION 314 – TRAFFIC STRIPING, CURB AND PAVEMENT MARKINGS, AND PAVEMENT MARKERS

314-4.4.5 Measurement. To the "WHITEBOOK", item 1, DELETE in its entirety and SUBSTITUTE with the following:

1. Thermoplastic traffic striping for continental crosswalks shall be measured by the square foot for the actual area covered with thermoplastic.

SECTION 402 – UTILITIES

402-2 **PROTECTION.** To the “WHITEBOOK”, item 2, ADD the following:

- g) Refer to **Appendix K - Advanced Metering Infrastructure (AMI) Device Protection** for more information on the protection of AMI devices.

402-7.2 **Pipe Separations.** To the “WHITEBOOK”, item 1, subsection “a”, DELETE in its entirety and SUBSTITUTE with the following:

- a) You shall notify the Engineer immediately if:
 - i. 1 foot (0.3 m) vertical separation as measured from the outside of pipe wall to the outside of pipe wall between sewer and water mains cannot be maintained.
 - ii. 10 feet (3.0 m) horizontal separation as measured from the outside of pipe wall to the outside of pipe wall between sewer and water mains cannot be maintained.
 - iii. 6 inches (152.4 mm) vertical separation as measured from the outside of pipe wall to the outside of pipe wall between utilities other than sewer and water mains cannot be maintained.
 - iv. 3 feet (0.9 m) or more of cover over the top of the water main cannot be maintained.
 - v. 5 feet (1.5 m) or more of cover over the top of the recycled water main cannot be maintained.

402-8 **PAYMENT.** To the “WHITEBOOK”, item 3, DELETE in its entirety and SUBSTITUTE with the following:

- 3. With the Resident Engineer’s approval, compensation for each existing utility pothole that is not shown on the Plans but marked out by USA shall be included in the Bid item for “Potholing Existing Utilities Not Shown on Plans (Depth up to 7 feet)”. Potholing for existing utilities that have been shown on the Plans shall be included in the Contract Price.

SECTION 600 - ACCESS

600-1 **GENERAL.** To the “WHITEBOOK”, item 5, DELETE in its entirety and SUBSTITUTE with the following:

- 5. You shall notify Environmental Services Department via email (trash@sandiego.gov) of street closures affecting the regular scheduled solid waste collection at least 3 Working Days prior to the street closure. Include your business name and phone number, days of closure, time of scheduled closure, and date of anticipated street reopening in the notification.
 - a) You shall verify waste collection schedules via the Environmental Services website at:

<http://www.sandiego.gov/environmental-services/collection/index.shtml>

- b) You shall comply with the following requirements for trash, recycling, and yard waste collection:
 - i. Provide advance written notice to every property affected by blocked public right of way.
 - ii. Coordinate the relocation of trash, recycling, and yard waste containers to an accessible public street for the City's waste collection crews on collection day.
 - iii. When necessary, relocate the containers from the blocked streets to the accessible public right of way before the City's collection vehicles arrive to assist with collection on existing schedules. Return the containers to their point of origin to ensure the accuracy of inventory assignment by address.
- c) If the City's crews are unable to provide the citizens with the mandated services due to your failure to comply with these specifications, you shall collect trash, recyclables, and yard waste on the City's schedule and deliver to the City's designated locations. If you fail to perform this Work, you shall incur additional costs for the City to reschedule pick up of an area.

SECTION 601 - TEMPORARY TRAFFIC CONTROL FOR CONSTRUCTION AND MAINTENANCE WORK ZONES

601-2.1.4 Traffic Control for Resurfacing and Slurry Sealing. To the "WHITEBOOK", item 3, subsection "d", DELETE in its entirety and SUBSTITUTE with the following:

- d) Place "NO PARKING - TOW-AWAY ZONE" signs 72 hours in advance of the scheduled slurry sealing. Reschedule street block segments which are not completed by the last posted Working Day. If a Work delay of 48 hours or more occurs from the originally scheduled Work date, remove the "NO PARKING - TOW-AWAY ZONE" signs for a minimum of 24 hours, then reset and re-post for the appropriate Work date.

601-3.5.1 General. To the "WHITEBOOK", item 3, DELETE in its entirety and SUBSTITUTE with the following:

- 3. Temporary "No Parking" and "No Stopping" signs shall be installed 72 hours before enforcement. Temporary "No Parking" and "No Stopping" signs shall be installed and removed as specified in the Special Provisions. Signs shall indicate specific days, dates, and times of restrictions. If violations occur, call Police Dispatch 619-531-2000 to enforce the Tow-Away notice.

601-3.6 Channelizing Devices. To the "WHITEBOOK", item 4, Barricades, ADD the following:

- h) You shall place "OPEN TRENCH" signs (C27(CA)) on Type 3 Barricade within the construction Work zone, ahead of any Work areas with open trenches that are greater than 3 inches in depth, in accordance with California MUTCD SECTION

6F.103 (CA). The barricades shall be placed in a continuous manner and shall prevent pedestrian, vehicular, and biker access to the open trench area.

SECTION 900 – MATERIALS

900-2.3 Payment. To the “WHITEBOOK”, item 3, DELETE in its entirety and SUBSTITUTE with the following:

3. The payment for furnishing materials for your connection, cut and plug, and cut-in Work shall cover all necessary materials (fittings and hardware, excluding valves and pipes), delivery, and unloading. The payment shall be included within the Bid item of the Work involved and no separate payment for furnishing those materials shall be made. The payment for furnishing valve and pipe materials for your connection, cut and plug, and cut-in Work shall be included in the separate Bid items for each valve and pipe.

SECTION 901 – INSTALLATION AND CONNECTION

901-1.1 General. To the “WHITEBOOK”, item 2, DELETE in its entirety and SUBSTITUTE with the following:

2. The Engineer will coordinate all interactions between you and the City Water Operations Division, the City Water Quality Laboratory, and other City organizations. Upon your request, the Engineer shall notify the City's Public Utilities Department's staff as noted below which shall be required at least 20 Working Days prior to the beginning of Work that involves shutting down pipelines, high-lining, cutting and plugging of, or making connection to the existing water mains. Unless otherwise specified on the Plans, contact the below:
 - a) Transmission Mains (16 inches and larger) – Jesus Ramos (619-527-7438)
 - b) Distribution Mains (less than 16 inches) – (619-527-7539)
 - c) Water Facilities – Tatyana Fikhman (619-527-7465)

901-1.1.2.2 Start-up Procedures. To the “WHITEBOOK”, item 2, subsection “j”, DELETE in its entirety and SUBSTITUTE with the following:

- j) In the event that the high-line piping system fails to pass the required bacteriological testing, you will be expected to help investigate and perform corrective actions if warranted by the findings and you shall re-flush and re-disinfect the lines for re-testing at no additional cost to the City. Disposal of chlorinated water for retesting shall be in accordance with the City standards and regulations. Indiscriminate disposal of chlorinated water shall not be permitted.

901-2.2.1 General. To the “WHITEBOOK”, item 5, DELETE in its entirety and SUBSTITUTE with the following:

5. The Engineer will coordinate all interactions between you and the City Water Operations Division, the City Water Quality Laboratory, and other City

organizations. Upon your request, the Engineer shall notify the City's Public Utilities Department as noted below which shall be required at least 20 Working Days prior to the beginning of Work that involves shutting down pipelines, high-lining, cutting and plugging of, or making connection to the existing water mains. Unless otherwise specified on the Plans, contact the below:

- a) Transmission Mains (16 inches and larger) – Jesus Ramos (619-527-7438)
- b) Distribution Mains (less than 16 inches) – (619-527-7539)
- c) Water Facilities – Tatyana Fikhman (619-527-7465) and Jesus Ramos (619-527-7438)

901-2.2.4 Preparation for Connection. To the “WHITEBOOK”, item 7 and 8, DELETE in its entirety and SUBSTITUTE with the following:

- 7. Upon receiving notification of a shutdown date by City Water Operations Division for your planned connection, you shall trench and steel plate the pit(s) necessary to make the connection(s) prior to the start of the scheduled shutdown to facilitate an expedient connection to the existing main. Shutdown of the water main and connection shall be completed within the timeline agreed upon and as specified by City Water Operations staff so that water is restored in accordance with the shutdown notification and as needed for operation of the water system.
- 8. If you anticipate connection operations exceed the time as identified in the notification, causes health and safety risks, or disrupts water services to the consumers, you shall notify the Engineer and the City's Station 38 at (619) 527-7500 as soon as possible for assistance to provide potable water and temporary high-lines to restore water to the affected consumers.

To the “WHITEBOOK”, ADD the following:

- 12. After the connection operation (for mains or services), you shall request the Engineer notify City Water Laboratory take water samples for bacteriological tests in accordance with Section 7 of the AWWA C651. If the test does not pass, you will be expected to help investigate and perform corrective actions if warranted by the findings.
- 13. Bacteriological Testing (Bac-T) sample results are valid only for 14 Calendar Days from the date the results are first made available. If any system is not placed into service within the 14 Calendar Days, then bacteriological testing shall be reinitiated.

901-2.3.4.1 Quality Control. To the “WHITEBOOK”, item 3, DELETE in its entirety and SUBSTITUTE with the following:

- 3. After the cut and plug operation, the water main and its appurtenances shall be disinfected, and field tested by you in accordance with the latest edition of

AWWA C651. You shall also request the Engineer to notify the City Water Laboratory to take water samples for bacteriological tests in accordance with Section 7 of the AWWA C651. If the test does not pass, you will be expected to help investigate and perform corrective actions if warranted by the findings.

901-2.5 **Payment.** To the "WHITEBOOK", DELETE in its entirety and SUBSTITUTE with the following:

1. Your Work for connecting to the existing system (cut-in or tie-in Work), excluding new main interconnections between various phases, shall be paid under the Bid items for the connection (cut-in or tie-in Work) and shall include the following:
 - a) Trenching, furnishing, and installing all materials and labor to complete the Work, including up to 10 feet of new water pipe
 - b) Potholing
 - c) Protecting the water main while performing the Work
 - d) Coordinating your Work with the City Forces
 - e) Coordinating with the community (community outreach)
 - f) Traffic control and construction BMPs
 - g) Pavement Restoration
2. Cut and plug Work of the existing system by you shall be paid under the Bid item for "Cut and Plug by the Contractor" and shall include coordination of Work with City Forces, any scheduling impact costs, community outreach, furnishing and installing of materials, and traffic control. Potholing and protecting the water main while performing the Work shall be included in this payment.
3. Traffic control, saw cutting the trench area, trench caps, and other spot repairs in the vicinity of the disturbed area at each restored connection shall be included in the square foot Bid item for "Pavement Restoration for Final Connection". Asphalt overlay and slurry seal Work shall be paid for under separate Bid items.
4. Interconnections between various phases of newly installed watermains shall be included in the associated pipeline bid items.

SECTION 1001 – CONSTRUCTION BEST MANAGEMENT PRACTICES (BMPs)

1001-1 **GENERAL.** To the "WHITEBOOK", ADD the following:

7. Based on a preliminary assessment by the City, this Contract is subject to **WPCP**.

SUPPLEMENTARY SPECIAL PROVISIONS
APPENDICES

APPENDIX A
NOTICE OF EXEMPTION

NOTICE OF EXEMPTION

(Check one or both)

TO: Recorder/County Clerk
P.O. Box 1750, MS A-33
1600 Pacific Hwy, Room 260
San Diego, CA 92101-2400

FROM: City of San Diego
Engineering & Capital Projects Department
525 B Street, Suite 750, MS 908A
San Diego, CA 92101

Office of Planning and Research
1400 Tenth Street, Room 121
Sacramento, CA 95814

Project Name: Clairemont Mesa E Improvements 1 **WBS No.:** B-18200.02.06 (Water)/B-18202.02.06 (Sewer)

Project Location-Specific: The project is located on the following streets: Amoroso Street, Anastasia Street, Antiem Street, Ashford Street, Batisita Street, Ben Street, Caminito De Divai, Caminito De Oi Vay, Caminito De Tatan, Cosmo Street, Eckstrom Avenue, Hatton Street, Hathaway Street, Mustang Street, Petit Street, Salizar Street, Salerno Street, Rosetta Court, and Tiara Street. Clairemont Mesa Community Planning Area (Council District 6).

Project Location-City/County: San Diego/San Diego

Description of nature and purpose of the Project: The project will replace-in-place approximately 8,735 linear feet of existing 8-inch and 16-inch asbestos (AC) water mains with new 16-inch and 20-inch polyvinyl chloride (PVC) water mains, including all associated water services, fire hydrants, and other related features. Water mains would be replaced via open trench along the same alignments and at the same depths as existing, which range from approximately 8 to 15 feet.

The project will install 2,337 linear feet of new 8-inch PVC pipe and replace-in-place approximately 4,438 linear feet of existing 8-inch vitrified clay (VC) sewer mains with new 8-inch PVC pipes, including associated sewer laterals, manholes, and appurtenances. Sewer mains and laterals would be replaced and installed via open trench at depths ranging from 3 to 20 feet. Additionally, the project would install new manholes at depths ranging from 3 to 20 feet. Easement vacations will be required for the abandonment of 553 feet (.11 miles) of existing 8-inch VC sewer main on an easement through private properties.

The project will install new and replacement curb ramps along the alignments of the water and sewer improvements.

Name of Public Agency Approving Project: City of San Diego

Name of Person or Agency Carrying Out Project: Gretchen Eichar, 525 B Street, Suite 750, San Diego, CA 92101, (619) 533-4110

Exempt Status: (CHECK ONE)

- Ministerial (Sec. 21080(b)(1); 15268);
- Declared Emergency (Sec. 21080(b)(3); 15269(a));
- Emergency Project (Sec. 21080(b)(4); 15269 (b)(c))
- Categorical Exemption: 15301(b) (c), and (d) [Existing Facilities], 15302 (c) [Replacement or Reconstruction] 15303 (d) [New Construction], and 15304 [Minor Alterations to Land].
- Statutory Exemptions:

Reasons why project is exempt: The City of San Diego conducted an environmental review and determined that the project meets the categorical exemption criteria set forth in CEQA State Guidelines, Section 15301(b), (c) and (d) [Existing Facilities], which allows for the operation, repair, maintenance, or minor alteration of existing public facilities and mechanical equipment, involving negligible or no expansion of existing or former use, including replacement of water and sewer mains, associated appurtenances, and resurfacing of the roadway; 15302 (c) [Replacement or Reconstruction], which allows for the replacement or reconstruction of existing structures and facilities where the new structure will be located on the same site as the structure replaced and will have substantially the same purpose and capacity as the structure replaced, including replacement of water and sewer mains, associated appurtenances, and resurfacing of the roadway; 15303 (d) [New Construction], which allows for the construction and location of limited numbers of new, small facilities or structures, including new manholes and new and replacement curb ramps; and 15304 [Minor Alterations to Land], which allows for alterations in the condition of land, water, and/or vegetation which do not involve removal of healthy, mature, scenic trees including installation of curb ramps and excavation of utility trenches, and where the exceptions listed in Section 15300.2 would not apply.

Lead Agency Contact Person: Gretchen Eichar

Telephone: (619) 533-4110

If filed by applicant:

1. Attach certified document of exemption finding.
2. Has a notice of exemption been filed by the public agency approving the project? () Yes () No

It is hereby certified that the City of San Diego has determined the above activity to be exempt from CEQA

Carrie Purcell

Carrie Purcell, Assistant Deputy Director

10/6/20

Date

Check One:

- (X) Signed By Lead Agency
() Signed by Applicant

Date Received for Filing with County Clerk or OPR:

APPENDIX B
FIRE HYDRANT METER PROGRAM

CITY OF SAN DIEGO CALIFORNIA DEPARTMENT INSTRUCTIONS	NUMBER DI 55.27	DEPARTMENT Water Department
SUBJECT FIRE HYDRANT METER PROGRAM (FORMERLY: CONSTRUCTION METER PROGRAM)	PAGE 1 OF 10	EFFECTIVE DATE October 15, 2002
	SUPERSEDES DI 55.27	DATED April 21, 2000

1. **PURPOSE**

- 1.1 To establish a Departmental policy and procedure for issuance, proper usage and charges for fire hydrant meters.

2. **AUTHORITY**

- 2.1 All authorities and references shall be current versions and revisions.
- 2.2 San Diego Municipal Code (NC) Chapter VI, Article 7, Sections 67.14 and 67.15
- 2.3 Code of Federal Regulations, Safe Drinking Water Act of 1986
- 2.4 California Code of Regulations, Titles 17 and 22
- 2.5 California State Penal Code, Section 498B.0
- 2.6 State of California Water Code, Section 110, 500-6, and 520-23
- 2.7 Water Department Director

Reference

- 2.8 State of California Guidance Manual for Cross Connection Programs
- 2.9 American Water Works Association Manual M-14, Recommended Practice for Backflow Prevention
- 2.10 American Water Works Association Standards for Water Meters
- 2.11 U.S.C. Foundation for Cross Connection Control and Hydraulic Research Manual

3. **DEFINITIONS**

- 3.1 **Fire Hydrant Meter:** A portable water meter which is connected to a fire hydrant for the purpose of temporary use. (These meters are sometimes referred to as Construction Meters.)

CITY OF SAN DIEGO CALIFORNIA DEPARTMENT INSTRUCTIONS	NUMBER DI 55.27	DEPARTMENT Water Department
SUBJECT FIRE HYDRANT METER PROGRAM (FORMERLY: CONSTRUCTION METER PROGRAM)	PAGE 2 OF 10	EFFECTIVE DATE October 15, 2002
	SUPERSEDES DI 55.27	DATED April 21, 2000

- 3.2 **Temporary Water Use:** Water provided to the customer for no longer than twelve (12) months.
- 3.3 **Backflow Preventor:** A Reduced Pressure Principal Assembly connected to the outlet side of a Fire Hydrant Meter.

4. **POLICY**

- 4.1 The Water Department shall collect a deposit from every customer requiring a fire hydrant meter and appurtenances prior to providing the meter and appurtenances (see Section 7.1 regarding the Fees and Deposit Schedule). The deposit is refundable upon the termination of use and return of equipment and appurtenances in good working condition.
- 4.2 Fire hydrant meters will have a 2 ½" swivel connection between the meter and fire hydrant. The meter shall not be connected to the 4" port on the hydrant. All Fire Hydrant Meters issued shall have a Reduced Pressure Principle Assembly (RP) as part of the installation. Spanner wrenches are the only tool allowed to turn on water at the fire hydrant.
- 4.3 The use of private hydrant meters on City hydrants is prohibited, with exceptions as noted below. All private fire hydrant meters are to be phased out of the City of San Diego. All customers who wish to continue to use their own fire hydrant meters must adhere to the following conditions:
 - a. Meters shall meet all City specifications and American Water Works Association (AWWA) standards.
 - b. Customers currently using private fire hydrant meters in the City of San Diego water system will be allowed to continue using the meter under the following conditions:
 - 1. The customer must submit a current certificate of accuracy and calibration results for private meters and private backflows annually to the City of San Diego, Water Department, Meter Shop.

CITY OF SAN DIEGO CALIFORNIA DEPARTMENT INSTRUCTIONS	NUMBER DI 55.27	DEPARTMENT Water Department
SUBJECT FIRE HYDRANT METER PROGRAM (FORMERLY: CONSTRUCTION METER PROGRAM)	PAGE 3 OF 10	EFFECTIVE DATE October 15, 2002
	SUPERSEDES DI 55.27	DATED April 21, 2000

2. The meter must be properly identifiable with a clearly labeled serial number on the body of the fire hydrant meter. The serial number shall be plainly stamped on the register lid and the main casing. Serial numbers shall be visible from the top of the meter casing and the numbers shall be stamped on the top of the inlet casing flange.
3. All meters shall be locked to the fire hydrant by the Water Department, Meter Section (see Section 4.7).
4. All meters shall be read by the Water Department, Meter Section (see Section 4.7).
5. All meters shall be relocated by the Water Department, Meter Section (see Section 4.7).
6. These meters shall be tested on the anniversary of the original test date and proof of testing will be submitted to the Water Department, Meter Shop, on a yearly basis. If not tested, the meter will not be allowed for use in the City of San Diego.
7. All private fire hydrant meters shall have backflow devices attached when installed.
8. The customer must maintain and repair their own private meters and private backflows.
9. The customer must provide current test and calibration results to the Water Department, Meter Shop after any repairs.
10. When private meters are damaged beyond repair, these private meters will be replaced by City owned fire hydrant meters.

CITY OF SAN DIEGO CALIFORNIA DEPARTMENT INSTRUCTIONS	NUMBER DI 55.27	DEPARTMENT Water Department
SUBJECT FIRE HYDRANT METER PROGRAM (FORMERLY: CONSTRUCTION METER PROGRAM)	PAGE 4 OF 10	EFFECTIVE DATE October 15, 2002
	SUPERSEDES DI 55.27	DATED April 21, 2000

11. When a private meter malfunctions, the customer will be notified and the meter will be removed by the City and returned to the customer for repairs. Testing and calibration results shall be given to the City prior to any re-installation.
 12. The register shall be hermetically sealed straight reading and shall be readable from the inlet side. Registration shall be in hundred cubic feet.
 13. The outlet shall have a 2 ½ “National Standards Tested (NST) fire hydrant male coupling.
 14. Private fire hydrant meters shall not be transferable from one contracting company to another (i.e. if a company goes out of business or is bought out by another company).
- 4.4 All fire hydrant meters and appurtenances shall be installed, relocated and removed by the City of San Diego, Water Department. All City owned fire hydrant meters and appurtenances shall be maintained by the City of San Diego, Water Department, Meter Services.
- 4.5 If any fire hydrant meter is used in violation of this Department Instruction, the violation will be reported to the Code Compliance Section for investigation and appropriate action. Any customer using a fire hydrant meter in violation of the requirements set forth above is subject to fines or penalties pursuant to the Municipal Code, Section 67.15 and Section 67.37.
- 4.6 Conditions and Processes for Issuance of a Fire Hydrant Meter**
- Process for Issuance
- a. Fire hydrant meters shall only be used for the following purposes:
 1. Temporary irrigation purposes not to exceed one year.

CITY OF SAN DIEGO CALIFORNIA DEPARTMENT INSTRUCTIONS	NUMBER DI 55.27	DEPARTMENT Water Department
SUBJECT FIRE HYDRANT METER PROGRAM (FORMERLY: CONSTRUCTION METER PROGRAM)	PAGE 5 OF 10	EFFECTIVE DATE October 15, 2002
	SUPERSEDES DI 55.27	DATED April 21, 2000

2. Construction and maintenance related activities (see Tab 2).
 - b. No customer inside or outside the boundaries of the City of San Diego Water Department shall resell any portion of the water delivered through a fire hydrant by the City of San Diego Water Department.
 - c. The City of San Diego allows for the issuance of a temporary fire hydrant meter for a period not to exceed 12 months (365 days). An extension can only be granted in writing from the Water Department Director for up to 90 additional days. A written request for an extension by the consumer must be submitted at least 30 days prior to the 12 month period ending. No extension shall be granted to any customer with a delinquent account with the Water Department. No further extensions shall be granted.
 - d. Any customer requesting the issuance of a fire hydrant meter shall file an application with the Meter Section. The customer must complete a "Fire Hydrant Meter Application" (Tab 1) which includes the name of the company, the party responsible for payment, Social Security number and/or California ID, requested location of the meter (a detailed map signifying an exact location), local contact person, local phone number, a contractor's license (or a business license), description of specific water use, duration of use at the site and full name and address of the person responsible for payment.
 - e. At the time of the application the customer will pay their fees according to the schedule set forth in the Rate Book of Fees and Charges, located in the City Clerk's Office. All fees must be paid by check, money order or cashiers check, made payable to the City Treasurer. Cash will not be accepted.
 - f. No fire hydrant meters shall be furnished or relocated for any customer with a delinquent account with the Water Department.
 - g. After the fees have been paid and an account has been created, the

CITY OF SAN DIEGO CALIFORNIA DEPARTMENT INSTRUCTIONS	NUMBER DI 55.27	DEPARTMENT Water Department
SUBJECT FIRE HYDRANT METER PROGRAM (FORMERLY: CONSTRUCTION METER PROGRAM)	PAGE 6 OF 10	EFFECTIVE DATE October 15, 2002
	SUPERSEDES DI 55.27	DATED April 21, 2000

meter shall be installed within 48 hours (by the second business day). For an additional fee, at overtime rates, meters can be installed within 24 hours (within one business day).

4.7 Relocation of Existing Fire Hydrant Meters

- a. The customer shall call the Fire Hydrant Meter Hotline (herein referred to as “Hotline”), a minimum of 24 hours in advance, to request the relocation of a meter. A fee will be charged to the existing account, which must be current before a work order is generated for the meter’s relocation.
- b. The customer will supply in writing the address where the meter is to be relocated (map page, cross street, etc). The customer must update the original Fire Hydrant Meter Application with any changes as it applies to the new location.
- c. Fire hydrant meters shall be read on a monthly basis. While fire hydrant meters and backflow devices are in service, commodity, base fee and damage charges, if applicable, will be billed to the customer on a monthly basis. If the account becomes delinquent, the meter will be removed.

4.8 Disconnection of Fire Hydrant Meter

- a. After ten (10) months a “Notice of Discontinuation of Service” (Tab 3) will be issued to the site and the address of record to notify the customer of the date of discontinuance of service. An extension can only be granted in writing from the Water Department Director for up to 90 additional days (as stated in Section 4.6C) and a copy of the extension shall be forwarded to the Meter Shop Supervisor. If an extension has not been approved, the meter will be removed after twelve (12) months of use.
- b. Upon completion of the project the customer will notify the Meter Services office via the Hotline to request the removal of the fire hydrant meter and appurtenances. A work order will be generated

CITY OF SAN DIEGO CALIFORNIA DEPARTMENT INSTRUCTIONS	NUMBER DI 55.27	DEPARTMENT Water Department
SUBJECT FIRE HYDRANT METER PROGRAM (FORMERLY: CONSTRUCTION METER PROGRAM)	PAGE 7 OF 10	EFFECTIVE DATE October 15, 2002
	SUPERSEDES DI 55.27	DATED April 21, 2000

for removal of the meter.

- c. Meter Section staff will remove the meter and backflow prevention assembly and return it to the Meter Shop. Once returned to the Meter Shop the meter and backflow will be tested for accuracy and functionality.
- d. Meter Section Staff will contact and notify Customer Services of the final read and any charges resulting from damages to the meter and backflow or its appurtenance. These charges will be added on the customer's final bill and will be sent to the address of record. Any customer who has an outstanding balance will not receive additional meters.
- e. Outstanding balances due may be deducted from deposits and any balances refunded to the customer. Any outstanding balances will be turned over to the City Treasurer for collection. Outstanding balances may also be transferred to any other existing accounts.

5. **EXCEPTIONS**

- 5.1 Any request for exceptions to this policy shall be presented, in writing, to the Customer Support Deputy Director, or his/her designee for consideration.

6. **MOBILE METER**

- 6.1 Mobile meters will be allowed on a case by case basis. All mobile meters will be protected by an approved backflow assembly and the minimum requirement will be a Reduced Pressure Principal Assembly. The two types of Mobile Meters are vehicle mounted and floating meters. Each style of meters has separate guidelines that shall be followed for the customer to retain service and are described below:

- a) **Vehicle Mounted Meters:** Customer applies for and receives a City owned Fire Hydrant Meter from the Meter Shop. The customer mounts the meter on the vehicle and brings it to the Meter Shop for

CITY OF SAN DIEGO CALIFORNIA DEPARTMENT INSTRUCTIONS	NUMBER DI 55.27	DEPARTMENT Water Department
SUBJECT FIRE HYDRANT METER PROGRAM (FORMERLY: CONSTRUCTION METER PROGRAM)	PAGE 8 OF 10	EFFECTIVE DATE October 15, 2002
	SUPERSEDES DI 55.27	DATED April 21, 2000

inspection. After installation is approved by the Meter Shop the vehicle and meter shall be brought to the Meter Shop on a monthly basis for meter reading and on a quarterly basis for testing of the backflow assembly. Meters mounted at the owner's expense shall have the one year contract expiration waived and shall have meter or backflow changed if either fails.

b) **Floating Meters:** Floating Meters are meters that are not mounted to a vehicle. **(Note: All floating meters shall have an approved backflow assembly attached.)** The customer shall submit an application and a letter explaining the need for a floating meter to the Meter Shop. The Fire Hydrant Meter Administrator, after a thorough review of the needs of the customer, (i.e. number of jobsites per day, City contract work, lack of mounting area on work vehicle, etc.), may issue a floating meter. At the time of issue, it will be necessary for the customer to complete and sign the "Floating Fire Hydrant Meter Agreement" which states the following:

- 1) The meter will be brought to the Meter Shop at 2797 Caminito Chollas, San Diego on the third week of each month for the monthly read by Meter Shop personnel.
- 2) Every other month the meter will be read and the backflow will be tested. This date will be determined by the start date of the agreement.

If any of the conditions stated above are not met the Meter Shop has the right to cancel the contract for floating meter use and close the account associated with the meter. The Meter Shop will also exercise the right to refuse the issuance of another floating meter to the company in question.

Any Fire Hydrant Meter using reclaimed water shall not be allowed use again with any potable water supply. The customer shall incur the cost of replacing the meter and backflow device in this instance.

CITY OF SAN DIEGO CALIFORNIA DEPARTMENT INSTRUCTIONS	NUMBER DI 55.27	DEPARTMENT Water Department
SUBJECT FIRE HYDRANT METER PROGRAM (FORMERLY: CONSTRUCTION METER PROGRAM)	PAGE 9 OF 10	EFFECTIVE DATE October 15, 2002
	SUPERSEDES DI 55.27	DATED April 21, 2000

7. **FEE AND DEPOSIT SCHEDULES**

7.1 **Fees and Deposit Schedules:** The fees and deposits, as listed in the Rate Book of Fees and Charges, on file with the Office of the City Clerk, are based on actual reimbursement of costs of services performed, equipment and materials. These deposits and fees will be amended, as needed, based on actual costs. Deposits, will be refunded at the end of the use of the fire hydrant meter, upon return of equipment in good working condition and all outstanding balances on account are paid. Deposits can also be used to cover outstanding balances.

All fees for equipment, installation, testing, relocation and other costs related to this program are subject to change without prior notification. The Mayor and Council will be notified of any future changes.

8. **UNAUTHORIZED USE OF WATER FROM A HYDRANT**

8.1 Use of water from any fire hydrant without a properly issued and installed fire hydrant meter is theft of City property. Customers who use water for unauthorized purposes or without a City of San Diego issued meter will be prosecuted.

8.2 If any unauthorized connection, disconnection or relocation of a fire hydrant meter, or other connection device is made by anyone other than authorized Water Department personnel, the person making the connection will be prosecuted for a violation of San Diego Municipal Code, Section 67.15. In the case of a second offense, the customer's fire hydrant meter shall be confiscated and/or the deposit will be forfeited.

8.3 Unauthorized water use shall be billed to the responsible party. Water use charges shall be based on meter readings, or estimates when meter readings are not available.

8.4 In case of unauthorized water use, the customer shall be billed for all applicable charges as if proper authorization for the water use had been obtained, including but not limited to bi-monthly service charges, installation charges and removal charges.

CITY OF SAN DIEGO CALIFORNIA DEPARTMENT INSTRUCTIONS	NUMBER DI 55.27	DEPARTMENT Water Department
SUBJECT FIRE HYDRANT METER PROGRAM (FORMERLY: CONSTRUCTION METER PROGRAM)	PAGE 10 OF 10	EFFECTIVE DATE October 15, 2002
	SUPERSEDES DI 55.27	DATED April 21, 2000

- 8.5 If damage occurs to Water Department property (i.e. fire hydrant meter, backflow, various appurtenances), the cost of repairs or replacements will be charged to the customer of record (applicant).

Water Department Director

- Tabs: 1. Fire Hydrant Meter Application
2. Construction & Maintenance Related Activities With No Return To Sewer
3. Notice of Discontinuation of Service

APPENDIX

Administering Division: Customer Support Division

Subject Index: Construction Meters
Fire Hydrant
Fire Hydrant Meter Program
Meters, Floating or Vehicle Mounted
Mobile Meter
Program, Fire Hydrant Meter

Distribution: DI Manual Holders



Application for Fire Hydrant Meter (EXHIBIT A)

(For Office Use Only)

NS REQ	FAC#
DATE	BY

METER SHOP (619) 527-7449

Meter Information

Application Date	Requested Install Date:
------------------	-------------------------

Fire Hydrant Location: (Attach Detailed Map//Thomas Bros. Map Location or Construction drawing.) <u>Zip:</u>	T.B.	G.B. (CITY USE)
Specific Use of Water:		
Any Return to Sewer or Storm Drain, if so, explain:		
Estimated Duration of Meter Use: <input type="text"/>	<input type="checkbox"/>	Check Box if Reclaimed Water

Company Information

Company Name:			
Mailing Address:			
City:	State:	Zip:	Phone: ()
*Business license#		*Contractor license#	
A Copy of the Contractor's license OR Business License is required at the time of meter issuance.			
Name and Title of Billing Agent: <small>(PERSON IN ACCOUNTS PAYABLE)</small>			Phone: ()
Site Contact Name and Title:			Phone: ()
Responsible Party Name:			Title:
Cal ID#			Phone: ()
Signature:		Date:	
<small>Guarantees Payment of all Charges Resulting from the use of this Meter. Insures that employees of this Organization understand the proper use of Fire Hydrant Meter</small>			

Fire Hydrant Meter Removal Request	Requested Removal Date:
Provide Current Meter Location if Different from Above:	
Signature:	Title: Date:
Phone: ()	Pager: ()

<input type="checkbox"/> City Meter	<input type="checkbox"/> Private Meter	
Contract Acct #:	Deposit Amount: \$ 936.00	Fees Amount: \$ 62.00
Meter Serial #	Meter Size: 05	Meter Make and Style: 6-7
Backflow #	Backflow Size:	Backflow Make and Style:
Name:	Signature:	Date:

WATER USES WITHOUT ANTICIPATED CHARGES FOR RETURN TO SEWER

Auto Detailing
Backfilling
Combination Cleaners (Vactors)
Compaction
Concrete Cutters
Construction Trailers
Cross Connection Testing
Dust Control
Flushing Water Mains
Hydro Blasting
Hydro Seeing
Irrigation (for establishing irrigation only; not continuing irrigation)
Mixing Concrete
Mobile Car Washing
Special Events
Street Sweeping
Water Tanks
Water Trucks
Window Washing

Note:

1. If there is any return to sewer or storm drain, then sewer and/or storm drain fees will be charges.

Date

Name of Responsible Party
Company Name and Address
Account Number: _____

Subject: Discontinuation of Fire Hydrant Meter Service

Dear Water Department Customer:

The authorization for use of Fire Hydrant Meter # _____, located at *(Meter Location Address)* ends in 60 days and will be removed on or after *(Date Authorization Expires)*. Extension requests for an additional 90 days must be submitted in writing for consideration 30 days prior to the discontinuation date. If you require an extension, please contact the Water Department, or mail your request for an extension to:

City of San Diego
Water Department
Attention: Meter Services
2797 Caminito Chollas
San Diego, CA 92105-5097

Should you have any questions regarding this matter, please call the Fire Hydrant Hotline at (619) _____ - _____.

Sincerely,

Water Department

APPENDIX C

MATERIALS TYPICALLY ACCEPTED BY CERTIFICATE OF COMPLIANCE

MATERIALS TYPICALLY ACCEPTED BY CERTIFICATE OF COMPLIANCE

1. Soil amendment
2. Fiber mulch
3. PVC or PE pipe up to 16 inch diameter
4. Stabilizing emulsion
5. Lime
6. Preformed elastomeric joint seal
7. Plain and fabric reinforced elastomeric bearing pads
8. Steel reinforced elastomeric bearing pads
9. Waterstops (Special Condition)
10. Epoxy coated bar reinforcement
11. Plain and reinforcing steel
12. Structural steel
13. Structural timber and lumber
14. Treated timber and lumber
15. Lumber and timber
16. Aluminum pipe and aluminum pipe arch
17. Corrugated steel pipe and corrugated steel pipe arch
18. Structural metal plate pipe arches and pipe arches
19. Perforated steel pipe
20. Aluminum underdrain pipe
21. Aluminum or steel entrance tapers, pipe downdrains, reducers, coupling bands and slip joints
22. Metal target plates
23. Paint (traffic striping)
24. Conductors
25. Painting of electrical equipment
26. Electrical components
27. Engineering fabric
28. Portland Cement
29. PCC admixtures
30. Minor concrete, asphalt
31. Asphalt (oil)
32. Liquid asphalt emulsion
33. Epoxy

APPENDIX D

SAMPLE CITY INVOICE WITH CASH FLOW FORECAST

WBS #:	B18108
Date Submitted:	10/10/2018
NTP Date:	3/23/2018
Final Statement of WD Date:	5/23/2020
Contract #:	K-XX-XXXX-XXX-X
Contract Amount:	\$5,617,000

Construction Cash Flow Forecast
 "Sewer and Water Group Job 965 (W)"

Year	January	February	March	April	May	June	July	August	September	October	November	December
2018				15,000	25,000	52,000	52,000	100,000	10,000	100,000	100,000	100,000
2019	10,000	10,000	85,000	58,000	100,000	100,000	100,000	100,000	100,000	100,000	1,000,000	1,000,000
2020	100,000	100,000	100,000	1,000,000	1,000,000							
2021												
2022												
2023												
2024												
2025												

SAMPLE REFERENCE

APPENDIX E
LOCATION MAP

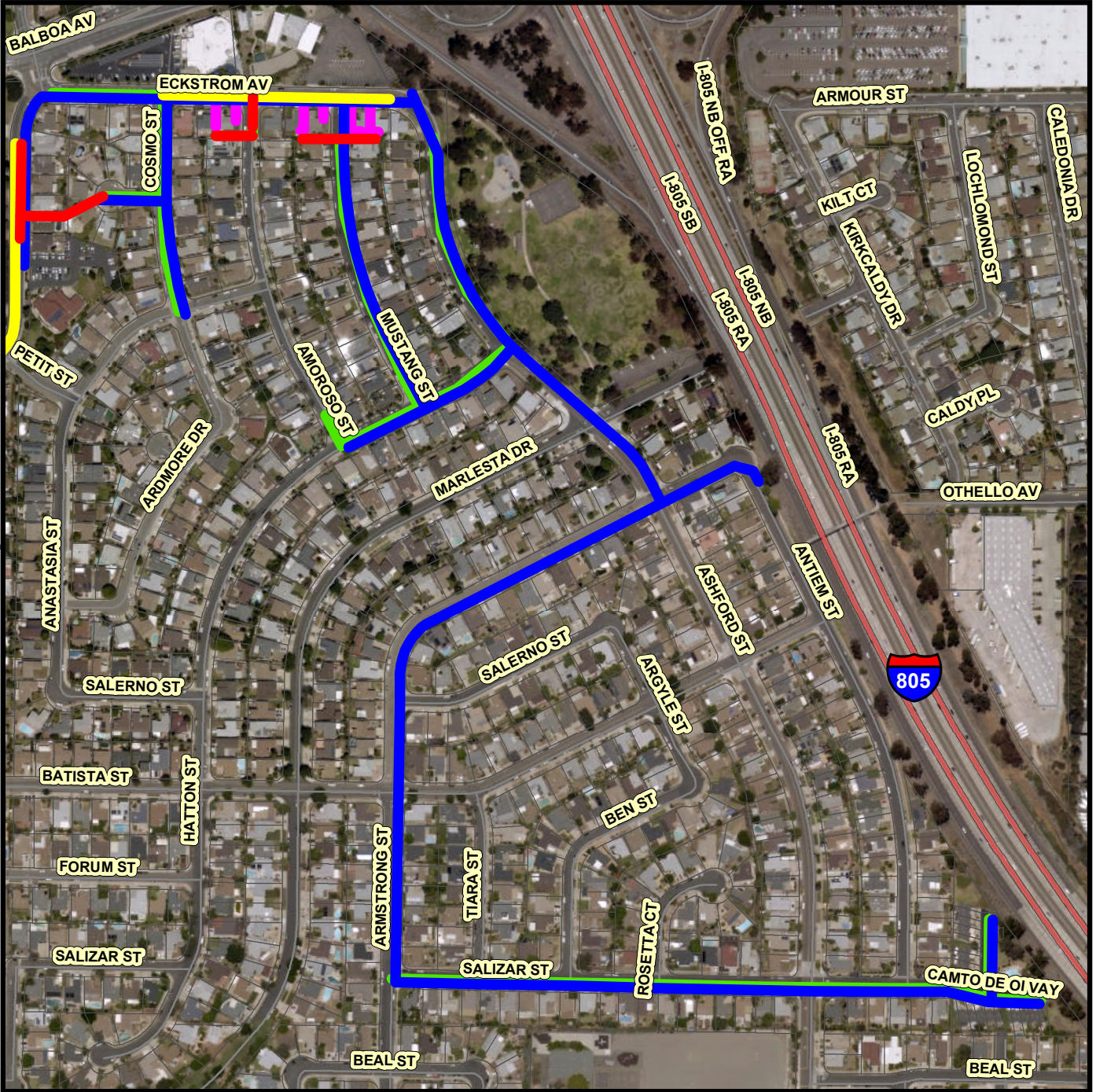
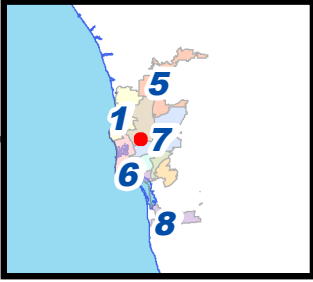
CLAIREMONT MESA E IMPROV 1

SENIOR ENGINEER
SHEILA BOSE
(619) 533-4698

PROJECT MANAGER
JAIME RAMOS
(619) 533-5103

PROJECT ENGINEER
DAKOTA ADELPHIA
(619) 533-3125

FOR QUESTIONS ABOUT THIS PROJECT
Call: 619-533-4207
Email: engineering@sanidiego.gov



Legend

- Proposed Water Main
- Sewer Replace in Place
- Abandoned Ex Sewer
- Proposed Sewer Main
- Replumb



COMMUNITY NAME: CLAIREMONT MESA

COUNCIL DISTRICT: 6

WBS NO: B18202 (S) \ B18200 (W)

Date: January 14, 2021

Clairemont Mesa East Pipeline Improvement 1
Appendix E - Location Map



THIS MAP/DATA IS PROVIDED WITHOUT WARRANTY OF ANY KIND, EITHER EXPRESS OR IMPLIED, INCLUDING, BUT NOT LIMITED TO, THE IMPLIED WARRANTIES OR MERCHANTABILITY AND FITNESS FOR A PARTICULAR PURPOSE. Note: This product may contain information reproduced with permission granted by RAND MCNALLY & COMPANY © to SanGIS. This map is copyrighted by RAND MCNALLY & COMPANY ©. It is unlawful to copy or reproduce all or any part thereof, whether for personal use or resale, without the prior, written permission of RAND MCNALLY & COMPANY.

APPENDIX F
ADJACENT PROJECT MAP

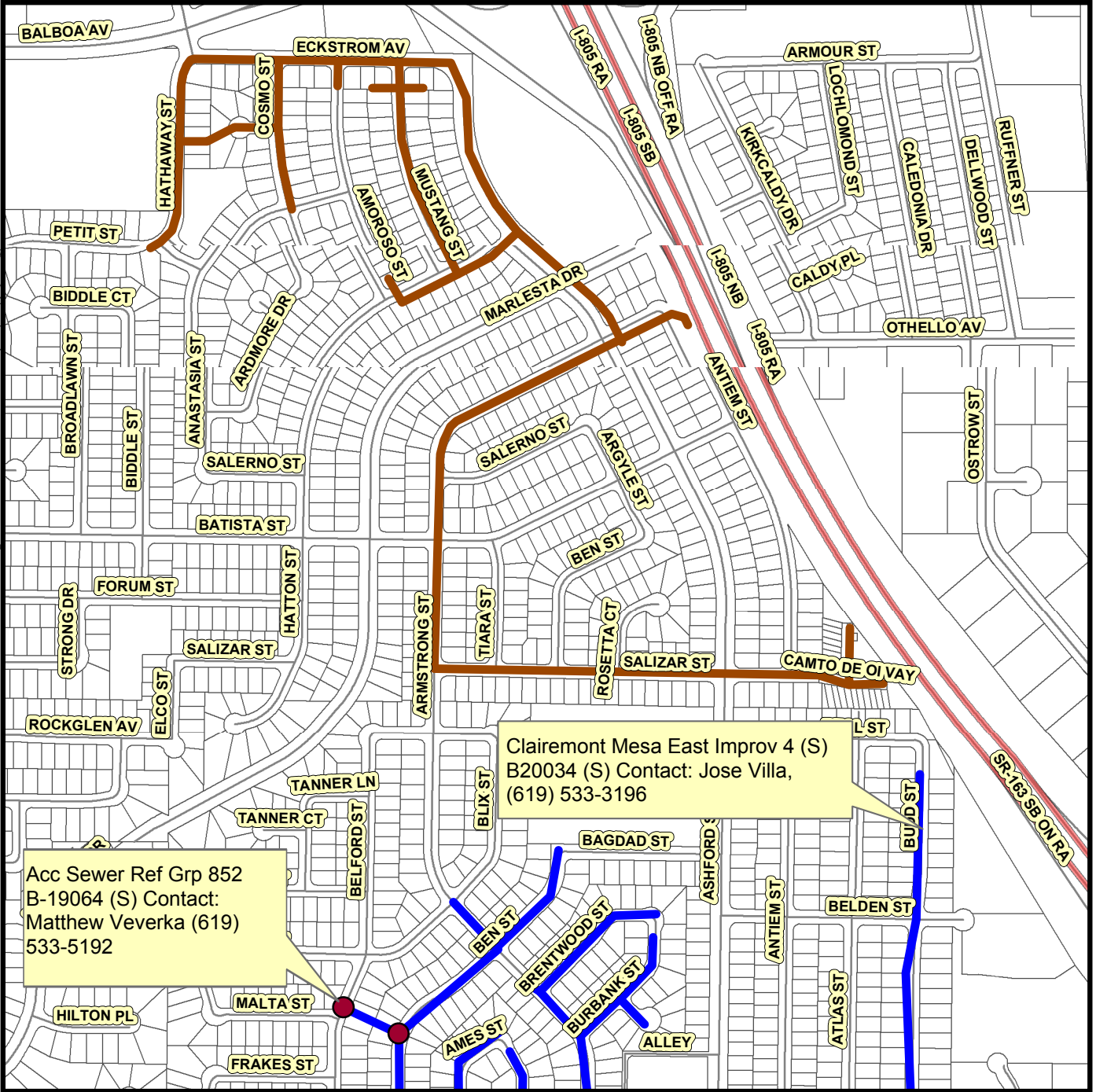
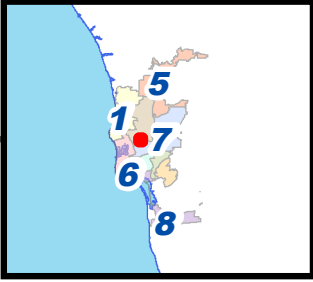
CLAIREMONT MESA E IMPROV 1 - ADJACENT PROJECTS

SENIOR ENGINEER
SHEILA BOSE
(619) 533-4698

PROJECT MANAGER
JAIME RAMOS
(619) 533-5103

PROJECT ENGINEER
DAKOTA ADELPHIA
(619) 533-3125

FOR QUESTIONS ABOUT THIS PROJECT
Call: 619-533-4207
Email: engineering@sandiego.gov



Legend

- B-2018 Clairemont Mesa E Improv 1
- B-20034 Clairemont Mesa E Improv 4
- B-19064 Acc Swr Grp 852



THIS MAP/DATA IS PROVIDED WITHOUT WARRANTY OF ANY KIND, EITHER EXPRESS OR IMPLIED, INCLUDING, BUT NOT LIMITED TO, THE IMPLIED WARRANTIES OR MERCHANTABILITY AND FITNESS FOR A PARTICULAR PURPOSE. Note: This product may contain information from the SANDAG Regional Information System which cannot be reproduced without the written permission of SANDAG. This product may contain information reproduced with permission granted by RAND MCNALLY & COMPANY® to SanGIS. This map is copyrighted by RAND MCNALLY & COMPANY®. It is unlawful to copy or reproduce all or any part thereof, whether for personal use or resale, without the prior, written permission of RAND MCNALLY & COMPANY.

APPENDIX G

CONTRACTOR'S DAILY QUALITY CONTROL INSPECTION REPORT

City of San Diego
Rubber Polymer Modified Slurry
Contractor's Daily Quality Control Inspection Report

Project Title: _____ Date: _____

Ambient Temperature (Start of Work): _____ Time: _____

Environmental Considerations: _____

Locations (Address Range/Cross Streets):

1. _____
2. _____
3. _____

Approved Mix Design: _____

Material Suppliers: _____

RPMS Type(s): _____

Slurry Machine #'s: _____

Estimated Cure Time (Break) of Slurry: _____

Pre-Mix (Per 100 Counts)

Gate Setting/Emulsion %: _____

Aggregate Weight: _____

Cement % (by weight of aggregate): _____

Crumb Rubber % (by volume of cement): _____

Machine Inspection

Leaks: _____

Sprayers: _____

Emulsion Filter: _____

Carbon Black: _____

Spreader Box Inspection

Cleanliness: _____

Augers: _____

Rubbers: _____

Fabric: _____

Runners: _____

City of San Diego
Rubber Polymer Modified Slurry
Contractor's Daily Quality Control Inspection Report

Project Conditions

Crack Fill: _____

Asphalt Deficiencies: _____

Cleanliness: _____

Impediments/Other: _____

Communication to Client/ Resident Engineer

Crack Fill: _____

Asphalt Deficiencies: _____

Cleanliness: _____

Impediments/Other: _____

Test Lab

Tech: _____ Time on Site: _____

Notes

QCP Administrator Signature:

Date Signed:

City of San Diego
Asphalt Concrete Overlay
Contractor's Daily Quality Control Inspection Report

Project Title: _____ Date: _____

Locations: 1. _____
2. _____
3. _____

Asphalt Mix Specification: Attached Supplier: _____

Dig out Locations: 1. _____
2. _____
3. _____

Tack Coat Application Rate @ Locations:
1. _____
2. _____
3. _____

Asphalt Temperature at Placement @ Locations:
1. _____
2. _____
3. _____

Asphalt Depth @Locations:
1. _____
2. _____
3. _____

Compaction Test Result @Locations:
1. _____
2. _____
3. _____

Location and nature of defects:

- 1. _____
- 2. _____
- 3. _____

Remedial and Corrective Actions taken or proposed for Engineer's approval:

- 1. _____
- 2. _____
- 3. _____

Date's City Laboratory representative was present:

- 1. _____
- 2. _____
- 3. _____

Verified the following:

- 1. Proper Storage of Materials & Equipment
- 2. Proper Operation of Equipment
- 3. Adherence to Plans and Specs
- 4. Review of QC Tests
- 5. Safety Inspection

Initials:

- _____
- _____
- _____
- _____
- _____

Deviations from QCP _____ (see attached)

Quality Control Plan Administrator's Signature:

Date Signed:

APPENDIX H
MONTHLY DRINKING WATER DISCHARGE MONITORING FORM

DRINKING WATER DISCHARGE MONITORING FORM

(Use for All Discharges to the Storm Drain)

All discharge activities related to this project comply with the State Water Resources Control Board ORDER WQ 2014-0194-DWQ, STATEWIDE GENERAL NPDES PERMIT FOR DRINKING WATER SYSTEMS DISCHARGES as referenced by (http://www.waterboards.ca.gov/water_issues/programs/npdes/docs/drinkingwater/final_statewide_wqo2014_0194_dwq.pdf), and as follows:

Project Name:		WBS No.:		Watershed No.	
Qualified Person Conducting Tests:		signature			

BMPs MUST BE IN PLACE PRIOR TO ANY SCHEDULED DISCHARGE By signing, I certify that all of the statements and conditions for drinking water discharge events are correct.

Event #1												
Discharge Location ¹	Category ² (Select one)	Notification ³ (Select all that apply)	BMPs in Place ⁴ (Select all that apply)	Volume ⁵ (gal)	Sampling ⁶ (take samples at 10 mins, 50-60 mins & last 10 mins)				Exceedence ⁷			Notes Report exceedence to RE & complete page 2 of 2
					Measure	Unit	Time	Result	Limit	No	Yes	
Inlet Location Start Date: Time: End Date: Time:	Superchlorinated <small>(Chlorine added for disinfection)</small>	TSW <small>(All Categories)</small>	Sweep flow path <small>(gutter, street, etc.)</small>	Total	Chlorine	mg/L			0.1 mg/L= Exceedence			
	Large Volume <small>(≥ 325,850 gal)</small>	PUD <small>(All Categories)</small>	Dechlorination <small>(diffusers, chemicals, etc.)</small>				Reused <small>(if any)</small>					
	Well Dev/Rehab <small>(Not Typical)</small>	Water Board <small>(Large Volume Only)</small>	Inlet Protection	Erosion Controls	Turbidity	NTU			20 NTU= Exceedence 225 NTU= Exceedence for Ocean			
	Small Volume/Other <small>(No Sampling Required)</small>	County <small>(≥100,000 gal & within ¼ mile of ocean/bay; or if enters the County's MS4)</small>					Sediment Controls					
					pH	Unit				Range 6.5 to 8.5		

Event #2												
Discharge Location ¹	Category ² (Select one)	Notification ³ (Select all that apply)	BMPs in Place ⁴ (Select all that apply)	Volume ⁵ (gal)	Sampling ⁶ (take samples at 10 mins, 50-60 mins & last 10 mins)				Exceedence ⁷			Notes Report exceedence to RE & complete page 2 of 2
					Measure	Unit	Time	Result	Limit	No	Yes	
Inlet Location Start Date: Time: End Date: Time:	Superchlorinated <small>(Chlorine added for disinfection)</small>	TSW <small>(All Categories)</small>	Sweep flow path <small>(gutter, street, etc.)</small>	Total	Chlorine	mg/L			0.1 mg/L= Exceedence			
	Large Volume <small>(≥ 325,850 gal)</small>	PUD <small>(All Categories)</small>	Dechlorination <small>(diffusers, chemicals, etc.)</small>				Reused <small>(if any)</small>					
	Well Dev/Rehab <small>(Not Typical)</small>	Water Board <small>(Large Volume Only)</small>	Inlet Protection	Erosion Controls	Turbidity	NTU			20 NTU= Exceedence 225 NTU= Exceedence for Ocean			
	Small Volume/Other <small>(No Sampling Required)</small>	County <small>(≥100,000 gal & within ¼ mile of ocean/bay; or if enters the County's MS4)</small>					Sediment Controls					
					pH	Unit				Range 6.5 to 8.5		

Instructional Notes found on the Page 2 of 2

Submit completed Form to RE

Receiving Water Monitoring

(Complete only if limits exceed on Page 1 of 2)

Event #1	
1) Go to the location where the discharge enters the receiving water.	
<input type="checkbox"/> Accessible <input type="checkbox"/> Unable to Determine <input type="checkbox"/> No Safe Access	
2) If accessible, take photos and complete the visual monitoring below. If unable to determine, stop here. If no safe access, stop here.	
3) Visual Monitoring: Is the discharge into the receiving water...	
...causing erosion	<input type="checkbox"/> Yes <input type="checkbox"/> No
...carrying floating or suspended matter	<input type="checkbox"/> Yes <input type="checkbox"/> No
...causing discoloration	<input type="checkbox"/> Yes <input type="checkbox"/> No
...causing and impact to the aquatic life present	<input type="checkbox"/> Yes <input type="checkbox"/> No
...observed with visible film	<input type="checkbox"/> Yes <input type="checkbox"/> No
...observed with an sheen or coating	<input type="checkbox"/> Yes <input type="checkbox"/> No
...causing potential nuisance conditions	<input type="checkbox"/> Yes <input type="checkbox"/> No
3) If all answers are NO, stop here.	
4) If any answers are YES, Notify the RE immediately for further action	

Event #2	
1) Go to the location where the discharge enters the receiving water.	
<input type="checkbox"/> Accessible <input type="checkbox"/> Unable to Determine <input type="checkbox"/> No Safe Access	
2) If accessible, take photos and complete the visual monitoring below. If unable to determine, stop here. If no safe access, stop here.	
3) Visual Monitoring: Is the discharge into the receiving water...	
...causing erosion	<input type="checkbox"/> Yes <input type="checkbox"/> No
...carrying floating or suspended matter	<input type="checkbox"/> Yes <input type="checkbox"/> No
...causing discoloration	<input type="checkbox"/> Yes <input type="checkbox"/> No
...causing and impact to the aquatic life present	<input type="checkbox"/> Yes <input type="checkbox"/> No
...observed with visible film	<input type="checkbox"/> Yes <input type="checkbox"/> No
...observed with an sheen or coating	<input type="checkbox"/> Yes <input type="checkbox"/> No
...causing potential nuisance conditions	<input type="checkbox"/> Yes <input type="checkbox"/> No
3) If all answers are NO, stop here.	
4) If any answers are YES, Notify the RE immediately for further action	

Instructional Notes

- 1) Log the location of the inlet or discharge point. For example: Albatross St & 5th Av. Log the start date and time and the end date and time of the discharge.
- 2) Log the discharge category. "Superchlorinated" are discharges where additional chlorine is added in order to adequately disinfect and sanitize drinking water system facilities. This does NOT include potable water containing residual chlorine from the water treatment process. "Large Volume" discharges are greater than 325,850 gallons of total volume for one event. "Well Dev/Rehab" are discharges of potable ground water from a well. This is not typical. If none of these categories apply, then select "Small Volume/Other."
- 3) Notifications of the location, date, time, category, and estimated volume of discharge must be made to the contacts and per the requirements below:

Contact	When to Notify	Email
TSW	3 days prior to all discharges	SWPPP@SanDiego.gov
PUD	3 days prior to all discharges	CompReports@SanDiego.gov Rdavenport@SanDiego.gov
San Diego Water Board	3 days prior to Large Volume discharges	SanDiego@WaterBoards.ca.gov Ben.Neill@WaterBoards.ca.gov
County of San Diego	3 days prior if 100,000 gal and within 1/4 mile of ocean/bay	DEH: Joseph.Palmer@SDCounty.ca.gov Dominique.Edwards@SDCounty.ca.gov
	3 days prior if enter county MS4 or unincorporated County	WPP: Nicholas.DeValle@SDCounty.ca.gov LUEG.Watersheds@sdcounty.ca.gov

- 4) At a minimum, sweep gutters prior to starting discharge and use dechlorination BMPs. The contractor and RE must monitor and determine if BMPs need to be removed or modified. For example if inlet protection is causing flooding at a storm drain inlet, contractor may elect to remove BMPs. Document any modification to BMPs in the notes
- 5) Total volume must be logged for all discharges. If discharge water is reused for other purposes such as watering a golf course, log that volume under "Reused"
- 6) Sampling is required for categories per the following table:

Category	Measure	Sample Frequency
Superchlorinated	Chlorine, Turbidity, pH	first 10 min, 50-60 min, last 10 min
Large Volume	Chlorine Turbidity	first 10 min, 50-60 min, last 10 min
Well Dev/Rehab	Chlorine Turbidity	first 10 min, 50-60 min, last 10 min
Small Volume/Other	None required	N/A

- 7) Effluent limitations must be monitored not to exceed per the following table:

Measure	Method	Limit
Chlorine	Field Measure	0.10 mg/L-Cl
Turbidity	Visual Estimate	20 NTU for inland waters
		225 NTU for ocean 100 NTU for wells
pH	Field Measure	6.5 - 8.5

APPENDIX I
HAZARDOUS WASTE LABEL/FORMS

HAZARDOUS WASTE

STATE AND FEDERAL LAW PROHIBITS IMPROPER DISPOSAL
IF FOUND, CONTACT THE NEAREST POLICE, OR PUBLIC SAFETY
AUTHORITY, OR THE U.S. ENVIRONMENTAL PROTECTION AGENCY
OR THE CALIFORNIA DEPARTMENT OF HEALTH SERVICES

GENERATOR NAME _____

ADDRESS _____ 24 HR. PHONE () _____

CITY _____ STATE _____ ZIP _____

EPA ID NO. _____ MANIFEST DOCUMENT NO. _____

EPA WASTE NO. _____ CA WASTE NO. _____ ACCUMULATION START DATE _____ / ____ / ____

CONTENTS, COMPOSITION _____

PROPER DOT SHIPPING NAME _____

TECHNICAL NAME (S) _____

UN/NA NO. WITH PREFIX _____

PHYSICAL STATE HAZARDOUS PROPERTIES FLAMMABLE TOXIC
 SOLID LIQUID CORROSIVE REACTIVE OTHER _____

HANDLE WITH CARE!
CONTAINS HAZARDOUS OR TOXIC WASTES

INCIDENT/RELEASE ASSESSMENT FORM ¹

If you have an emergency, Call 911

Handlers of hazardous materials are required to report releases. The following is a tool to be used for assessing if a release is reportable. Additionally, a non-reportable release incident form is provided to document why a release is not reported (see back).

Questions for Incident Assessment:

	YES	NO
1. Was anyone killed or injured, or did they require medical care or admitted to a hospital for observation?	<input type="checkbox"/>	<input type="checkbox"/>
2. Did anyone, other than employees in the immediate area of the release, evacuate?	<input type="checkbox"/>	<input type="checkbox"/>
3. Did the release cause off-site damage to public or private property?	<input type="checkbox"/>	<input type="checkbox"/>
4. Is the release greater than or equal to a reportable quantity (RQ)?	<input type="checkbox"/>	<input type="checkbox"/>
5. Was there an uncontrolled or unpermitted release to the air?	<input type="checkbox"/>	<input type="checkbox"/>
6. Did an uncontrolled or unpermitted release escape secondary containment, or extend into any sewers, storm water conveyance systems, utility vaults and conduits, wetlands, waterways, public roads, or off site?	<input type="checkbox"/>	<input type="checkbox"/>
7. Will control, containment, decontamination, and/or clean up require the assistance of federal, state, county, or municipal response elements?	<input type="checkbox"/>	<input type="checkbox"/>
8. Was the release or threatened release involving an unknown material or contains an unknown hazardous constituent?	<input type="checkbox"/>	<input type="checkbox"/>
9. Is the incident a threatened release (a condition creating a substantial probability of harm that requires immediate action to prevent, reduce, or mitigate damages to persons, property, or the environment)?	<input type="checkbox"/>	<input type="checkbox"/>
10. Is there an increased potential for secondary effects including fire, explosion, line rupture, equipment failure, or other outcomes that may endanger or cause exposure to employees, the general public, or the environment?	<input type="checkbox"/>	<input type="checkbox"/>

If the answer is YES to any of the above questions – report the release to the California Office of Emergency Services at 800-852-7550 and the local CUPA daytime: (619) 338-2284, after hours: (858) 565-5255. Note: other state and federal agencies may require notification depending on the circumstances.

Call 911 in an emergency

If all answers are NO, complete a Non Reportable Release Incident Form (page 2 of 2) and keep readily available. Documenting why a “no” response was made to each question will serve useful in the event questions are asked in the future, and to justify not reporting to an outside regulatory agency.

If in doubt, report the release.

¹ This document is a guide for accessing when hazardous materials release reporting is required by Chapter 6.95 of the California Health and Safety Code. It does not replace good judgment, Chapter 6.95, or other state or federal release reporting requirements.

NON REPORTABLE RELEASE INCIDENT FORM

1. RELEASE AND RESPONSE DESCRIPTION

Incident # _____

Date/Time Discovered	Date/Time Discharge	Discharge Stopped <input type="checkbox"/> Yes <input type="checkbox"/> No
Incident Date / Time:		
Incident Business / Site Name:		
Incident Address:		
Other Locators (Bldg, Room, Oil Field, Lease, Well #, GIS)		
Please describe the incident and indicate specific causes and area affected. Photos Attached?: <input type="checkbox"/> Yes <input type="checkbox"/> No		
Indicate actions to be taken to prevent similar releases from occurring in the future.		

2. ADMINISTRATIVE INFORMATION

Supervisor in charge at time of incident:	Phone:
Contact Person:	Phone:

3. CHEMICAL INFORMATION

Chemical	Quantity <input type="checkbox"/> GAL <input type="checkbox"/> LBS <input type="checkbox"/> FT ³
Chemical	Quantity <input type="checkbox"/> GAL <input type="checkbox"/> LBS <input type="checkbox"/> FT ³
Chemical	Quantity <input type="checkbox"/> GAL <input type="checkbox"/> LBS <input type="checkbox"/> FT ³
Clean-Up Procedures & Timeline:	
Completed By:	Phone:
Print Name:	Title:

EMERGENCY RELEASE FOLLOW - UP NOTICE REPORTING FORM

A	BUSINESS NAME	FACILITY EMERGENCY CONTACT & PHONE NUMBER () -	
B	INCIDENT DATE MO DAY YR	TIME OES NOTIFIED (use 24 hr time)	OES CONTROL NO.
C	INCIDENT ADDRESS LOCATION	CITY / COMMUNITY	COUNTY ZIP
D	CHEMICAL OR TRADE NAME (print or type)		CAS Number
D	CHECK IF CHEMICAL IS LISTED IN 40 CFR 355, APPENDIX A <input type="checkbox"/>	CHECK IF RELEASE REQUIRES NOTIFICATION UNDER 42 U.S.C. Section 9603 (a) <input type="checkbox"/>	
D	PHYSICAL STATE CONTAINED <input type="checkbox"/> SOLID <input type="checkbox"/> LIQUID <input type="checkbox"/> GAS	PHYSICAL STATE RELEASED <input type="checkbox"/> SOLID <input type="checkbox"/> LIQUID <input type="checkbox"/> GAS	QUANTITY RELEASED
D	ENVIRONMENTAL CONTAMINATION <input type="checkbox"/> AIR <input type="checkbox"/> WATER <input type="checkbox"/> GROUND <input type="checkbox"/> OTHER	TIME OF RELEASE	DURATION OF RELEASE — DAYS — HOURS — MINUTES
E	ACTIONS TAKEN		
F	KNOWN OR ANTICIPATED HEALTH EFFECTS (Use the comments section for addition information)		
	<input type="checkbox"/> ACUTE OR IMMEDIATE (explain) _____		
	<input type="checkbox"/> CHRONIC OR DELAYED (explain) _____		
	<input type="checkbox"/> NOTKNOWN (explain) _____		
G	ADVICE REGARDING MEDICAL ATTENTION NECESSARY FOR EXPOSED INDIVIDUALS		
H	COMMENTS (INDICATE SECTION (A - G) AND ITEM WITH COMMENTS OR ADDITIONAL INFORMATION)		
I	CERTIFICATION: I certify under penalty of law that I have personally examined and I am familiar with the information submitted and believe the submitted information is true, accurate, and complete.		
	REPORTING FACILITY REPRESENTATIVE (print or type) _____		
	SIGNATURE OF REPORTING FACILITY REPRESENTATIVE _____ DATE: _____		

EMERGENCY RELEASE FOLLOW-UP NOTICE REPORTING FORM INSTRUCTIONS

GENERAL INFORMATION:

Chapter 6.95 of Division 20 of the California Health and Safety Code requires that written emergency release follow-up notices prepared pursuant to 42 U.S.C. § 11004, be submitted using this reporting form. Non-permitted releases of reportable quantities of Extremely Hazardous Substances (listed in 40 CFR 355, appendix A) or of chemicals that require release reporting under section 103(a) of the Comprehensive Environmental Response, Compensation, and Liability Act of 1980 [42 U.S.C. § 9603(a)] must be reported on the form, as soon as practicable, but no later than 30 days, following a release. The written follow-up report is required in addition to the verbal notification.

BASIC INSTRUCTIONS:

- The form, when filled out, reports follow-up information required by 42 U.S.C § 11004. Ensure that all information requested by the form is provided as completely as possible.
- If the incident involves reportable releases of more than one chemical, prepare one report form for each chemical released.
- If the incident involves a series of separate releases of chemical(s) at different times, the releases should be reported on separate reporting forms.

SPECIFIC INSTRUCTIONS:

Block A: Enter the name of the business and the name and phone number of a contact person who can provide detailed facility information concerning the release.

Block B: Enter the date of the incident and the time that verbal notification was made to OES. The OES control number is provided to the caller by OES at the time verbal notification is made. Enter this control number in the space provided.

Block C: Provide information pertaining to the location where the release occurred. Include the street address, the city or community, the county and the zip code.

Block D: Provide information concerning the specific chemical that was released. Include the chemical or trade name and the Chemical Abstract Service (CAS) number. Check all categories that apply. Provide best available information on quantity, time and duration of the release.

Block E: Indicate all actions taken to respond to and contain the release as specified in 42 U.S.C. § 11004(c).

Block F: Check the categories that apply to the health effects that occurred or could result from the release. Provide an explanation or description of the effects in the space provided. Use Block H for additional comments/information if necessary to meet requirements specified in 42 U.S.C. § 11004(c).

Block G: Include information on the type of medical attention required for exposure to the chemical released. Indicate when and how this information was made available to individuals exposed and to medical personnel, if appropriate for the incident, as specified in 42 U.S.C. § 11004(c).

Block H: List any additional pertinent information.

Block I: Print or type the name of the facility representative submitting the report. Include the official signature and the date that the form was prepared.

MAIL THE COMPLETED REPORT TO:

**State Emergency Response Commission (SERC)
Attn: Section 304 Reports
Hazardous Materials Unit
3650 Schriever Avenue
Mather, CA 95655**

NOTE: Authority cited: Sections 25503, 25503.1 and 25507.1, Health and Safety Code. Reference: Sections 25503(b)(4), 25503.1, 25507.1, 25518 and 25520, Health and Safety Code.

APPENDIX J
SAMPLE OF PUBLIC NOTICE



CONSTRUCTION NOTICE

PROJECT TITLE

Work on your street will begin within one week to replace the existing water mains servicing your community.

The work will consist of:

- Saw-cutting and trench work on Ingulf Street from Morena Boulevard to Galveston Street to install new water mains, water laterals and fire hydrants.
• Streets where trenching takes place will be resurfaced and curb ramps will be upgraded to facilitate access for persons with disabilities where required.
• This work is anticipated to be complete in your community by December 2016.

How your neighborhood may be impacted:

- Water service to some properties during construction will be provided by a two-inch highline pipe that will run along the curb. To report a highline leak call 619-515-3525.
• Temporary water service disruptions are planned. If planned disruptions impact your property, you will receive advance notice.
• Parking restrictions will exist because of the presence of construction equipment and materials.
• "No Parking" signs will be displayed 72 hours in advance of the work.
• Cars parked in violation of signs will be TOWED.

Hours and Days of Operation:

Monday through Friday X:XX AM to X:XX PM.

City of San Diego Contractor:

Company Name, XXX-XXX-XXXX



CONSTRUCTION NOTICE

PROJECT TITLE

Work on your street will begin within one week to replace the existing water mains servicing your community.

The work will consist of:

- Saw-cutting and trench work on Ingulf Street from Morena Boulevard to Galveston Street to install new water mains, water laterals and fire hydrants.
• Streets where trenching takes place will be resurfaced and curb ramps will be upgraded to facilitate access for persons with disabilities where required.
• This work is anticipated to be complete in your community by December 2016.

How your neighborhood may be impacted:

- Water service to some properties during construction will be provided by a two-inch highline pipe that will run along the curb. To report a highline leak call 619-515-3525.
• Temporary water service disruptions are planned. If planned disruptions impact your property, you will receive advance notice.
• Parking restrictions will exist because of the presence of construction equipment and materials.
• "No Parking" signs will be displayed 72 hours in advance of the work.
• Cars parked in violation of signs will be TOWED.

Hours and Days of Operation:

Monday through Friday X:XX AM to X:XX PM.

City of San Diego Contractor:

Company Name, XXX-XXX-XXXX

APPENDIX K

ADVANCED METERING INFRASTRUCTURE (AMI) DEVICE PROTECTION

Protecting AMI Devices in Meter Boxes and on Street Lights

The Public Utilities Department (PUD) has begun the installation of the Advanced Metering Infrastructure (AMI) technology as a new tool to enhance water meter reading accuracy and efficiency, customer service and billing, and to be used by individual accounts to better manage the efficient use of water. **All AMI devices shall be protected per Section 402-2, "Protection", of the 2018 Whitebook.**

AMI technology allows water meters to be read electronically rather than through direct visual inspection by PUD field staff. This will assist PUD staff and customers in managing unusual consumption patterns which could indicate leaks or meter tampering on a customer's property.

Three of the main components of an AMI system are the:

- A. Endpoints, see Photo 1:

Photo 1



B. AMI Antenna attached to Endpoint (antenna not always required), see Photo 2:



Network Devices, see Photo 3:

Photo 3



AMI endpoints transmit meter information to the AMI system and will soon be on the vast majority of meters in San Diego. These AMI devices provide interval consumption data to the PUD's Customer Support Division. If these devices are damaged or communication is interrupted, this Division will be alerted of the situation. The endpoints are installed in water meter boxes, coffins, and vaults adjacent to the meter. A separate flat round antenna may also be installed through the meter box lid. This antenna is connected to the endpoint via cable. The following proper installation shall be implemented when removing the lid to avoid damaging the antenna, cable, and/or endpoint. Photo 4 below demonstrates a diagram of the connection:

Photo 4



The AMI device ERT/Endpoint/Transmitter shall be positioned and installed as discussed in this Appendix. If the ERT/Endpoint/Transmitter is disturbed, it shall be re-installed and returned to its original installation with the end points pointed upwards as shown below in Photo 5.

The PUD's code compliance staff will issue citations and invoices to you for any damaged AMI devices that are not re-installed as discussed in the Contract Document

Photo 5 below shows a typical installation of an AMI endpoint on a water meter.

Photo 5




Photo 6 below is an example of disturbance that shall be avoided:

Photo 6



You are responsible when working in and around meter boxes. If you encounter these endpoints, use proper care and do not disconnect them from the registers on top of the water meter. If the lid has an antenna drilled through, do not change or tamper with the lid and inform the Resident Engineer immediately about the location of that lid. Refer to Photo 7 below:

Photo 7



Another component of the AMI system are the Network Devices. The Network Devices are strategically placed units (mainly on street light poles) that collect interval meter reading data from multiple meters for transmission to the Department Control Computer. **If you come across any of these devices on street lights that will be removed or replaced (refer to Photos 8 and 9 below), notify AMI Project Manager Arwa Sayed at (619) 362-0121 immediately.**

Photo 8 shows an installed network device on a street light. On the back of each Network Device is a sticker with contact information. See Photo 9. **Call PUD Water Emergency Repairs at 619-515-3525 if your work will impact these street lights.** These are assets that belong to the City of San Diego and you shall be responsible for any costs of disruption of this network.

Photo 8



Network Device

Photo 9



If you encounter any bad installations, disconnected/broken/buried endpoints, or inadvertently damage any AMI devices or cables, notify the Resident Engineer immediately. The Resident Engineer will then immediately contact the AMI Project Manager, Arwa Sayed, at (619) 362-0121.

APPENDIX L
CORING REPORT

**CITY OF SAN DIEGO
MEMORANDUM**

DATE: August 12, 2020
TO: Dakota Adelpia, Project Engineer, Right of Way Design Division
FROM: Randy Encinas, Associate Engineer – Civil, Public Works
SUBJECT: Request for Pavement Coring, Clairemont Mesa E Improv,
B-18202 (S) & B-18200 (W)

Per your Memo requesting coring of the existing street pavement to determine the type and thickness of the pavement for the subject project dated April 24, 2020. Our results are as follow:

Sample No.	Location	Paving Thickness
1	3845 Armstrong St.	3" AC 5" Reddish ¾" Base R-Value=56 SE=22
2	4068 Armstrong St.	3" AC 5" Reddish ¾" Base R-Value=62 SE=22
3	3970 Armstrong St.	2" AC 5" Reddish ¾" Base R-Value=57 SE=25
4	4003 Armstrong St.	3" AC 5" Reddish ¾" Base R-Value=59 SE=23
5	7613 Caminito De Oi Vay	2 ½" AC 6" Class II SE=21

6	3868 Caminito De Tatan	2 ½" AC 6" Class II R-Value=59 SE=22
7	7425 Salizar St.	3" AC 4" Reddish ¾" Base SE=17
8	7469 Salizar St.	3 ½" AC 6" Reddish ¾" Base SE=19
9	7517 Salizar St.	3" AC 4" Reddish ¾" Base SE=21
10	4130 Ashford St.	4 ½" AC 6" Reddish ¾" Base R-Value=61 SE=19
11	4109 Ashford St.	4 ½" AC 6" Reddish ¾" Base R-Value=63 SE=21
12	Ashford St. & Hatton St.	4 ½" AC 4" Reddish ¾" Base SE=23
13	4192 Ashford St.	5 ½" AC 6" Reddish ¾" Base SE=19
14	7217 Eckstrom Ave.	4 ½" AC 7" Reddish ¾" Base R-Value=63 SE=18
15	4110 Amoroso St.	4" AC 7" Reddish ¾" Base R-Value=61 SE=19

16	4185 Hathaway St.	4 ½" AC 6" Reddish ¾" Base SE=20
17	Eckstrom Ave-100ft E/O Hathaway St.	1" AC 7" PCC No Base R-Value=61 SE=17
18	7051 Cosmo Ct	4" AC 6 ½" Reddish ¾" Base R-Value=63 SE=21
19	4183 Cosmo St.	4" AC 7" Reddish ¾" Base R-Value=61 SE=19
20	Amoroso St-100ft S/O Eckstrom Ave	4" AC 7" Reddish ¾" Base SE=19
21	4104 Cosmo St.	3" AC 7" Reddish ¾" Base SE=19
22	4053 Hatton St.	3 ½" AC 7" Reddish ¾" Base SE=18
23	4119 Mustang St.	4" AC 7" Reddish ¾" Base SE=19
24	4183 Mustang St.	4" AC 7" Reddish ¾" Base SE=19
25	7043 Petit St.	3 ½" AC 7" Class II SE=15

26

4125 Hathaway St.

4 ½" AC
8" Class II

Pavement Fabric Depth=2"

SE=16

Should you have any further questions or need additional assistance, please feel free to contact me at (858) 627-3289.

Randy Encinas

Cc: File

ATTACHMENT F
RESERVED

ATTACHMENT G
CONTRACT AGREEMENT

CONTRACT AGREEMENT

CONSTRUCTION CONTRACT

This Phase-Funded contract is made and entered into between THE CITY OF SAN DIEGO, a municipal corporation, herein called "City", and Ortiz Corporation, herein called "Contractor" for construction of **Clairemont Mesa East Pipeline Improvement 1**, Bid No. **K-22-2025-DBB-3-A** ; in the total amount **Eight Million Seven Hundred Thirty Dollars and Eight Cents (\$8,000,730.08)**, which is comprised of the Base Bid plus Additive Alternate A, Deductive Alternate B, and Additive Alternate C, consisting of an amount not to exceed **\$4,190,858.61** for Phase I and **\$3,809,871.47** for Phase II.

IN CONSIDERATION of the payments to be made hereunder and the mutual undertakings of the parties hereto, City and Contractor agree as follows:

1. The following are incorporated into this contract as though fully set forth herein:
 - (a) The attached Faithful Performance and Payment Bonds.
 - (b) The attached Proposal included in the Bid documents by the Contractor.
 - (c) Reference Standards listed in the Instruction to Bidders and the Supplementary Special Provisions (SSP).
 - (d) Phased Funding Schedule Agreement.
 - (e) That certain documents entitled **Clairemont Mesa East Pipeline Improvement 1**, on file in the office of the Purchasing & Contracting Department as Document No. **K-22-2025-DBB-3-A**, as well as all matters referenced therein.
2. The City wishes to construct this Project on a Phase- Funded basis. In accordance with Whitebook section 7-3.10, the City is only obligated to pay for Phase I; Contractor cannot begin, nor is the City financially liable for any additional Phases, unless and until Contractor is issued a Notice to Proceed for each additional Phase by the City.
3. The Contractor shall perform and be bound by all the terms and conditions of this contract and in strict conformity therewith shall perform and complete in a good and workmanlike manner **Clairemont Mesa East Pipeline Improvement 1**, Bid Number. **K-22-2025-DBB-3-A**, San Diego, California.
4. For such performances, the City shall pay to Contractor the amounts set forth at the times and in the manner and with such additions or deductions as are provided for in this contract, and the Contractor shall accept such payment in full satisfaction of all claims incident to such performances (See WHITEBOOK, Section 7-3.10, Phased Funding Compensation).
5. No claim or suit whatsoever shall be made or brought by Contractor against any officer, agent, or employee of the City for or on account of anything done or omitted to be done in connection with this contract, nor shall any such officer, agent, or employee be liable hereunder.
6. This contract is effective as of the date that the Mayor or designee signs the agreement and is approved by the City Attorney in accordance with San Diego Charter Section 40.


CONTRACT AGREEMENT (continued)

IN WITNESS WHEREOF, this Agreement is signed by the City of San Diego, acting by and through its Mayor or designee, pursuant to Municipal Code §22.3102 authorizing such execution.

THE CITY OF SAN DIEGO

APPROVED AS TO FORM

Mara W. Elliott, City Attorney

By 

By 


Print Name: Cindy Crocker
Acting Deputy Director
Purchasing & Contracting Department

Print Name: Bonny Hsu
Deputy City Attorney

Date: 1/28/2022

Date: 1/31/22

CONTRACTOR Ortiz Corporation

By 

Print Name: Marcelino E. Ortiz

Title: President

Date: December 16, 2021

City of San Diego License No.: B1996008117

State Contractor's License No.: 602454

DEPARTMENT OF INDUSTRIAL RELATIONS (DIR) REGISTRATION NUMBER: 10000001045

CERTIFICATIONS AND FORMS

The Bidder, by submitting its electronic bid, agrees to and certifies under penalty of perjury under the laws of the State of California, that the certifications, forms and affidavits submitted as part of this bid are true and correct.

BIDDER'S GENERAL INFORMATION

To the City of San Diego:

Pursuant to "Notice Inviting Bids", specifications, and requirements on file with the City Clerk, and subject to all provisions of the Charter and Ordinances of the City of San Diego and applicable laws and regulations of the United States and the State of California, the undersigned hereby proposes to furnish to the City of San Diego, complete at the prices stated herein, the items or services hereinafter mentioned. The undersigned further warrants that this bid is not made in the interest of, or on behalf of, any undisclosed person, partnership, company, association, organization, or corporation; that the bid is genuine and not collusive or sham; that the bidder has not directly or indirectly induced or solicited any other bidder to put in a false or sham bid, and has not directly or indirectly colluded, conspired, connived, or agreed with any bidder or anyone else to put in a sham bid, or that anyone shall refrain from bidding; that the bidder has not in any manner, directly or indirectly, sought by agreement, communication, or conference with anyone to fix the bid price of the bidder or any other bidder, or to fix any overhead, profit, or cost element of the bid price, or of that of any other bidder, or to secure any advantage against the public body awarding the contract of anyone interested in the proposed contract; that all statements contained in the bid are true; and, further, that the bidder has not, directly or indirectly, submitted his or her bid price or any breakdown thereof, or the contents thereof, or divulged information or data relative thereto, or paid, and will not pay, any fee to any corporation, partnership, company, association, organization, bid depository, or to any member or agent thereof to effectuate a collusive or sham bid.

The undersigned bidder(s) further warrants that bidder(s) has thoroughly examined and understands the entire Contract Documents (plans and specifications) and the Bidding Documents therefore, and that by submitting said Bidding Documents as its bid proposal, bidder(s) acknowledges and is bound by the entire Contract Documents, including any addenda issued thereto, as such Contract Documents incorporated by reference in the Bidding Documents.

**NON-COLLUSION AFFIDAVIT TO BE EXECUTED BY BIDDER AND SUBMITTED WITH BID UNDER 23
UNITED STATES CODE 112 AND PUBLIC CONTRACT CODE 7106**

State of California

County of San Diego

The bidder, being first duly sworn, deposes and says that he or she is authorized by the party making the foregoing bid that the bid is not made in the interest of, or on behalf of, any undisclosed person, partnership, company, association, organization, or corporation; that the bid is genuine and not collusive or sham; that the bidder has not directly or indirectly induced or solicited any other bidder to put in a false or sham bid, and has not directly or indirectly colluded, conspired, connived, or agreed with any bidder or anyone else to put in a sham bid, or that anyone shall refrain from bidding; that the bidder has not in any manner, directly or indirectly, sought by agreement, communication, or conference with anyone to fix the bid price of the bidder or any other bidder, or to fix any overhead, profit, or cost element of the bid price, or of that of any other bidder, or to secure any advantage against the public body awarding the contract of anyone interested in the proposed contract; that all statements contained in the bid are true; and further, that the bidder has not, directly or indirectly, submitted his or her bid price or any breakdown thereof, or the contents thereof, or divulged information or data relative thereto, or paid, and will not pay, any fee to any corporation, partnership, company association, organization, bid depository, or to any member or agent thereof to effectuate a collusive or sham bid.

CONTRACTOR CERTIFICATION

DRUG-FREE WORKPLACE

I hereby certify that I am familiar with the requirements of San Diego City Council Policy No. 100-17 regarding Drug-Free Workplace as outlined in the WHITEBOOK, Section 5-1.3, "Drug-Free Workplace", of the project specifications, and that;

This company has in place a drug-free workplace program that complies with said policy. I further certify that each subcontract agreement for this project contains language which indicates the subcontractor's agreement to abide by the provisions of subdivisions a) through c) of the policy as outlined.

CONTRACTOR CERTIFICATION

AMERICANS WITH DISABILITIES ACT (ADA) COMPLIANCE CERTIFICATION

I hereby certify that I am familiar with the requirements of San Diego City Council Policy No. 100-4 regarding the Americans With Disabilities Act (ADA) outlined in the WHITEBOOK, Section 5-1.2, "Americans with Disabilities Act", of the project specifications, and that:

This company has in place workplace program that complies with said policy. I further certify that each subcontract agreement for this project contains language which indicates the subcontractor's agreement to abide by the provisions of the policy as outlined.

CONTRACTOR CERTIFICATION

CONTRACTOR STANDARDS – PLEDGE OF COMPLIANCE

I declare under penalty of perjury that I am authorized to make this certification on behalf of the company submitting this bid/proposal, that as Contractor, I am familiar with the requirements of City of San Diego Municipal Code § 22.3004 regarding Contractor Standards as outlined in the WHITEBOOK, Section 5-1.4, ("Contractor Standards"), of the project specifications, and that Contractor has complied with those requirements.

I further certify that each of the Contractor's subcontractors has completed a Pledge of Compliance attesting under penalty of perjury of having complied with City of San Diego Municipal Code § 22.3004.

CONTRACTOR CERTIFICATION

EQUAL BENEFITS ORDINANCE CERTIFICATION

I declare under penalty of perjury that I am familiar with the requirements of and in compliance with the City of San Diego Municipal Code § 22.4300 regarding Equal Benefits Ordinance.

CONTRACTOR CERTIFICATION

EQUAL PAY ORDINANCE CERTIFICATION

Contractor shall comply with the Equal Pay Ordinance (EPO) codified in the San Diego Municipal Code (SDMC) at section 22.4801 through 22.4809, unless compliance is not required based on an exception listed in SDMC section 22.4804.

Contractor shall require all of its subcontractors to certify compliance with the EPO in their written subcontracts.

Contractor must post a notice informing its employees of their rights under the EPO in the workplace or job site.

By signing this Contract with the City of San Diego, Contractor acknowledges the EPO requirements and pledges ongoing compliance with the requirements of SDMC Division 48, section 22.4801 et seq., throughout the duration of this Contract.

AFFIDAVIT OF DISPOSAL

(To be submitted upon completion of Construction pursuant to the contracts Certificate of Completion)

WHEREAS, on the _____ DAY OF _____, 2____ the undersigned entered into and executed a contract with the City of San Diego, a municipal corporation, for:

Clairemont Mesa East Improvement 1

(Project Title)

as particularly described in said contract and identified as Bid No. **K-22-2025-DBB-3-A**; WBS No. **B-18200, B-18202**; and **WHEREAS**, the specification of said contract requires the Contractor to affirm that "all brush, trash, debris, and surplus materials resulting from this project have been disposed of in a legal manner"; and **WHEREAS**, said contract has been completed and all surplus materials disposed of:

NOW, THEREFORE, in consideration of the final payment by the City of San Diego to said Contractor under the terms of said contract, the undersigned Contractor, does hereby affirm that all surplus materials as described in said contract have been disposed of at the following location(s)

and that they have been disposed of according to all applicable laws and regulations.

Dated this _____ DAY OF _____, _____.

By: _____
Contractor

ATTEST:

State of _____ County of _____

On this _____ DAY OF _____, 2____, before the undersigned, a Notary Public in and for said County and State, duly commissioned and sworn, personally appeared _____ known to me to be the _____ Contractor named in the foregoing Release, and whose name is subscribed thereto, and acknowledged to me that said Contractor executed the said Release.

Notary Public in and for said County and State

LIST OF SUBCONTRACTORS

***** PROVIDED FOR ILLUSTRATIVE PURPOSES ONLY *** TO BE SUBMITTED IN ELECTRONIC FORMAT ONLY*** SEE INSTRUCTIONS TO BIDDERS, FOR FURTHER INFORMATION**

In accordance with the requirements of the "Subletting and Subcontracting Fair Practices Act", Section 4100, of the California Public Contract Code (PCC), the Bidder is to list below the name, address and license number of each Subcontractor who will perform work, labor, render services or specially fabricate and install a portion [type] of the work or improvement, in an amount of or in excess of 0.5% of the Contractor's total Bid. Failure to comply with this requirement may result in the Bid being rejected as non-responsive. The Contractor is to list only one Subcontractor for each portion of the Work. The Bidder's attention is directed to the Special Provisions – General; Paragraph 2-3 Subcontracts, which stipulates the percentage of the Work to be performed with the Bidder's own forces. The Bidder is to also list all SLBE, ELBE, DBE, DVBE, MBE, WBE, OBE, SDB, WoSB, HUBZone, and SDVOSB Subcontractors for which the Bidders are seeking recognition towards achieving any mandatory, voluntary, or both subcontracting participation percentages.

NAME, ADDRESS AND TELEPHONE NUMBER OF SUBCONTRACTOR	CONSTRUCTOR OR DESIGNER	SUBCONTRACTOR LICENSE NUMBER	TYPE OF WORK	DOLLAR VALUE OF SUBCONTRACT	MBE, WBE, DBE, DVBE, OBE, ELBE, SLBE, SDB, WoSB, HUBZone, OR SDVOSB®	WHERE CERTIFIED®	CHECK IF JOINT VENTURE PARTNERSHIP
Name: _____ Address: _____ City: _____ State: _____ Zip: _____ Phone: _____ Email: _____							
Name: _____ Address: _____ City: _____ State: _____ Zip: _____ Phone: _____ Email: _____							

- ① As appropriate, Bidder shall identify Subcontractor as one of the following and shall include a valid proof of certification (except for OBE, SLBE and ELBE):
- | | | | |
|---|--------|--|---------|
| Certified Minority Business Enterprise | MBE | Certified Woman Business Enterprise | WBE |
| Certified Disadvantaged Business Enterprise | DBE | Certified Disabled Veteran Business Enterprise | DVBE |
| Other Business Enterprise | OBE | Certified Emerging Local Business Enterprise | ELBE |
| Certified Small Local Business Enterprise | SLBE | Small Disadvantaged Business | SDB |
| Woman-Owned Small Business | WoSB | HUBZone Business | HUBZone |
| Service-Disabled Veteran Owned Small Business | SDVOSB | | |
- ② As appropriate, Bidder shall indicate if Subcontractor is certified by:
- | | | | |
|--|--------|--|----------|
| City of San Diego | CITY | State of California Department of Transportation | CALTRANS |
| California Public Utilities Commission | CPUC | | |
| State of California's Department of General Services | CADoGS | City of Los Angeles | LA |
| State of California | CA | U.S. Small Business Administration | SBA |

The Bidder will not receive any subcontracting participation percentages if the Bidder fails to submit the required proof of certification.

NAMED EQUIPMENT/MATERIAL SUPPLIER LIST

***** PROVIDED FOR ILLUSTRATIVE PURPOSES ONLY *** TO BE SUBMITTED IN ELECTRONIC FORMAT ONLY *** SEE INSTRUCTIONS TO BIDDERS FOR FURTHER INFORMATION**

NAME, ADDRESS AND TELEPHONE NUMBER OF VENDOR/SUPPLIER	MATERIALS OR SUPPLIES	DOLLAR VALUE OF MATERIAL OR SUPPLIES	SUPPLIER (Yes/No)	MANUFACTURER (Yes/No)	MBE, WBE, DBE, DVBE, OBE, ELBE, SLBE, SDB, WoSB, HUBZone, OR SDVOSB ^①	WHERE CERTIFIED ^②
Name: _____ Address: _____ City: _____ State: _____ Zip: _____ Phone: _____ Email: _____						
Name: _____ Address: _____ City: _____ State: _____ Zip: _____ Phone: _____ Email: _____						

- ① As appropriate, Bidder shall identify Vendor/Supplier as one of the following and shall include a valid proof of certification (except for OBE, SLBE and ELBE):
- | | | | |
|---|--------|--|---------|
| Certified Minority Business Enterprise | MBE | Certified Woman Business Enterprise | WBE |
| Certified Disadvantaged Business Enterprise | DBE | Certified Disabled Veteran Business Enterprise | DVBE |
| Other Business Enterprise | OBE | Certified Emerging Local Business Enterprise | ELBE |
| Certified Small Local Business Enterprise | SLBE | Small Disadvantaged Business | SDB |
| Woman-Owned Small Business | WoSB | HUBZone Business | HUBZone |
| Service-Disabled Veteran Owned Small Business | SDVOSB | | |

- ② As appropriate, Bidder shall indicate if Vendor/Supplier is certified by:
- | | | | |
|--|--------|--|----------|
| City of San Diego | CITY | State of California Department of Transportation | CALTRANS |
| California Public Utilities Commission | CPUC | | |
| State of California's Department of General Services | CADoGS | City of Los Angeles | LA |
| State of California | CA | U.S. Small Business Administration | SBA |

The Bidder will not receive any subcontracting participation percentages if the Bidder fails to submit the required proof of certification.

SUBCONTRACTOR LISTING (OTHER THAN FIRST TIER)

Pursuant to California Senate Bill 96 and in accordance with the requirements of Labor Code sections 1771.1 and 1725.5, by submitting a bid or proposal to the City, Contractor is certifying that he or she has verified that all subcontractors used on this public work project are registered with the California Department of Industrial Relations (DIR). **The Bidder is to list below the name, address, license number, DIR registration number of any (known tiered subcontractor) - who will perform work, labor, render services or specially fabricate and install a portion [type] of the work or improvement pursuant to the contract. If none are known at this time, mark the table below with non-applicable (N/A).**

Prime Contractor Name: Ortiz Corporation

NAME, ADDRESS AND TELEPHONE NUMBER OF SUBCONTRACTOR	CONSTRUCTOR OR DESIGNER	DIR REGISTRATION NUMBER	SUBCONTRACTOR LICENSE NUMBER	TYPE OF WORK
Name: <u>Prime Time Concrete Cutting, LLC</u> Address: <u>10531 4S Commons Dr., #166#489</u> City: <u>San Diego</u> State: <u>CA</u> Zip: <u>92127</u> Phone: <u>619) 644-979</u> Email: _____	Constructor	1000509691	10057802	Saw cutting
Name: _____ Address: _____ City: _____ State: _____ Zip: _____ Phone: _____ Email: _____				
Name: _____ Address: _____ City: _____ State: _____ Zip: _____ Phone: _____ Email: _____				
Name: _____ Address: _____ City: _____ State: _____ Zip: _____ Phone: _____ Email: _____				

**** USE ADDITIONAL FORMS AS NECESSARY ****

ELECTRONICALLY SUBMITTED FORMS

FAILURE TO FULLY COMPLETE AND SUBMIT ANY OF THE FOLLOWING FORMS WILL DEEM YOUR BID NON-RESPONSIVE.

PLANETBIDS WILL NOT ALLOW FOR BID SUBMISSIONS WITHOUT THE ATTACHMENT OF THESE FORMS

The following forms are to be completed by the bidder and submitted (uploaded) electronically with the bid in PlanetBids.

- A. BID BOND – See Instructions to Bidders, Bidders Guarantee of Good Faith (Bid Security) for further instructions**
- B. CONTRACTOR’S CERTIFICATION OF PENDING ACTIONS**
- C. SUBCONTRACTOR LISTING FOR ALTERNATE ITEMS**
- D. MANDATORY DISCLOSURE OF BUSINESS INTERESTS FORM**
- E. DEBARMENT AND SUSPENSION CERTIFICATION FOR PRIME CONTRACTOR**
- F. DEBARMENT AND SUSPENSION CERTIFICATION FOR SUBCONTRACTORS, SUPPLIERS AND MANUFACTURERS**

BID BOND

**See Instructions to Bidders, Bidder Guarantee of Good Faith
(Bid Security)**

KNOW ALL MEN BY THESE PRESENTS,

That Ortiz Corporation as Principal, and SureTec Insurance Company as Surety, are held and firmly bound unto The City of San Diego hereinafter called "OWNER," in the sum of **10% OF THE TOTAL BID AMOUNT** for the payment of which sum, well and truly to be made, we bind ourselves, our heirs, executors, administrators, successors, and assigns, jointly and severally, firmly by these presents.

WHEREAS, said Principal has submitted a Bid to said OWNER to perform the WORK required under the bidding schedule(s) of the OWNER's Contract Documents entitled


Clairemont Mesa East Pipeline Improvement 1; K-22-2025-DBB-3-A


NOW THEREFORE, if said Principal is awarded a contract by said OWNER and, within the time and in the manner required in the "Notice Inviting Bids" enters into a written Agreement on the form of agreement bound with said Contract Documents, furnishes the required certificates of insurance, and furnishes the required Performance Bond and Payment Bond, then this obligation shall be null and void, otherwise it shall remain in full force and effect. In the event suit is brought upon this bond by said OWNER and OWNER prevails, said Surety shall pay all costs incurred by said OWNER in such suit, including a reasonable attorney's fee to be fixed by the court.

SIGNED AND SEALED, this 13th day of August, 2021

Ortiz Corporation (SEAL)
(Principal)

SureTec Insurance Company (SEAL)
(Surety)

By: 
(Signature)
Marcelino E. Ortiz, President

By: 
(Signature)
Bart Stewart, Attorney-in-Fact

(SEAL AND NOTARIAL ACKNOWLEDGEMENT OF SURETY)

SureTec Insurance Company

LIMITED POWER OF ATTORNEY

Know All Men by These Presents, That SURETEC INSURANCE COMPANY (the "Company"), a corporation duly organized and existing under the laws of the State of Texas, and having its principal office in Houston, Harris County, Texas, does by these presents make, constitute and appoint

Bart Stewart

its true and lawful Attorney-in-fact, with full power and authority hereby conferred in its name, place and stead, to execute, acknowledge and deliver any and all bonds, recognizances, undertakings or other instruments or contracts of suretyship to include waivers to the conditions of contracts and consents of surety for, providing the bond penalty does not exceed

Five Million and 00/100 Dollars (\$5,000,000.00)

and to bind the Company thereby as fully and to the same extent as if such bond were signed by the President, sealed with the corporate seal of the Company and duly attested by its Secretary, hereby ratifying and confirming all that the said Attorney-in-Fact may do in the premises. Said appointment is made under and by authority of the following resolutions of the Board of Directors of the SureTec Insurance Company:

Be it Resolved, that the President, any Vice-President, any Assistant Vice-President, any Secretary or any Assistant Secretary shall be and is hereby vested with full power and authority to appoint any one or more suitable persons as Attorney(s)-in-Fact to represent and act for and on behalf of the Company subject to the following provisions:

Attorney-in-Fact may be given full power and authority for and in the name of and of behalf of the Company, to execute, acknowledge and deliver, any and all bonds, recognizances, contracts, agreements or indemnity and other conditional or obligatory undertakings and any and all notices and documents canceling or terminating the Company's liability thereunder, and any such instruments so executed by any such Attorney-in-Fact shall be binding upon the Company as if signed by the President and sealed and effected by the Corporate Secretary.

Be it Resolved, that the signature of any authorized officer and seal of the Company heretofore or hereafter affixed to any power of attorney or any certificate relating thereto by facsimile, and any power of attorney or certificate bearing facsimile signature or facsimile seal shall be valid and binding upon the Company with respect to any bond or undertaking to which it is attached. *(Adopted at a meeting held on 20th of April, 1999.)*

In Witness Whereof, SURETEC INSURANCE COMPANY has caused these presents to be signed by its President, and its corporate seal to be hereto affixed this 12th day of August A.D. 2020 .

SURETEC INSURANCE COMPANY


By: 
Michael C. Keimig, President



State of Texas SS:
County of Harris

On this 12th day of August A.D. 2020 before me personally came Michael C. Keimig, to me known, who, being by me duly sworn, did depose and say, that he resides in Houston, Texas, that he is President of SURETEC INSURANCE COMPANY, the company described in and which executed the above instrument; that he knows the seal of said Company; that the seal affixed to said instrument is such corporate seal; that it was so affixed by order of the Board of Directors of said Company; and that he signed his name thereto by like order.




Tanya Sneed, Notary Public
My commission expires March 30, 2023

I, M. Brent Beaty, Assistant Secretary of SURETEC INSURANCE COMPANY, do hereby certify that the above and foregoing is a true and correct copy of a Power of Attorney, executed by said Company, which is still in full force and effect; and furthermore, the resolutions of the Board of Directors, set out in the Power of Attorney are in full force and effect.

Given under my hand and the seal of said Company at Houston, Texas this 13th day of August, 2021, A.D.


M. Brent Beaty, Assistant Secretary

CALIFORNIA ACKNOWLEDGMENT

CIVIL CODE § 1189

A notary public or other officer completing this certificate verifies only the identity of the individual who signed the document to which this certificate is attached, and not the truthfulness, accuracy, or validity of that document.

State of California }
County of San Diego }

On AUG 13 2021 before me, Genevieve Sistar, Notary Public,
Date Here Insert Name and Title of the Officer

personally appeared Bart Stewart
Name(s) of Signer(s)

who proved to me on the basis of satisfactory evidence to be the person(s) whose name(s) is/are subscribed to the within instrument and acknowledged to me that he/she/they executed the same in his/her/their authorized capacity(ies), and that by his/her/their signature(s) on the instrument the person(s), or the entity upon behalf of which the person(s) acted, executed the instrument.



I certify under PENALTY OF PERJURY under the laws of the State of California that the foregoing paragraph is true and correct.

WITNESS my hand and official seal.

Signature Genevieve Sistar
Signature of Notary Public

Place Notary Seal and/or Stamp Above

OPTIONAL

Completing this information can deter alteration of the document or fraudulent reattachment of this form to an unintended document.

Description of Attached Document

Title or Type of Document: _____

Document Date: _____ Number of Pages: _____

Signer(s) Other Than Named Above: _____

Capacity(ies) Claimed by Signer(s)

Signer's Name: _____

- Corporate Officer -- Title(s): _____
- Partner -- Limited General
- Individual Attorney in Fact
- Trustee Guardian or Conservator
- Other: _____

Signer is Representing: _____

Signer's Name: _____

- Corporate Officer -- Title(s): _____
- Partner -- Limited General
- Individual Attorney in Fact
- Trustee Guardian or Conservator
- Other: _____

Signer is Representing: _____

California All-Purpose Certificate of Acknowledgment

A notary public or other officer completing this certificate verifies only the identity of the individual who signed the document to which this certificate is attached, and not the truthfulness, accuracy, or validity of that document.

State of California

County of San Diego

s.s.

On Sept. 07, 2021 before me, Gyuin Choi, Notary public
Name of Notary Public, Title


personally appeared Marcelino E. Ortiz
Name of Signer (1)

who proved to me on the basis of satisfactory evidence to be the person(s) whose name(s) is/are subscribed to the within instrument and acknowledged to me that he/she/they executed the same in his/her/their authorized capacity(ies), and that by his/her/their signature(s) on the instrument the person(s), or the entity upon behalf of which the person(s) acted, executed the instrument.

I certify under PENALTY OF PERJURY under the laws of the State of California that the foregoing paragraph is true and correct.

WITNESS my hand and official seal.

[Signature]
Signature of Notary Public



OPTIONAL INFORMATION

Although the information in this section is not required by law, it could prevent fraudulent removal and reattachment of this acknowledgment to an unauthorized document and may prove useful to persons relying on the attached document.

Description of Attached Document

The preceding Certificate of Acknowledgment is attached to a document titled/for the purpose of _____

Bid Bond

containing 1 pages, and dated _____

The signer(s) capacity or authority is/are as:

- Individual(s)
- Attorney-in-fact
- Corporate Officer(s) president
Title(s)

- Guardian/Conservator
- Partner - Limited/General
- Trustee(s)
- Other: _____

representing: Ortiz Corporation

Additional Information

Method of Signer Identification

Proved to me on the basis of satisfactory evidence:

- form(s) of identification
- credible witness(es)

Notarial event is detailed in notary journal on:

Page # _____ Entry # _____

Notary contact: _____

Other

- Additional Signer
- Signer(s) Thumbprints(s)

CONTRACTOR'S CERTIFICATION OF PENDING ACTIONS

As part of its bid or proposal (Non-Price Proposal in the case of Design-Build contracts), the Bidder shall provide to the City a list of all instances within the past 10 years where a complaint was filed or pending against the Bidder in a legal or administrative proceeding alleging that Bidder discriminated against its employees, subcontractors, vendors or suppliers, and a description of the status or resolution of that complaint, including any remedial action taken.

CHECK ONE BOX ONLY.

- The undersigned certifies that within the past 10 years the Bidder has NOT been the subject of a complaint or pending action in a legal administrative proceeding alleging that Bidder discriminated against its employees, subcontractors, vendors or suppliers.

- The undersigned certifies that within the past 10 years the Bidder has been the subject of a complaint or pending action in a legal administrative proceeding alleging that Bidder discriminated against its employees, subcontractors, vendors or suppliers. A description of the status or resolution of that complaint, including any remedial action taken and the applicable dates is as follows:

DATE OF CLAIM	LOCATION	DESCRIPTION OF CLAIM	LITIGATION (Y/N)	STATUS	RESOLUTION/REMEDIAL ACTION TAKEN

Contractor Name: Ortiz Corporation

Certified By Marcelino Ortiz Title President
Name

Marcelino E Ortiz Date 7 September 2021
Signature

USE ADDITIONAL FORMS AS NECESSARY

SUBCONTRACTORS ADDITIVE/DEDUCTIVE ALTERNATE

*** FOR USE WHEN LISTING SUBCONTRACTORS ON ALTERNATES ***

(Use Additional Sheets As Needed)

ADDITIVE/DEDUCTIVE ALTERNATE	SUBCONTRACTOR NAME, LOCATION, PHONE & EMAIL	CONSTRUCTOR OR DESIGNER	DIR REGISTRATION NUMBER	SUBCONTRACTOR LICENSE NUMBER	TYPE OF WORK	DOLLAR VALUE OF SUBCONTRACT	MBE, WBE, DBE, DVBE, OBE, ELBE, SLBE, SDB, WoSB, HUBZone, OR SDVOSB ^①	WHERE CERTIFIED	CHECK IF JOINT VENTURE PARTNERSHIP
Additive	Name: <u>Ocean Paving</u> Address: <u>2581 Pioneer Ave. St. 0</u> City: <u>Vista</u> State: <u>CA</u> Zip: <u>92081</u> Phone: <u>619-994-2501</u> Email: <u>sales@oceanpaving.com</u>	Constr.	1000810684	1.056458	Asphalt Paving	\$349,378. ⁰²	ELbe	City of San Diego	
	Name: _____ Address: _____ City: _____ State: _____ Zip: _____ Phone: _____ Email: _____								
	Name: _____ Address: _____ City: _____ State: _____ Zip: _____ Phone: _____ Email: _____								

- ① As appropriate, Bidder shall identify Subcontractor as one of the following and shall include a valid proof of certification (except for OBE, SLBE and ELBE):
- | | | | |
|---|--------|--|---------|
| Certified Minority Business Enterprise | MBE | Certified Woman Business Enterprise | WBE |
| Certified Disadvantaged Business Enterprise | DBE | Certified Disabled Veteran Business Enterprise | DVBE |
| Other Business Enterprise | OBE | Certified Emerging Local Business Enterprise | ELBE |
| Certified Small Local Business Enterprise | SLBE | Small Disadvantaged Business | SDB |
| Woman-Owned Small Business | WoSB | HUBZone Business | HUBZone |
| Service-Disabled Veteran Owned Small Business | SDVOSB | | |
- ② As appropriate, Bidder shall indicate if Subcontractor is certified by:
- | | | | |
|--|--------|--|----------|
| City of San Diego | CITY | State of California Department of Transportation | CALTRANS |
| California Public Utilities Commission | CPUC | | |
| State of California's Department of General Services | CADoGS | City of Los Angeles | LA |
| State of California | CA | U.S. Small Business Administration | SBA |

The Bidder will not receive any subcontracting participation percentages if the Bidder fails to submit the required proof of certification.

DEBARMENT AND SUSPENSION CERTIFICATION
PRIME CONTRACTOR
FAILURE TO COMPLETE AND SUBMIT AT TIME OF BID SHALL RENDER BID NON-RESPONSIVE

EFFECT OF DEBARMENT OR SUSPENSION

To promote integrity in the City's contracting processes and to protect the public interest, the City shall only enter into contracts with responsible bidders and contractors. In accordance with San Diego Municipal Code §22.0814 (a): *Bidders* and *contractors* who have been *debarred* or *suspended* are excluded from submitting bids, submitting responses to requests for proposal or qualifications, receiving *contract* awards, executing *contracts*, participating as a *subcontractor*, employee, agent or representative of another *person* contracting with the City.

As part of its bid or proposal (Non-Price Proposal in the case of Design-Build contracts), the Bidder shall provide to the City a list of Names of the Principal Individual owner(s).

The names of all persons interested in the foregoing proposal as Principals are as follows:

NAME	TITLE
Marcelino Ortiz	President
Teresa Ortiz	Secretary
Aida Banghart	Vice President

IMPORTANT NOTICE: If Bidder or other interested person is a corporation, state secretary, treasurer, and manager thereof; if a co-partnership, state true name of firm, also names of all individual co-partners composing firm; if Bidder or other interested person is an individual, state first and last names in full.

The Bidder, under penalty of perjury, certifies that, except as noted below, he/she or any person associated therewith in the capacity of owner, partner, director, officer, manager:

- Is not currently under suspension, debarment, voluntary exclusion, or determination of ineligibility by any Federal, State or local agency;
- has not been suspended, debarred, voluntarily excluded or determined ineligible by any Federal, State or local agency within the past 3 years;
- does not have a proposed debarment pending; and
- has not been indicted, convicted, or had a civil judgment rendered against it by a court of competent jurisdiction in any matter involving fraud or official misconduct within the past 3 years.

If there are any exceptions to this certification, insert the exceptions in the following space.

Exceptions will be considered in determining bidder responsibility. For any exception noted above, indicate below to whom it applies, initiating agency, and dates of action.

Contractor Name: Ortiz Corporation

Certified By Marcelino Ortiz Title President

Name

 Signature

Date 7 September 2021

NOTE: Providing false information may result in criminal prosecution or administrative sanctions.

**DEBARMENT AND SUSPENSION CERTIFICATION
SUBCONTRACTORS, SUPPLIERS AND MANUFACTURERS
*TO BE COMPLETED BY BIDDER***

FAILURE TO COMPLETE AND SUBMIT AT TIME OF BID SHALL RENDER BID NON-RESPONSIVE

Names of the Principal individual owner(s)

As part of its bid or proposal (Non-Price Proposal in the case of Design-Build contracts), the Bidder shall provide to the City a list of Names of the Principal Individual owner(s) for their subcontractor/supplier/manufacturers.

Please indicate if principal owner is serving in the capacity of **subcontractor, supplier, and/or manufacturer:**

SUBCONTRACTOR SUPPLIER MANUFACTURER

NAME	TITLE
STERWART SURETY	BART STEWART, CEO

SUBCONTRACTOR SUPPLIER MANUFACTURER

NAME	TITLE
TWO RIVERS	DOEMA BOCCIA, CEO

SUBCONTRACTOR SUPPLIER MANUFACTURER

NAME	TITLE
BRINO BUILDERS	ENRIQUE ALVAREZ, CEO Fernando Alvarez

SUBCONTRACTOR SUPPLIER MANUFACTURER

NAME	TITLE
PAYCO	REBECCA RUTH, CEO

Contractor Name: Ortiz Corporation

Certified By Ortiz Title President
Marcelino Name
Marcelino E Ortiz Signature
 Date 9/7/2021

USE ADDITIONAL FORMS AS NECESSARY*

**DEBARMENT AND SUSPENSION CERTIFICATION
SUBCONTRACTORS, SUPPLIERS AND MANUFACTURERS
TO BE COMPLETED BY BIDDER
FAILURE TO COMPLETE AND SUBMIT AT TIME OF BID SHALL RENDER BID NON-RESPONSIVE**

Names of the Principal individual owner(s)

As part of its bid or proposal (Non-Price Proposal in the case of Design-Build contracts), the Bidder shall provide to the City a list of Names of the Principal Individual owner(s) for their subcontractor/supplier/manufacturers.

Please indicate if principal owner is serving in the capacity of **subcontractor, supplier, and/or manufacturer:**

SUBCONTRACTOR SUPPLIER MANUFACTURER

NAME	TITLE
Ocean paving	Chris Sparks, CEO

SUBCONTRACTOR SUPPLIER MANUFACTURER

NAME	TITLE
Code 3 media	Chris Marquet, CEO

SUBCONTRACTOR SUPPLIER MANUFACTURER

NAME	TITLE
Terra West Eng Contractor, Inc.	Luís Barrofa, CEO Roberto Tassada, CEO (Cub)

SUBCONTRACTOR SUPPLIER MANUFACTURER

NAME	TITLE
Affordable pipeline	Craig Scott Post, CEO

Contractor Name: Ortiz Corporation

Certified By: Marcelino Ortiz Title: President

Name: Marcelino Ortiz
Signature: [Handwritten Signature]
Date: 9/7/2021

USE ADDITIONAL FORMS AS NECESSARY*

**DEBARMENT AND SUSPENSION CERTIFICATION
SUBCONTRACTORS, SUPPLIERS AND MANUFACTURERS
TO BE COMPLETED BY BIDDER
FAILURE TO COMPLETE AND SUBMIT AT TIME OF BID SHALL RENDER BID NON-RESPONSIVE**

Names of the Principal individual owner(s)

As part of its bid or proposal (Non-Price Proposal in the case of Design-Build contracts), the Bidder shall provide to the City a list of Names of the Principal Individual owner(s) for their subcontractor/supplier/manufacturers.

Please indicate if principal owner is serving in the capacity of **subcontractor, supplier, and/or manufacturer**:

SUBCONTRACTOR SUPPLIER MANUFACTURER

NAME	TITLE
Pavement Coatings	Douglas Max Ford, CEO

SUBCONTRACTOR SUPPLIER MANUFACTURER

NAME	TITLE

SUBCONTRACTOR SUPPLIER MANUFACTURER

NAME	TITLE

SUBCONTRACTOR SUPPLIER MANUFACTURER

NAME	TITLE

Contractor Name: Ortiz Corporation

Certified By: Ortiz Title: President

Name
Marcelino Ortiz
Signature

Date: 9/7/2021

USE ADDITIONAL FORMS AS NECESSARY*

CLAIREMONT MESA E IMPROV 1

WORK TO BE DONE

CONSTRUCTION OF CLAIREMONT MESA E IMPROV 1 CONSISTS OF THE INSTALLATION OF APPROXIMATELY 10,159 LINEAR FEET (0.92 MILES) OF 8-INCH AND 16-INCH WATER MAINS, REPLACING EXISTING 4-INCH, 6-INCH, 8-INCH, 12-INCH, AND 16-INCH AC WATER MAINS; RELATED WORK INCLUDES REINSTALLATION OF FIRE HYDRANTS, WATER SERVICES, AND OTHER APPURTENANCES. CLAIREMONT MESA E IMPROV 1 ALSO CONSISTS OF THE INSTALLATION OF APPROXIMATELY 6,531 LINEAR FEET (0.22 MILES) OF 8-INCH SEWER MAINS, AND INSTALLATION OF 5 INCH CURB RAMPS; RELATED WORK INCLUDES ASSOCIATED SEWER LATERALS, MANHOLES AND OTHER APPURTENANCES.

LEGEND

IMPROVEMENTS	REFERENCE	SYMBOL
TRENCH RESURFACING	SDG-107, SDG-108	
SEWER MAIN	SDS-101, SDS-110 (TYPE C)	
SEWER MANHOLE	SDS-106, SDS-107, SDS-108, SDM-113, SDS-120, M-3, SM-07	
4" SEWER LATERAL WITH C.O. UNLESS OTHERWISE SPECIFIED	SDS-102, SDS-103, SDS-104, SDS-105, SDS-110 (TYPE C), SDS-118	
REPLUMB SEWER LATERAL WITH C.O.	SDS-102, SDS-103, SDS-104, SDS-105, SDS-110 (TYPE C), SDS-118	
SEWER LATERAL CONNECTION	SEE PLANS & SPECS	
CONCRETE PROTECTION FOR EXIST SEWER PIPE	SDS-116	
CONCRETE ENCASEMENT	SDS-112	
ABANDON EX MANHOLE	SM-08	
SLURRY FILL ABANDONED SEWER MAIN	SEE PLANS & SPECS	
CUTTING AND PLUGGING ABANDONED WATER MAIN	WP-03	
SURVEY MONUMENT	M-10, M-10A, M-10B	
WATER MAIN & APPURTENANCES	SDM-105, SDW-110, SDW-151, SDW-161	
VALVES WITH CAPS AND WELLS	SDW-109, SDW-152, SDW-153, WV-05	
FIRE SERVICE CONNECTION & ASSEMBLY	SDM-105, SDW-109, SDW-118, SDW-152, SDW-153	
6" FIRE HYDRANT ASSEMBLY & MARKER 2-PORT UNLESS SPECIFIED AS 3-PORT	SDM-105, SDW-104, SDW-109, SDW-152, SDW-153	
1" WATER SERVICE UNLESS OTHERWISE SPECIFIED	SDM-105, SDW-107, SDW-134, SDW-135, SDW-136, SDW-137, SDW-138, SDW-149, SDW-150, WS-03	
BLOW-OFF ASSEMBLY	SDM-105, SDW-106, SDW-143, SDW-144, SDW-145, SDW-146, WB-05.	
HIGHLIGHTING BY CONTRACTOR	SDW-170, SDW-171, SDW-172, SDW-173, SDW-174 IF APPLICABLE	

FIELD DATA

TOPOGRAPHY SOURCE: BASED ON THE FIELD SURVEY PERFORMED BY CITY OF SAN DIEGO SURVEYING DIVISION ON MAY 6, 2019, WORK ORDER NO. B-18200 / B-18202
BENCHMARK: NWBP ANASTASIA ST & COSMO ST (PT# 6) ELEVATION 363.624 MSL, BASED ON NGVD 29 FEET AS SHOWN IN THE CITY OF SAN DIEGO BENCH BOOK.

FIELD NOTES: CHIEF TOWILL

INSTRUMENT: TOWILL
DATE: 05/06/2019
DATUM: MEAN SEA LEVEL
BASIS OF BEARING / COORDINATES: THE BASIS OF BEARINGS FOR THIS PROJECT WAS DERIVED FROM A PREVIOUS STATIC GPS SURVEY USING R. OF S. 14492 NAD 83 FEET, ZONE 6 (EPOCH 1991.35), UTILIZING RTK/GPS FIELD PROCEDURES WITH A CALVRS BASE STATION BROADCAST OF 2018 AND CONSTRAINING TO GPS 17 (PT# 20017) AND CHECKING GPS 2947 (PT# 4947), I.E. N87° 23'35"E. STREETS REQUIRING 12" TRENCH CAP:

CONTRACTOR'S RESPONSIBILITIES

- PURSUANT TO SECTION 4216 OF THE GOVERNMENT CODE, AT LEAST 2 WORKING DAYS PRIOR TO EXCAVATION, YOU MUST CONTACT THE REGIONAL NOTIFICATION CENTER (E.G. UNDERGROUND SERVICE ALERT OF SOUTHERN CALIFORNIA) AND OBTAIN AN INQUIRY IDENTIFICATION NUMBER.
- NOTIFY SD&E AT LEAST 10 WORKING DAYS PRIOR TO EXCAVATING WITHIN 10' OF SD&E UNDERGROUND HIGH VOLTAGE TRANSMISSION POWER LINES, (I.E., 69 KV & HIGHER)
- LOCATE AND RECONNECT ALL SEWER LATERALS. LOCATIONS AS SHOWN ON THE PLANS ARE APPROXIMATE ONLY. LATERAL RECORDS ARE AVAILABLE TO THE CONTRACTOR AT THE WATER DEPARTMENT, 2797 CAMINITO CHOLLAS. LOCATE THE IMPROVEMENTS THAT WILL BE AFFECTED BY LATERAL REPLACEMENTS.
- EXCAVATE AROUND WATER METER BOX (CITY PROPERTY SIDE) TO DETERMINE IN ADVANCE, THE SIZE OF EACH SERVICE BEFORE TAPPING MAIN.
- CITY FORCES, WHEN SPECIFIED OR SHOWN ON THE PLANS, WILL MAKE PERMANENT CUTS & PLUGS AND CONNECTIONS.
- KEEP EXISTING MAINS IN SERVICE IN LIEU OF HIGH-LINING, UNLESS OTHERWISE SPECIFIED SHOWN ON PLANS.
- THE LOCATIONS OF EXISTING BUILDINGS AS SHOWN ON THE PLAN ARE APPROXIMATE.
- STORM DRAIN INLETS SHALL REMAIN FUNCTIONAL AT ALL TIMES DURING CONSTRUCTION.
- UNLESS OTHERWISE NOTED AS PREVIOUSLY POTHOLED (PH), ELEVATIONS SHOWN ON THE PROFILE FOR EXISTING UTILITIES ARE BASED ON A SEARCH OF THE AVAILABLE RECORD INFORMATION ONLY AND ARE SOLELY FOR THE CONTRACTOR'S CONVENIENCE. THE CITY DOES NOT GUARANTEE THAT IT HAS REVIEWED ALL AVAILABLE DATA. THE CONTRACTOR SHALL POTHOLE ALL EXISTING UTILITIES EITHER SHOWN ON THE PLANS OR MARKED IN THE FIELD IN ACCORDANCE WITH THE SPECIFICATIONS SECTION 402-UTILITIES.
- EXISTING UTILITY CROSSING AS SHOWN ON THE PLANS ARE APPROXIMATE AND ARE NOT REPRESENTATIVE OF ACTUAL LENGTH AND LOCATION OF CONFLICT AREAS. SEE PLAN VIEW.
- ALL ADVANCE METERING INFRASTRUCTURE (AM) DEVICES ATTACHED TO THE WATER METER OR LOCATED IN OR NEAR WATER METER BOXES, COFFINS, OR VAULTS SHALL BE PROTECTED AT ALL TIMES IN ACCORDANCE WITH THE CONTRACT DOCUMENTS.
- ALL BURIED DUCTILE IRON PIPE AND FITTINGS SHALL BE COATED AND HOLIDAY FREE AS SPECIFIED IN THE WHITEBOOK. IF USING WAX TAPE, OVERLAP EXISTING METALLIC PIPING BY 12 INCHES ON EACH SIDE. IF ANY BURIED PIPE MATERIALS ARE TO BE CHANGED FROM NONMETALLIC TO METALLIC DURING THE CONSTRUCTION PHASE, THIS CHANGE MUST BE SUBMITTED FOR REVIEW AND APPROVAL BY THE CITY'S CORROSION ENGINEER.
- FOR COORDINATION OF THE SHUTDOWN OF MAINS, PLEASE CONTACT THE FOLLOWING: TRANSMISSION MAINS (6 INCHES AND LARGER) - JESUS RAMOS (619-527-7438) DISTRIBUTION MAINS (LESS THAN 6 INCHES) - TISA AGUIERO (619-527-3143) WATER FACILITIES - TATYANA FIKHMAN (619-527-7469) AND JESUS RAMOS (619-527-7438)
- CONNECTION JOINTS SHALL NOT BE INSTALLED ON THE PROPOSED WATER MAIN ABOVE, BELOW AND WITHIN 10' ON BOTH SIDES OF SEWER OR STORM DRAIN CROSSING.

CONSTRUCTION STORM WATER PROTECTION NOTES

- TOTAL SITE DISTURBANCE AREA (ACRES) 1.28
HYDROLOGIC UNIT/ WATERSHED PENASQUITOS SAN DIEGO/MISSION BAY
HYDROLOGIC SUBAREA NAME & NO. TECOLOTE 906.5
- THE CONTRACTOR SHALL COMPLY WITH THE REQUIREMENTS OF THE
 MINOR WPCP
THE PROJECT IS SUBJECT TO MUNICIPAL SEPARATE STORM SEWER SYSTEM (MS4) PERMIT NO. R9-2013-0001 AS AMENDED BY R9-2015-0001 AND R9-2015-0100
 WPCP
THE PROJECT IS SUBJECT TO MUNICIPAL STORM WATER PERMIT NO. R9-2013-0001 AS AMENDED BY R9-2015-0001 AND R9-2015-0100
 SWPPP
THE PROJECT IS SUBJECT TO MUNICIPAL STORM WATER PERMIT NO. R9-2013-0001 AS AMENDED BY R9-2015-0001 AND R9-2015-0100 AND CONSTRUCTION GENERAL PERMIT ORDER 2009-0009-DW0 AS AMENDED BY ORDER 2010-0014-DW0 AND 2012-0006-DW0
TRADITIONAL: RISK LEVEL 1 2 3
LUP: RISK TYPE 1 2 3
- CONSTRUCTION SITE PRIORITY
 ASBS HIGH MEDIUM LOW

PERMANENT STORM WATER BMP CATEGORY:

- PRIORITY DEVELOPMENT PROJECT
 STANDARD DEVELOPMENT PROJECT
 PDP EXEMPT
 NOT SUBJECT TO PERMANENT STORM WATER REQUIREMENTS

EXISTING STRUCTURES

EX WATER MAIN & VALVES		EX GROUND LINE (PROFILE)	
EX WATER METER		EX TRAFFIC SIGNAL	
EX FIRE HYDRANT		EX STREET LIGHT	
EX SEWER MAIN & MANHOLES		GAS MAIN	
EX DRAINS		ELEC. COND., TEL. COND., CATV	
EX PAVEMENT (PROFILE)		RAILROAD, TROLLEY TRACKS	

SHEET INDEX

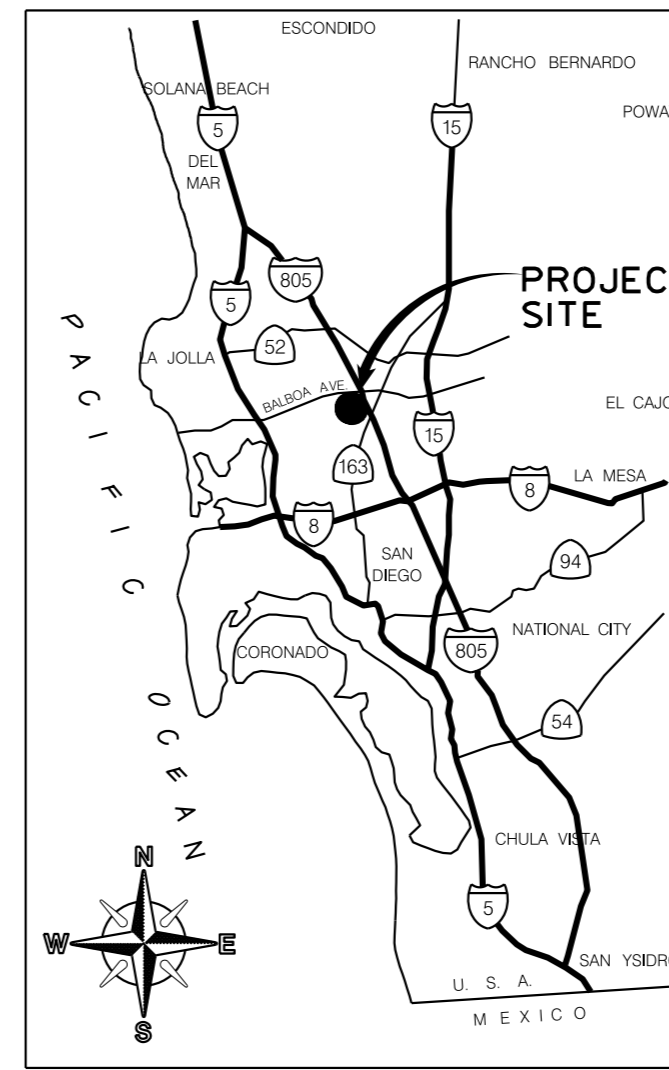
SHEET NO.	DISCIPLINE CODE	TITLE	LIMITS	PIPE		LENGTH (FT)
				SIZE (IN)	MATERIAL	
1	G-1	COVER SHEET				
2	G-2	KEY MAP SHEET				
SEWER						
3	C-1	HATHAWAY ST	PETIT ST TO S/O ECKSTROM AVE	8	-	697.53
4	C-2	COSMO ST	ANASTASIA ST TO ECKSTROM AVE	8	-	620.42
5	C-3	ECKSTROM AVE	COSMO ST TO HATHAWAY ST	8	-	298.81
6	C-3	COSMO CT	COSMO ST TO CUL-DE-SAC	8	-	161.76
6	C-4	ECKSTROM AVE	W/O AMOROSO ST TO E/O MUSTANG ST	8	-	606.36
6	C-4	AMOROSO ST	S/O ECKSTROM AVE TO ECKSTROM AVE	8	-	29.29
7	C-5	HATTON ST	AMOROSO ST TO ASHFORD ST	8	-	542.44
7	C-5	AMOROSO ST	HATTON ST TO N/O HATTON ST	8	-	70.03
8	C-6	ASHFORD ST	HATTON ST TO S/O ECKSTROM AVE	8	-	639.79
9	C-7	MUSTANG ST	HATTON ST TO S/O ECKSTROM AVE	8	-	799.87
10	C-8	SALIZAR ST	ARMSTRONG ST TO BEN ST	8	-	504.69
11	C-9	SALIZAR ST	BEN ST TO W/O ASHFORD ST	8	-	559.76
12	C-10	SALIZAR ST	W/O ASHFORD ST TO E/O ANTIEM ST	8	-	515.47
13	C-11	CAMINITO DE OIVAY	E/O ANTIEM ST TO E/O CAMINITO DE TATAN	8	-	261.87
13	C-11	CAMINITO DE TATAN	CAMINITO DE OIVAY TO CUL-DE-SAC	8	-	223.18
WATER						
14	C-12	ARMSTRONG ST	SALIZAR ST TO SALERNO ST	16/12/8	-	780/80/30
15	C-13	ARMSTRONG ST	SALERNO ST TO W/O ASHFORD ST	16	-	252.9
16	C-14	ARMSTRONG ST	W/O ASHFORD ST TO ASHFORD ST	8	-	518.37
16	C-14	ARMSTRONG ST	ASHFORD ST TO ANTIEM ST	8	-	365.46
17	C-15	SALIZAR ST	ARMSTRONG ST TO E/O BEN ST	8	-	709
18	C-16	SALIZAR ST	W/O ROSETTA CT TO ASHFORD ST	8	-	751
19	C-17	SALIZAR ST	ASHFORD ST TO E/O ANTIEM ST	8	-	670.81
19	C-17	CAMINITO DE OIVAY	ANTIEM ST TO E/O ANTIEM ST	8	-	244.77
20	C-18	CAMINITO DE TATAN	CAMINITO DE OIVAY TO CUL-DE-SAC	8	-	660/91
21	C-19	ASHFORD ST	ARMSTRONG ST TO N/O HATTON ST	16/8	-	679.85/64.32
22	C-20	ASHFORD ST	N/O HATTON ST TO ECKSTROM AVE	8	-	630
23	C-21	HATHAWAY ST	E/O HATHAWAY ST TO W/O MUSTANG ST	8	-	920.61
24	C-22	ECKSTROM AVE	N/O PETIT ST TO ECKSTROM AVE	8	-	178.13
25	C-23	COSMO CT	COSMO ST TO CUL-DE-SAC	8	-	178.13
26	C-24	COSMO ST	ANASTASIA ST TO ECKSTROM AVE	8	-	725.51
27	C-25	HATTON ST	AMOROSO ST TO ASHFORD ST	8	-	646.74
28	C-26	MUSTANG ST	HATTON ST TO S/O ECKSTROM AVE	8	-	600
29	C-27	MUSTANG ST	S/O ECKSTROM AVE TO ECKSTROM AVE	8	-	314.02
30	C-28	WORK BY CITY FORCES				TOTAL SEWER 6,531.27
31	C-29	BATCH DISCHARGE PLAN				TOTAL WATER 10,159.59
32	C-30	SEWER AND WATER ABANDONMENT/THRUST BLOCK TABLE				
33-34	C-31,32	STREET RESURFACING PLAN				
35	C-33	REPLUMB DETAILS				
36-39	C-34-37	CURB RAMP LOCATION				
40-41	C-38,39	SURVEY MONUMENTS				
42	C-40	ALIGNMENT SHEET				

DISCIPLINE CODE

- G GENERAL
C CIVIL

ABBREVIATIONS

ABAND	ABANDON	EL, ELEV	ELEVATION	OVHD	OVER HEAD
ABAND'D	ABANDONED	ELEC	ELECTRIC	PVC	POLYVINYL CHLORIDE
AC	ASBESTOS CEMENT PIPE	EX, EXIST	EXISTING	PROP	PROPOSED
AHD	AHEAD	E/O	EAST OF	RED	REDUCER
ASSY	ASSEMBLY	F	FLANGE	RT	RIGHT
BFV	BUTTERFLY VALVE	FH	FIRE HYDRANT	S	SURVEY LINE
BK	BACK	FS	FIRE SERVICE	SD&AE	SAN DIEGO & ARIZONA EASTERN RAILROAD
BTWN	BETWEEN	GV	GATE VALVE	SDTI	SAN DIEGO TROLLEY INC.
CATV	CABLE TV	HDPE	HIGH-DENSITY POLYETHYLENE	SO	STUB OUT
CI	CAST IRON PIPE	HP	HIGH PRESSURE	S/O	SOUTH OF
C	CENTER LINE	IE	INVERT ELEVATION	SWR	SEWER
COND	CONDUIT	LT	LEFT	TEL	TELEPHONE
CONT	CONTINUED	MJ	MECHANICAL JOINT	UNK	UNKNOWN
CONTR	CONTRACTOR	MTS	SAN DIEGO METROPOLITAN	VC	VITRIFIED CLAY PIPE
DB	DIRECT BURIED	TRANSIT SYSTEM		WM	WATER METER
DI	DUCTILE IRON	MTD	MULTIPLE TELEPHONE DUCT	WTR	WATER
EB	ENCASED BURIED	N/O	NORTH OF	W/O	WEST OF



VICINITY MAP
NOT TO SCALE

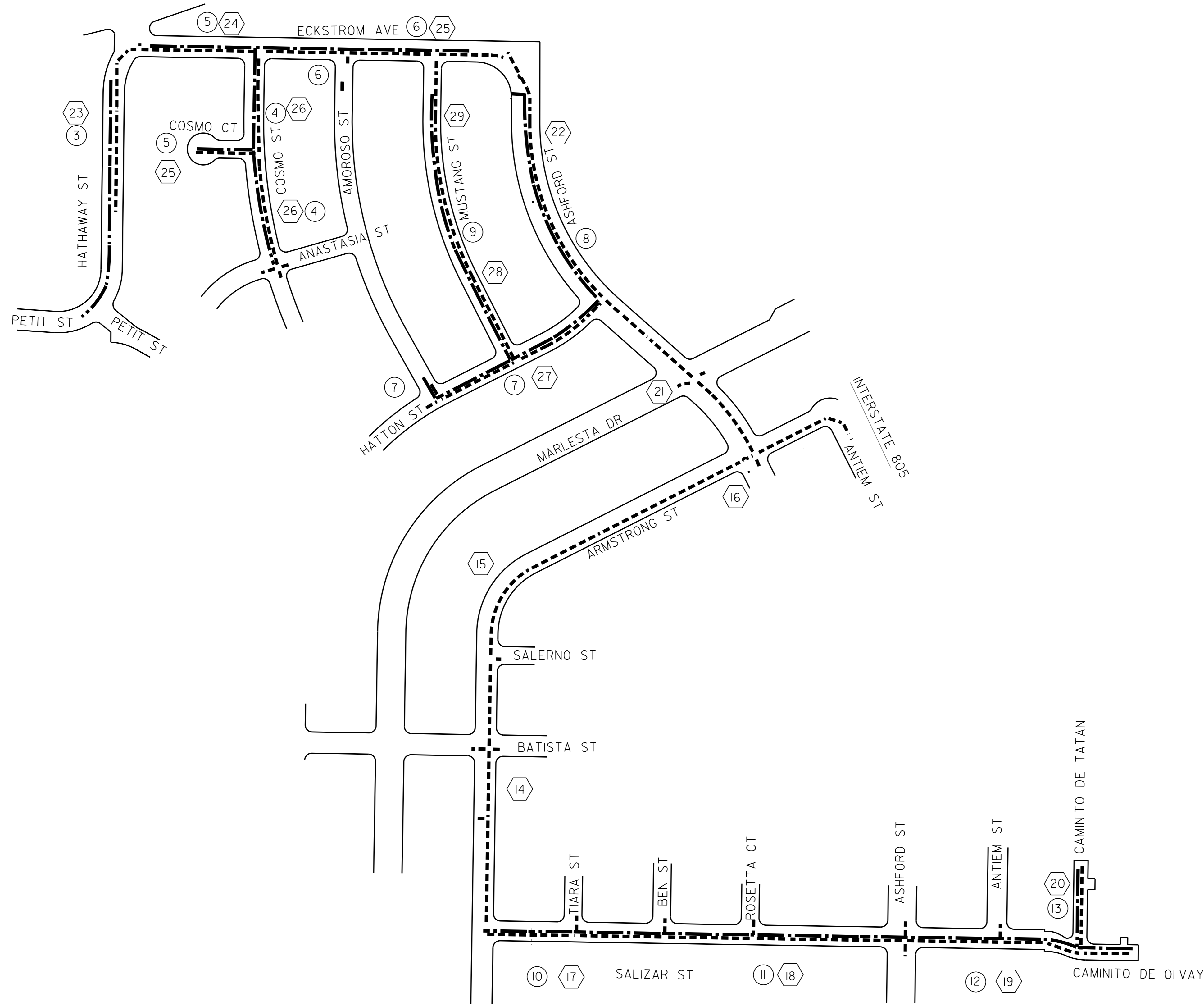
G-1

PLANS FOR THE CONSTRUCTION OF CLAIREMONT MESA E IMPROV 1 COVER SHEET

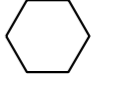



CONSTRUCTION CHANGE / ADDENDUM				WARNING		AS-BUILT INFORMATION		SPEC. NO. 2025		CITY OF SAN DIEGO, CALIFORNIA ENGINEERING & CAPITAL PROJECTS DEPARTMENT SHEET 01 OF 42 SHEETS		WATER WBS B-18200 SEWER WBS B-18202	
CHANGE	DATE	AFFECTED OR ADDED SHEET NUMBERS	APPROVAL NO.	IF THIS BAR DOES NOT MEASURE 1" THEN DRAWING IS NOT TO SCALE.		MATERIALS MANUFACTURER		APPROVED BY SHEILA BOSE DATE 02/22/2021 RCE# C59403		FOR CITY ENGINEER SHEILA BOSE DATE 02/22/2021 RCE# C59403		FOR PROJECT MANAGER JAIME RAMOS-BANUELOS	
						PIPE CL 235 (WATER)	-	REGISTERED PROFESSIONAL ENGINEER SHEILA P. BOSE C59403 CIVIL STATE OF CALIFORNIA		DESCRIPTION		DAKOTA ADELPHIA PROJECT ENGINEER	
						PIPE CL 305 (WATER)	-	CONTRACTOR		BY		DATE	
						PIPE SDR 26 (SEWER)	-	INSPECTOR		DA		2/22/21	
						GATE VALVES	-	NTP DATE		NOV		41475-01-D	
						FIRE HYDRANTS	-	NOC DATE					
						SEWER MANHOLES	-						

The City of
SAN DIEGO

CLAIREMONT MESA E IMPROV 1



LEGEND


-  WATER SHT NO
-  SEWER SHT NO
-  PROP SEWER
-  PROP WATER

G-2

PLANS FOR THE CONSTRUCTION OF
CLAIREMONT MESA E IMPROV 1
KEY MAP

CITY OF SAN DIEGO, CALIFORNIA
ENGINEERING & CAPITAL PROJECTS DEPARTMENT
SHEET 02 OF 42 SHEETS

WATER WBS B-18200
SEWER WBS B-18202



APPROVED: *Sheila Bose* 02/22/2021
FOR CITY ENGINEER DATE
SHEILA BOSE RCE# C59403
DESIGNED BY: JAIME RAMOS-BANUELOS
PROJECT MANAGER
CHECKED BY: DAKOTA ADELPHIA
PROJECT ENGINEER

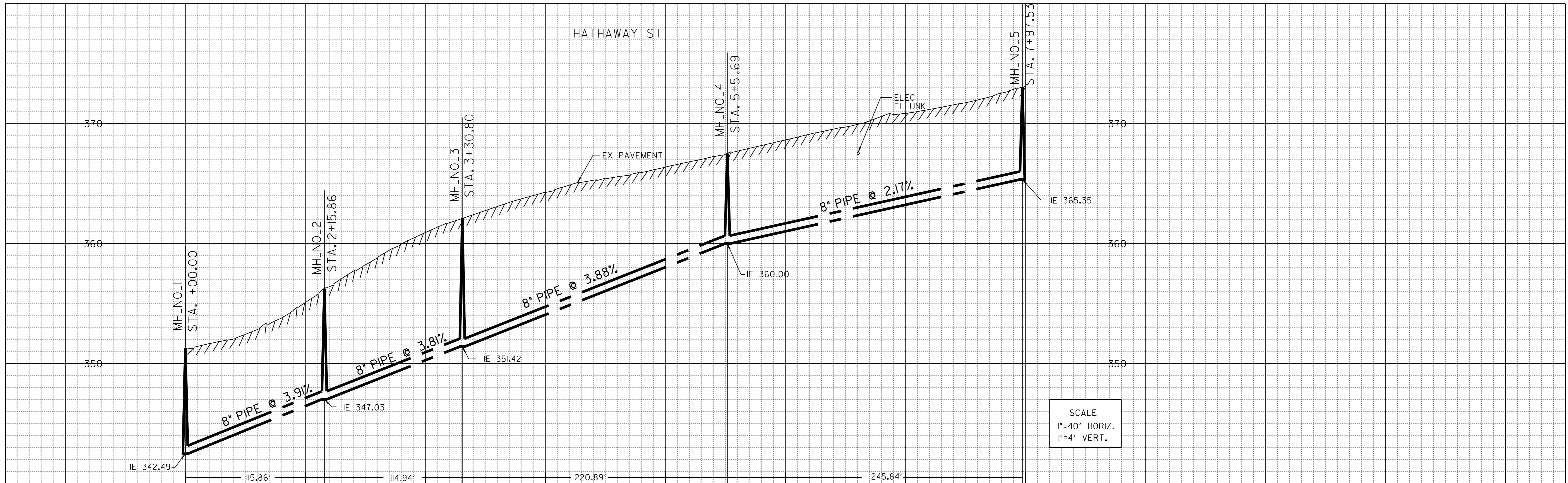
DESCRIPTION	BY	APPROVED	DATE	FILMED
ORIGINAL	DA	<i>Boe</i>	2/22/21	

SEE EACH SHEET
CCS27 COORDINATE
SEE EACH SHEET
CCS83 COORDINATE

CONTRACTOR _____ NTP DATE _____
INSPECTOR _____ NOC DATE _____

41475-02-D

KEY MAP SHEET



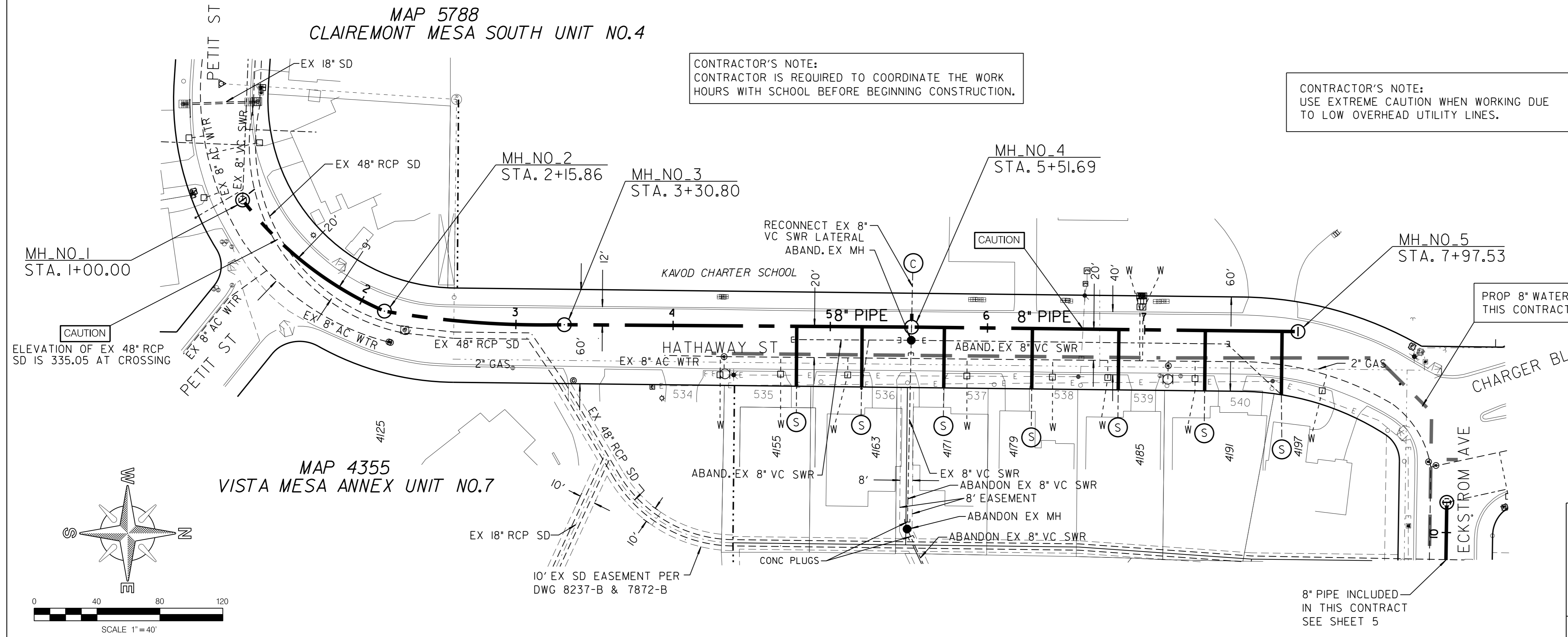
MAP 5788
CLAIREMONT MESA SOUTH UNIT NO.4

CONTRACTOR'S NOTE:
CONTRACTOR IS REQUIRED TO COORDINATE THE WORK HOURS WITH SCHOOL BEFORE BEGINNING CONSTRUCTION.

CONTRACTOR'S NOTE:
USE EXTREME CAUTION WHEN WORKING DUE TO LOW OVERHEAD UTILITY LINES.

REFERENCE:
WATER: 7360-D, 7361-D, 12375-2-D, 12375-3-D, 18647-1-D, 18647-2-D
SEWER: 7360-D, 7361-D, 12375-2-D, 12375-3-D, 18647-1-D, 18647-2-D
STORM DRAIN: 7361-D, 12375-3-D, 18647-1-D, 18647-2-D
GAS: 15877-119135
ELECTRIC: 15877-119135
CABLE TV: JP674366
TELEPHONE: BLH1977
IMPROVEMENTS: 1128-1-B
100' SCALE/FIELD BOOK: F12S
HGL: 559 NORTHWEST MESA

RETIREMENTS:
8" - VC - 285' - 1959
MH - 4X3 - 3 - 1959
4" LATERAL - 7 - 1959
8" LATERAL - 1 - UNK




MAP 4355
VISTA MESA ANNEX UNIT NO.7

PROP 8" WATER INCLUDED IN THIS CONTRACT SEE SHEET 23

8" PIPE INCLUDED IN THIS CONTRACT SEE SHEET 5

C-1

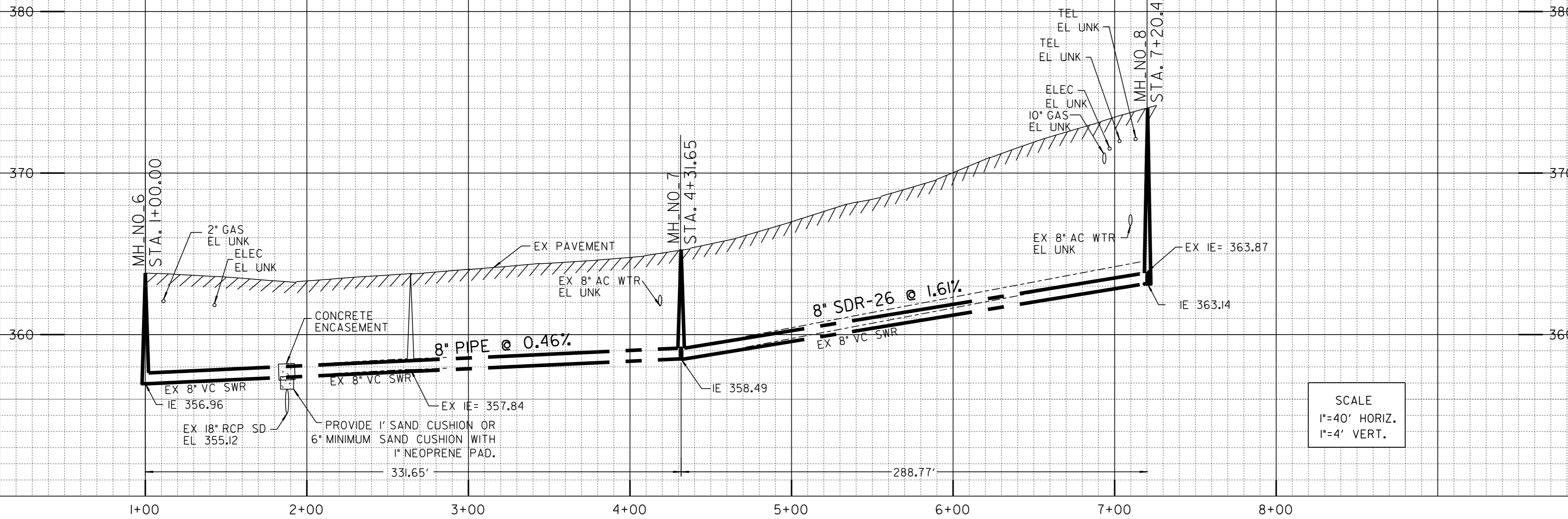
CLAIREMONT MESA E IMPROV 1 HATHAWAY ST PETIT ST TO SO ECKSTROM AVE			
CITY OF SAN DIEGO, CALIFORNIA ENGINEERING & CAPITAL PROJECTS DEPARTMENT SHEET 03 OF 42 SHEETS		WATER WBS B-18200 SEWER WBS B-18202	
APPROVED FOR CITY ENGINEER SHEILA BOSE PRINT NAME	DATE 02/22/2021 RCE# C59403	DESIGNED BY JAIME RAMOS-BANUELOS PROJECT MANAGER	
DESCRIPTION	BY	APPROVED	
ORIGINAL	DA	<i>Boe</i>	
		DATE	
		2/22/21	
		FILMED	
		238-1718 CCS27 COORDINATE	
		6279886, 1879305 CCS83 COORDINATE	
		41475-03-D	



CONTRACTOR INSPECTOR _____
NTP DATE _____
NOC DATE _____

HATHAWAY ST

COSMO ST

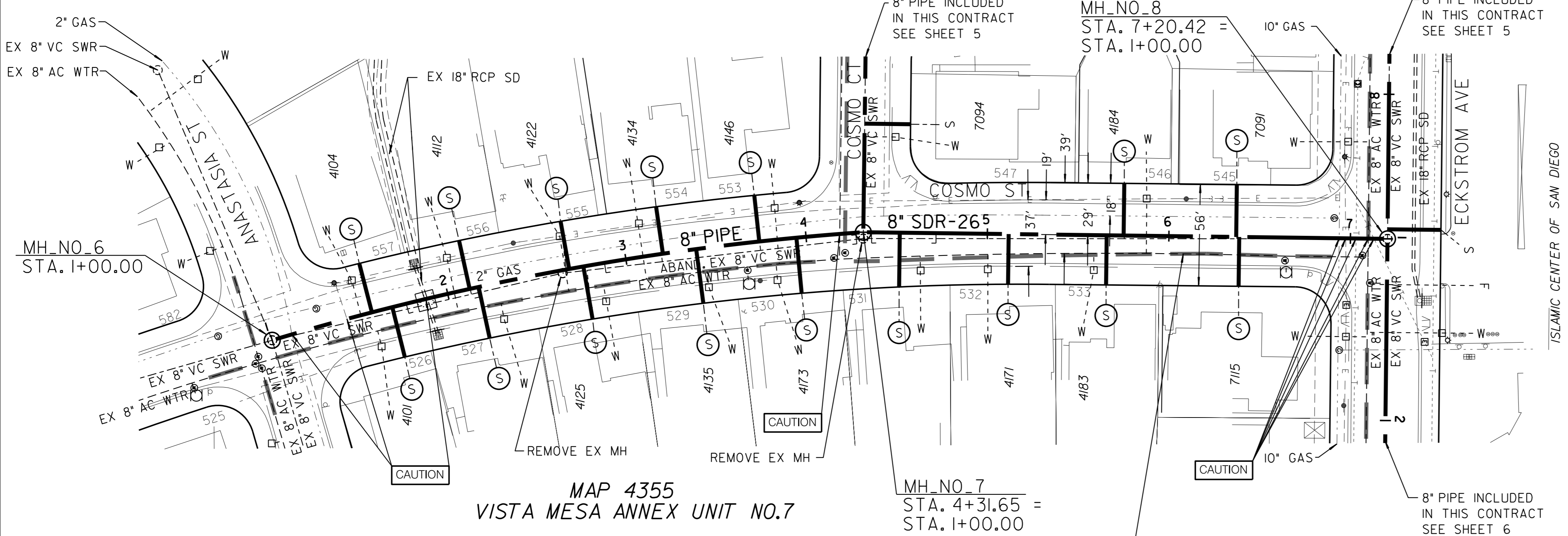


SCALE
 1"=40' HORIZ.
 1"=4' VERT.

REFERENCE:
 WATER: 7360-D, 7361-D, 7362-D, 7363-D
 SEWER: 7360-D, 7361-D, 7362-D, 7363-D
 STORM DRAIN: 7361-D, 7363-D
 GAS: 15892-119135, 15892-119130
 ELECTRIC: 15892-119135, 15892-119130
 CABLE TV:
 TELEPHONE:
 IMPROVEMENTS:
 100' SCALE/FIELD BOOK: F125
 HGL: 559 NORTHWEST MESA

RETIREMENTS:
 8" - VC - 620.42' - 1959
 MH - 4X3 - 4 - 1959
 4" LATERAL - 16 - 1959

CONTRACTOR'S NOTE:
 USE EXTREME CAUTION WHEN WORKING DUE TO
 LOW OVERHEAD UTILITY LINES.

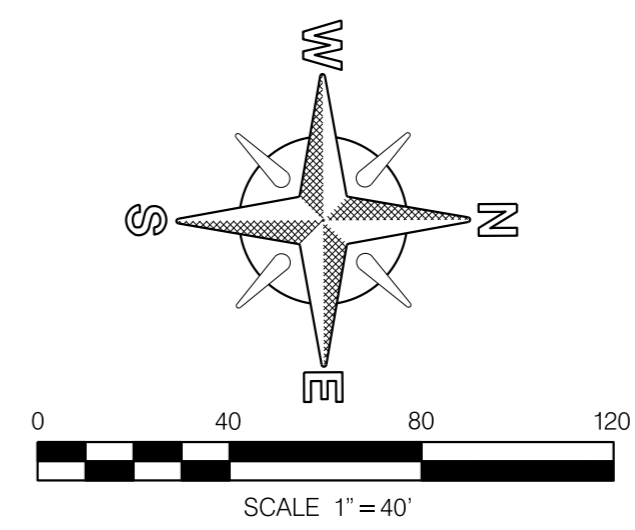


MAP 4355
 VISTA MESA ANNEX UNIT NO.7

CAUTION
 10" HP GAS! CONTRACTOR TO
 VERIFY EXACT LOCATION AND MUST
 NOTIFY SDG&E THREE (3) WEEKS IN
 ADVANCE PRIOR TO EXCAVATION
 SDG&E STANDBY REQUIRED


PROP 8" WATER INCLUDED IN
 THIS CONTRACT SEE SHEET 26

NOTE: PLEASE USE THE SAME PIPE MATERIAL
 FOR THE 6 SEWER LATERALS AS THE SEWER
 MAINS THEY ARE CONNECTING FROM MH 7 TO
 MH 8 (SDR-26 PVC)

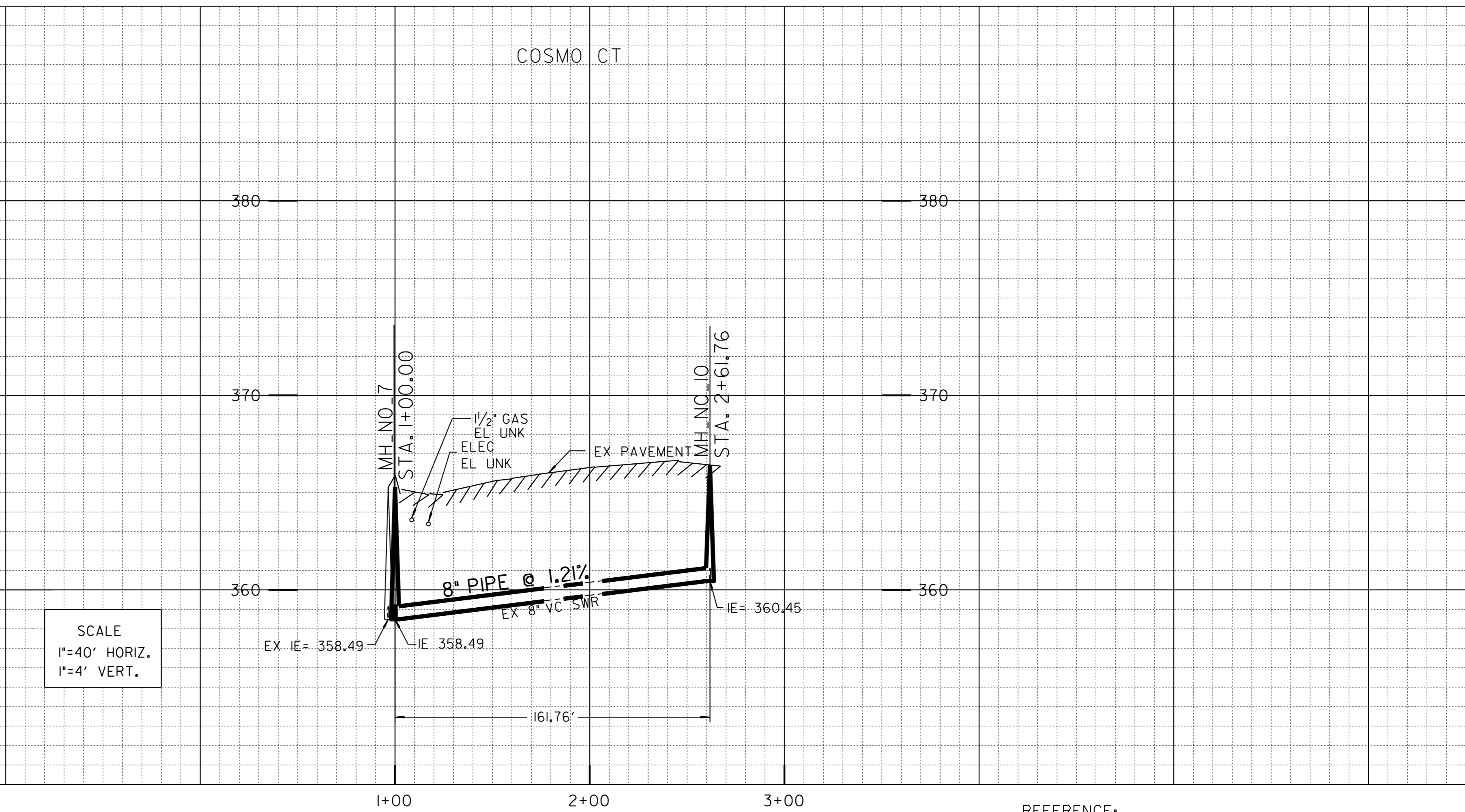
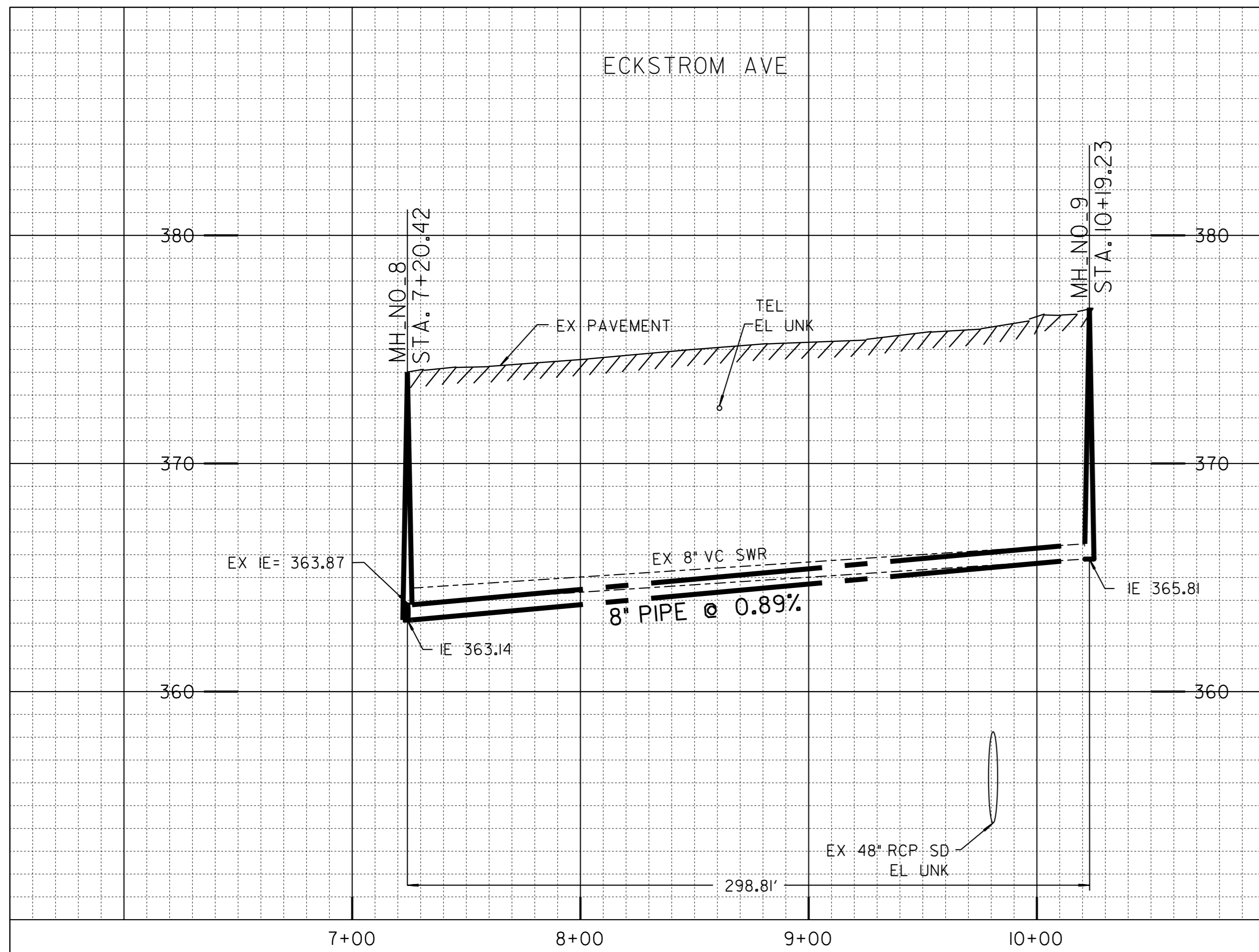


C-2

CLAIREMONT MESA E IMPROV 1 COSMO ST ANASTASIA ST TO ECKSTROM AVE			
CITY OF SAN DIEGO, CALIFORNIA ENGINEERING & CAPITAL PROJECTS DEPARTMENT SHEET 04 OF 42 SHEETS		WATER WBS B-18200 SEWER WBS B-18202	
APPROVED FOR CITY ENGINEER SHEILA BOSE PRINTED NAME	DATE 02/22/2021 DATE 2/22/21	PROJECT MANAGER JAIME RAMOS-BANUELOS	ORDERED BY DAKOTA ADELPHIA PROJECT ENGINEER
DESCRIPTION	BY	APPROVED	DATE FILMED
ORIGINAL	DA	Boe	2/22/21
		6280286, 1879442 CCS83 COORDINATE	41475-04-D
CONTRACTOR INSPECTOR		NTP DATE	NOC DATE



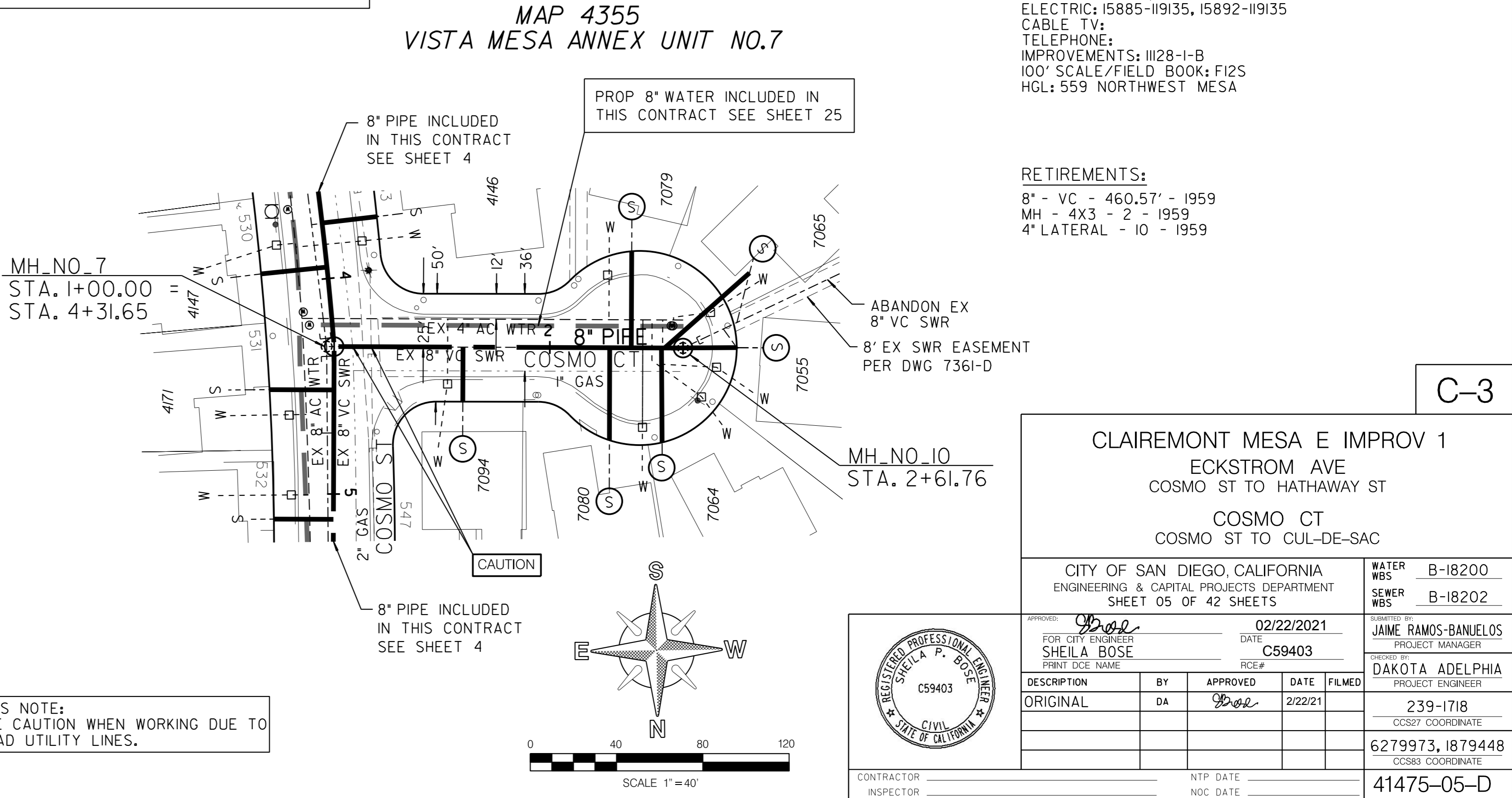
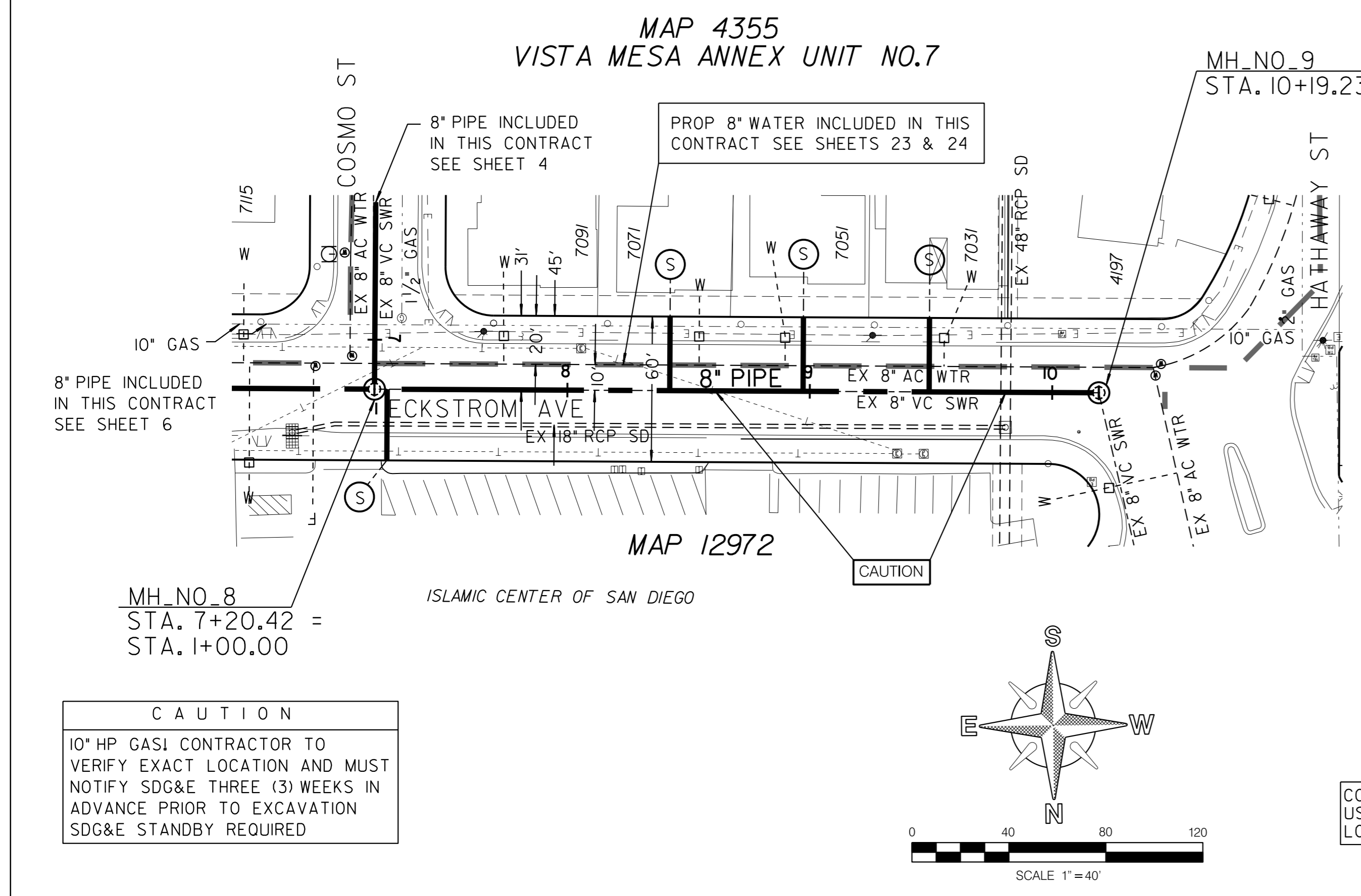
COSMO ST



CONTRACTOR'S NOTE:
CONTRACTOR IS REQUIRED TO COORDINATE THE WORK HOURS WITH SCHOOL BEFORE BEGINNING CONSTRUCTION.

REFERENCE:
WATER: 7360-D, 7361-D, 7363-D, 10064-6-D, 10756-3-D,
SEWER: 7360-D, 7361-D, 7363-D, 10064-6-D, 10756-3-D,
STORM DRAIN: 7360-D, 10064-6-D
GAS: 15885-119135, 15892-119135
ELECTRIC: 15885-119135, 15892-119135
CABLE TV:
TELEPHONE:
IMPROVEMENTS: 1128-1-B
100' SCALE/FIELD BOOK: F125
HGL: 559 NORTHWEST MESA

RETIREMENTS:
8" - VC - 460.57' - 1959
MH - 4X3 - 2 - 1959
4" LATERAL - 10 - 1959

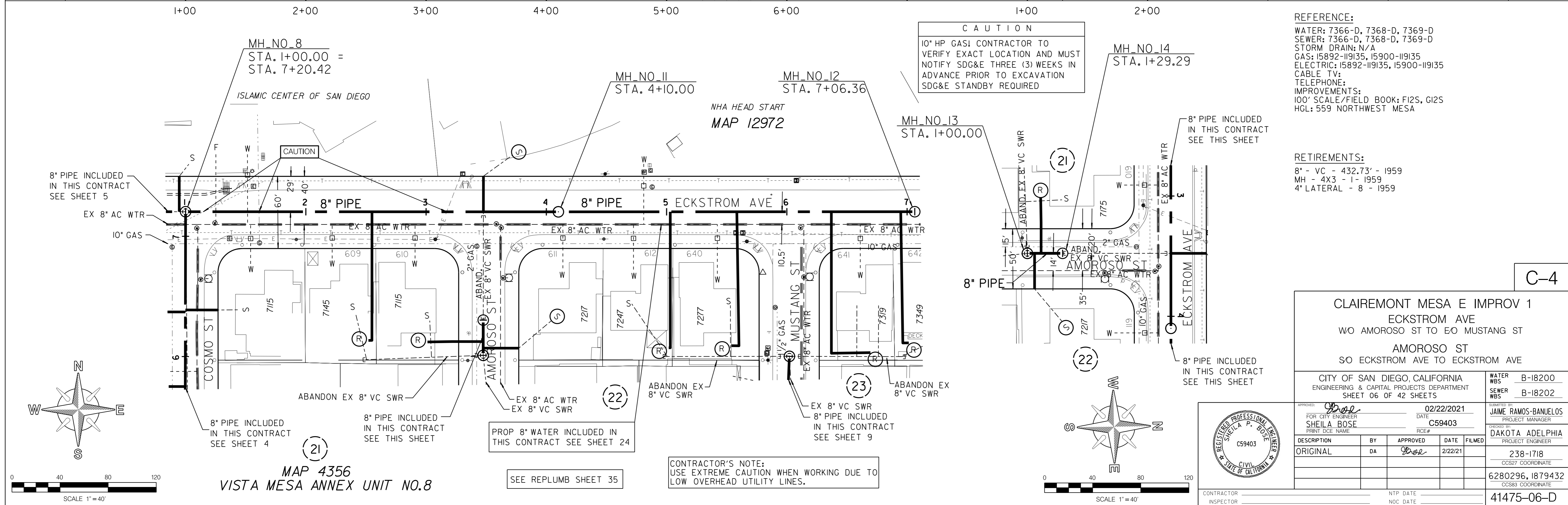
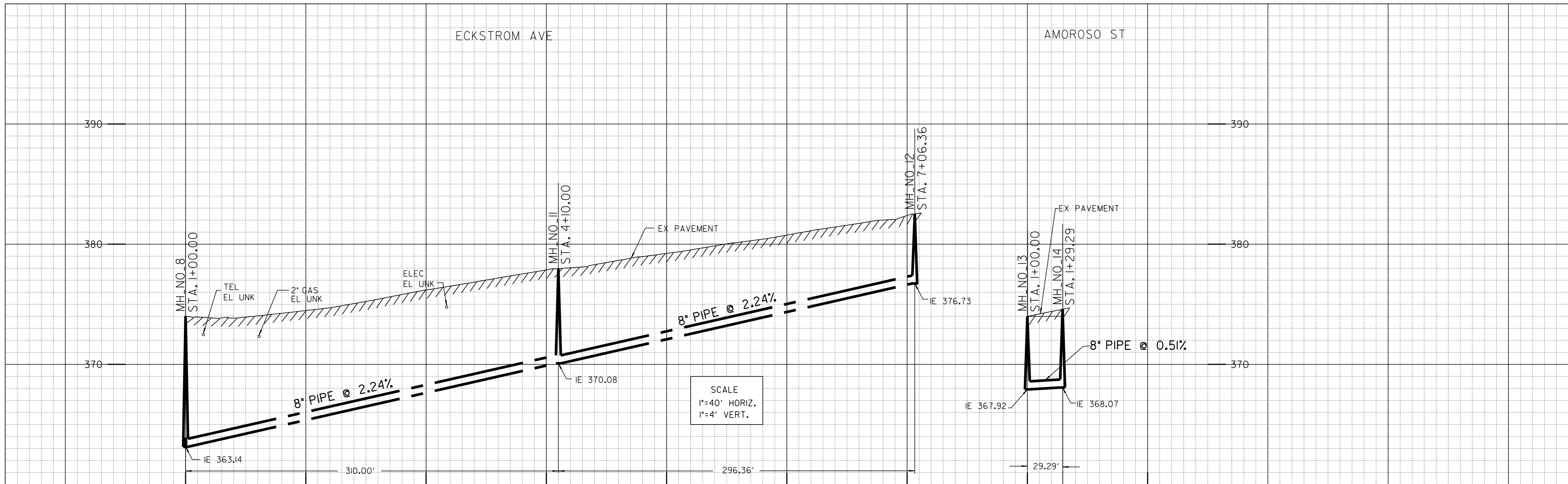


C-3

CLAIREMONT MESA E IMPROV 1 ECKSTROM AVE COSMO ST TO HATHAWAY ST COSMO CT COSMO ST TO CUL-DE-SAC	
CITY OF SAN DIEGO, CALIFORNIA ENGINEERING & CAPITAL PROJECTS DEPARTMENT SHEET 05 OF 42 SHEETS	WATER WBS B-18200 SEWER WBS B-18202
APPROVED: <i>Sheila P. Boese</i> FOR CITY ENGINEER SHEILA BOESE PRINTED NAME	DATE 02/22/2021 RCE# C59403
DESIGNED BY: <i>Boese</i> CHECKED BY: <i>Boese</i> DATE 2/22/21	PROJECT MANAGER DAKOTA ADELPHIA PROJECT ENGINEER 239-1718 CCS27 COORDINATE 6279973, 1879448 CCS83 COORDINATE 41475-05-D
CONTRACTOR INSPECTOR	NTP DATE NOC DATE

CONTRACTOR'S NOTE:
USE EXTREME CAUTION WHEN WORKING DUE TO LOW OVERHEAD UTILITY LINES.

ECKSTROM AVE / COSMO CT

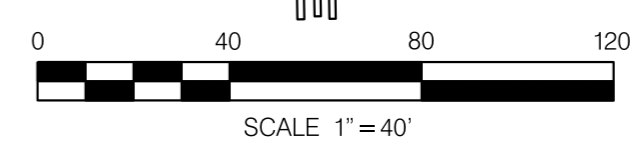
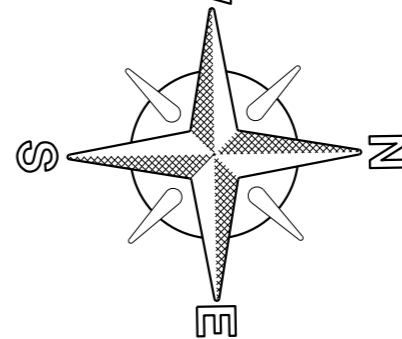
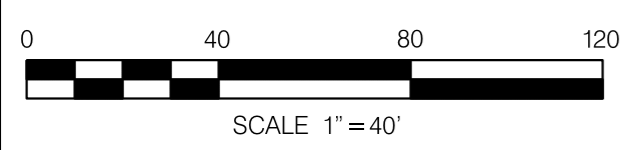
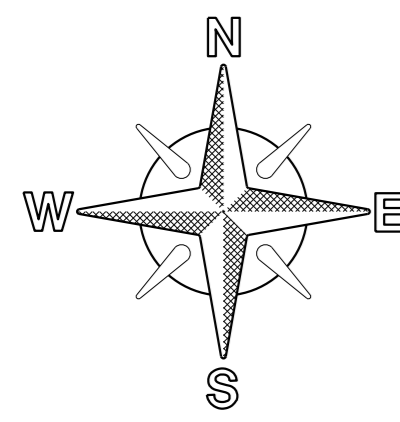


SCALE
1"=40' HORIZ.
1"=4' VERT.

CAUTION
10" HP GAS CONTRACTOR TO VERIFY EXACT LOCATION AND MUST NOTIFY SD&E THREE (3) WEEKS IN ADVANCE PRIOR TO EXCAVATION SD&E STANDBY REQUIRED

REFERENCE:
WATER: 7366-D, 7368-D, 7369-D
SEWER: 7366-D, 7368-D, 7369-D
STORM DRAIN: N/A
GAS: 15892-119135, 15900-119135
ELECTRIC: 15892-119135, 15900-119135
CABLE TV:
TELEPHONE:
IMPROVEMENTS:
100' SCALE/FIELD BOOK: F12S, G12S
HGL: 559 NORTHWEST MESA


RETIREMENTS:
8" - VC - 432.73' - 1959
MH - 4X3 - 1 - 1959
4" LATERAL - 8 - 1959



MAP 4356
VISTA MESA ANNEX UNIT NO.8

SEE REPLUMB SHEET 35

CONTRACTOR'S NOTE:
USE EXTREME CAUTION WHEN WORKING DUE TO LOW OVERHEAD UTILITY LINES.



CLAIREMONT MESA E IMPROV 1
ECKSTROM AVE
WO AMOROSO ST TO EO MUSTANG ST
AMOROSO ST
SO ECKSTROM AVE TO ECKSTROM AVE

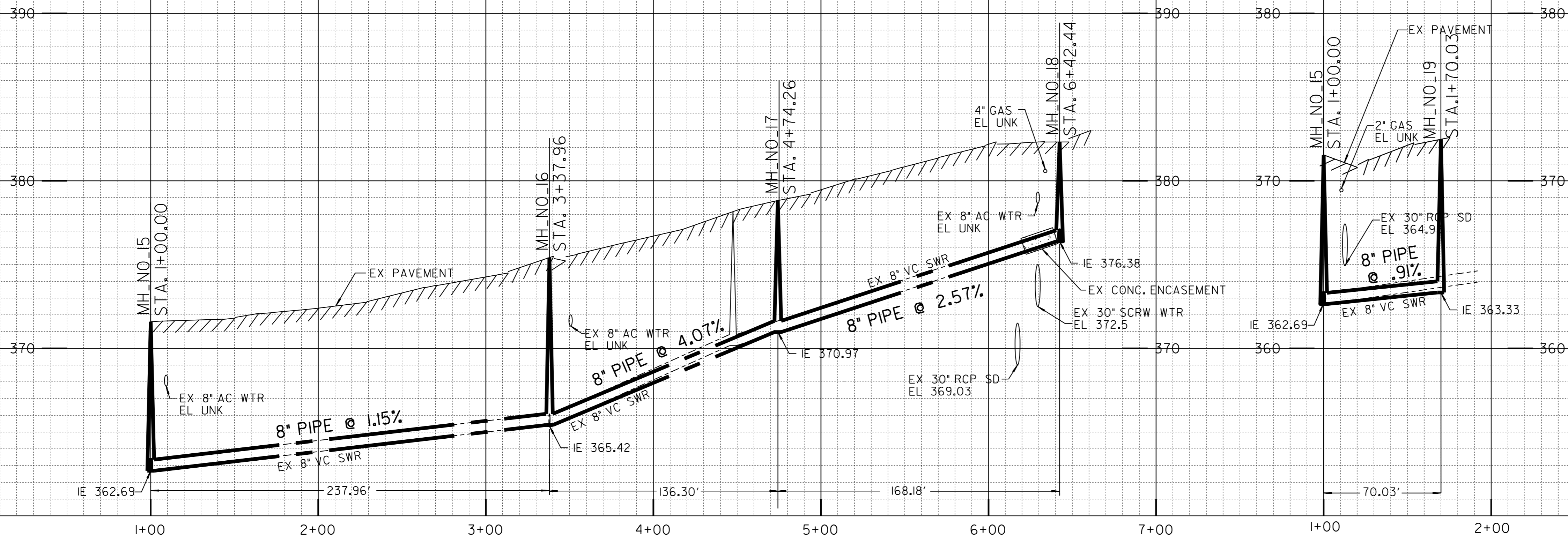
CITY OF SAN DIEGO, CALIFORNIA ENGINEERING & CAPITAL PROJECTS DEPARTMENT SHEET 06 OF 42 SHEETS		WATER WBS B-18200 SEWER WBS B-18202
APPROVED FOR CITY ENGINEER <i>Sheila Bove</i> SHEILA BOSE PRINT NAME	DATE 02/22/2021 PROJECT # C59403	DESIGNED BY JAIME RAMOS-BANUELOS PROJECT MANAGER
DESCRIPTION ORIGINAL	BY DA	APPROVED DATE FILMED <i>Boe</i> 2/22/21
ORDERED BY DAKOTA ADELPHIA PROJECT ENGINEER		238-1718 CCS27 COORDINATE
6280296, 1879432 CCS83 COORDINATE		41475-06-D
CONTRACTOR INSPECTOR		NTP DATE NOC DATE

C-4

ECKSTROM AVE / AMOROSO ST

HATTON ST

AMOROSO ST



SCALE
 1"=40' HORIZ.
 1"=4' VERT.

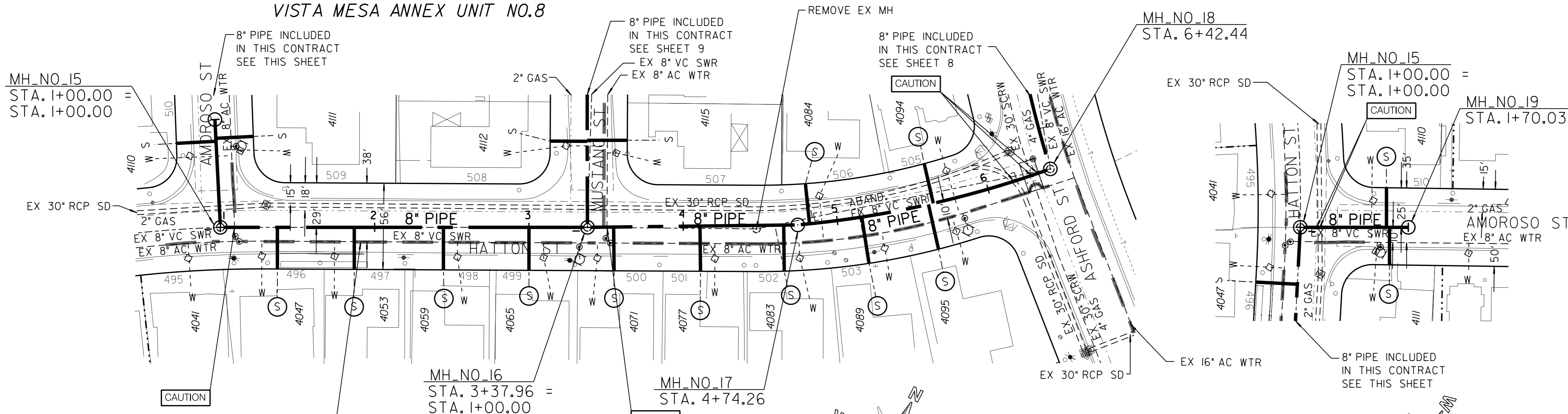
REFERENCE:
 WATER: 6653-D, 6654-D, 6655-D, 15485-13-D
 SEWER: 6653-D, 6654-D, 6655-D, 15485-13-D
 STORM DRAIN: 6653-D, 6655-D
 GAS: 15900-119125, 15892-119125, 15900-119130
 ELECTRIC: 15900-119125, 15892-119125, 15900-119130
 CABLE TV:
 TELEPHONE:
 IMPROVEMENTS:
 100' SCALE/FIELD BOOK: G125
 HGL: 559 NORTHWEST MESA

RETIREMENTS:
 8" - VC - 636.37' - 1958
 MH - 4X3 - 4 - 1958
 4" LATERAL - 13 - 1958

CONTRACTOR'S NOTE:
 USE EXTREME CAUTION WHEN WORKING DUE TO
 LOW OVERHEAD UTILITY LINES.

C-5

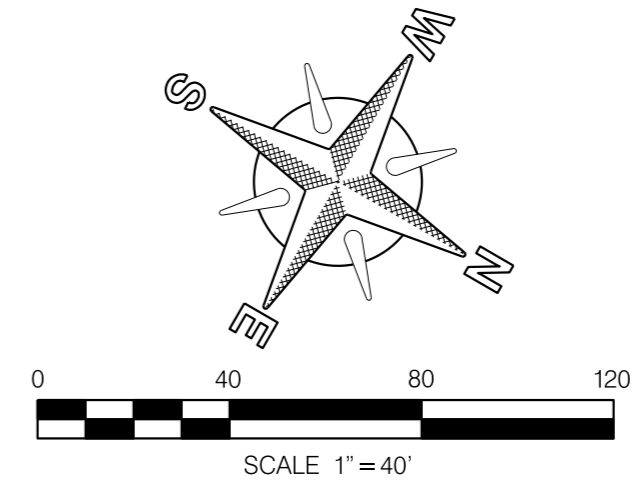
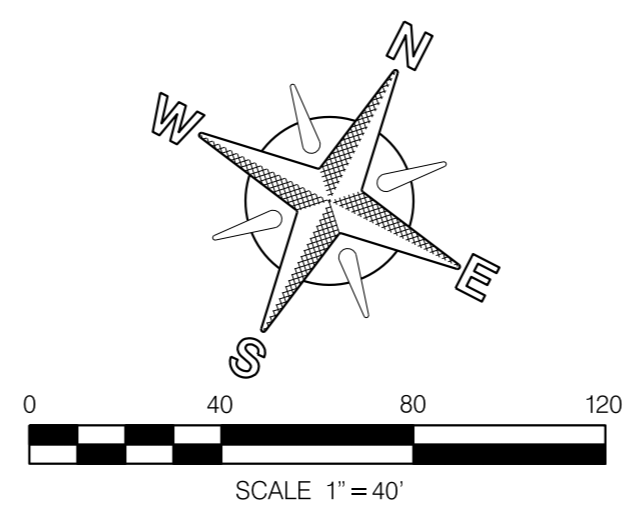
MAP 4356
 VISTA MESA ANNEX UNIT NO.8



PROP 8" WATER INCLUDED IN
 THIS CONTRACT SEE SHEET 27


MAP 4290
 VISTA MESA ANNEX UNIT NO.6

CAUTION
 4" HP GAS! CONTRACTOR TO
 VERIFY EXACT LOCATION AND MUST
 NOTIFY SDG&E THREE (3) WEEKS IN
 ADVANCE PRIOR TO EXCAVATION
 SDG&E STANDBY REQUIRED



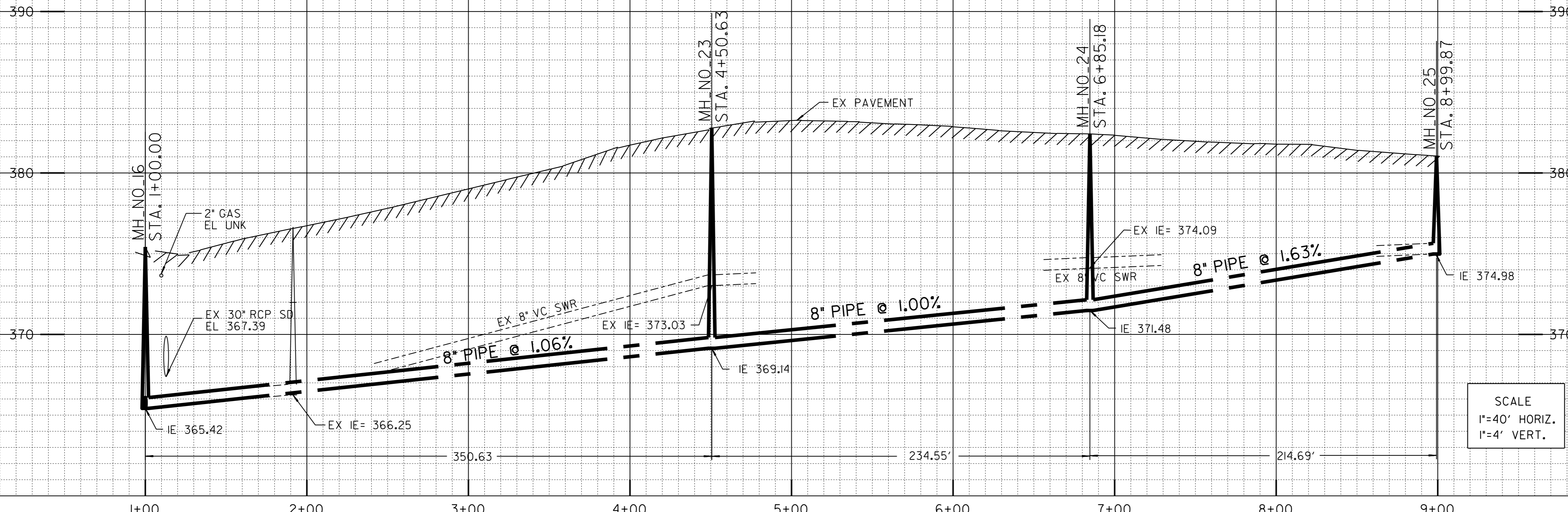
CLAIREMONT MESA E IMPROV 1
 HATTON ST
 AMOROSO ST TO ASHFORD ST
 AMOROSO ST
 HATTON ST TO NO HATTON ST

CITY OF SAN DIEGO, CALIFORNIA ENGINEERING & CAPITAL PROJECTS DEPARTMENT SHEET 07 OF 42 SHEETS		WATER WBS B-18200 SEWER WBS B-18202
APPROVED BY: <i>Sheila B</i> FOR CITY ENGINEER SHEILA BOSE PRINTED NAME	DATE: 02/22/2021 RCE#: C59403	PROJECT MANAGER JAIME RAMOS-BANUELOS PROJECT ENGINEER DAKOTA ADELPHIA
DESCRIPTION	BY	APPROVED
ORIGINAL	DA	<i>Boe</i>
		DATE FILMED
		2/22/21
628114, 1878614 CCS27 COORDINATE		238-1719 CCS83 COORDINATE
CONTRACTOR INSPECTOR		NTP DATE NOV DATE
		41475-07-D



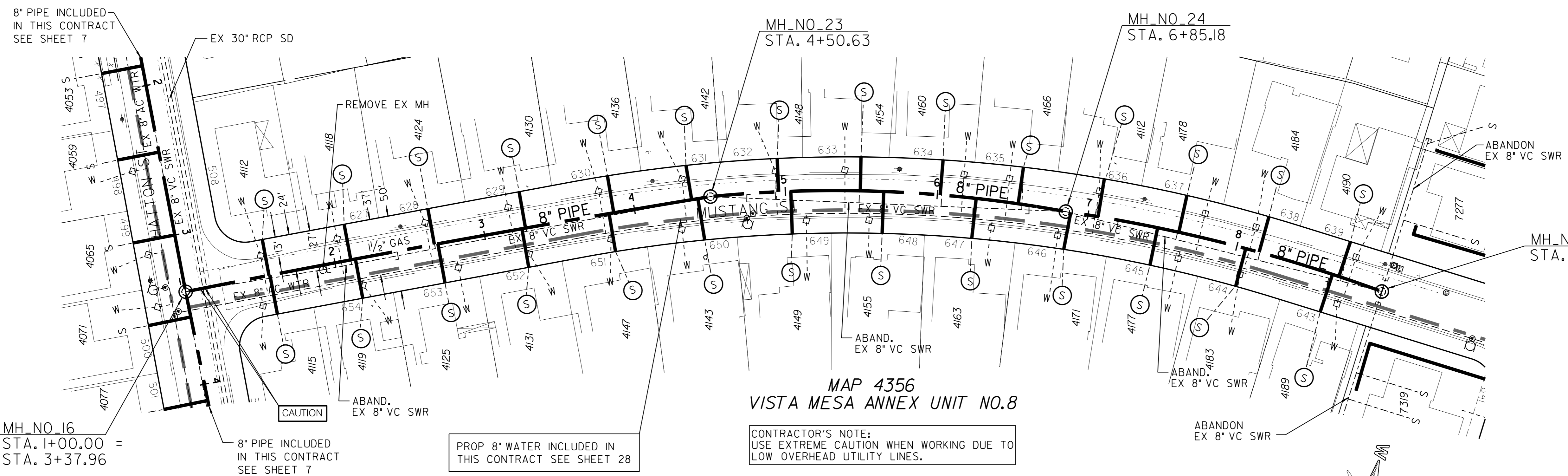
HATTON ST / AMOROSO ST

MUSTANG ST



SCALE
 1"=40' HORIZ.
 1"=4' VERT.

8" PIPE INCLUDED
 IN THIS CONTRACT
 SEE SHEET 7



REFERENCE:
 WATER: 6653-D, 6654-D, 7368-D
 SEWER: 6653-D, 6654-D, 7368-D
 STORM DRAIN: 6653-D
 GAS: 15900-119130, 15892-119130, 15900-119125
 ELECTRIC: 15900-119130, 15892-119130, 15900-119125
 CABLE TV:
 TELEPHONE:
 IMPROVEMENTS:
 100' SCALE/FIELD BOOK: G125
 HGL: 559 NORTHWEST MESA

RETIREMENTS:
 8" - VC - 798.76' - 1959
 MH - 4X3 - 4' - 1959
 4" LATERAL - 27' - 1959


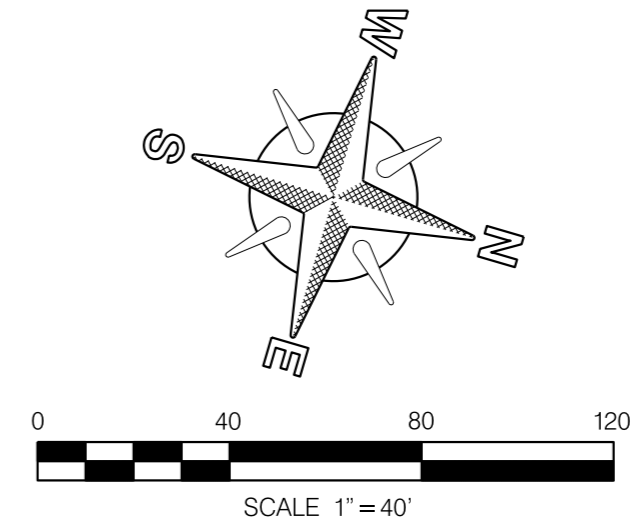
MH_NO_16
 STA. 1+00.00 =
 STA. 3+37.96

MAP 4290
 VISTA MESA ANNEX UNIT NO.6

PROP 8" WATER INCLUDED IN
 THIS CONTRACT SEE SHEET 28

MAP 4356
 VISTA MESA ANNEX UNIT NO.8

CONTRACTOR'S NOTE:
 USE EXTREME CAUTION WHEN WORKING DUE TO
 LOW OVERHEAD UTILITY LINES.

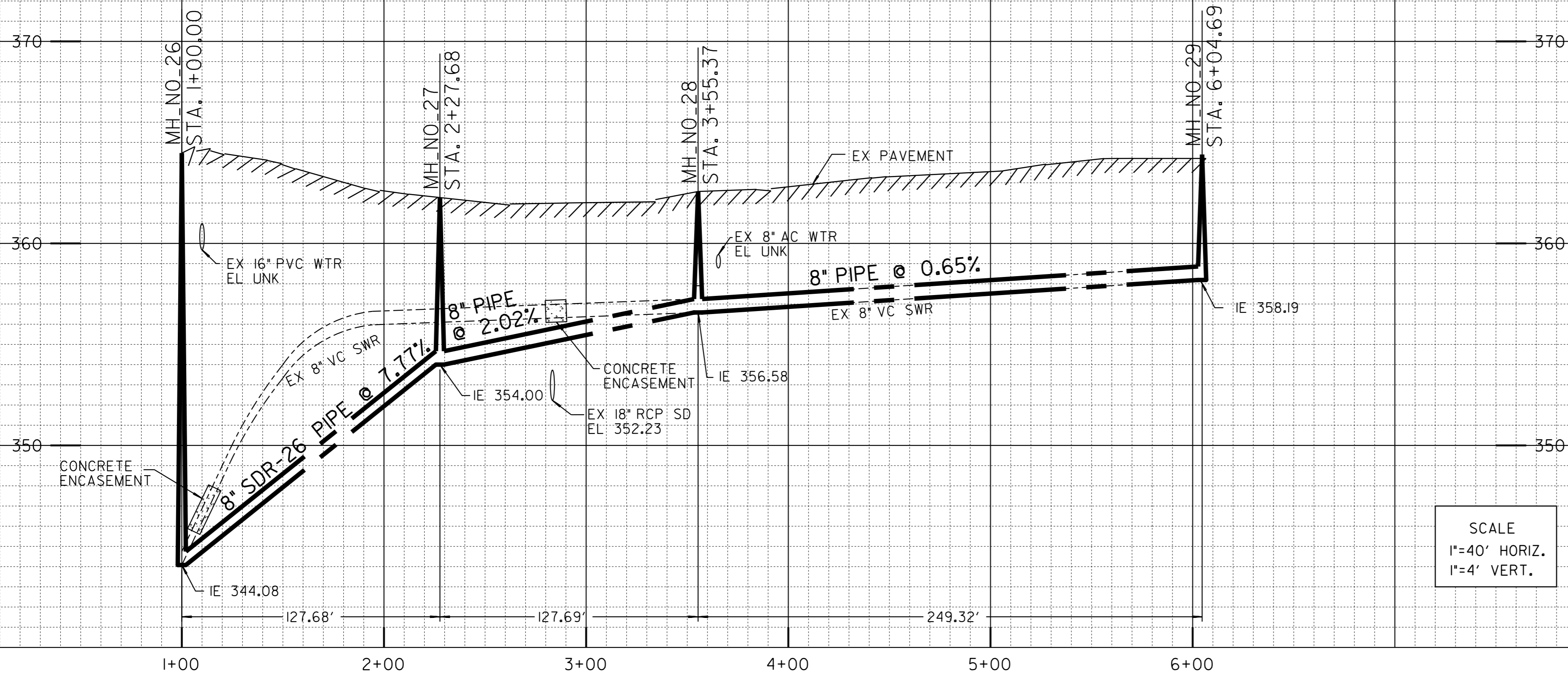


CLAIREMONT MESA E IMPROV 1 MUSTANG ST HATTON ST TO SO ECKSTROM AVE			
CITY OF SAN DIEGO, CALIFORNIA ENGINEERING & CAPITAL PROJECTS DEPARTMENT SHEET 09 OF 42 SHEETS		WATER WBS B-18200 SEWER WBS B-18202	
APPROVED: <i>Sheila Bove</i> FOR CITY ENGINEER SHEILA BOSE PRINTED NAME	DATE: 02/22/2021 RCE#: C59403	PREPARED BY: JAIME RAMOS-BANUELOS PROJECT MANAGER CHECKED BY: DAKOTA ADELPHIA PROJECT ENGINEER	
DESCRIPTION ORIGINAL	BY DA	APPROVED <i>Sheila Bove</i>	
		DATE 2/22/21	
		FILMED	
		238-1719 CCS27 COORDINATE	
		6280863, 1878867 CCS83 COORDINATE	
		41475-09-D	
CONTRACTOR INSPECTOR		NTP DATE NOC DATE	

C-7

MUSTANG ST

SALIZAR ST

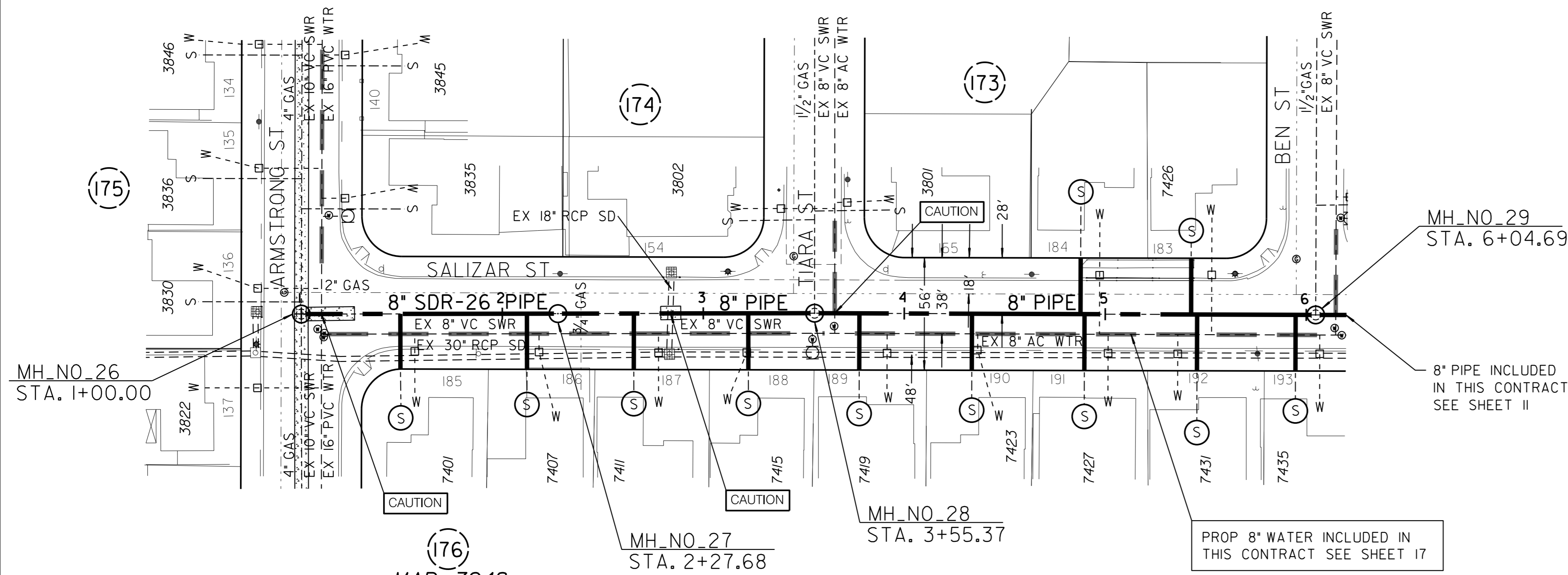


SCALE
1"=40' HORIZ.
1"=4' VERT.

REFERENCE:
WATER: 4488-D, 4489-D, 4490-D, 4492-D, 33704-4I-D
SEWER: 4488-D, 4489-D, 4490-D, 4492-D
STORM DRAIN: 4488-D, 4490-D, 4492-D
GAS: 15900-119110, 15900-119115
ELECTRIC: 15900-119110, 15900-119115
CABLE TV:
TELEPHONE:
IMPROVEMENTS:
100' SCALE/FIELD BOOK: G135
HGL: 559 NORTHWEST MESA

RETIREMENTS:
8" - VC - 504.69' - 1957
MH - 4X3 - 3 - 1957
4" LATERAL - II - 1957

CONTRACTOR'S NOTE:
USE EXTREME CAUTION WHEN WORKING DUE TO
LOW OVERHEAD UTILITY LINES.




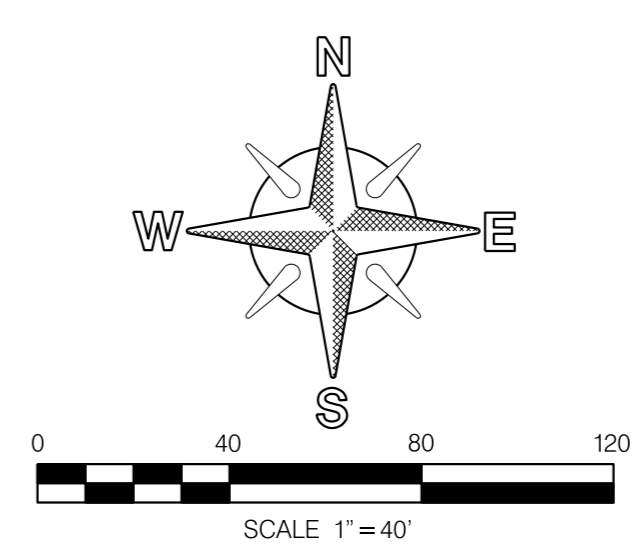
MH_NO_29
STA. 6+04.69

8" PIPE INCLUDED
IN THIS CONTRACT
SEE SHEET II

PROP 8" WATER INCLUDED IN
THIS CONTRACT SEE SHEET 17

MAP 3948
VISTA MESA ANNEX UNIT NO.3

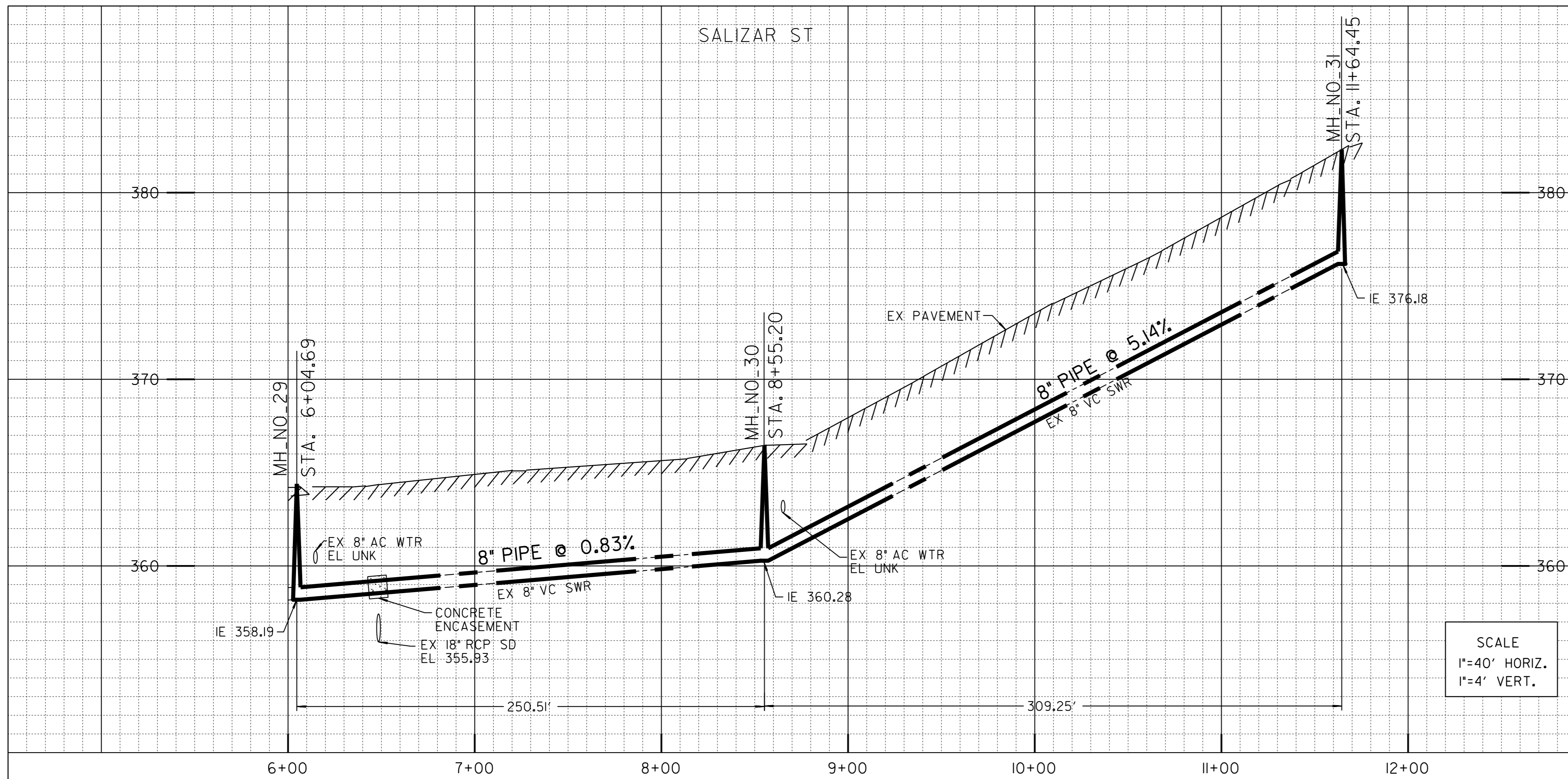
NOTE: PLEASE USE THE SAME PIPE MATERIAL
FOR THE 2 SEWER LATERALS AS THE DEEP SEWER
MAINS THEY ARE CONNECTING FROM MH 26 TO
MH 27 (SDR-26 PVC)



CLAIEMONT MESA E IMPROV 1 SALIZAR ST ARMSTRONG ST TO BEN ST			
CITY OF SAN DIEGO, CALIFORNIA ENGINEERING & CAPITAL PROJECTS DEPARTMENT SHEET 10 OF 42 SHEETS		WATER WBS B-18200 SEWER WBS B-18202	
APPROVED BY: <i>Bose</i> FOR CITY ENGINEER SHEILA BOSE PRINTED NAME	DATE: 02/22/2021 RCE#: C59403	DESIGNED BY: JAIME RAMOS-BANUELOS PROJECT MANAGER CHECKED BY: DAKOTA ADELPHIA PROJECT ENGINEER	
DESCRIPTION ORIGINAL	BY: DA <i>Bose</i>	APPROVED: <i>Bose</i>	DATE: 2/22/21 FILED:
		236-1719 CCS27 COORDINATE	6281179, 1876945 CCS83 COORDINATE
CONTRACTOR: _____ INSPECTOR: _____		NTP DATE: _____ NOC DATE: _____	41475-10-D

C-8

SALIZAR ST

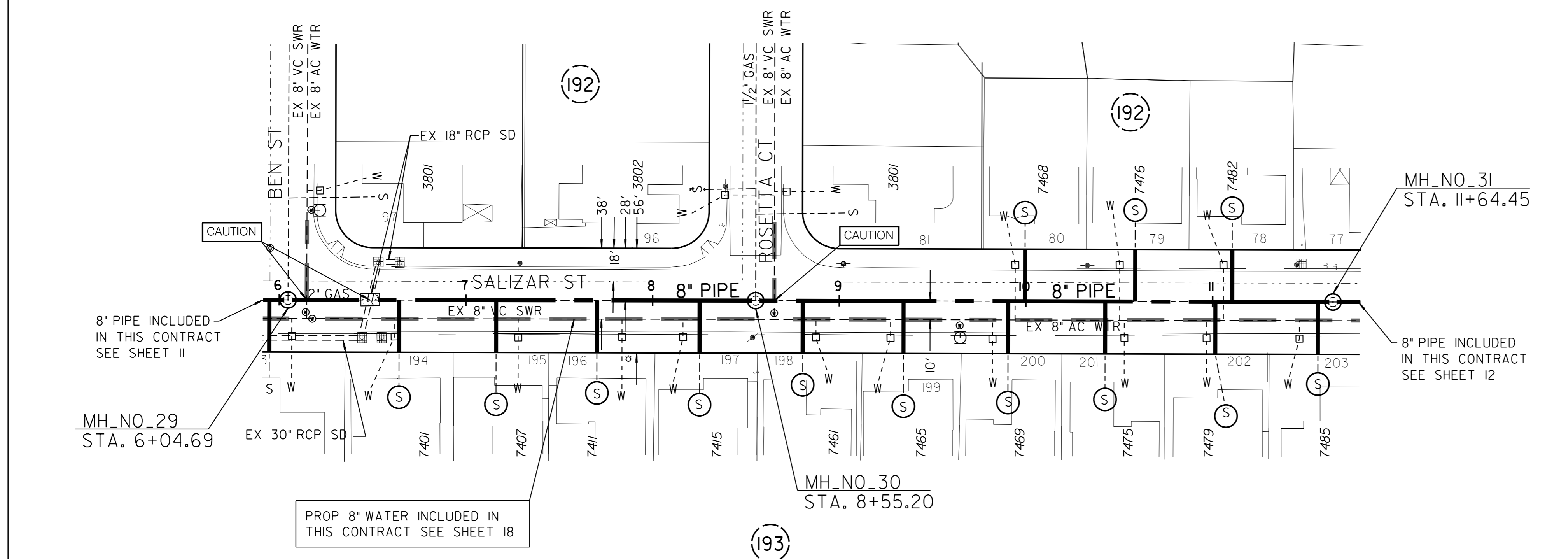


SCALE
 1"=40' HORIZ.
 1"=4' VERT.

REFERENCE:
 WATER: 4490-D, 4491-D, 4492-D
 SEWER: 4490-D, 4491-D, 4492-D
 STORM DRAIN: 4490-D, 4492-D
 GAS: 15900-119110, 15907-119110
 ELECTRIC: 15900-119110, 15907-119110
 CABLE TV:
 TELEPHONE:
 IMPROVEMENTS:
 100' SCALE/FIELD BOOK: G135
 HGL: 559 NORTHWEST MESA


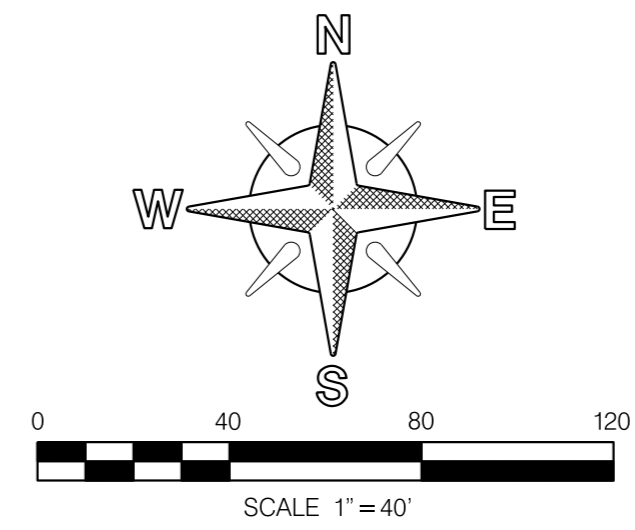
RETIREMENTS:
 8" - VC - 559.76' - 1957
 MH - 4X3 - 2 - 1957
 4" LATERAL - 13 - 1957

CONTRACTOR'S NOTE:
 USE EXTREME CAUTION WHEN WORKING DUE TO
 LOW OVERHEAD UTILITY LINES.



PROP 8" WATER INCLUDED IN
 THIS CONTRACT SEE SHEET 18

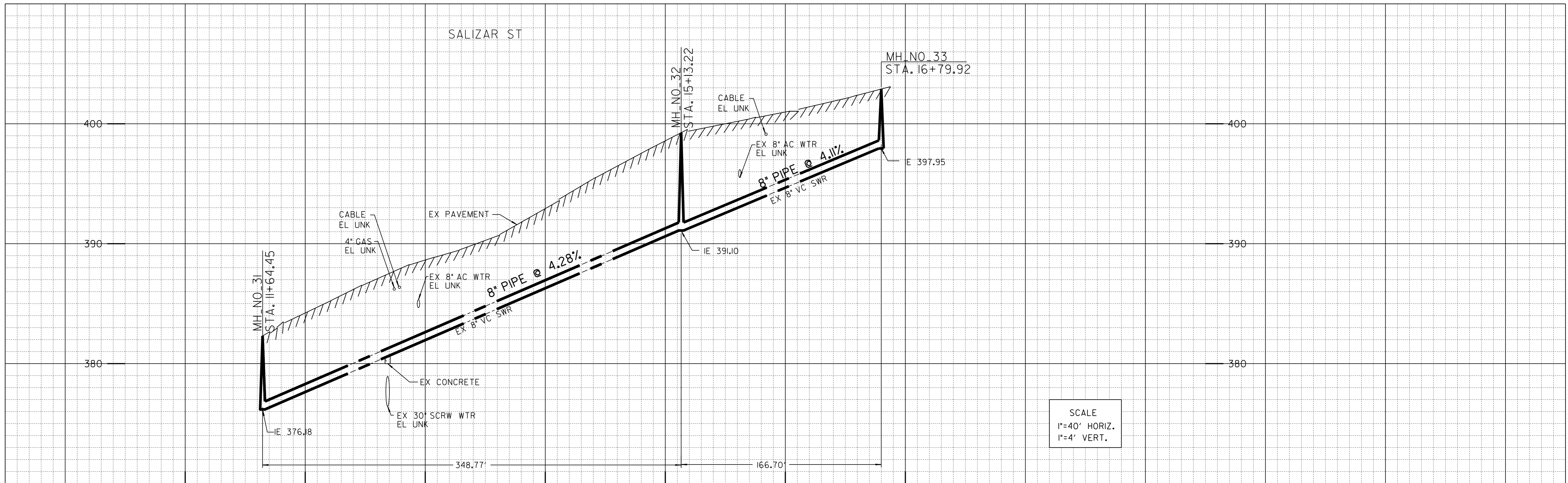
MAP 3750
 VISTA MESA ANNEX UNIT NO.2



CLAIREMONT MESA E IMPROV 1 SALIZAR ST BEN ST TO WO ASHFORD ST				
CITY OF SAN DIEGO, CALIFORNIA ENGINEERING & CAPITAL PROJECTS DEPARTMENT SHEET 11 OF 42 SHEETS			WATER WBS B-18200 SEWER WBS B-18202	
APPROVED: <i>Sheila Bose</i> FOR CITY ENGINEER SHEILA BOSE PRINT NAME	DATE 02/22/2021	PROJECT MANAGER JAIME RAMOS-BANUELOS	REGISTERED PROFESSIONAL ENGINEER SHEILA P. BOSE C59403 CIVIL STATE OF CALIFORNIA	
DESCRIPTION ORIGINAL	BY DA	APPROVED <i>Sheila Bose</i>	DATE 2/22/21	
PROJECT ENGINEER DAKOTA ADELPHIA			PROJECT MANAGER DAKOTA ADELPHIA	
236-1720 CCS27 COORDINATE			6281681, 1876934 CCS83 COORDINATE	
CONTRACTOR INSPECTOR			NTP DATE NOC DATE	
41475-11-D				

C-9

SALIZAR ST



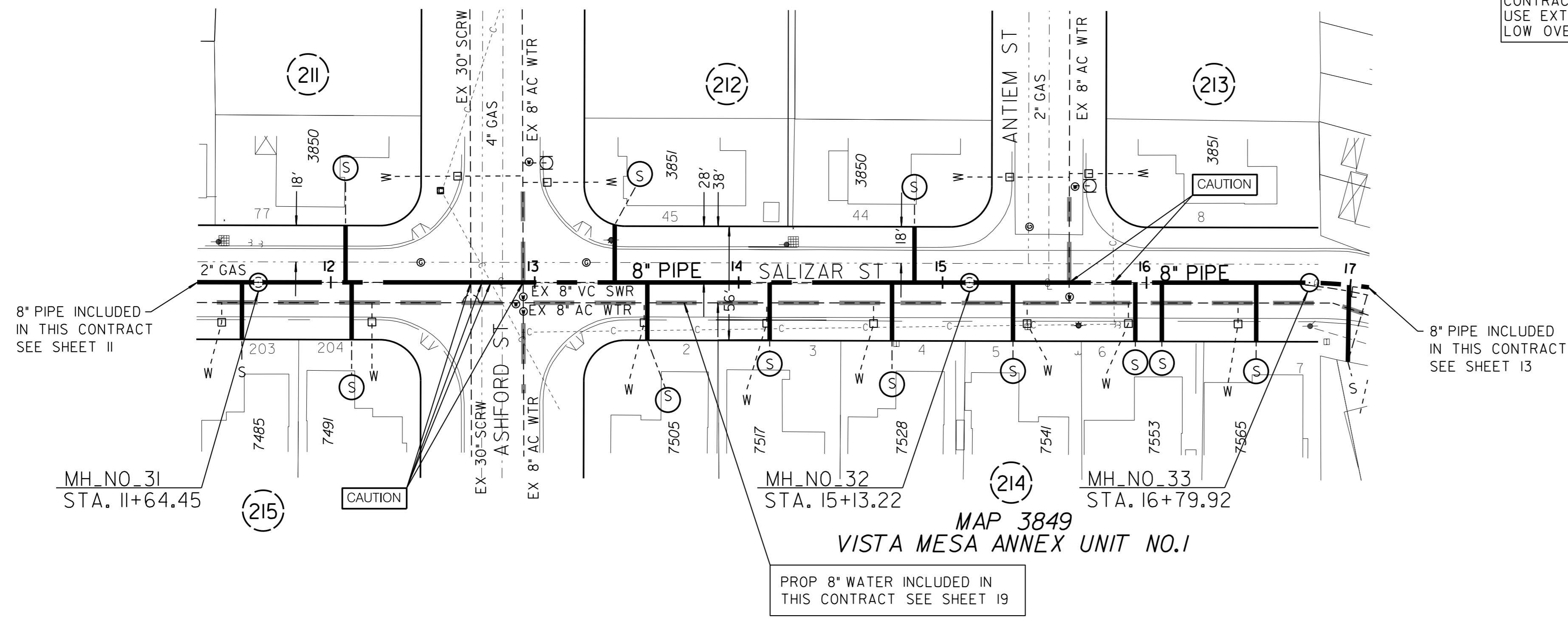
SCALE
1"=40' HORIZ.
1"=4' VERT.

11+00 12+00 13+00 14+00 15+00 16+00 17+00

REFERENCE:
WATER: 4482-D, 4483-D, 4484-D, 15138-1-D, 15485-II-D
SEWER: 4482-D, 4483-D, 4484-D, 15138-1-D, 15485-II-D
STORM DRAIN:
GAS: 15907-II910, 15915-II910
ELECTRIC: 15907-II910, 15915-II910
CABLE TV:
TELEPHONE:
IMPROVEMENTS:
100' SCALE/FIELD BOOK: G135
HGL: 559 NORTHWEST MESA

CONTRACTOR'S NOTE:
USE EXTREME CAUTION WHEN WORKING DUE TO
LOW OVERHEAD UTILITY LINES.

RETIREMENTS:
8" - VC - 515.47' - 1957
MH - 4X3 - 1 - 1957
4" LATERAL - II - 1957



8" PIPE INCLUDED
IN THIS CONTRACT
SEE SHEET II


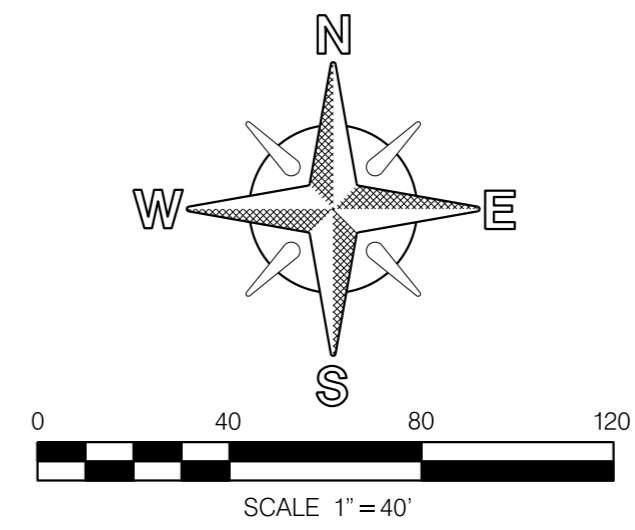
8" PIPE INCLUDED
IN THIS CONTRACT
SEE SHEET I3

PROP 8" WATER INCLUDED IN
THIS CONTRACT SEE SHEET I9

C-10

CLAIREMONT MESA E IMPROV 1
SALIZAR ST
WO ASHFORD ST TO EO ANTIEM ST

CITY OF SAN DIEGO, CALIFORNIA ENGINEERING & CAPITAL PROJECTS DEPARTMENT SHEET 12 OF 42 SHEETS		WATER WBS B-18200 SEWER WBS B-18202
APPROVED BY: <i>Sheila</i> FOR CITY ENGINEER SHEILA BOSE PRINT NAME	DATE: 02/22/2021 RCE# C59403	DESIGNED BY: JAIME RAMOS-BANUELOS PROJECT MANAGER CHECKED BY: DAKOTA ADELPHIA PROJECT ENGINEER
DESCRIPTION	BY	APPROVED
ORIGINAL	DA	<i>Boe</i>
		DATE
		2/22/21
		FILMED
6282337, 1876923 CCS27 COORDINATE		236-1720 CCS83 COORDINATE
41475-12-D		

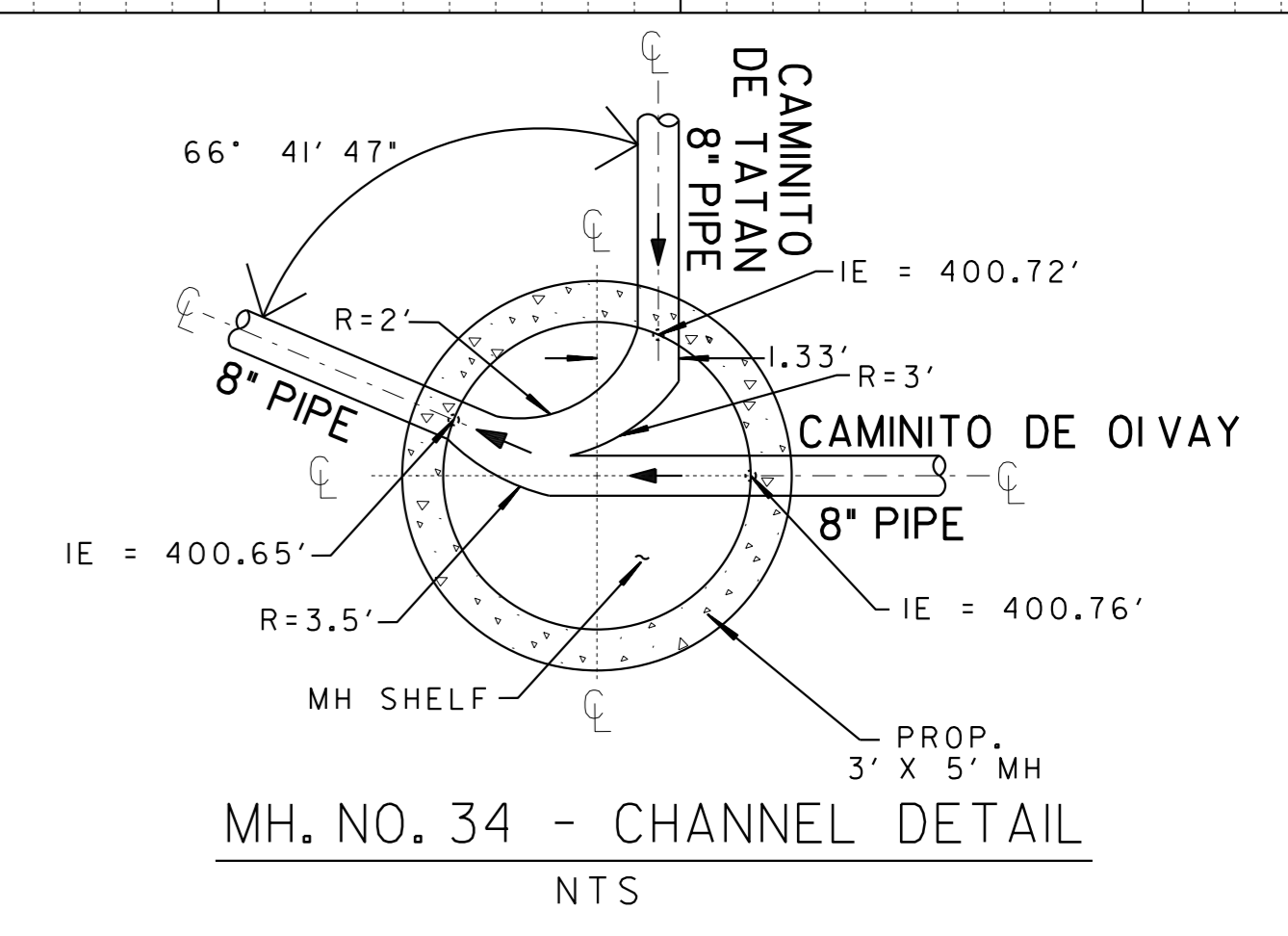
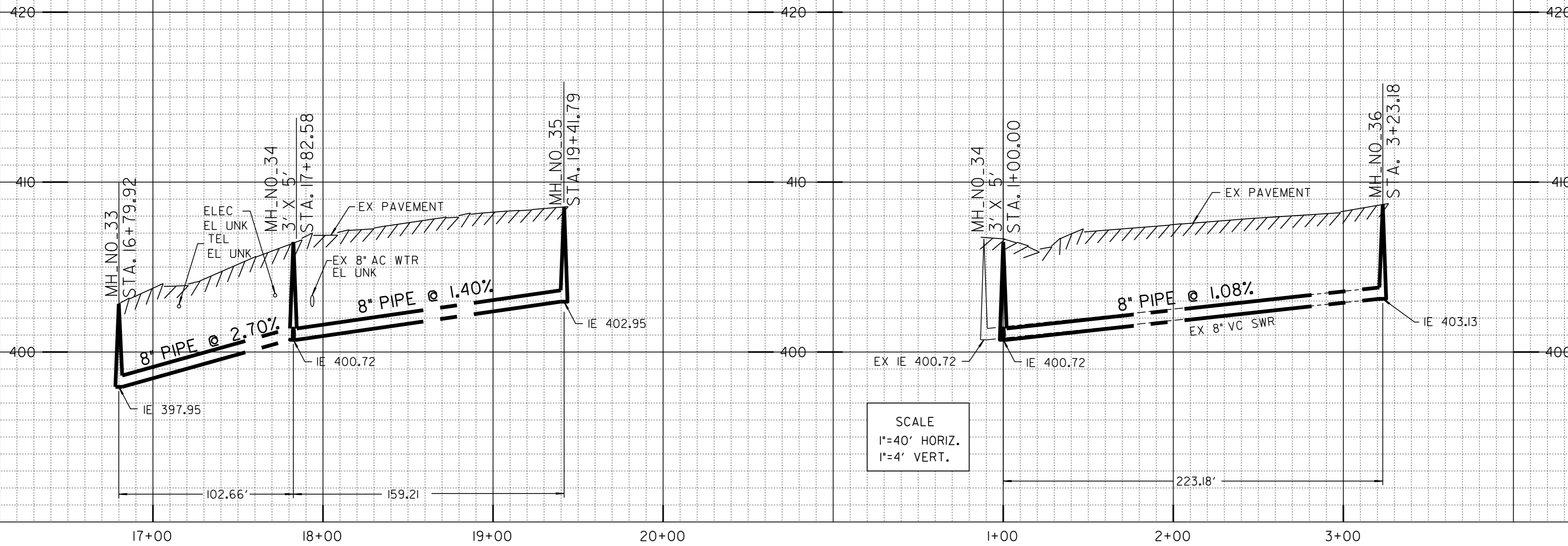


CONTRACTOR _____ NTP DATE _____
INSPECTOR _____ NOC DATE _____

SALIZAR ST

CAMINITO DE OIVAY

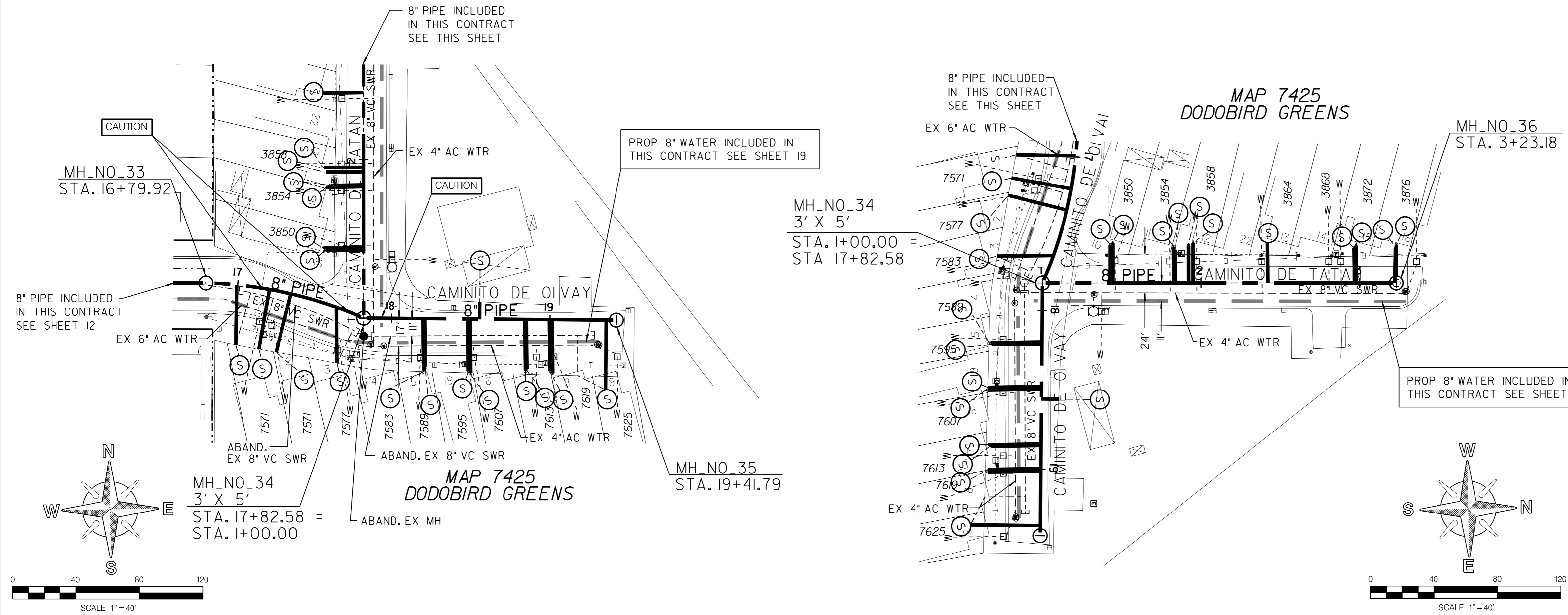
CAMINITO DE TATAN



SCALE
 1"=40' HORIZ.
 1"=4' VERT.

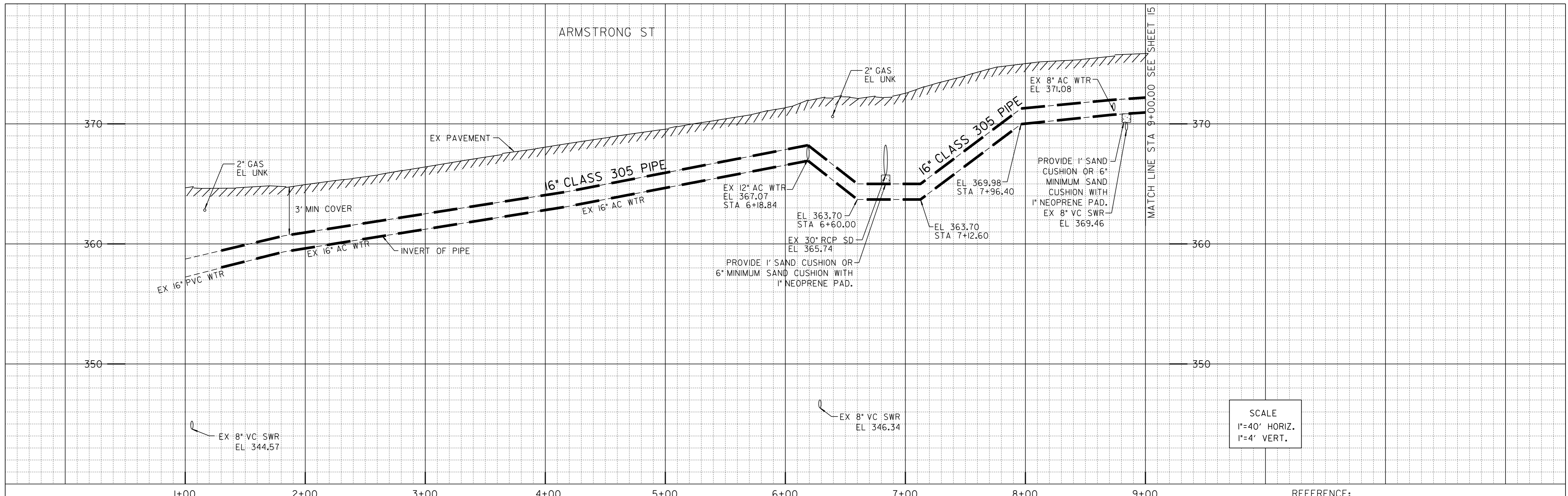
REFERENCE:
 WATER: 15138-1-D
 SEWER: 15138-1-D
 STORM DRAIN: NONE
 GAS: 15915-11910, 15915-11915
 ELECTRIC: 15915-11910, 15915-11915
 CABLE TV:
 TELEPHONE:
 IMPROVEMENTS: NONE
 100' SCALE/FIELD BOOK: G135
 HGL: 559 NORTHWEST MESA

RETIREMENTS:
 8" - VC - 500.37' - 1957
 8" - VC - 234.56' - 1972
 MH - 3X4 - 2 - 1957
 4" LATERAL - 24 - 1957



C-11	
CLAIREMONT MESA E IMPROV 1	
CAMINITO DE OIVAY / CAMINITO DE TATAN	
EO ANTIEM ST TO EO CAMINITO DE TATAN CAMINITO DE OIVAY TO CUL-DE-SAC	
CITY OF SAN DIEGO, CALIFORNIA ENGINEERING & CAPITAL PROJECTS DEPARTMENT SHEET 13 OF 42 SHEETS	WATER WBS B-18200 SEWER WBS B-18202
APPROVED: <i>Sheila B</i> FOR CITY ENGINEER SHEILA BOSE PRINT NAME	DATE: 02/22/2021 PROJECT # C59403
DESIGNED BY: <i>Sheila B</i> PROJECT ENGINEER	PROJECT MANAGER: JAIME RAMOS-BANUELOS
DESCRIPTION: ORIGINAL	PROJECT ENGINEER: DAKOTA ADELPHIA
BY: DA	DATE FILMED: 2/22/21
	PROJECT NUMBER: 236-1721
	COORDINATE: CCS27
	COORDINATE: 6282615, 1877118
	COORDINATE: CCS83
CONTRACTOR: _____	NTP DATE: _____
INSPECTOR: _____	NOC DATE: _____
	41475-13-D

CAMINITO DE OIVAY / CAMINITO DE TATAN



SCALE
1"=40' HORIZ.
1"=4' VERT.

CONTRACTORS NOTES:
LIMITS OF HIGHLINING APPROXIMATELY FROM STA. 1+00.00 TO STA. 9+00.00 SHALL BE HIGHLINED BY THE CONTRACTOR PRIOR TO CONSTRUCTION.

PHASE 1

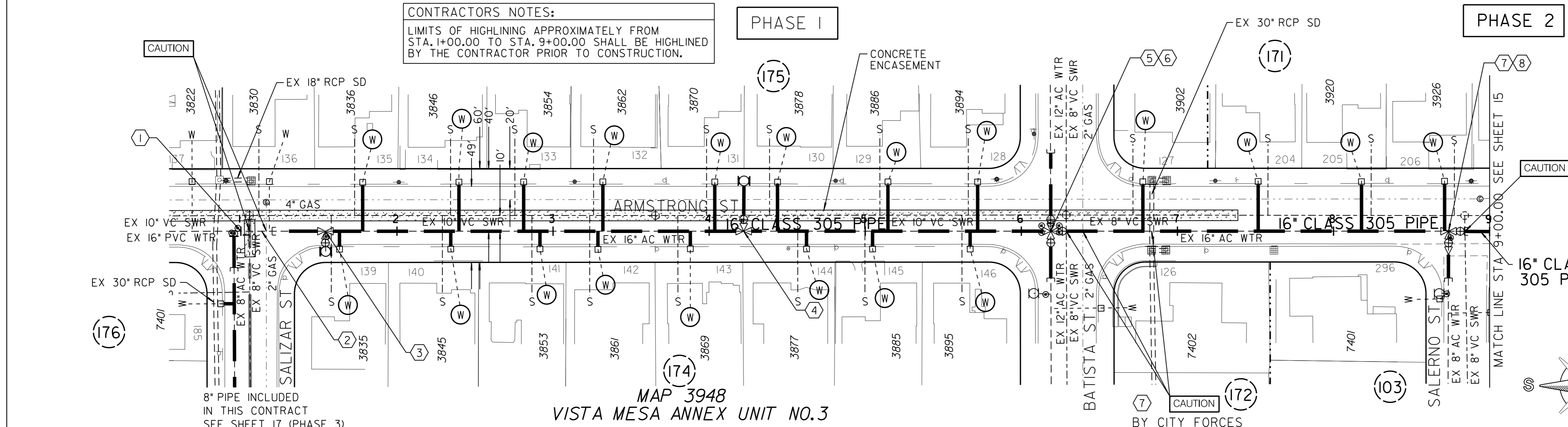
PHASE 2

REFERENCE:
WATER: 4487-D, 4488-D, 4492-D, 33704-4I-D
SEWER: 4487-D, 4488-D, 4492-D
STORM DRAIN: 4487-D, 4488-D, 4492-D
GAS: 15900-11910, 15900-11915, 15900-11920
ELECTRIC: 15900-11910, 15900-11915, 15900-11920
CABLE TV: NONE
TELEPHONE: NONE
IMPROVEMENTS:
100' SCALE/FIELD BOOK: G13S
HGL: 559 NORTHWEST MESA

RETIREMENTS:
16" - AC - 518.84' - 1957
16" - AC - 281.16' - 1958
12" - AC - 80' - 1957
8" - AC - 30' - 1958
FH (2-PORT) - 1 - 1957
1" SERVICE - 20 - COPPER - 1957

CAUTION
4" HP GAS! CONTRACTOR TO VERIFY EXACT LOCATION AND MUST NOTIFY SDG&E THREE (3) WEEKS IN ADVANCE PRIOR TO EXCAVATION
SDG&E STANDBY REQUIRED

C-12



①
BY CITY FORCES
AHD OF CONTRACTOR
STA 1+00.00
CLOSE VALVE
STA 1+20.00 ± 10'
CUT & PLUG
AFTER NEW MAIN (PHASE 1)
HAS BEEN ACCEPTED
OPEN VALVE
RECONNECT AFTER NEW MAIN
(PHASE 1) HAS BEEN ACCEPTED

②
BY CONTRACTOR
FURNISH AND INSTALL
STA 1+20.00 ± 10'
BEGIN INSTALLATION
OF 16" CLASS 305 PIPE WHERE
EX 16" AC PIPE BEGINS

③
BY CONTRACTOR
FURNISH AND INSTALL
STA 1+54.12
1- 16" X 6" TEE (MJ, MJ, F)
1- 6" FH ASSY & MARKER

④
BY CONTRACTOR
FURNISH AND INSTALL
STA 4+22.13
1- 16" X 6" TEE (MJ, MJ, F)
1- 6" FH ASSY & MARKER

⑤
BY CITY FORCES
AHD OF CONTRACTOR
STA 6+18.84
CUT & PLUG:
EX 12" AC WTR, 50' ±, LT
EX 12" AC WTR, 30' ±, RT

⑥
BY CONTRACTOR
FURNISH AND INSTALL
STA 6+18.84
1- 16" X 12" CROSS (MJ, F, F, F)
1- 16" BUTTERFLY VALVE (F, MJ), AHD
2- 12" GATE VALVES (F, MJ), LT, RT
50' - 12" PIPE, 50' ±, LT
30' - 12" PIPE, 30' ±, RT

⑦
BY CITY FORCES
AHD OF CONTRACTOR
STA 8+73.69
CUT & PLUG:
EX 8" AC WTR, 30' ±, RT
EX 16" AC WTR, 10' ±, AHD

RECONNECT AFTER NEW MAIN
(PHASE 1) HAS BEEN ACCEPTED
AFTER NEW MAIN (PHASE 1)
HAS BEEN ACCEPTED
CLOSE VALVE, AHD
AFTER NEW MAIN (PHASE 2)
HAS BEEN ACCEPTED
OPEN VALVE, AHD

⑧
BY CONTRACTOR
FURNISH AND INSTALL
STA 8+73.69
1- 16" X 8" TEE (MJ, F, F)
1- 16" BUTTERFLY VALVE (F, MJ), AHD
1- 8" GATE VALVE (F, MJ), RT
30' - 8" PIPE, 30' ±, RT

CONTRACTOR'S NOTE:
USE EXTREME CAUTION WHEN WORKING DUE TO
LOW OVERHEAD UTILITY LINES.

FROM STA 8+73.69 TO 12+28.68
USE HIGH DEFLECTION COUPLINGS

CLAIREMONT MESA E IMPROV 1
ARMSTRONG ST
SALIZAR ST TO NO BATISTA ST

CITY OF SAN DIEGO, CALIFORNIA
ENGINEERING & CAPITAL PROJECTS DEPARTMENT
SHEET 14 OF 42 SHEETS



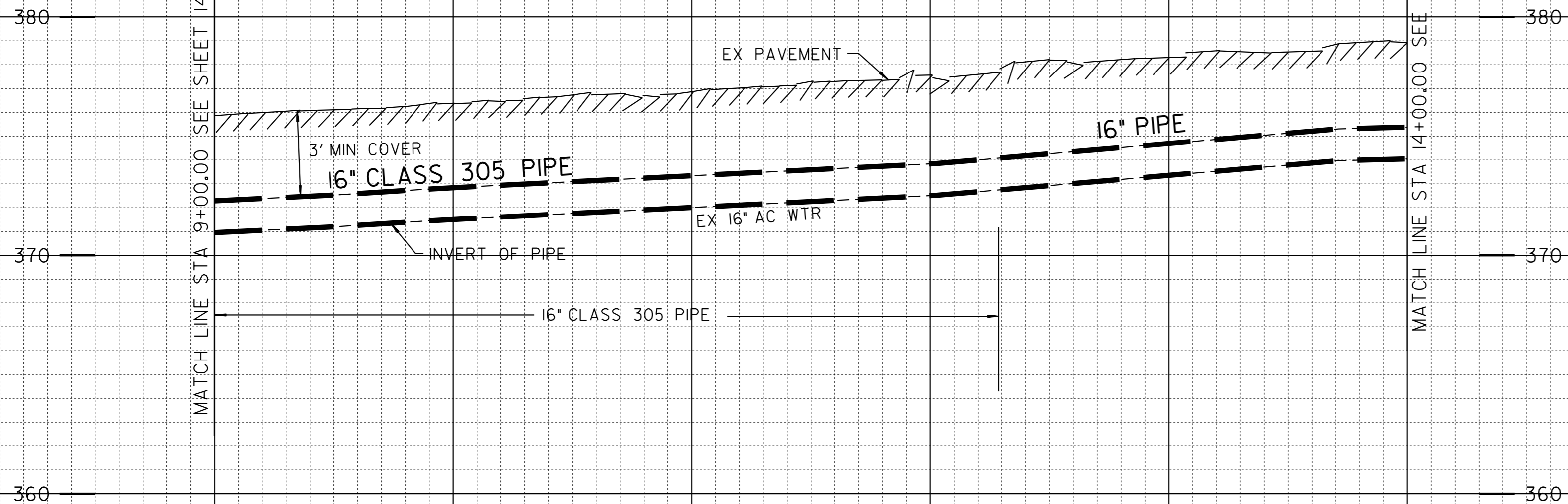
APPROVED FOR CITY ENGINEER	DATE	02/22/2021
SHEILA BOSE	PROJECT ENGINEER	C59403
DESCRIPTION	BY	APPROVED
ORIGINAL	DA	2/22/21
DATE FILMED		
PROJECT MANAGER		
JAIMÉ RAMOS-BANUELOS		
PROJECT ENGINEER		
DAKOTA ADELPHIA		
237-1719		
CCS27 COORDINATE		
6280949, 1877450		
CCS88 COORDINATE		
41475-14-D		

CONTRACTOR INSPECTOR

NTP DATE
NOC DATE

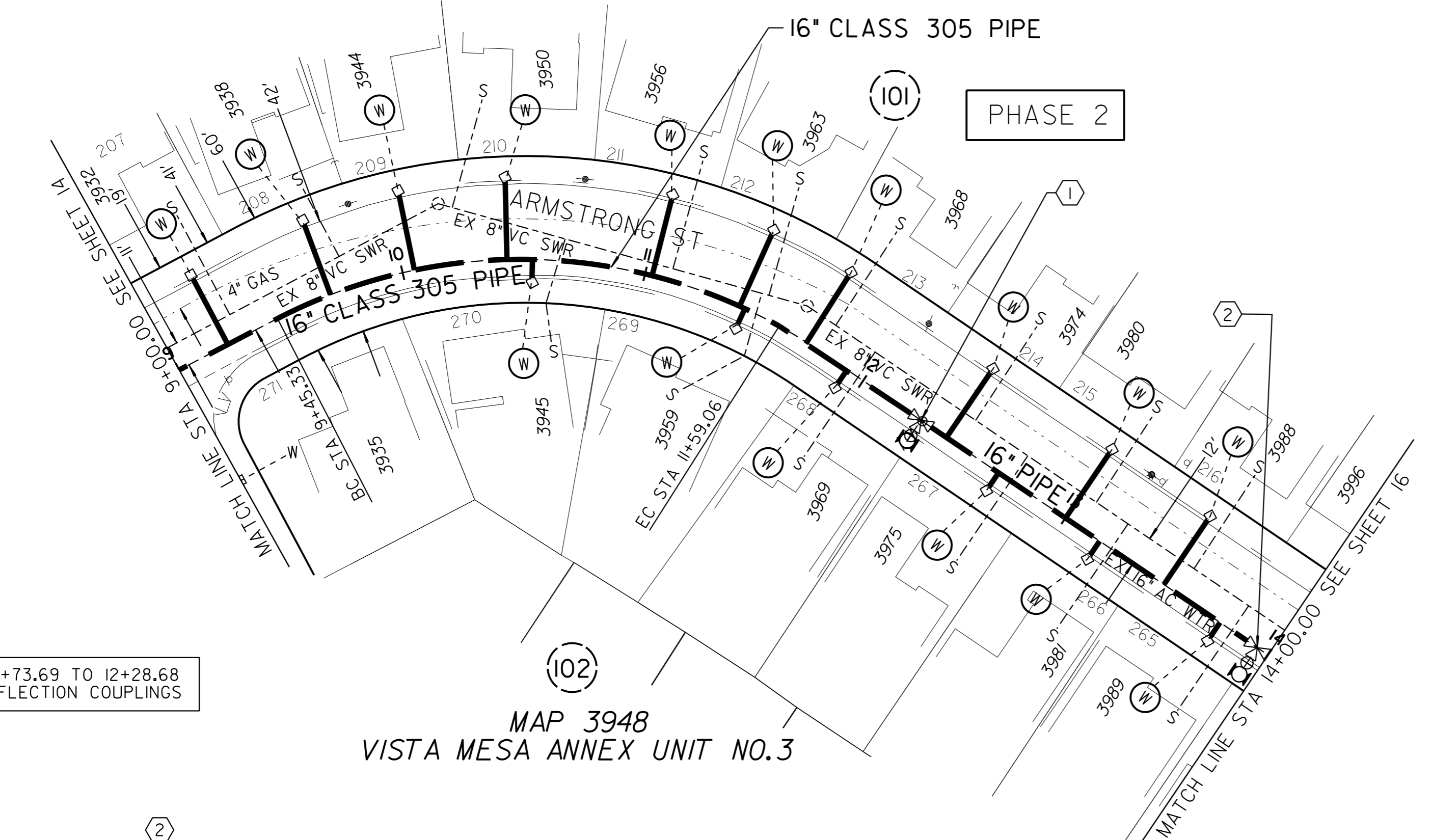
ARMSTRONG ST

ARMSTRONG ST



SCALE
 1"=40' HORIZ.
 1"=4' VERT.

9+00 10+00 11+00 12+00 13+00 14+00



FROM STA 8+73.69 TO 12+28.68
 USE HIGH DEFLECTION COUPLINGS

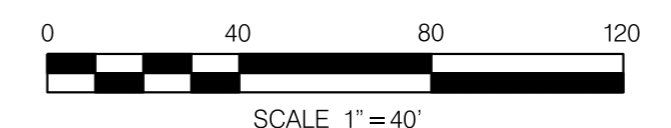
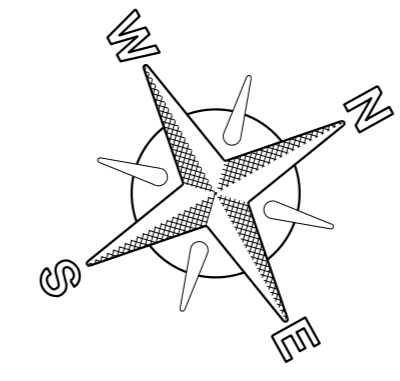
- ① BY CONTRACTOR FURNISH AND INSTALL
 STA 12+28.68
 1- 16" X 6" TEE (MJ, MJ, F)
 1- 6" FH ASSY & MARKER
- ② BY CONTRACTOR FURNISH AND INSTALL
 STA 13+94.64
 1- 16" X 6" TEE (MJ, MJ, F)
 1- 6" FH ASSY & MARKER

CONTRACTOR'S NOTE:
 USE EXTREME CAUTION WHEN WORKING DUE TO
 LOW OVERHEAD UTILITY LINES.

CONTRACTORS NOTES:
 LIMITS OF HIGHLINING APPROXIMATELY FROM
 STA. 9+00.00 TO STA. 14+00.00 SHALL BE HIGHLINED
 BY THE CONTRACTOR PRIOR TO CONSTRUCTION.

REFERENCE:
 WATER: 5192-D, 5193-D
 SEWER: 5192-D, 5193-D
 STORM DRAIN: NONE
 GAS: 15900-119120, 15900-119125
 ELECTRIC: 15900-119120, 15900-119125
 CABLE TV: NONE
 TELEPHONE: NONE
 IMPROVEMENTS:
 100' SCALE/FIELD BOOK: G135
 HGL: 559 NORTHWEST MESA


RETIREMENTS:
 16" - AC - 500' - 1958
 FH (2-PORT) - 1 - 1958
 1" SERVICE - 16 - COPPER - 1958



C-13

CLAIREMONT MESA E IMPROV 1
 ARMSTRONG ST
 SO SALERNO ST TO WO ASHFORD ST

CITY OF SAN DIEGO, CALIFORNIA ENGINEERING & CAPITAL PROJECTS DEPARTMENT SHEET 15 OF 42 SHEETS		WATER WBS B-18200 SEWER WBS B-18202
APPROVED: <i>Sheila P. Bose</i> FOR CITY ENGINEER SHEILA BOSE PRINT NAME	DATE 02/22/2021 RCE# C59403	DESIGNED BY: JAIME RAMOS-BANUELOS PROJECT MANAGER CHECKED BY: DAKOTA ADELPHIA PROJECT ENGINEER
DESCRIPTION ORIGINAL	BY DA	APPROVED <i>Boe</i>
		DATE 2/22/21
		FILMED
		237-1719 CCS27 COORDINATE
		6280953, 1877721 CCS83 COORDINATE
CONTRACTOR	NTP DATE	41475-15-D
INSPECTOR	NOC DATE	



ARMSTRONG ST

ARMSTRONG ST

390

380

370

390

380

370

MATCH LINE STA 14+00.00 SEE SHEET 15

14+00

15+00

16+00

17+00

18+00

19+00

20+00

21+00

22+00

MATCH LINE STA 14+00.00 SEE SHEET 15

②

BY CITY FORCES
AHD OF CONTRACTOR
STA 18+78.37 = STA 1+00.00
SEE SHEET 21
CUT & PLUG:
EX 16" AC WTR, 40'±, LT
EX 8" AC WTR, 35'±, RT
RECONNECT AFTER NEW MAIN
(PHASE 2) HAS BEEN ACCEPTED

③

BY CONTRACTOR
FURNISH AND INSTALL
STA 18+78.37
1- 16" CROSS (M.J, F, F, F)
1- 16" BUTTERFLY VALVES (F), AHD, RT
1- 16" BUTTERFLY VALVE (F, MJ), LT
2- 16" X 8" REDUCERS, AHD, RT
40' - 16" PIPE, 40'±, LT
35' - 8" PIPE, 35'±, RT

④

BY CONTRACTOR
FURNISH AND INSTALL
STA 21+09.29
1- 8" 45° BEND (MJ)

⑤

BY CONTRACTOR
FURNISH AND INSTALL
STA 21+56.73
1- 8" 45° BEND (MJ)

⑥

BY CONTRACTOR
FURNISH AND INSTALL
STA 22+01.66
1- 8" X 6" TEE (F, MJ, F)
1- 6" FH ASSY & MARKER
1- 8" GATE VALVE, BK

⑦

BY CITY FORCES
AHD OF CONTRACTOR
STA 22+08.83
CUT & PLUG:
EX 8" AC WTR
RECONNECT AFTER NEW MAIN
(PHASE 2) HAS BEEN ACCEPTED

PHASE 2

MAP 3948
VISTA MESA ANNEX NO. 3

EX 16" AC WTR
EX 30" SCRW WTR
16" PIPE INCLUDED
IN THIS CONTRACT
SEE SHEET 21 (PHASE 4)

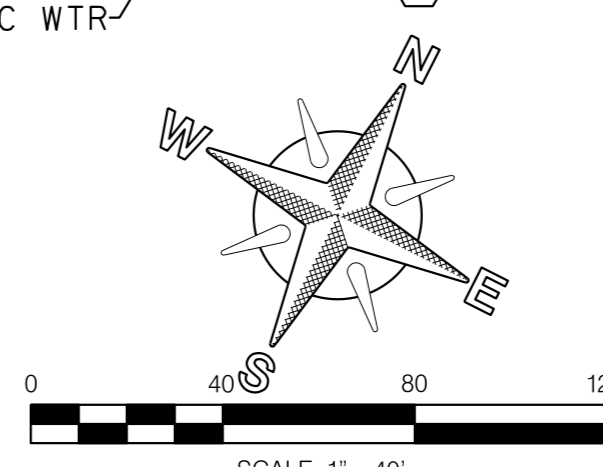
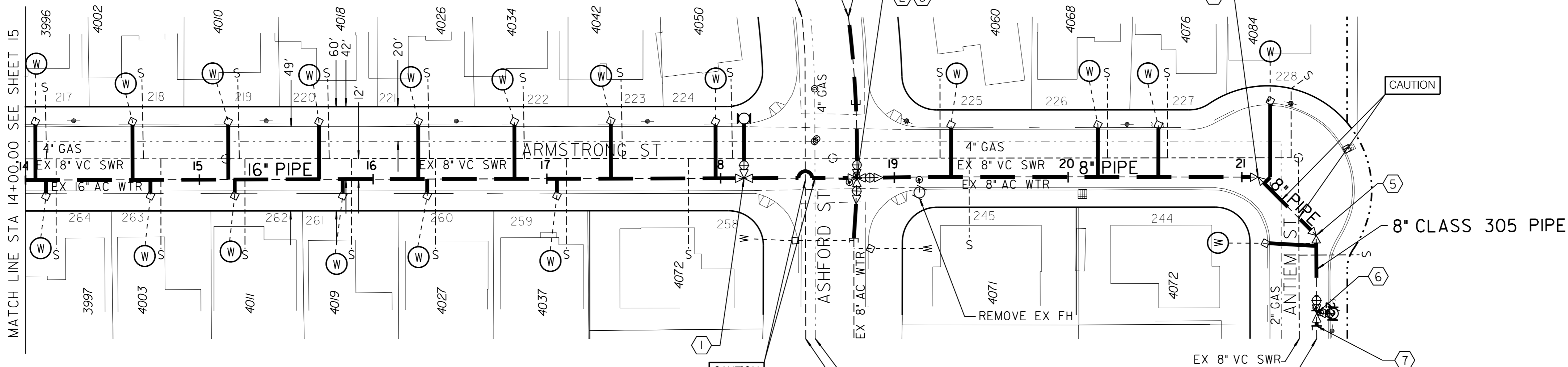
CONTRACTOR'S NOTE:
USE EXTREME CAUTION WHEN WORKING DUE TO
LOW OVERHEAD UTILITY LINES.

CONTRACTOR'S NOTES:
LIMITS OF HIGHLINING APPROXIMATELY FROM
STA. 14+00.00 TO STA. 22+08.83 SHALL BE HIGHLINED
BY THE CONTRACTOR PRIOR TO CONSTRUCTION.

REFERENCE:
WATER: 5191-D, 5192-D, 15485-12-D
SEWER: 5191-D, 5192-D, 15485-12-D
STORM DRAIN: NONE
GAS: 15900-119125, 15907-119125
ELECTRIC: 15900-119125, 15907-119125
CABLE TV: NONE
TELEPHONE: NONE
IMPROVEMENTS:
100' SCALE/FIELD BOOK: G135
HGL: 559 NORTHWEST MESA

RETIREMENTS:
8" - AC - 365.46' - 1958
16" - AC - 478.37' - 1958
FH (2-PORT) - 2 - 1958
1" SERVICE - 19 - COPPER - 1958


SCALE
1"=40' HORIZ.
1"=4' VERT.



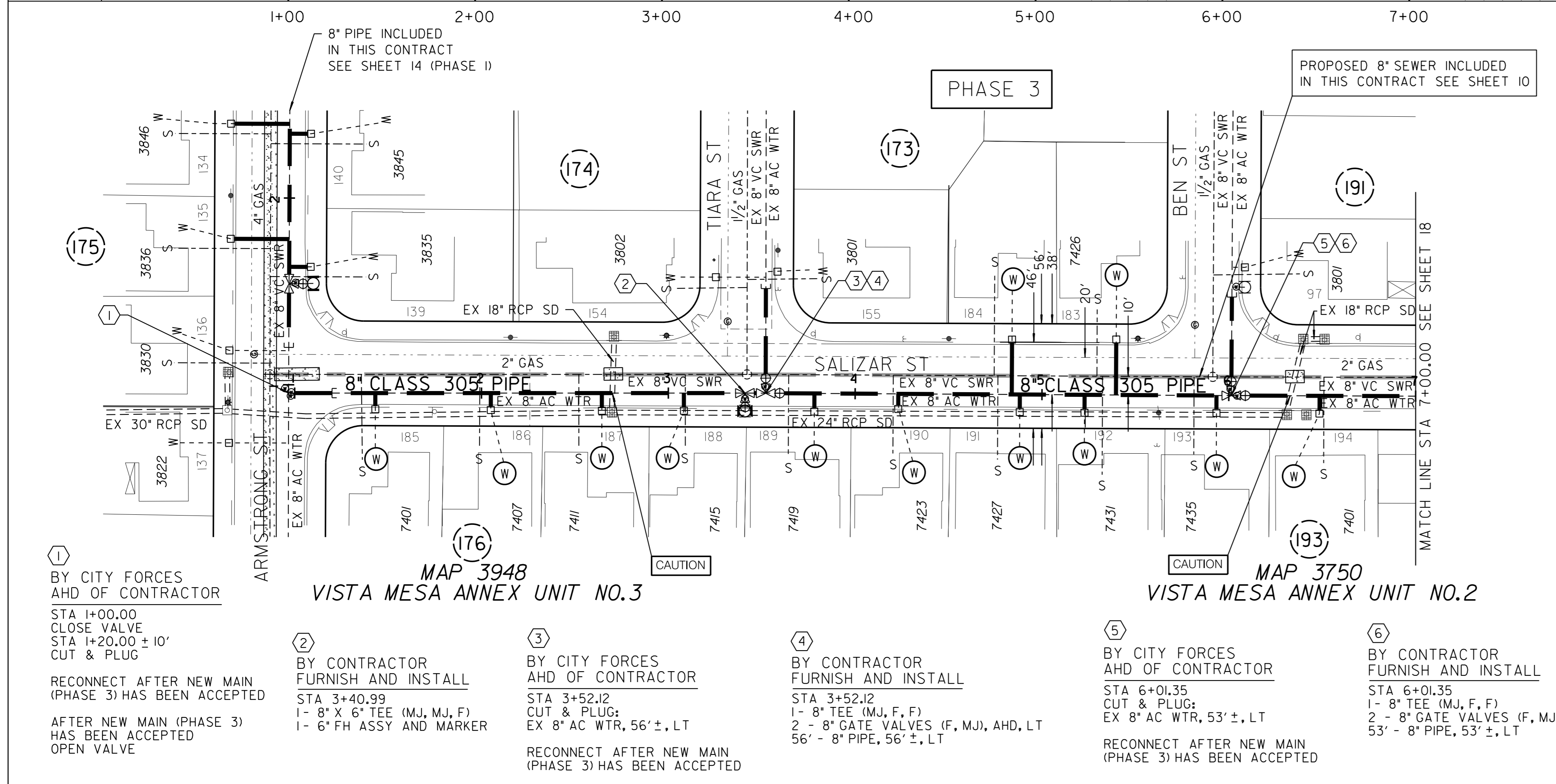
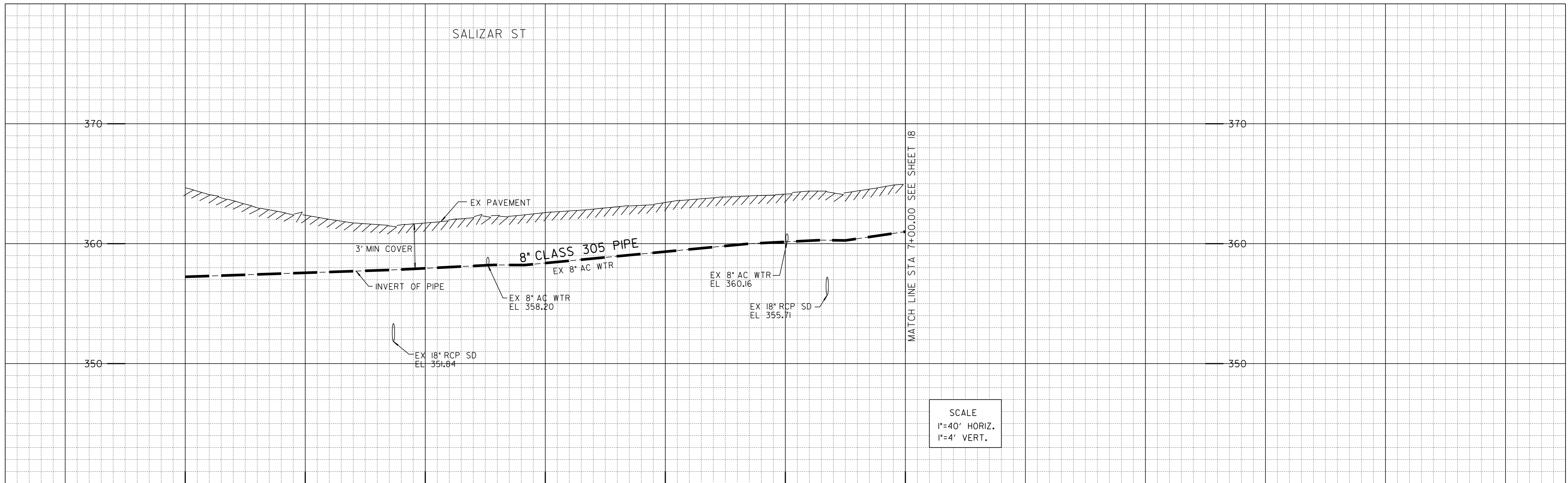
C-14

CLAIREMONT MESA E IMPROV 1
ARMSTRONG ST
WO ASHFORD ST TO ANTIEM ST

CITY OF SAN DIEGO, CALIFORNIA ENGINEERING & CAPITAL PROJECTS DEPARTMENT SHEET 16 OF 42 SHEETS		WATER WBS B-18200 SEWER WBS B-18202
APPROVED FOR CITY ENGINEER SHEILA BOSE PRINTED NAME	DATE 02/22/2021 RCE# C59403	DESIGNED BY JAIME RAMOS-BANUELOS PROJECT MANAGER DOROTA ADELPHIA PROJECT ENGINEER
DESCRIPTION ORIGINAL	BY DA	APPROVED DATE FILMED 2/22/21
6281703, 1878297 CCS83 COORDINATE		237-1720 CCS27 COORDINATE
CONTRACTOR INSPECTOR		NTP DATE NOC DATE
		41475-16-D



ARMSTRONG ST




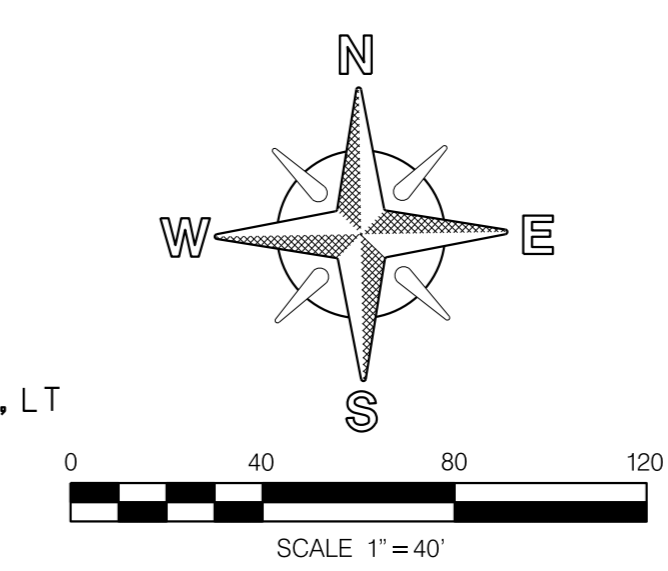
CONTRACTOR'S NOTE:
USE EXTREME CAUTION WHEN WORKING DUE TO LOW OVERHEAD UTILITY LINES.

CONTRACTORS NOTES:
LIMITS OF HIGHLINING APPROXIMATELY FROM STA. 1+00.00 TO STA. 7+00.00 SHALL BE HIGHLINED BY THE CONTRACTOR PRIOR TO CONSTRUCTION.

REFERENCE:
WATER: 4488-D, 4489-D, 4490-D, 4492-D, 33704-4I-D
SEWER: 4488-D, 4489-D, 4490-D, 4492-D, 33704-4I-D
STORM DRAIN: 4488-D, 4489-D, 4490-D, 4492-D, 33704-4I-D
GAS: 15900-11910, 15900-11915
ELECTRIC: 15900-11910, 15900-11915
CABLE TV: NONE
TELEPHONE: NONE
IMPROVEMENTS:
100' SCALE/FIELD BOOK: G135
HGL: 559 NORTHWEST MESA

RETIREMENTS:
8" - AC - 709' - 1957
FH (2-PORT) - 1 - 1957
1" SERVICE - 12 - COPPER - 1957

- ① BY CITY FORCES AHD OF CONTRACTOR
STA 1+00.00
CLOSE VALVE
STA 1+20.00 ± 10'
CUT & PLUG
RECONNECT AFTER NEW MAIN (PHASE 3) HAS BEEN ACCEPTED
AFTER NEW MAIN (PHASE 3) HAS BEEN ACCEPTED
OPEN VALVE
- ② BY CONTRACTOR FURNISH AND INSTALL
STA 3+40.99
1- 8" X 6" TEE (MJ, MJ, F)
1- 6" FH ASSY AND MARKER
- ③ BY CITY FORCES AHD OF CONTRACTOR
STA 3+52.12
CUT & PLUG:
EX 8" AC WTR, 56' ±, LT
RECONNECT AFTER NEW MAIN (PHASE 3) HAS BEEN ACCEPTED
- ④ BY CONTRACTOR FURNISH AND INSTALL
STA 3+52.12
1- 8" TEE (MJ, F, F)
2- 8" GATE VALVES (F, MJ), AHD, LT
56' - 8" PIPE, 56' ±, LT
- ⑤ BY CITY FORCES AHD OF CONTRACTOR
STA 6+01.35
CUT & PLUG:
EX 8" AC WTR, 53' ±, LT
RECONNECT AFTER NEW MAIN (PHASE 3) HAS BEEN ACCEPTED
- ⑥ BY CONTRACTOR FURNISH AND INSTALL
STA 6+01.35
1- 8" TEE (MJ, F, F)
2- 8" GATE VALVES (F, MJ), AHD, LT
53' - 8" PIPE, 53' ±, LT



CLAIREMONT MESA E IMPROV 1			
SALIZAR ST			
ARMSTRONG ST TO EO BEN ST			
CITY OF SAN DIEGO, CALIFORNIA ENGINEERING & CAPITAL PROJECTS DEPARTMENT SHEET 17 OF 42 SHEETS		WATER WBS B-18200 SEWER WBS B-18202	
APPROVED: FOR CITY ENGINEER SHEILA BOSE PRINTED NAME	DATE 02/22/2021 C59403	DRAWN BY JAIMIE RAMOS-BANUELOS PROJECT MANAGER DAKOTA ADELPHIA PROJECT ENGINEER	
DESCRIPTION ORIGINAL	BY DA	APPROVED Boe	DATE FILMED 2/22/21
6281190, 1876935 CCS88 COORDINATE		236-1719 CCS27 COORDINATE	
CONTRACTOR INSPECTOR		NTP DATE NOC DATE	
		41475-17-D	

C-15

SALIZAR ST

SALIZAR ST

390

380

370

360

MATCH LINE STA 7+00.00 SEE SHEET 17

7+00

8+00

9+00

10+00

11+00

12+00

13+00

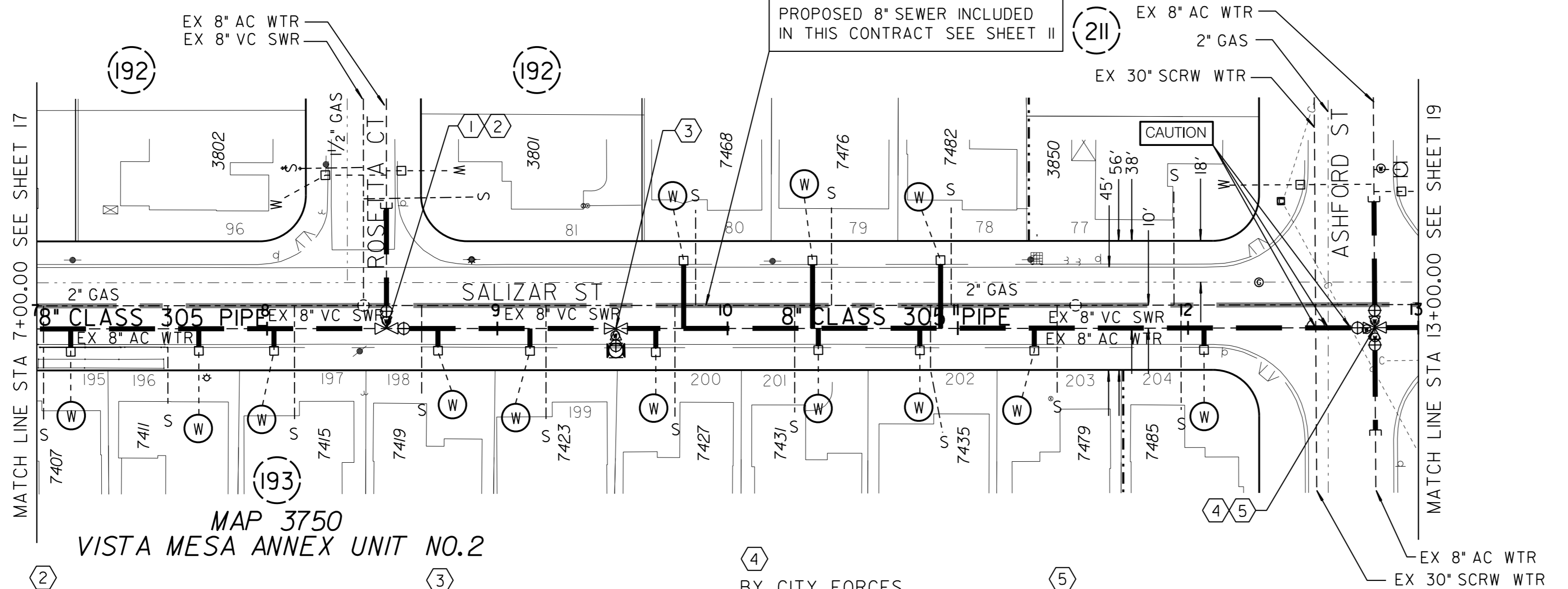
390

380

370

360

MATCH LINE STA 13+00.00 SEE SHEET 19



PHASE 3

CONTRACTOR'S NOTE:
USE EXTREME CAUTION WHEN WORKING DUE TO
LOW OVERHEAD UTILITY LINES.

CONTRACTOR'S NOTES:
LIMITS OF HIGHLINING APPROXIMATELY FROM
STA. 7+00.00 TO STA. 13+00.00 SHALL BE HIGHLINED
BY THE CONTRACTOR PRIOR TO CONSTRUCTION.

REFERENCE:
WATER: 4482-D, 4483-D, 4491-D, 4492-D
SEWER: 4482-D, 4483-D, 4491-D, 4492-D
STORM DRAIN: NONE
GAS: 15907-119110
ELECTRIC: 15907-119110
CABLE TV: AT&T B3
TELEPHONE:
IMPROVEMENTS:
100' SCALE/FIELD BOOK: G135
HGL: 559 NORTHWEST MESA

RETIREMENTS:
8" - AC - 75' - 1957
FH (2-PORT) - 1 - 1957
1" SERVICE - 13 - COPPER - 1957

SCALE
1"=40' HORIZ.
1"=4' VERT.

MAP 3750
VISTA MESA ANNEX UNIT NO.2


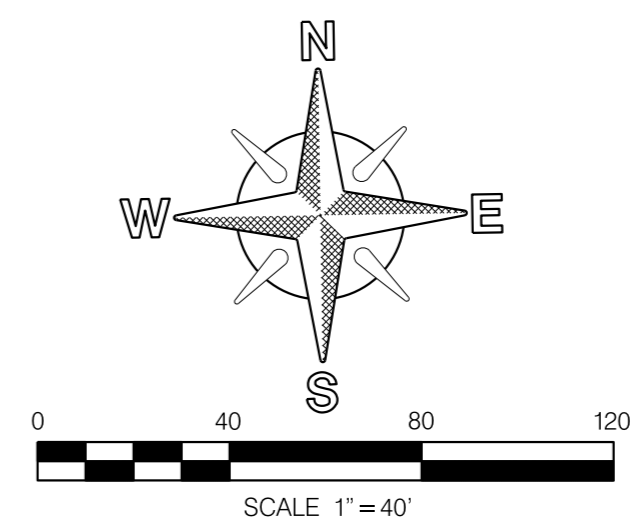
①
BY CITY FORCES
AHD OF CONTRACTOR
STA 8+51.87
CUT & PLUG:
EX 8" AC WTR, 52' ±, LT
RECONNECT AFTER NEW MAIN
(PHASE 3) HAS BEEN ACCEPTED

②
BY CONTRACTOR
FURNISH AND INSTALL
STA 8+51.87
1- 8" TEE (M,J, F, F)
2 - 8" GATE VALVES (F, M,J), AHD, LT
52' - 8" PIPE, 52' ±, LT

③
BY CONTRACTOR
FURNISH AND INSTALL
STA 9+51.50
1- 8" X 6" TEE (M,J, M,J, F)
1- 6" FH ASSY AND MARKER

④
BY CITY FORCES
AHD OF CONTRACTOR
STA 12+81.10
CUT & PLUG:
EX 8" AC WTR, 55' ±, LT
EX 8" AC WTR, 44' ±, RT
RECONNECT AFTER NEW MAIN
(PHASE 3) HAS BEEN ACCEPTED

⑤
BY CONTRACTOR
FURNISH AND INSTALL
STA 12+81.10
1- 8" CROSS (F, M,J, F, F)
3 - 8" GATE VALVES (F, M,J), BK, LT, RT
55' - 8" PIPE, 55' ±, LT
44' - 8" PIPE, 44' ±, RT

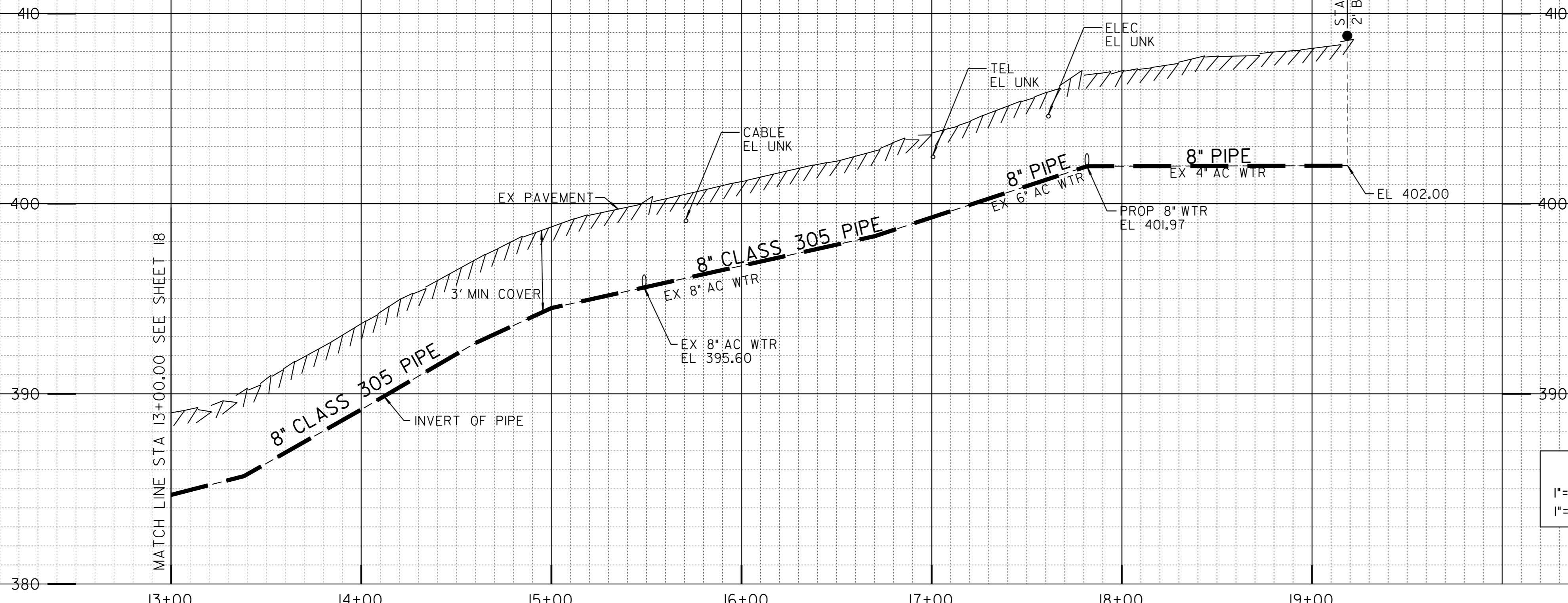


CLAIREMONT MESA E IMPROV 1 SALIZAR ST WO ROSETTA CT TO ASHFORD ST			
CITY OF SAN DIEGO, CALIFORNIA ENGINEERING & CAPITAL PROJECTS DEPARTMENT SHEET 18 OF 42 SHEETS		WATER WBS B-18200 SEWER WBS B-18202	
APPROVED FOR CITY ENGINEER SHEILA BOSE PRINTED NAME	DATE 02/22/2021 DATE	PROJECT ENGINEER DAKOTA ADELPHIA PROJECT ENGINEER	PROJECT MANAGER JAIME RAMOS-BANUELOS PROJECT MANAGER
DESCRIPTION	BY	APPROVED	DATE FILMED
ORIGINAL	DA	Boe	2/22/21
6281693, 1876924 CCS27 COORDINATE		236-1720 CCS27 COORDINATE	
CONTRACTOR INSPECTOR		NTP DATE NOV DATE	
		41475-18-D	

C-16

SALIZAR ST

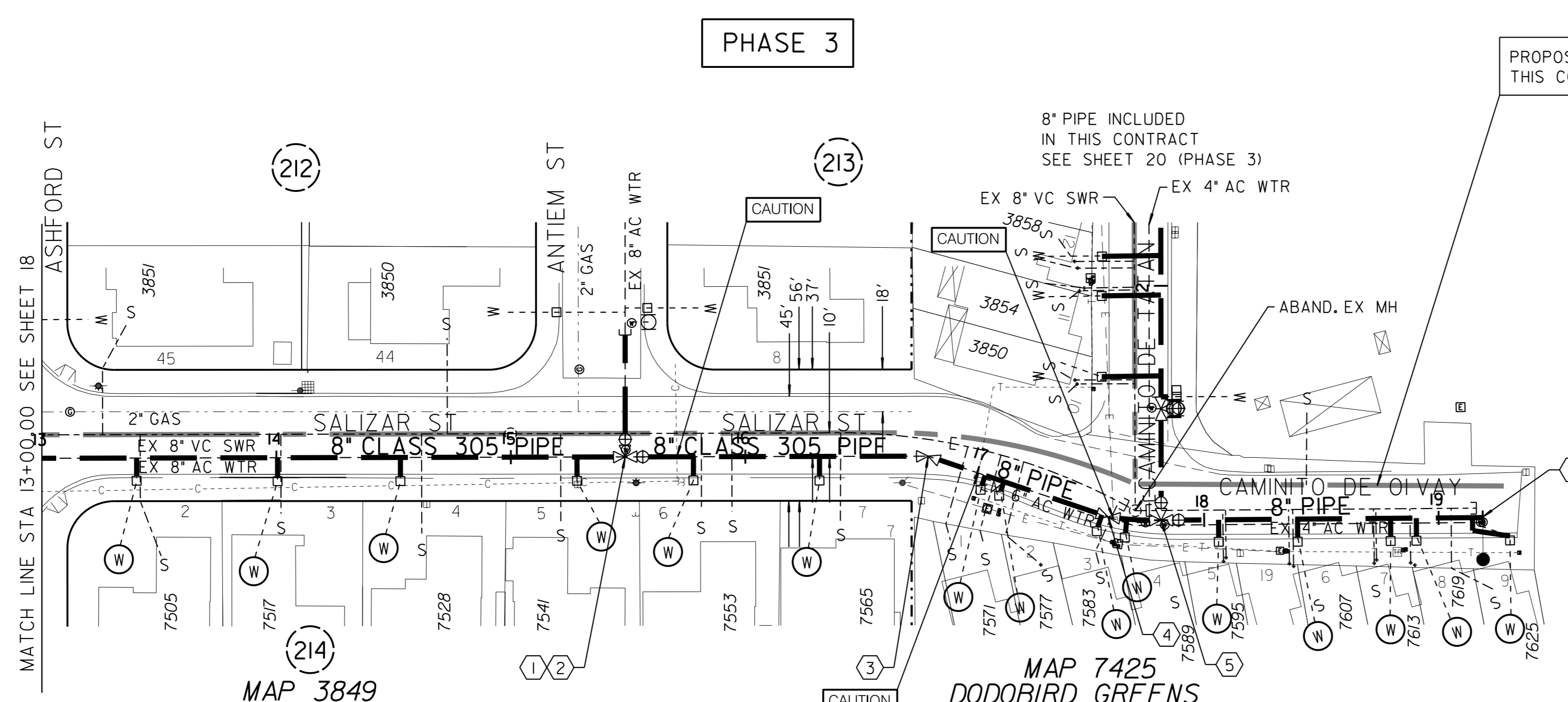
SALIZAR ST CAMINITO DE OIVAY



SCALE
1"=40' HORIZ.
1"=4' VERT.

REFERENCE:
WATER: 4483-D, 4484-D, 15138-I-D, 15485-II-D
SEWER: 4483-D, 4484-D, 15138-I-D, 15485-II-D
STORM DRAIN: NONE
GAS: 15907-11910, 15915-11910
ELECTRIC: 15907-11910, 15915-11910
CABLE TV: AT&T B3/B4
TELEPHONE: CHARTER
IMPROVEMENTS:
100' SCALE/FIELD BOOK: G135
HGL: 559 NORTHWEST MESA

RETIREMENTS:
4" - AC - 137.17' - 1972
6" - AC - 111.32' - 1972
8" - AC - 422.89' - 1957
1" SERVICE - 6 - COPPER - 1957
1" SERVICE - 9 - COPPER - 1972



PHASE 3

PROPOSED 8" SEWER INCLUDED IN THIS CONTRACT SEE SHEETS 12 & 13

8" PIPE INCLUDED IN THIS CONTRACT SEE SHEET 20 (PHASE 3)

(5) BY CONTRACTOR FURNISH AND INSTALL
STA 17+81.64
1- 8" TEE (MJ, F, F)
2- 8" GATE VALVES (F, MJ), AHD, LT EC

(6) BY CONTRACTOR FURNISH AND INSTALL
STA 19+18.81
1- 2" BLOW-OFF ASSY PER SDW-106 FOR DEAD-END MAINS

(1) BY CITY FORCES AHD OF CONTRACTOR
STA 15+48.77
CUT & PLUG:
EX 8" AC WTR, 52' ±, LT
RECONNECT AFTER NEW MAIN (PHASE 3) HAS BEEN ACCEPTED


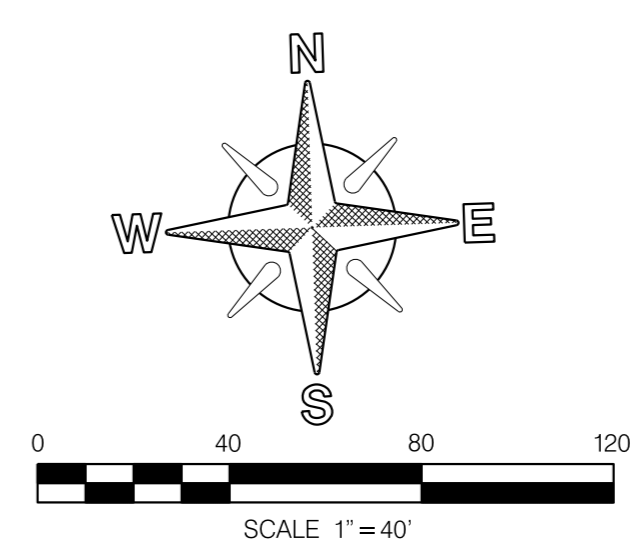
(2) BY CONTRACTOR FURNISH AND INSTALL
STA 15+48.77
1- 8" TEE (MJ, F, F)
2- 8" GATE VALVES (F, MJ), AHD, LT
52' - 8" PIPE, 52' ±, LT

(3) BY CONTRACTOR FURNISH AND INSTALL
STA 16+78.00
1- 8" 22 1/2" BEND (MJ)

(4) BY CONTRACTOR FURNISH AND INSTALL
STA 17+58.97
1- 8" 11/4" BEND (MJ)
BC

CONTRACTOR'S NOTE:
USE EXTREME CAUTION WHEN WORKING DUE TO LOW OVERHEAD UTILITY LINES.

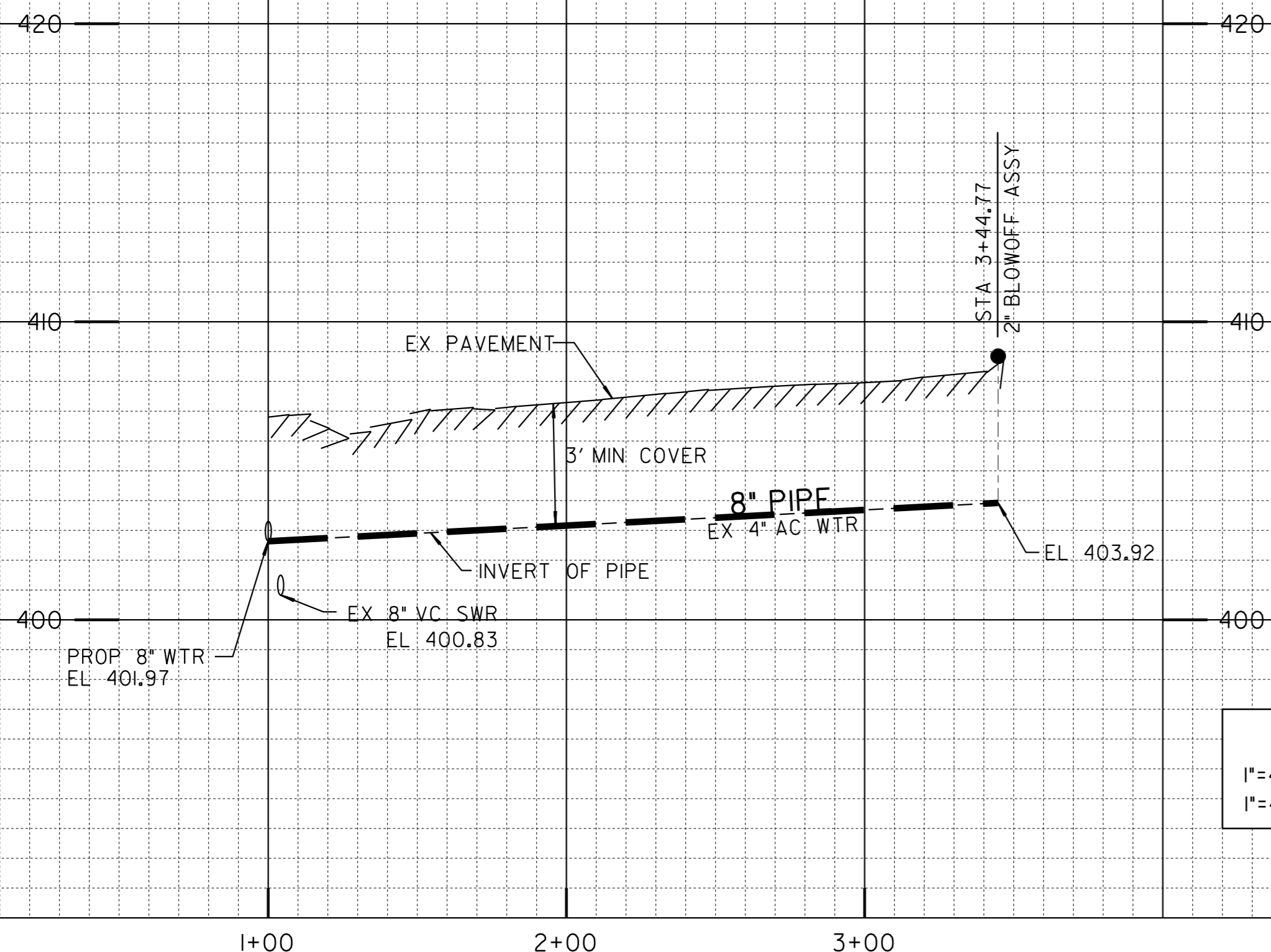
CONTRACTORS NOTES:
LIMITS OF HIGHLINING APPROXIMATELY FROM STA. 13+00.00 TO STA. 19+18.81 SHALL BE HIGHLINED BY THE CONTRACTOR PRIOR TO CONSTRUCTION.



CLAIEMONT MESA E IMPROV 1 SALIZAR ST / CAMINITO DE OIVAY ASHFORD ST TO ANTIEM ST ANTIEM ST TO EO CAMINITO DE TATAN			
CITY OF SAN DIEGO, CALIFORNIA ENGINEERING & CAPITAL PROJECTS DEPARTMENT SHEET 19 OF 42 SHEETS		WATER WBS B-18200 SEWER WBS B-18202	
APPROVED: <i>Sheila Bose</i> FOR CITY ENGINEER SHEILA BOSE PRINTED NAME	DATE: 02/22/2021 RCE#: C59403	DESIGNED BY: JAIME RAMOS-BANUELOS PROJECT MANAGER CHECKED BY: DAKOTA ADELPHIA PROJECT ENGINEER	
ORIGINAL	BY: <i>Boe</i>	DATE FILMED: 2/22/21	
6282124, 1876914 CCS27 COORDINATE		236-1720 CCS27 COORDINATE	
CONTRACTOR INSPECTOR: _____		NTP DATE: _____ NOC DATE: _____	
41475-19-D		C-17	

SALIZAR ST / CAMINITO DE OIVAY

CAMINITO DE TATAN



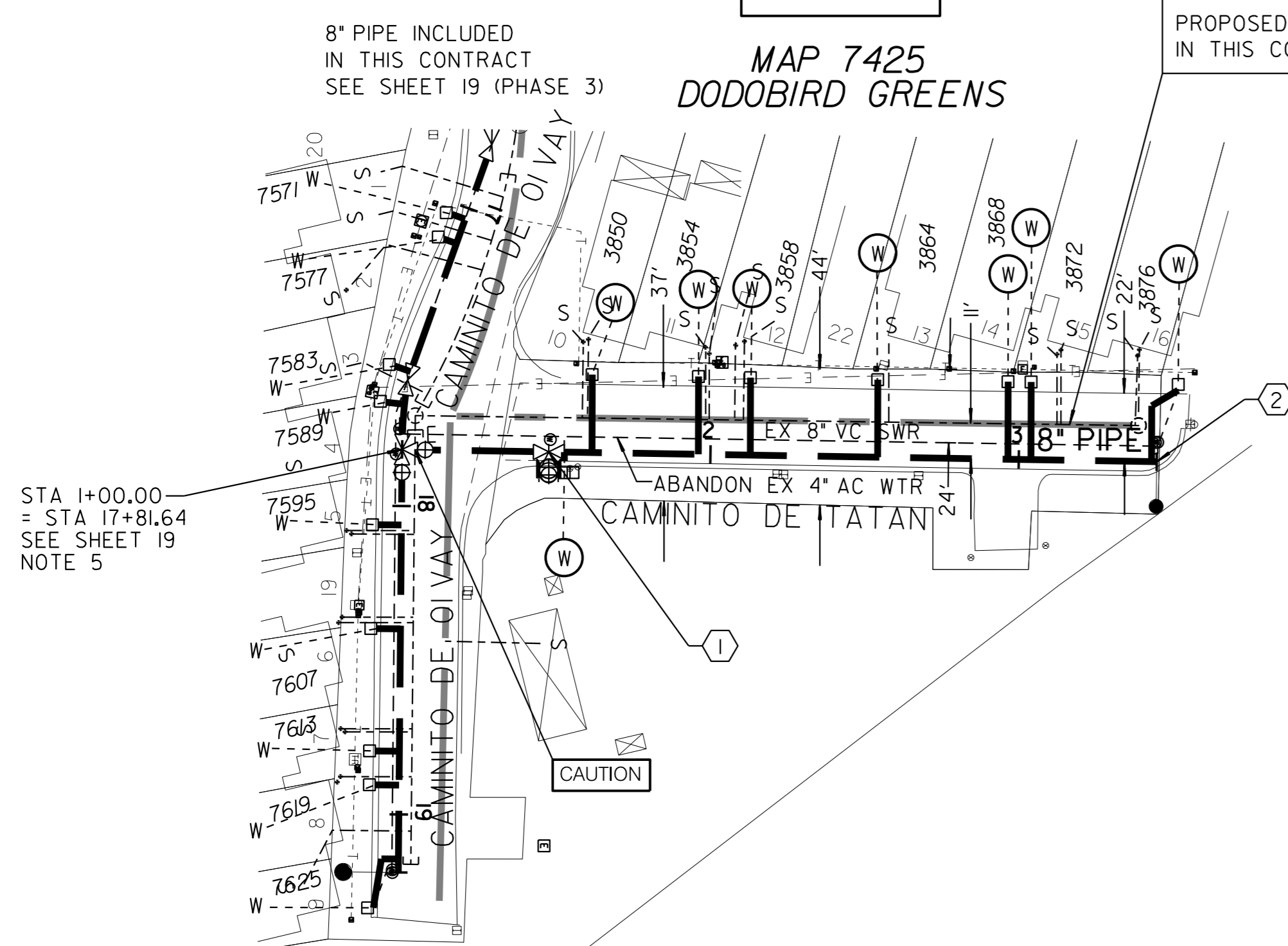
SCALE
1"=40' HORIZ.
1"=4' VERT.

CONTRACTORS NOTES:
LIMITS OF HIGHLINING APPROXIMATELY FROM STA. 1+00.00 TO STA. 3+44.77 SHALL BE HIGHLINED BY THE CONTRACTOR PRIOR TO CONSTRUCTION.


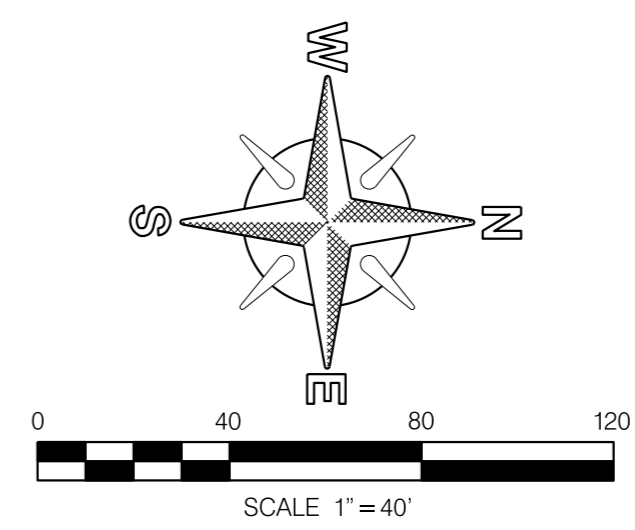
REFERENCE:
WATER: 15138-1-D
SEWER: 15138-1-D
STORM DRAIN: NONE
GAS: 15915-11915, 15915-119110
ELECTRIC: 15915-11915, 15915-119110
CABLE TV: AT&T B3/B4
TELEPHONE: CHARTER
IMPROVEMENTS:
100' SCALE/FIELD BOOK: G135
HGL: 559 NORTHWEST MESA

RETIREMENTS:
4" - AC - 244.78' - 1972
FH (2-PORT) - 1 - 1972
1" SERVICE - 8 - COPPER - 1972

PHASE 3
MAP 7425
DODOBIRD GREENS



- ① BY CONTRACTOR FURNISH AND INSTALL
STA 1+47.52
1- 8" X 6" TEE (M.J, M.J, F)
1- 6" FH ASSY AND MARKER
- ② BY CONTRACTOR FURNISH AND INSTALL
STA 3+44.77
1- 2" BLOW-OFF ASSY
PER SDW-106 FOR DEAD-END MAINS

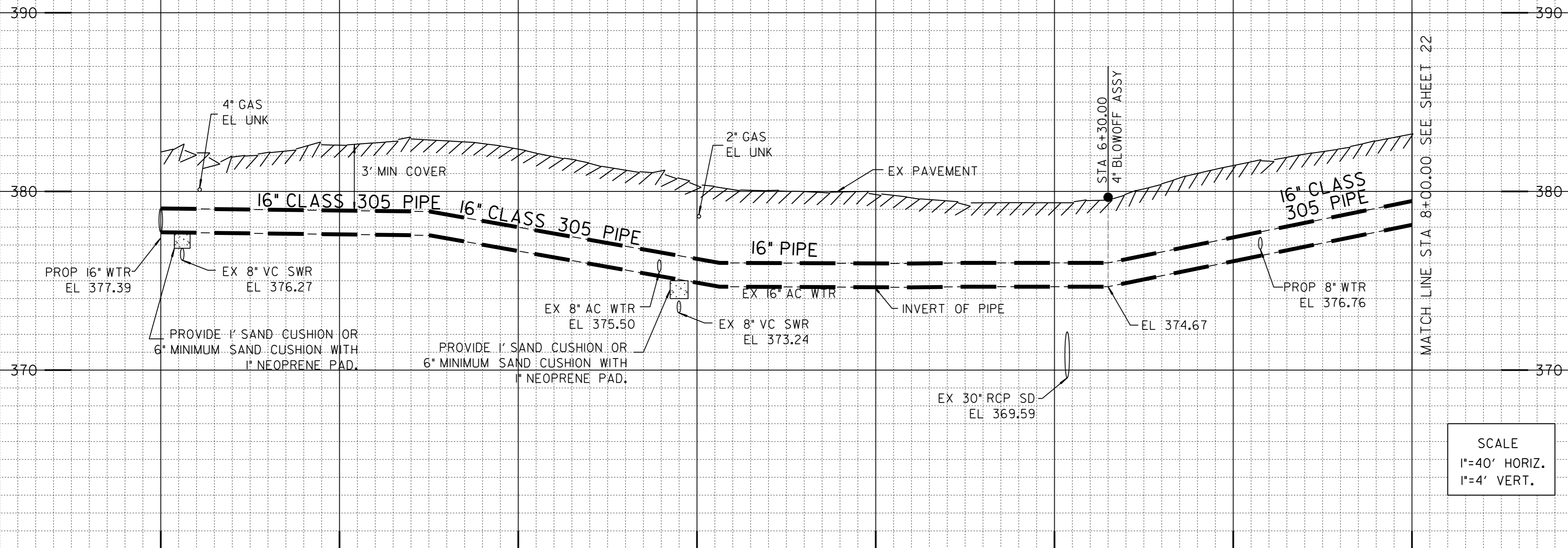


CLAIREMONT MESA E IMPROV 1			
CAMINITO DE TATAN			
CUL-DE-SAC TO CAMINITO DE OIVAY			
CITY OF SAN DIEGO, CALIFORNIA ENGINEERING & CAPITAL PROJECTS DEPARTMENT SHEET 20 OF 42 SHEETS		WATER WBS B-18200 SEWER WBS B-18202	
APPROVED: <i>Sheila Bose</i> FOR CITY ENGINEER SHEILA BOSE PRINT NAME	DATE 02/22/2021 DATE C59403 RCE#	SUBMITTED BY JAIME RAMOS-BANUELOS PROJECT MANAGER	
DESCRIPTION	BY	APPROVED	DATE FILED
ORIGINAL	DA	<i>Sheila Bose</i>	2/22/21
		CHECKED BY DAKOTA ADELPHIA PROJECT ENGINEER	
		236-1721 CCS27 COORDINATE	
		6282623, 1876939 CCS83 COORDINATE	
CONTRACTOR		NTP DATE	
INSPECTOR		NOC DATE	
41475-20-D			

C-18

CAMINITO DE TATAN

ASHFORD ST



SCALE
1"=40' HORIZ.
1"=4' VERT.

- ① BY CITY FORCES
AHD OF CONTRACTOR
STA 1+00.00 = STA 18+78.38
SEE SHEET 16
CLOSE VALVE, AHD
AFTER NEW MAIN (PHASE 4)
HAS BEEN ACCEPTED
OPEN VALVE, AHD
BC
- ② BY CITY FORCES
AHD OF CONTRACTOR
STA 3+73.38
CUT & PLUG:
EX 8" AC WTR, 56'±, LT
EX 8" AC WTR, 35'±, RT

RECONNECT AFTER NEW MAIN
(PHASE 4) HAS BEEN ACCEPTED
- ③ BY CONTRACTOR
FURNISH AND INSTALL
STA 3+73.38
1- 16" X 8" CROSS (F, MJ, F, F)
1- 16" BUTTERFLY VALVE (F, MJ), BK
2- 8" GATE VALVES (F), LT, RT
1- 8" 45° BEND (F, MJ), 10'±, LT
1- 8" 22½° BEND (MJ), 34'±, LT
1- 8" 22½° BEND (F, MJ), 10'±, RT
56'- 8" PIPE, 56'±, LT
35'- 8" PIPE, 35'±, RT
- ④ BY CITY FORCES
AHD OF CONTRACTOR
STA 3+79.83
CUT & PLUG:
EX 8" AC WTR, 4'±, LT
- ⑤ BY CITY FORCES
AHD OF CONTRACTOR
STA 3+88.00
CUT & PLUG:
EX 8" AC WTR, 24'±, LT
- ⑥ BY CONTRACTOR
FURNISH AND INSTALL
STA 5+48.60
1- 16" X 6" TEE (MJ, MJ, F)
1- 6" FH ASSY AND MARKER
- ⑦ BY CONTRACTOR
FURNISH AND INSTALL
STA 6+30.00
1- 4" BLOW-OFF ASSY

REFERENCE:
WATER: 6652-D, 6653-D, 6655-D, 15485-12-D
SEWER: 6652-D, 6653-D, 6655-D, 12807-21-D, 15485-12-D
STORM DRAIN: 6655-D
GAS: 15900-119130, 15900-119125, 15907-119130
ELECTRIC: 15900-119130, 15900-119125, 15907-119130
CABLE TV: AT&T B3/B4
TELEPHONE: NONE
IMPROVEMENTS:
100' SCALE/FIELD BOOK: G12S, G13S
HGL: 559 NORTHWEST MESA

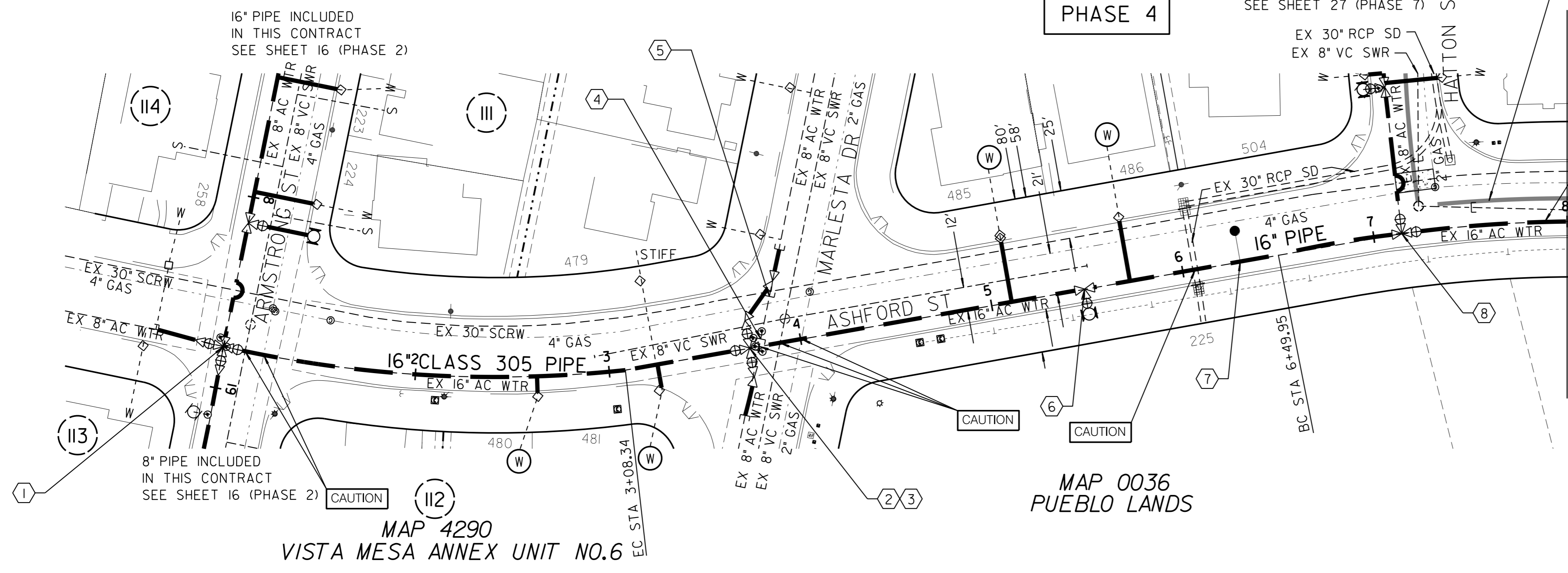
RETIREMENTS:
16" - AC - 660.00' - 1958
8" - AC - 87.18' - 1958
1" SERVICE - 4 - COPPER - 1958

CONTRACTOR'S NOTE:
USE EXTREME CAUTION WHEN WORKING DUE TO
LOW OVERHEAD UTILITY LINES.

⑧ BY CITY FORCES
FURNISH & INSTALL
AHD OF CONTRACTOR
STA 7+14.56
CUT IN:
1- 16" X 8" TEE (MJ, F, F)
1- 16" BUTTERFLY VALVE (F, MJ), AHD
1- 8" GATE VALVE (F, MJ), LT

AFTER NEW MAIN (PHASE 4)
HAS BEEN ACCEPTED
CLOSE VALVE, LT

AFTER NEW MAIN (PHASE 7)
HAS BEEN ACCEPTED
OPEN VALVE, LT
EC
BC



MAP 4290
VISTA MESA ANNEX UNIT NO.6

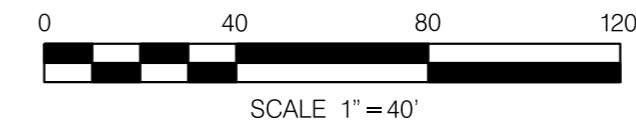
MAP 0036
PUEBLO LANDS

PROPOSED 8" SEWER INCLUDED
IN THIS CONTRACT SEE SHEET 8

16" CLASS
305 PIPE

16" CLASS
305 PIPE

MATCH LINE STA 8+00.00 SEE SHEET 22



CLAIREMONT MESA E IMPROV 1
ASHFORD ST
ARMSTRONG ST TO NO HATTON ST

CITY OF SAN DIEGO, CALIFORNIA ENGINEERING & CAPITAL PROJECTS DEPARTMENT SHEET 21 OF 42 SHEETS		WATER WBS B-18200 SEWER WBS B-18202
APPROVED: <i>Sheila B</i> FOR CITY ENGINEER SHEILA BOSE DATE: 02/22/2021 RCE# C59403		DESIGNED BY: JAIME RAMOS-BANUELOS PROJECT MANAGER CHECKED BY: DAKOTA ADELPHIA PROJECT ENGINEER
DESCRIPTION	BY	APPROVED
ORIGINAL	DA	<i>Sheila B</i>
		DATE
		2/22/21
		FILMED
6281691, 1878292 CCS27 COORDINATE		237-1720 CCS83 COORDINATE
41475-21-D		



CONTRACTOR
INSPECTOR

NTP DATE
NOC DATE

C-19

ASHFORD ST

ASHFORD ST

390

380

370

390

380

370

MATCH LINE STA 8+00.00 SEE SHEET 21

STATION 13+46.67

8+00 9+00 10+00 11+00 12+00 13+00 14+00 15+00 16+00

PHASE 4

MAP 4356 VISTA MESA ANNEX UNIT NO.8

CONTRACTOR'S NOTE: USE EXTREME CAUTION WHEN WORKING DUE TO LOW OVERHEAD UTILITY LINES.

REFERENCE: WATER: 6655-D, 7366-D, 7367-D, I2962-4-D, I5485-13-D SEWER: 6655-D, 7366-D, 7367-D STORM DRAIN: NONE GAS: I5900-I19130, I5900-I19135 ELECTRIC: I5900-I19130, I5900-I19135 CABLE TV: AT&T A2/A3 TELEPHONE: NONE IMPROVEMENTS: 100' SCALE/FIELD BOOK: G125 HGL: 559 NORTHWEST MESA

RETIREMENTS: 8" - AC - 130,41' - 1959 16" - AC - 603,99' - 1959 FH (2-PORT) - 1 - 1959 1" SERVICE - 12 - COPPER - 1959 2" SERVICE - 1 - COPPER - UNK

1 BY CONTRACTOR FURNISH AND INSTALL STA 9+84.44 1- 16" X 6" TEE (MJ, MJ, F) 1- 6" FH ASSY AND MARKER EC BC

2 BY CONTRACTOR FURNISH AND INSTALL STA 13+19.31 1- 16" X 6" TEE (MJ, MJ, F) 1- 6" FH ASSY AND MARKER

3 BY CITY FORCES AHD OF CONTRACTOR STA 13+29.54, 3'±, LT CUT & PLUG: EX 16" AC WTR

4 BY CONTRACTOR FURNISH AND INSTALL STA 13+46.67 1- 16" 22 1/2" BEND (MJ) BC

5 BY CITY FORCES AHD OF CONTRACTOR STA 13+78.89, 3'±, LT CUT & PLUG: EX 16" AC WTR

6 BY CITY FORCES AHD OF CONTRACTOR STA 14+74.85 CUT AND PLUG: EX 16" AC WTR, 5'±, AHD RECONNECT AFTER NEW MAIN (PHASE 4) HAS BEEN ACCEPTED

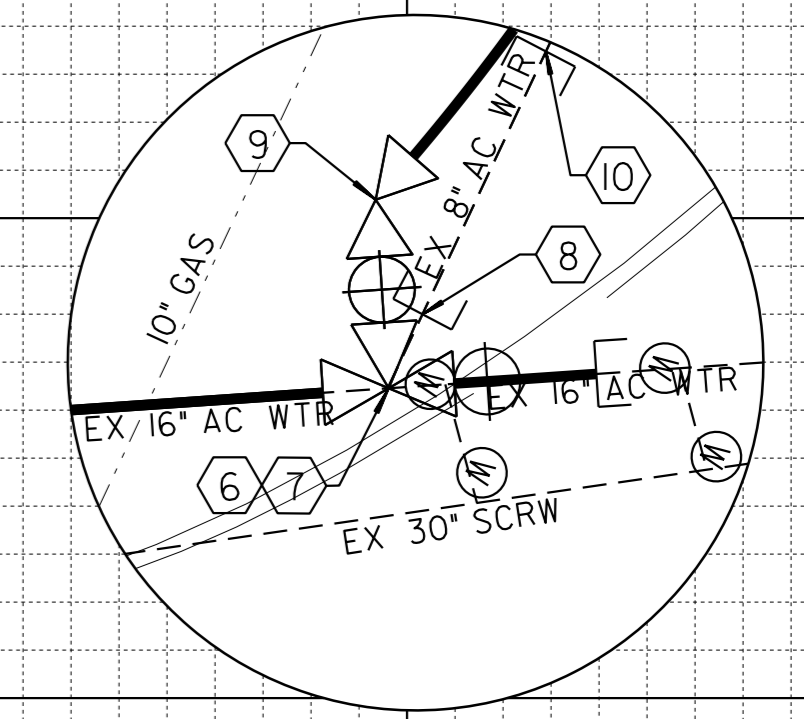
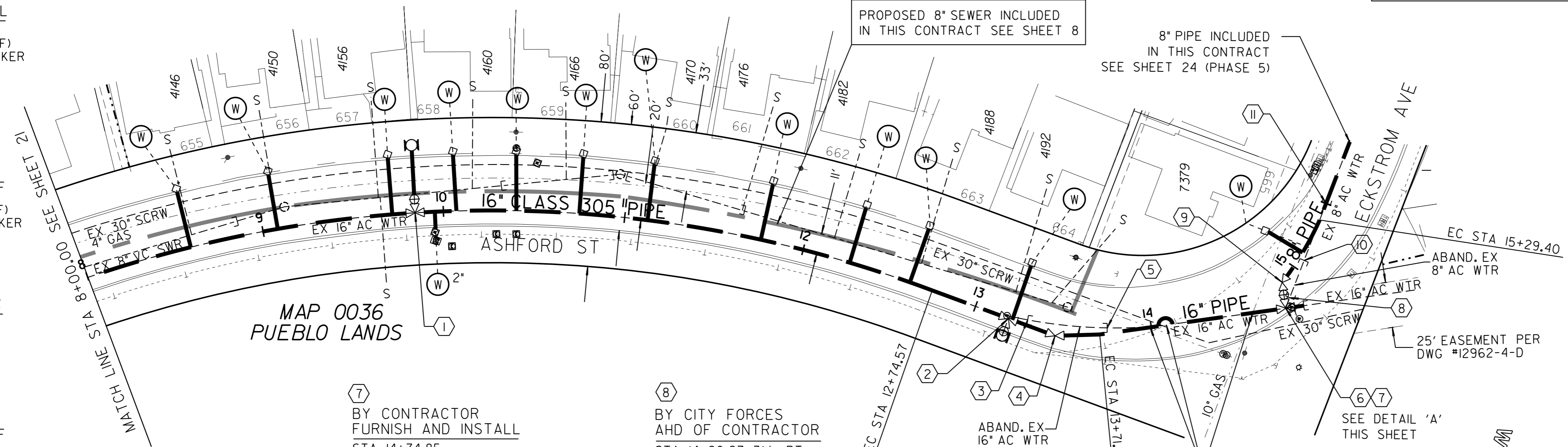
7 BY CONTRACTOR FURNISH AND INSTALL STA 14+74.85 1- 16" X 8" TEE (MJ, F, F) 1- 16" BUTTERFLY VALVE (F, MJ), AHD 1- 8" GATE VALVE (F), LT 5' - 16" PIPE, 5'±, AHD AFTER NEW MAIN (PHASE 4) HAS BEEN ACCEPTED CLOSE VALVE, LT AFTER NEW MAIN (PHASE 5) HAS BEEN ACCEPTED OPEN VALVE, LT

8 BY CITY FORCES AHD OF CONTRACTOR STA 14+80.27, 3'±, RT CUT & PLUG: EX 8" AC WTR 9 BY CONTRACTOR FURNISH AND INSTALL STA 14+89.18 1- 8" 45" BEND (F, MJ) BC

10 BY CITY FORCES AHD OF CONTRACTOR STA 15+05.64, 3'±, RT CUT & PLUG: EX 8" AC WTR RECONNECT AFTER NEW MAIN (PHASE 4) HAS BEEN ACCEPTED

PROPOSED 8" SEWER INCLUDED IN THIS CONTRACT SEE SHEET 8

8" PIPE INCLUDED IN THIS CONTRACT SEE SHEET 24 (PHASE 5)

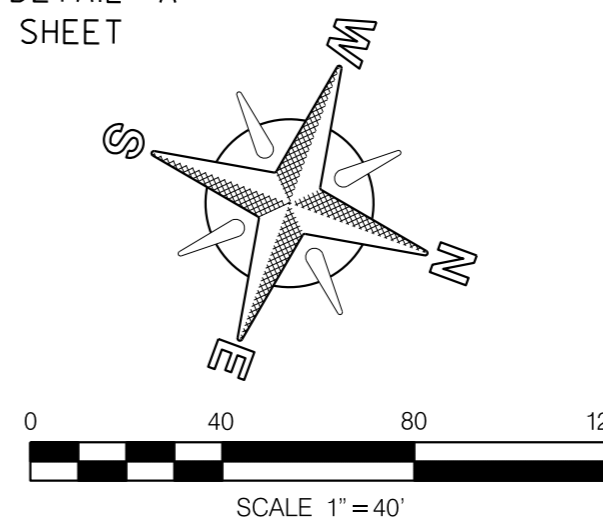



SCALE 1"=40' HORIZ. 1"=4' VERT.

DETAIL 'A' NOT TO SCALE

CLAIREMONT MESA E IMPROV 1 ASHFORD ST NO HATTON ST TO ECKSTROM AVE

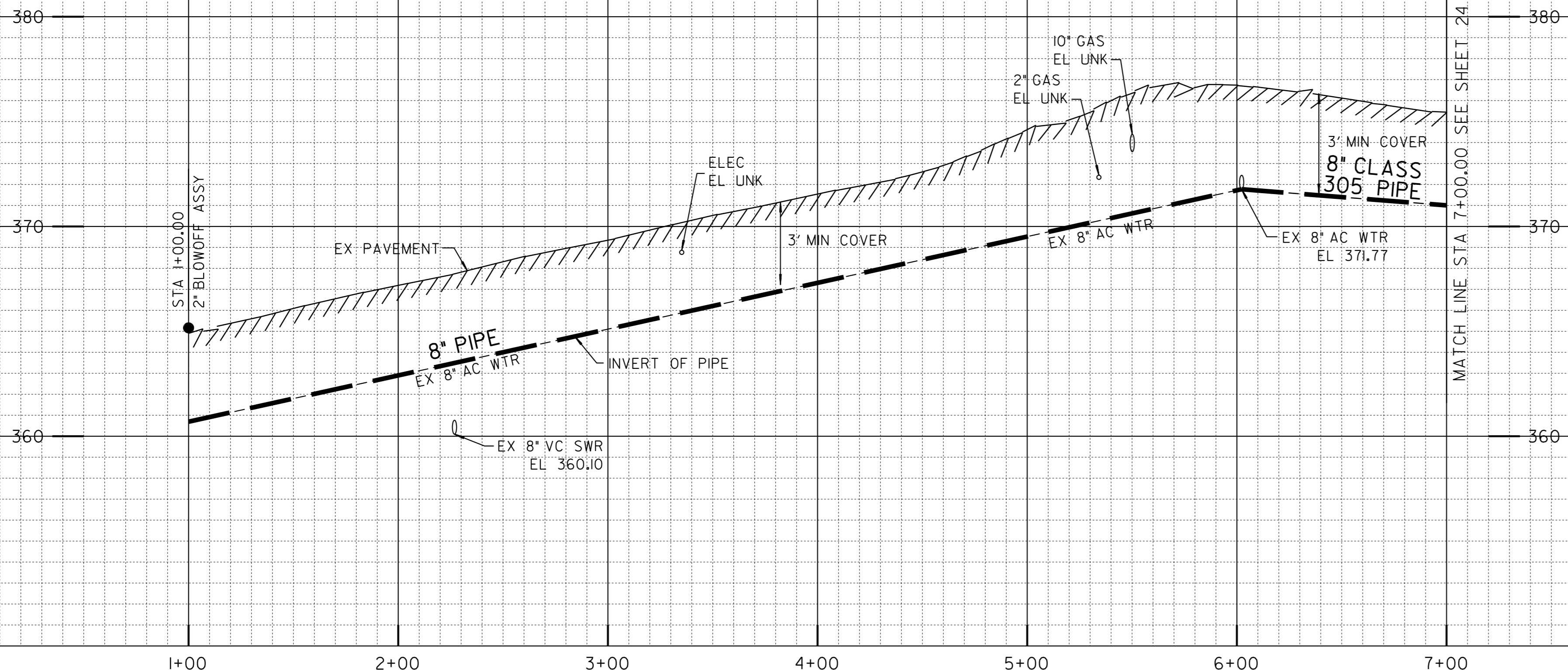
Table with project information including City of San Diego, California, Engineering & Capital Projects Department, Sheet 22 of 42 sheets, and various dates and names.



C-20

ASHFORD ST

HATHAWAY ST



SCALE
1"=40' HORIZ.
1"=4' VERT.

① BY CONTRACTOR FURNISH & INSTALL
STA 1+00.00
1- 2" BLOW-OFF ASSY
PER SDW-106 FOR DEAD-END MAINS

② BY CONTRACTOR FURNISH AND INSTALL
STA 1+07.99
1- 8" X 6" TEE (MJ, MJ, F)
1- 6" FH ASSY AND MARKER

③ BY CONTRACTOR FURNISH AND INSTALL
STA 3+90.48
1- 8" X 6" TEE (MJ, MJ, F)
1- 6" FH ASSY AND MARKER

④ BY CONTRACTOR FURNISH AND INSTALL
STA 5+23.46
1- 8" 45° BEND (MJ)

⑤ BY CONTRACTOR FURNISH AND INSTALL
STA 5+72.39
1- 8" 45° BEND (MJ, F)

⑥ BY CITY FORCES AHD OF CONTRACTOR
STA 6+00.94
CUT & PLUG:
EX 8" AC WTR, 30' ±, LT
RECONNECT AFTER NEW MAIN (PHASE 5) HAS BEEN ACCEPTED

⑦ BY CONTRACTOR FURNISH AND INSTALL
STA 6+02.27
1- 8" TEE (F)
2- 8" GATE VALVES (F, MJ), BK, LT
30' - 8" PIPE, 30' ±, LT
1- 8" 1/4" BEND (MJ), 22' ±, LT

⑧ BY CONTRACTOR FURNISH AND INSTALL
STA 6+32.42
1- 8" X 6" TEE (MJ, MJ, F)
1- 6" FH ASSY AND MARKER

REFERENCE:
WATER: 7360-D, 7361-D, 10756-3-D, 18647-1-D, 18647-2-D
SEWER: 7360-D, 7361-D, 10756-3-D, 18647-1-D, 18647-2-D
STORM DRAIN: 7361-D, 18647-1-D, 18647-2-D
GAS: 15885-119135
ELECTRIC: 15885-119135
CABLE TV: CHARTER
TELEPHONE: AT&T A2
IMPROVEMENTS: 1128-1-B, 12375-3-D
100' SCALE/FIELD BOOK: F125
HGL: 559 NORTHWEST MESA

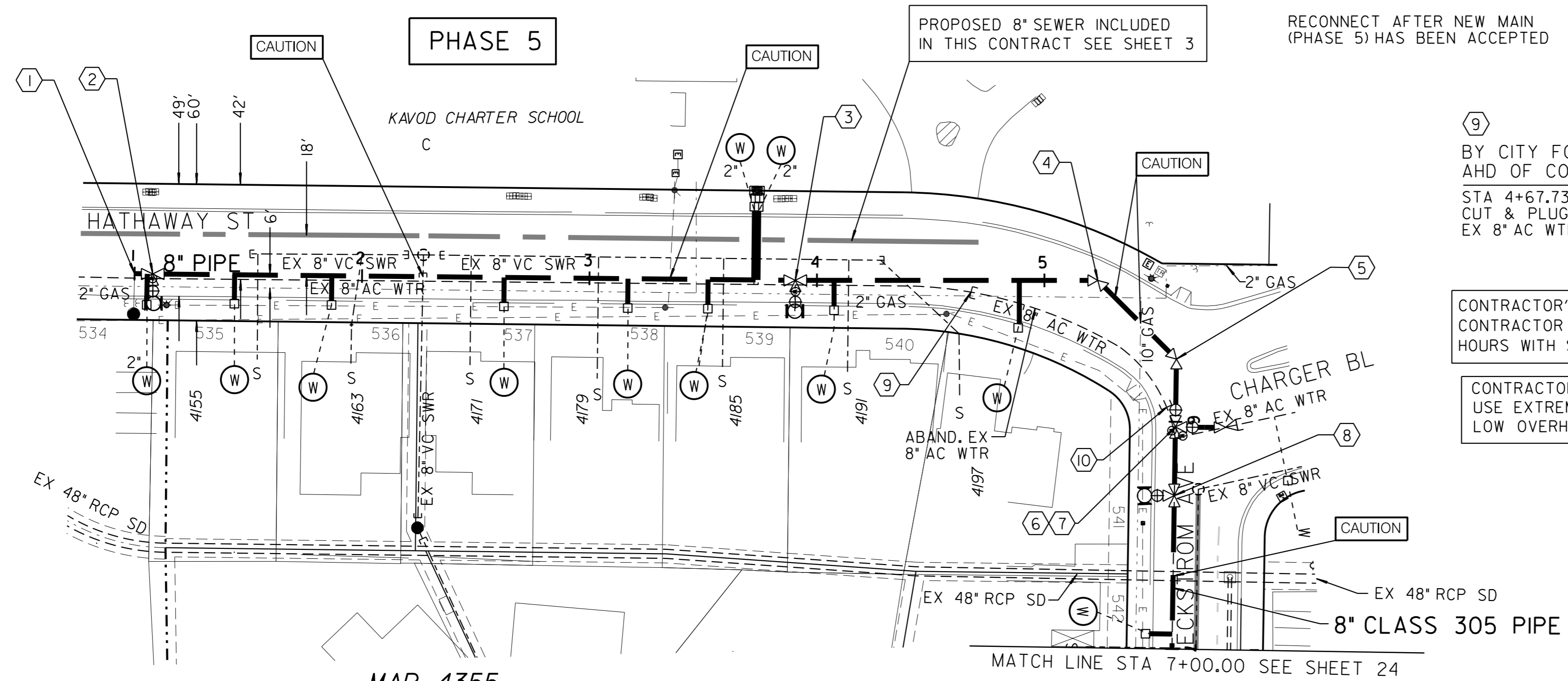
RETIREMENTS:
8" - AC - 580.98' - 1959
FH (2-PORT) - 2
1" SERVICE - 7 - COPPER - 1959
2" SERVICE - 3 - COPPER - UNK

⑨ BY CITY FORCES AHD OF CONTRACTOR
STA 4+67.73
CUT & PLUG:
EX 8" AC WTR, 3' ±, RT


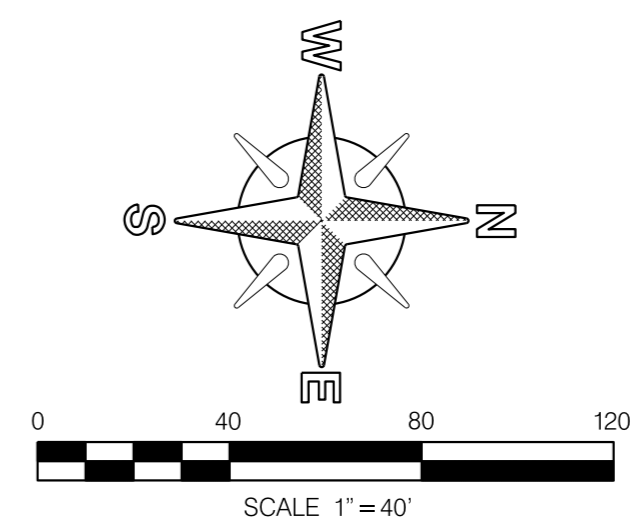
⑩ BY CITY FORCES AHD OF CONTRACTOR
STA 5+97.67
CUT & PLUG:
EX 8" AC WTR, 3' ±, RT

CONTRACTOR'S NOTE:
CONTRACTOR IS REQUIRED TO COORDINATE THE WORK HOURS WITH SCHOOL BEFORE BEGINNING CONSTRUCTION.

CONTRACTOR'S NOTE:
USE EXTREME CAUTION WHEN WORKING DUE TO LOW OVERHEAD UTILITY LINES.



MAP 4355
VISTA MESA ANNEX UNIT NO.7

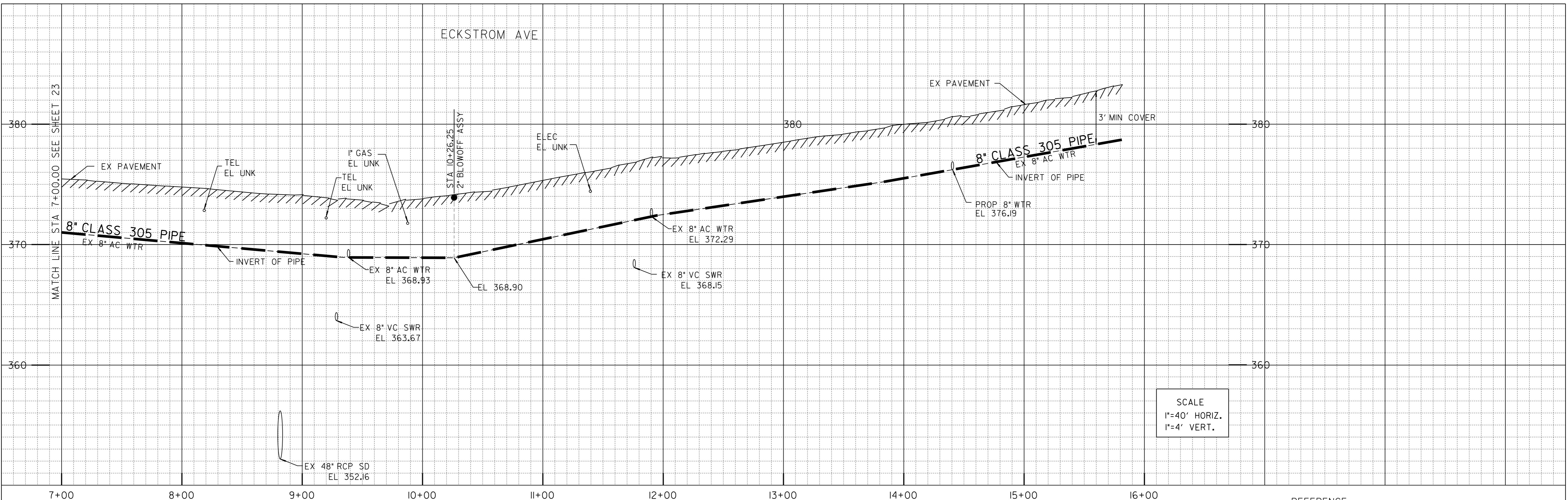


CLAIREMONT MESA E IMPROV 1 HATHAWAY ST NO PETIT ST TO ECKSTROM AVE		WATER WBS B-18200 SEWER WBS B-18202
CITY OF SAN DIEGO, CALIFORNIA ENGINEERING & CAPITAL PROJECTS DEPARTMENT SHEET 23 OF 42 SHEETS		DESIGNED BY: JAIME RAMOS-BANUELOS PROJECT MANAGER CHECKED BY: DAKOTA ADELPHIA PROJECT ENGINEER
APPROVED FOR CITY ENGINEER SHEILA BOSE PRINTED NAME	DATE: 02/22/2021 RCE#: C59403	PROJECT NO: 238-1718 CCS27 COORDINATE: 6279894, 1878999 CCS83 COORDINATE: 41475-23-D
DESCRIPTION ORIGINAL	BY: DA APPROVED: [Signature] DATE: 2/22/21	NTP DATE: NOC DATE:

C-21

HATHAWAY ST

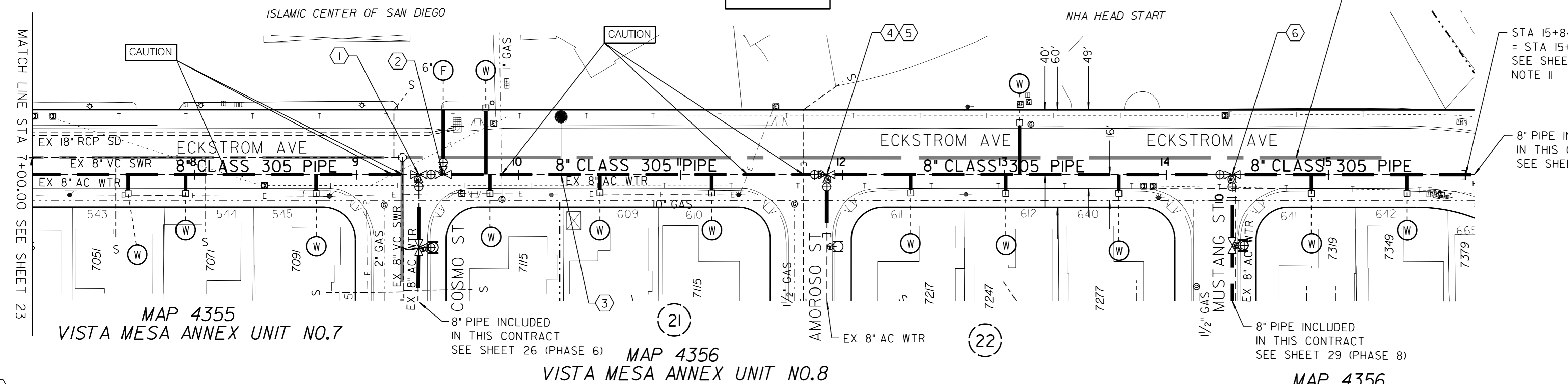
ECKSTROM AVE



SCALE
1"=40' HORIZ.
1"=4' VERT.

MAP 12972

PHASE 5



REFERENCE:
WATER: 7360-D, 7361-D, 7363-D, 7369-D,
SEWER: 7360-D, 7361-D, 7363-D, 7369-D, 10756-3-D
STORM DRAIN: 7360-D, 7361-D, 10064-6-D
GAS: 15885-119135, 15892-119135
ELECTRIC: 15885-119135, 15892-119135
CABLE TV: AT&T A2
TELEPHONE: NONE
IMPROVEMENTS:
100' SCALE/FIELD BOOK: F125
HGL: 559 NORTHWEST MESA

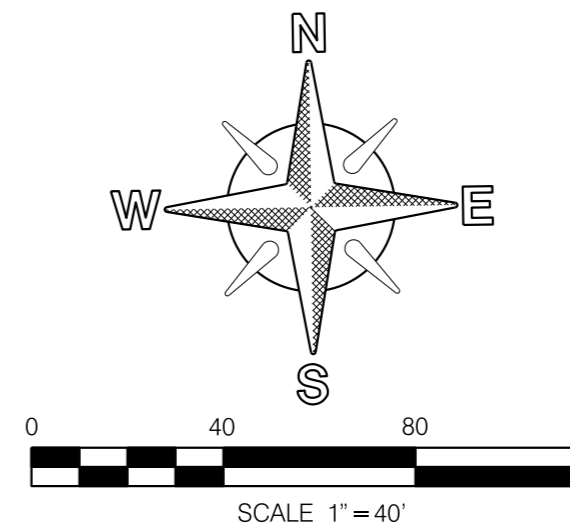
RETIREMENTS:
8" - AC - 882.63' - 1959
1" SERVICE - 13 - COPPER - 1959
6" FIRE SERVICE - 1 - 1959

CONTRACTOR'S NOTE:
USE EXTREME CAUTION WHEN WORKING DUE TO
LOW OVERHEAD UTILITY LINES.

C-22

CLAIREMONT MESA E IMPROV 1
ECKSTROM AVE
EO HATHAWAY ST TO WO MUSTANG ST

CITY OF SAN DIEGO, CALIFORNIA ENGINEERING & CAPITAL PROJECTS DEPARTMENT SHEET 24 OF 42 SHEETS		WATER WBS B-18200 SEWER WBS B-18202
APPROVED FOR CITY ENGINEER <i>Sheila Boese</i> SHEILA BOESE PROJECT ENGINEER	DATE 02/22/2021 RCE# C59403	DESIGNED BY JAIME RAMOS-BANUELOS PROJECT MANAGER
DESCRIPTION ORIGINAL	BY DA	APPROVED <i>Boese</i>
		DATE 2/22/21
		FILMED
6279961, 1879438 CCS83 COORDINATE		238-1718 CCS27 COORDINATE
CONTRACTOR INSPECTOR		41475-24-D



① BY CITY FORCES
FURNISH & INSTALL
AHD OF CONTRACTOR
STA 9+38.48
CUT IN:
1 - 8" TEE (M,J, F)
2 - 8" GATE VALVES (F, MJ), AHD, RT
AFTER NEW MAIN (PHASE 5)
HAS BEEN ACCEPTED
CLOSE VALVE, RT

② BY CONTRACTOR
FURNISH AND INSTALL
STA 9+53.48
1 - 8" X 6" TEE (M,J, F)
1 - 6" FIRE SERVICE CONNECTION
& ASSEMBLY

③ BY CONTRACTOR
FURNISH AND INSTALL
STA 10+26.25
1 - 2" BLOW-OFF ASSY

④ BY CITY FORCES
AHD OF CONTRACTOR
STA 11+90.25
CUT & PLUG:
EX 8" AC WTR, 36' ±, RT
RECONNECT AFTER NEW MAIN
(PHASE 5) HAS BEEN ACCEPTED

⑤ BY CONTRACTOR
FURNISH AND INSTALL
STA 11+90.25
1 - 8" TEE (F, MJ, F)
2 - 8" GATE VALVES (F, MJ), BK, RT
36' - 8" PIPE, 36' ±, RT

⑥ BY CITY FORCES
AHD OF CONTRACTOR
STA 14+40.47 = 10+14.02
CUT IN:
1 - 8" TEE (F, MJ, F)
2 - 8" GATE VALVES (F, MJ), BK, RT
AFTER NEW MAIN (PHASE 5)
HAS BEEN ACCEPTED
CLOSE VALVE, RT
AFTER NEW MAIN (PHASE 8)
HAS BEEN ACCEPTED
OPEN VALVE, RT

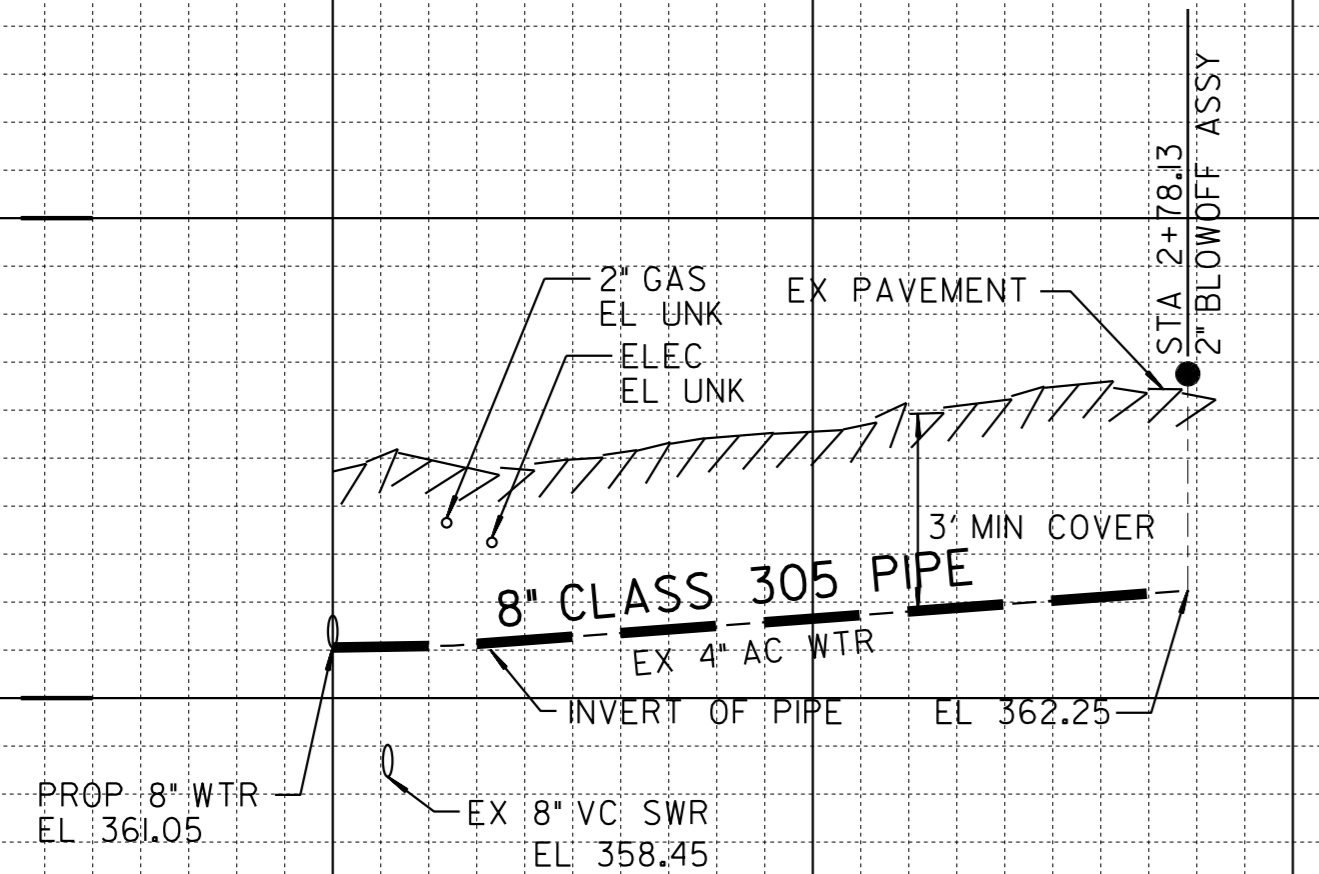
ECKSTROM AVE

COSMO CT

380

370

360



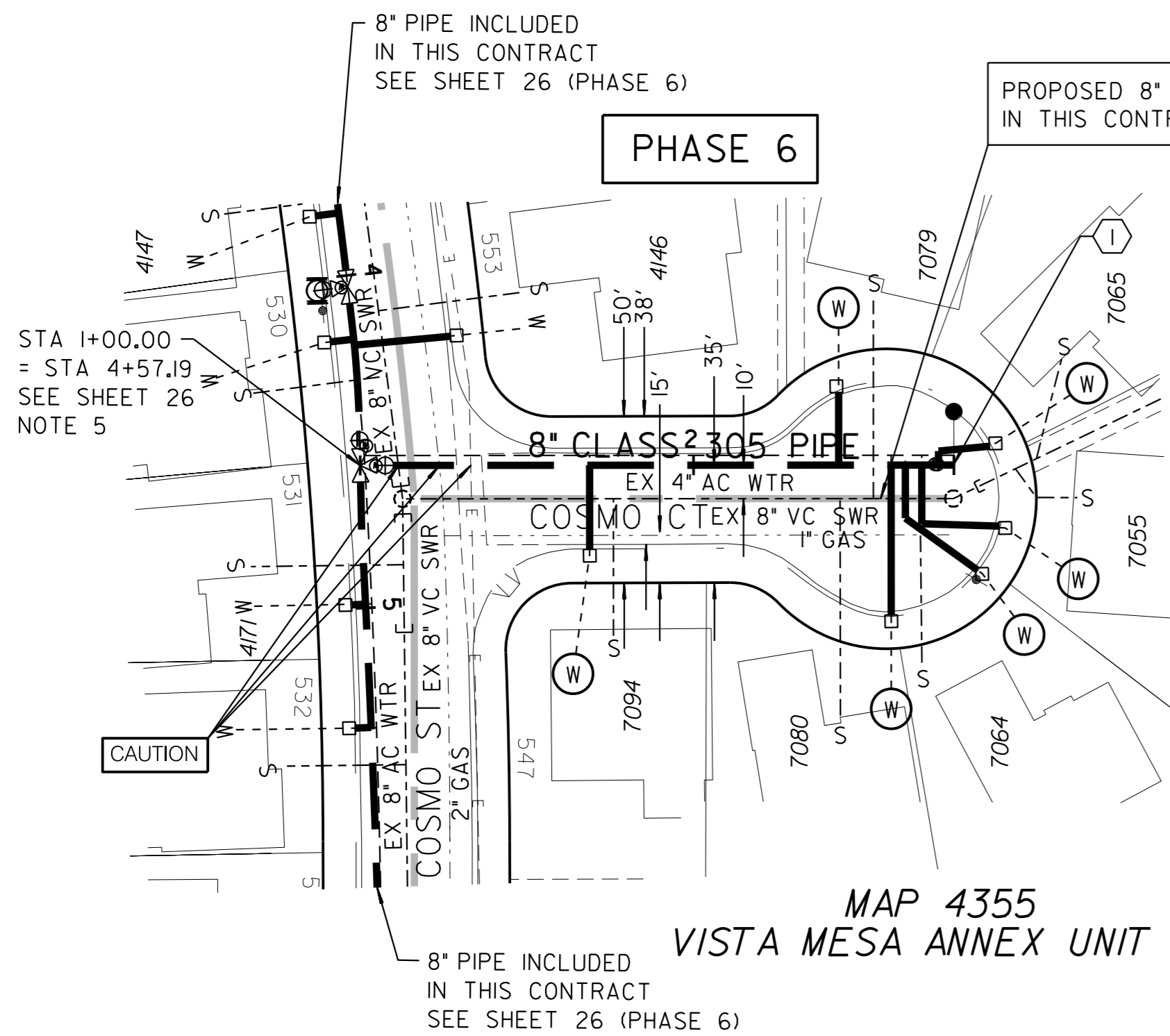
SCALE
 1"=40' HORIZ.
 1"=4' VERT.

1+00 2+00 3+00

CONTRACTOR'S NOTE:
 USE EXTREME CAUTION WHEN WORKING DUE TO
 LOW OVERHEAD UTILITY LINES.

REFERENCE:
 WATER: 7361-D, 7366-D, 7367-D, 7368-D, I2962-4-D
 SEWER: 7361-D, 7366-D
 STORM DRAIN: NONE
 GAS: I5892-I19135, I5900-I19135
 ELECTRIC: I5892-I19135, I5900-I19135
 CABLE TV: AT&T A2
 TELEPHONE: NONE
 IMPROVEMENTS:
 100' SCALE/FIELD BOOK: F12S, G12S
 HGL: 559 NORTHWEST MESA

RETIREMENTS:
 4" - AC - 178.13' - 1959
 1" SERVICE - 6 - COPPER - 1959



PHASE 6

MAP 4355
VISTA MESA ANNEX UNIT NO.7

BY CONTRACTOR
 FURNISH AND INSTALL
 STA 2+78.13
 1- 2" BLOW-OFF ASSY
 PER SDW-106 FOR DEAD-END MAINS

C-23

CLAIREMONT MESA E IMPROV 1
 COSMO CT
 COSMO ST TO CUL-DE-SAC

CITY OF SAN DIEGO, CALIFORNIA
 ENGINEERING & CAPITAL PROJECTS DEPARTMENT
 SHEET 25 OF 42 SHEETS

WATER WBS B-18200
 SEWER WBS B-18202

APPROVED: *Boe* 02/22/2021
 FOR CITY ENGINEER DATE
 PRINT DCE NAME RCE# C59403

DESIGNED BY: JAIME RAMOS-BANUELOS
 PROJECT MANAGER

DESCRIPTION BY APPROVED DATE FILMED

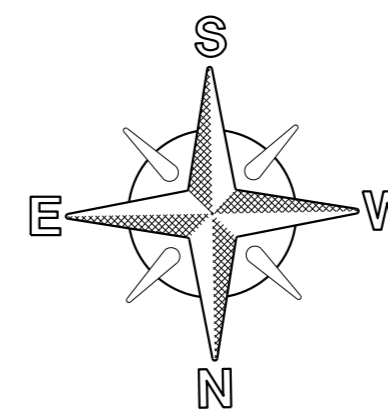
CHECKED BY: DAKOTA ADELPHIA
 PROJECT ENGINEER

ORIGINAL DA *Boe*

238-1719
 CCS27 COORDINATE

6280797, 1879424
 CCS83 COORDINATE

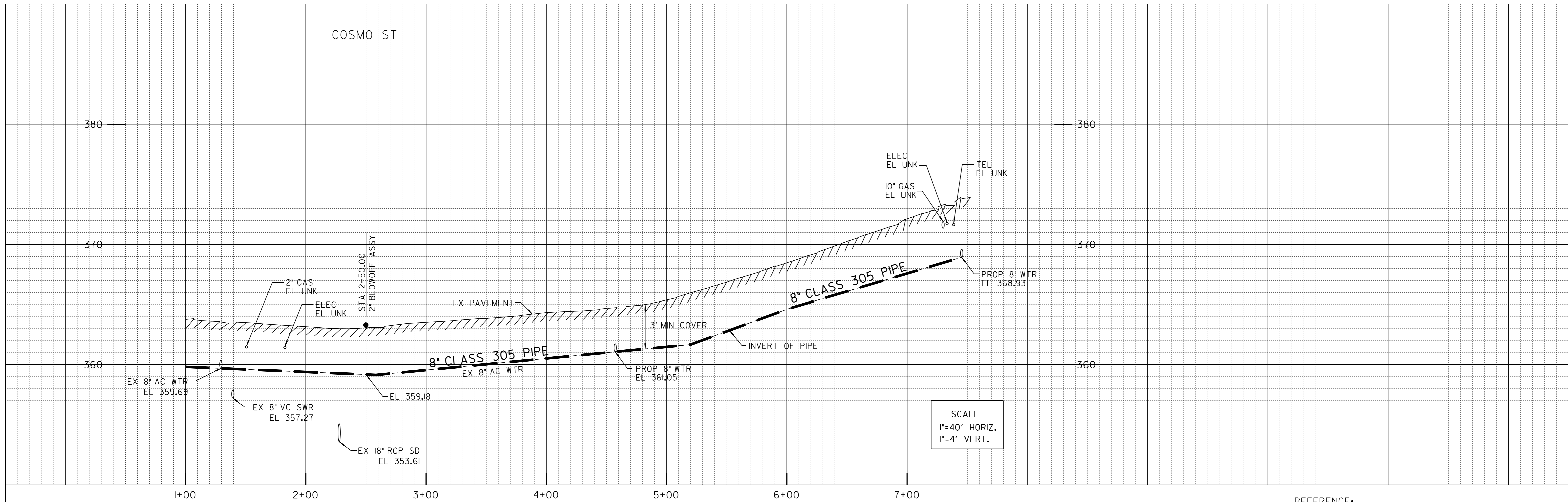
41475-25-D



SCALE 1"=40'

CONTRACTOR _____ NTP DATE _____
 INSPECTOR _____ NOC DATE _____

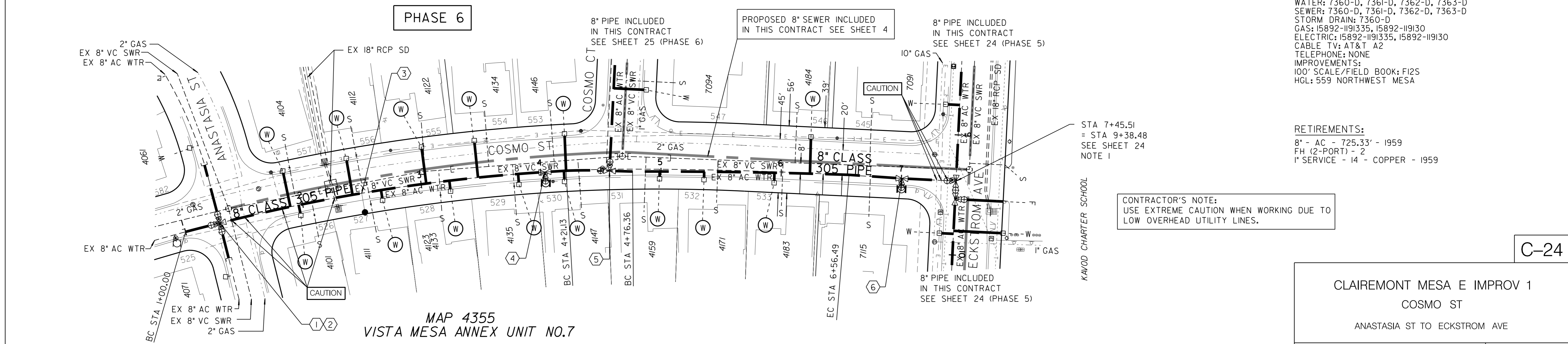
ECKSTROM AVE



REFERENCE:
 WATER: 7360-D, 7361-D, 7362-D, 7363-D
 SEWER: 7360-D, 7361-D, 7362-D, 7363-D
 STORM DRAIN: 7360-D
 GAS: 15892-1191335, 15892-119130
 ELECTRIC: 15892-1191335, 15892-119130
 CABLE TV: AT&T A2
 TELEPHONE: NONE
 IMPROVEMENTS:
 100' SCALE/FIELD BOOK: F125
 HGL: 559 NORTHWEST MESA


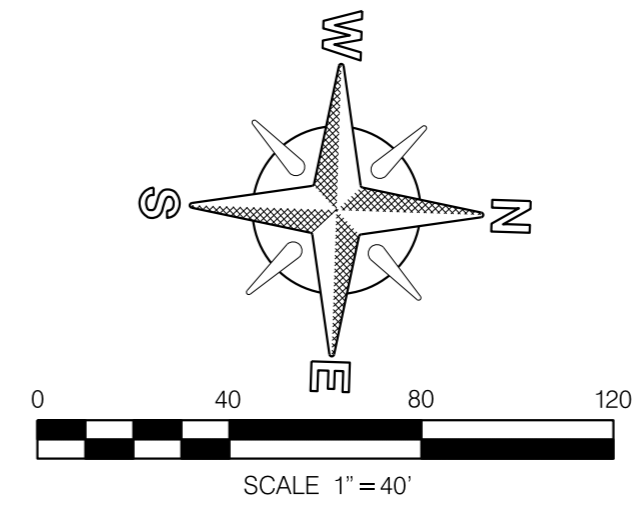
RETIREMENTS:
 8" - AC - 725.33' - 1959
 FH (2-PORT) - 2
 1" SERVICE - 14 - COPPER - 1959

CONTRACTOR'S NOTE:
 USE EXTREME CAUTION WHEN WORKING DUE TO LOW OVERHEAD UTILITY LINES.



MAP 4355
 VISTA MESA ANNEX UNIT NO.7

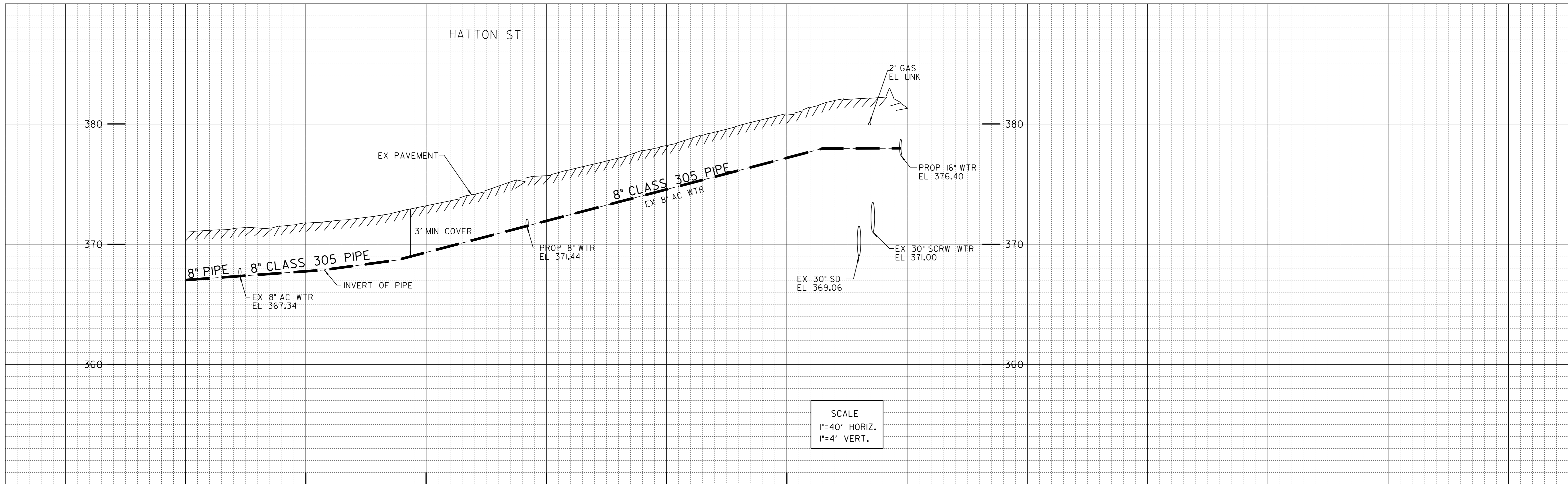
- ① BY CITY FORCES AND OF CONTRACTOR
 STA 1+29.43
 CUT & PLUG:
 EX 8" AC WTR, 30'±, BK
 EX 8" AC WTR, 50'±, LT
 EX 8" AC WTR, 30'±, RT
 RECONNECT AFTER NEW MAIN (PHASE 6) HAS BEEN ACCEPTED
- ② BY CONTRACTOR FURNISH AND INSTALL
 STA 1+29.43
 1 - 8" CROSS (F, MJ, F, F)
 3 - 8" GATE VALVES (F, MJ), BK, LT, RT
 50' - 8" PIPE, 50'±, LT
 30' - 8" PIPE, 30'±, RT
 EC
 BC
- ③ BY CONTRACTOR FURNISH AND INSTALL
 STA 2+50.00
 1 - 2" BLOW-OFF ASSY
- ④ BY CONTRACTOR FURNISH AND INSTALL
 STA 4+03.43
 1 - 8" X 6" TEE (MJ, MJ, F)
 1 - 6" FH ASSY AND MARKER
 EC
- ⑤ BY CONTRACTOR FURNISH AND INSTALL
 STA 4+57.19
 1 - 8" TEE (F, MJ, F)
 2 - 8" GATE VALVES (F, MJ), BK, LT
 EC
- ⑥ BY CONTRACTOR FURNISH AND INSTALL
 STA 7+00.51
 1 - 8" X 6" TEE (MJ, MJ, F)
 1 - 6" FH ASSY AND MARKER



CLAIREMONT MESA E IMPROV 1 COSMO ST ANASTASIA ST TO ECKSTROM AVE				
CITY OF SAN DIEGO, CALIFORNIA ENGINEERING & CAPITAL PROJECTS DEPARTMENT SHEET 26 OF 42 SHEETS			WATER WBS B-18200 SEWER WBS B-18202	
APPROVED: <i>Doel</i> FOR CITY ENGINEER	DATE: 02/22/2021 RCE# C59403	DESIGNED BY: JAIME RAMOS-BANUELOS PROJECT MANAGER CHECKED BY: DAKOTA ADELPHIA PROJECT ENGINEER		
DESCRIPTION ORIGINAL	BY DA	APPROVED <i>Doel</i>	DATE 2/22/21	
6280349, 1878824 CCS83 COORDINATE			238-1718 CCS27 COORDINATE	
CONTRACTOR INSPECTOR			NTP DATE NOC DATE	
41475-26-D				

C-24

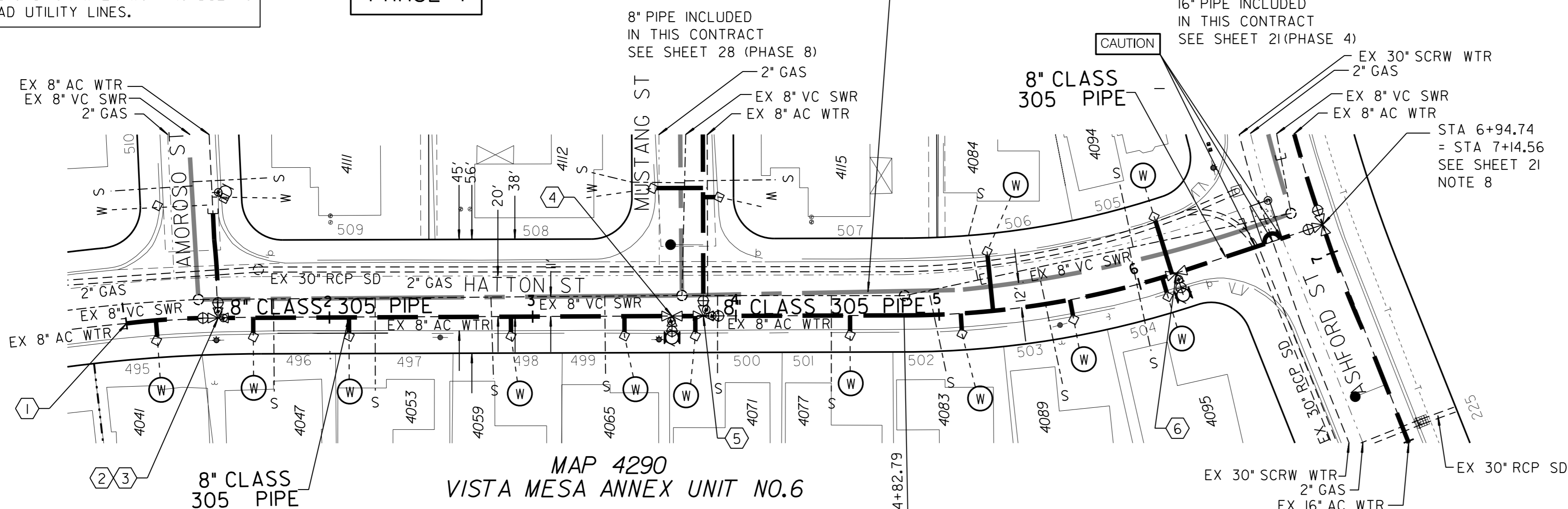
COSMO ST



CONTRACTOR'S NOTE:
USE EXTREME CAUTION WHEN WORKING DUE TO
LOW OVERHEAD UTILITY LINES.

PHASE 7

PROPOSED 8" SEWER INCLUDED
IN THIS CONTRACT SEE SHEET 7



- ⑤ BY CITY FORCES
FURNISH & INSTALL
AHD OF CONTRACTOR
STA 3+84.00 = 1+00.00
SEE SHEET 28
CUT IN:
1- 8" TEE (MJ, F, F)
2- 8" GATE VALVES (F, MJ), AHD, LT
AFTER NEW MAIN (PHASE 7)
HAS BEEN ACCEPTED
CLOSE VALVE, LT
- AFTER NEW MAIN (PHASE 8)
HAS BEEN ACCEPTED
OPEN VALVE, LT

REFERENCE:
WATER: 6653-D, 6654-D, 6655-D, 15485-13-D
SEWER: 6653-D, 6654-D, 6655-D
STORM DRAIN: 6653-D, 6654-D, 6655-D
GAS: 15892-119125, 15900-119125
ELECTRIC: 15892-119125, 15900-119125
CABLE TV: NONE
TELEPHONE: NONE
IMPROVEMENTS:
100' SCALE/FIELD BOOK: G125
HGL: 559 NORTHWEST MESA

RETIREMENTS:
8" - AC - 638.46' - 1959
FH (2-PORT) - 2
1" SERVICE - 12 - COPPER - 1959

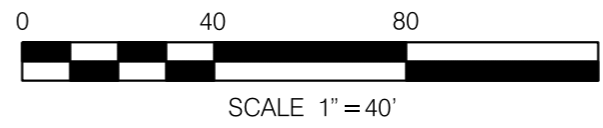
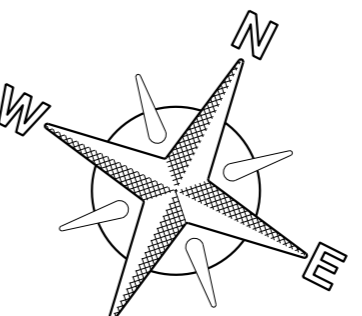
- ⑥ BY CONTRACTOR
FURNISH AND INSTALL
STA 6+18.92
1- 8" X 6" TEE (MJ, MJ, F)
1- 6" FH ASSY AND MARKER
EC

- ① BY CITY FORCES
FURNISH & INSTALL
AHD OF CONTRACTOR
STA 1+00.00
CUT & PLUG:
EX 8" AC WTR
RECONNECT AFTER NEW MAIN
(PHASE 7) HAS BEEN ACCEPTED
BC

- ② BY CITY FORCES
AHD OF CONTRACTOR
STA 1+45.19
CUT & PLUG:
EX 8" AC WTR, 52' ±, LT
RECONNECT AFTER NEW MAIN
(PHASE 7) HAS BEEN ACCEPTED

- ③ BY CONTRACTOR
FURNISH AND INSTALL
STA 1+45.19
1- 8" TEE (F, MJ, F)
2- 8" GATE VALVES (F, MJ), BK, LT
52' - 8" PIPE, 52' ±, LT
EC

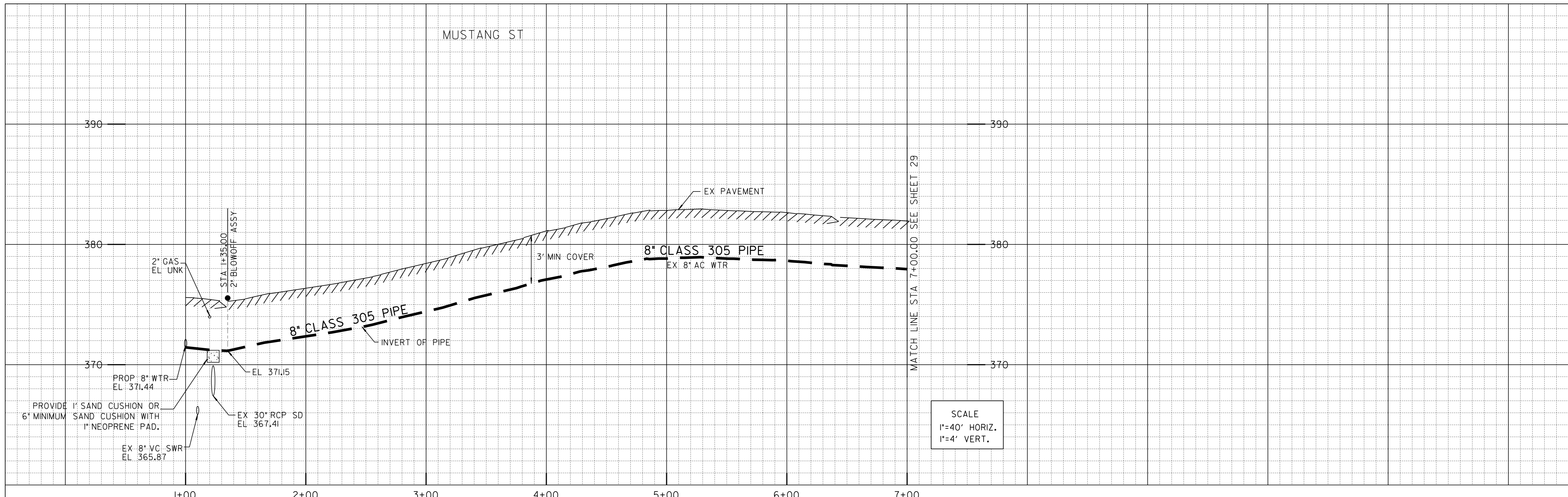
- ④ BY CONTRACTOR
FURNISH AND INSTALL
STA 3+68.56
1- 8" X 6" TEE (MJ, MJ, F)
1- 6" FH ASSY AND MARKER



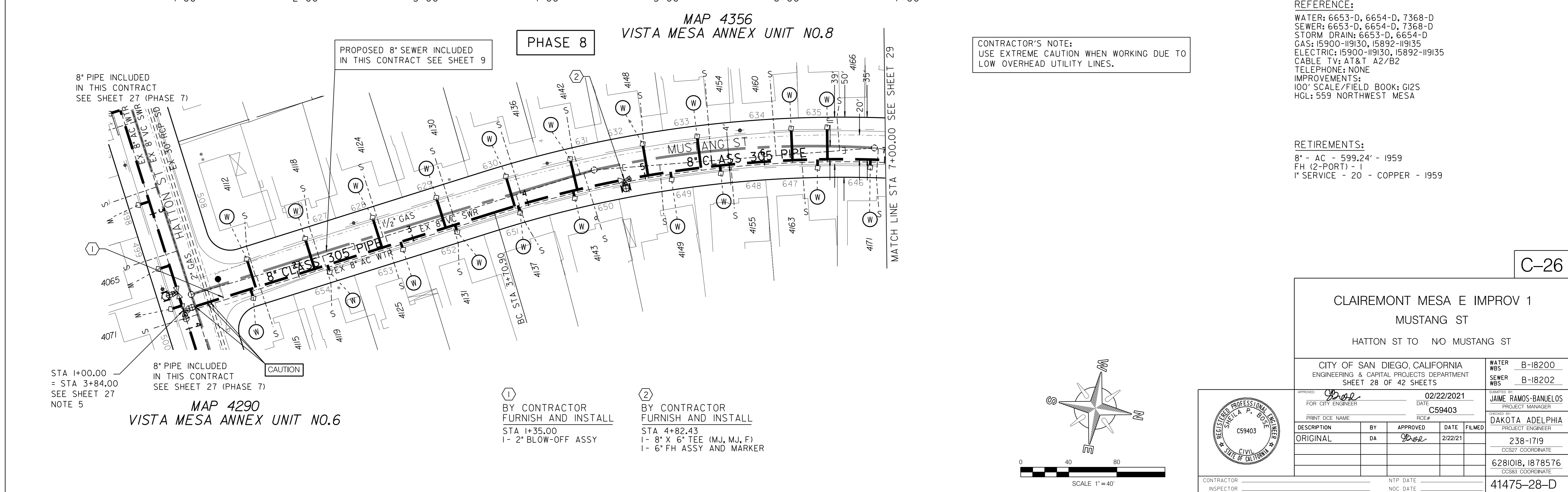
C-25

CLAIREMONT MESA E IMPROV 1 HATTON ST AMOROSO ST TO ASHFORD ST		WATER WBS B-18200 SEWER WBS B-18202
CITY OF SAN DIEGO, CALIFORNIA ENGINEERING & CAPITAL PROJECTS DEPARTMENT SHEET 27 OF 42 SHEETS		DATE 02/22/2021 RCE# C59403
APPROVED: <i>Doel</i> FOR CITY ENGINEER	DATE 02/22/2021 RCE# C59403	DESIGNED BY: JAIME RAMOS-BANUELOS PROJECT MANAGER
PRINT DCE NAME	BY: <i>Doel</i>	ORDERED BY: DAKOTA ADELPHIA PROJECT ENGINEER
DESCRIPTION ORIGINAL	DA	DATE 2/22/21
		238-1719 CCS27 COORDINATE
		6280820, 1878455 CCS88 COORDINATE
CONTRACTOR	NTP DATE	41475-27-D
INSPECTOR	NOC DATE	

HATTON ST



SCALE
1"=40' HORIZ.
1"=4' VERT.



REFERENCE:
WATER: 6653-D, 6654-D, 7368-D
SEWER: 6653-D, 6654-D, 7368-D
STORM DRAIN: 6653-D, 6654-D
GAS: 15900-119130, 15892-119135
ELECTRIC: 15900-119130, 15892-119135
CABLE TV: AT&T A2/B2
TELEPHONE: NONE
IMPROVEMENTS:
100' SCALE/FIELD BOOK: G12S
HGL: 559 NORTHWEST MESA

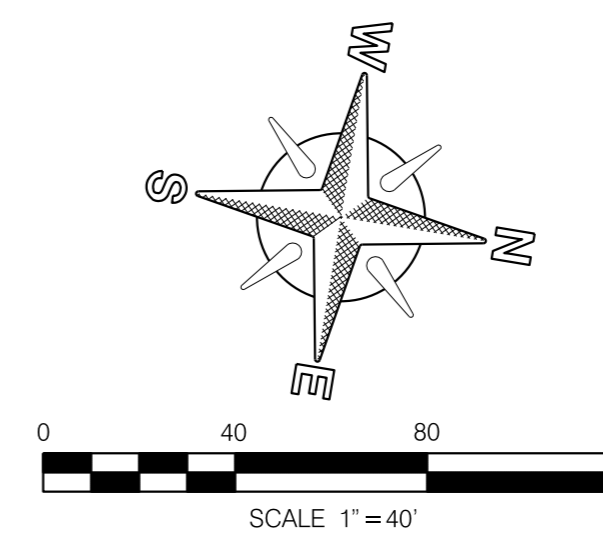
RETIREMENTS:
8" - AC - 599.24' - 1959
FH (2-PORT) - 1
1" SERVICE - 20 - COPPER - 1959

CONTRACTOR'S NOTE:
USE EXTREME CAUTION WHEN WORKING DUE TO
LOW OVERHEAD UTILITY LINES.


C-26

CLAIREMONT MESA E IMPROV 1
MUSTANG ST
HATTON ST TO NO MUSTANG ST

CITY OF SAN DIEGO, CALIFORNIA ENGINEERING & CAPITAL PROJECTS DEPARTMENT SHEET 28 OF 42 SHEETS		WATER WBS B-18200 SEWER WBS B-18202
APPROVED FOR CITY ENGINEER: <i>Doel</i>	DATE: 02/22/2021	DESIGNED BY: JAIME RAMOS-BANUELOS PROJECT MANAGER
PRINT DCE NAME: _____	RCE#: C59403	CHECKED BY: DAKOTA ADELPHIA PROJECT ENGINEER
DESCRIPTION	BY	APPROVED
ORIGINAL	DA	<i>Doel</i>
		DATE
		2/22/21
		FILMED
		238-1719
		CCS27 COORDINATE
		6281018, 1878576
		CCS83 COORDINATE
		41475-28-D



- ① BY CONTRACTOR FURNISH AND INSTALL
STA 1+35.00
1- 2" BLOW-OFF ASSY
- ② BY CONTRACTOR FURNISH AND INSTALL
STA 4+82.43
1- 8" X 6" TEE (MJ, MJ, F)
1- 6" FH ASSY AND MARKER



CONTRACTOR _____ NTP DATE _____
INSPECTOR _____ NOC DATE _____

MUSTANG ST

MUSTANG ST

390

390

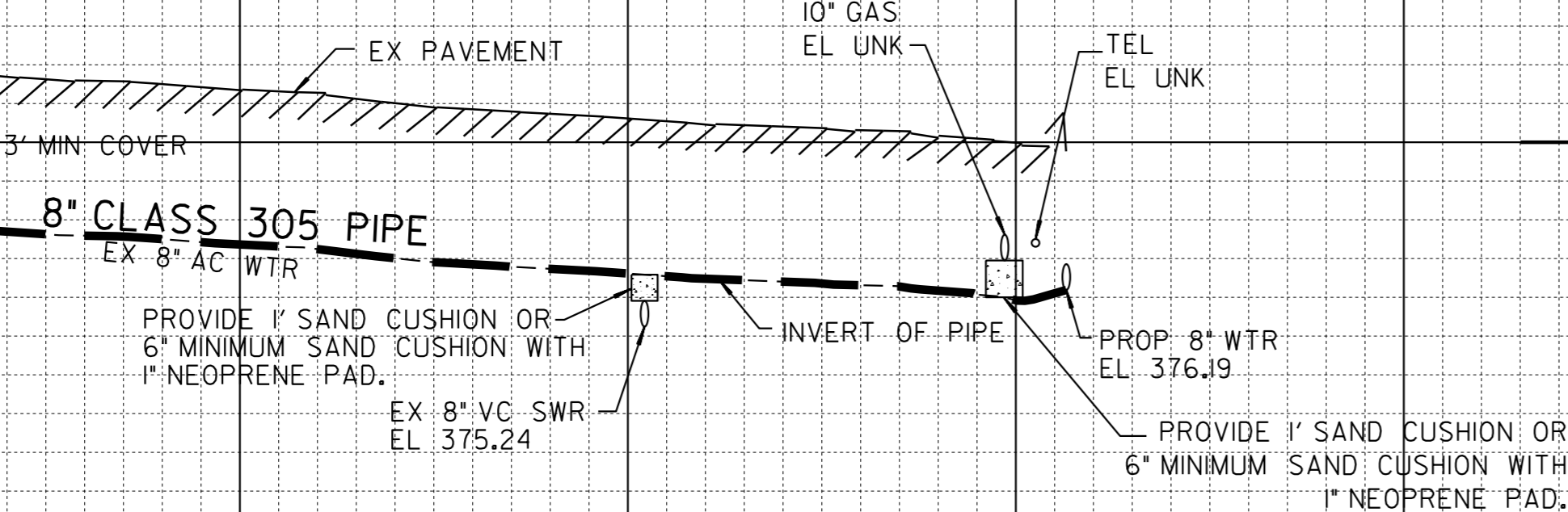
380

380

370

370

MATCH LINE STA 7+00.00 SEE SHEET 28



SCALE
 1"=40' HORIZ.
 1"=4' VERT.

7+00 8+00 9+00 10+00

CONTRACTOR'S NOTE:
 USE EXTREME CAUTION WHEN WORKING DUE TO
 LOW OVERHEAD UTILITY LINES.

REFERENCE:
 WATER: 7366-D, 7368-D
 SEWER: 7366-D, 7368-D
 STORM DRAIN: NONE
 GAS: 15892-119135, 15900-119135
 ELECTRIC: 15892-119135, 15900-119135
 CABLE TV: AT&T A2
 TELEPHONE: NONE
 IMPROVEMENTS:
 100' SCALE/FIELD BOOK: G125
 HGL: 559 NORTHWEST MESA

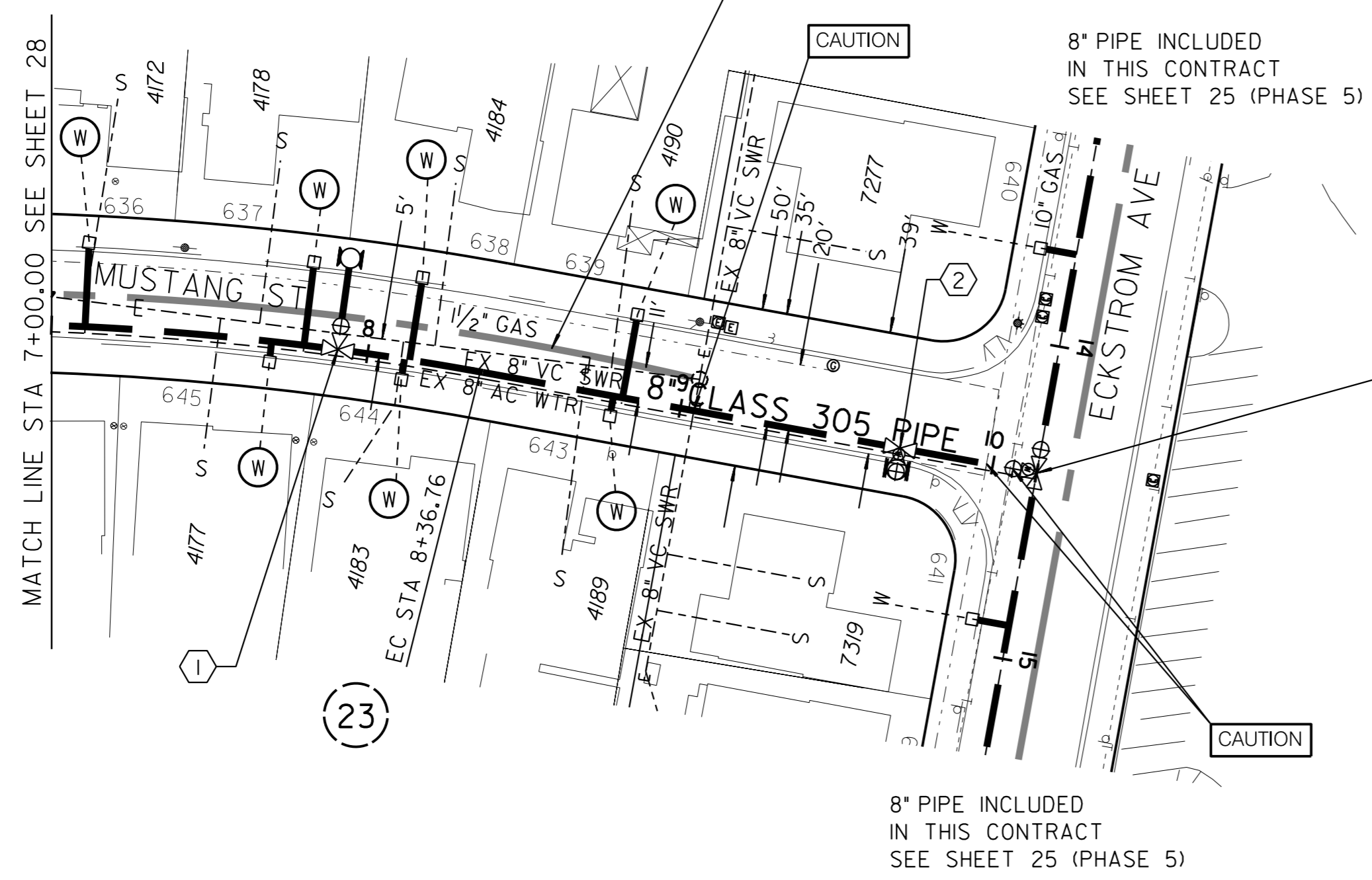
RETIREMENTS:
 8" - AC - 313.73' - 1959
 FH (2-PORT) - 1
 1" SERVICE - 7 - COPPER - 1959

MAP 4356
 VISTA MESA ANNEX UNIT NO.8

PHASE 8

PROPOSED 8" SEWER INCLUDED
 IN THIS CONTRACT SEE SHEET 9

8" PIPE INCLUDED
 IN THIS CONTRACT
 SEE SHEET 25 (PHASE 5)



STA 10+14.02
 = STA 14+54.22
 SEE SHEET 25
 NOTE 1


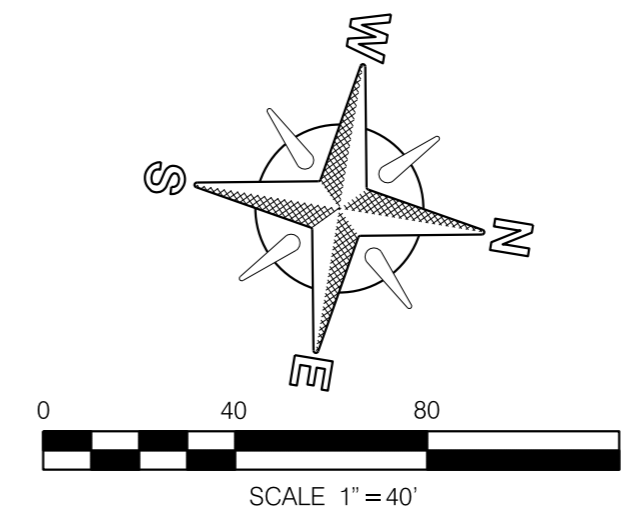
8" PIPE INCLUDED
 IN THIS CONTRACT
 SEE SHEET 25 (PHASE 5)

- ① BY CONTRACTOR FURNISH AND INSTALL
 STA 7+90.50
 1- 8" X 6" TEE (MJ, MJ, F)
 1- 6" FH ASSY AND MARKER
- ② BY CONTRACTOR FURNISH AND INSTALL
 STA 9+70.30
 1- 8" X 6" TEE (MJ, MJ, F)
 1- 6" FH ASSY AND MARKER

C-27

CLAIREMONT MESA E IMPROV 1
 MUSTANG ST
 SOUTH OF MUSTANG ST TO ECKSTROM AVE

CITY OF SAN DIEGO, CALIFORNIA ENGINEERING & CAPITAL PROJECTS DEPARTMENT SHEET 29 OF 42 SHEETS		WATER WBS B-18200 SEWER WBS B-18202
APPROVED: <i>Doel</i> FOR CITY ENGINEER	DATE: 02/22/2021 DATE: 2/22/21 RCE# C59403	DESIGNED BY: JAIME RAMOS-BANUELOS PROJECT MANAGER
PRINT DCE NAME	BY: <i>Doel</i>	CHECKED BY: DAKOTA ADELPHIA PROJECT ENGINEER
DESCRIPTION	APPROVED	238-1719 CCS27 COORDINATE
ORIGINAL	DA	6280796, 1879412 CCS83 COORDINATE
		41475-29-D



CONTRACTOR _____
 INSPECTOR _____

NTP DATE _____
 NOC DATE _____

MUSTANG ST

WORK BY CITY FORCES

LEGEND

- EXISTING WATER MAIN
- PRESSURE ZONE BOUNDARY
- - - - - PROPOSED WATER MAIN
- FIRE HYDRANT TO REMAIN IN SERVICE DURING CONSTRUCTION
- ◻ FIRE HYDRANT TO BE REPLACED
- 3 / 24 / 6 CITY FORCES NOTE NUMBER (THIS SHEET)
- 3 / 24 / 6 CITY FORCES NOTE NUMBER (PLAN & PROFILE SHT.)
- 3 / 24 / 6 PLAN & PROFILE "D" SHEET NUMBER

- BC --- BEFORE CONTRACTOR
- AC --- AFTER CONTRACTOR

WORK BY CITY FORCES

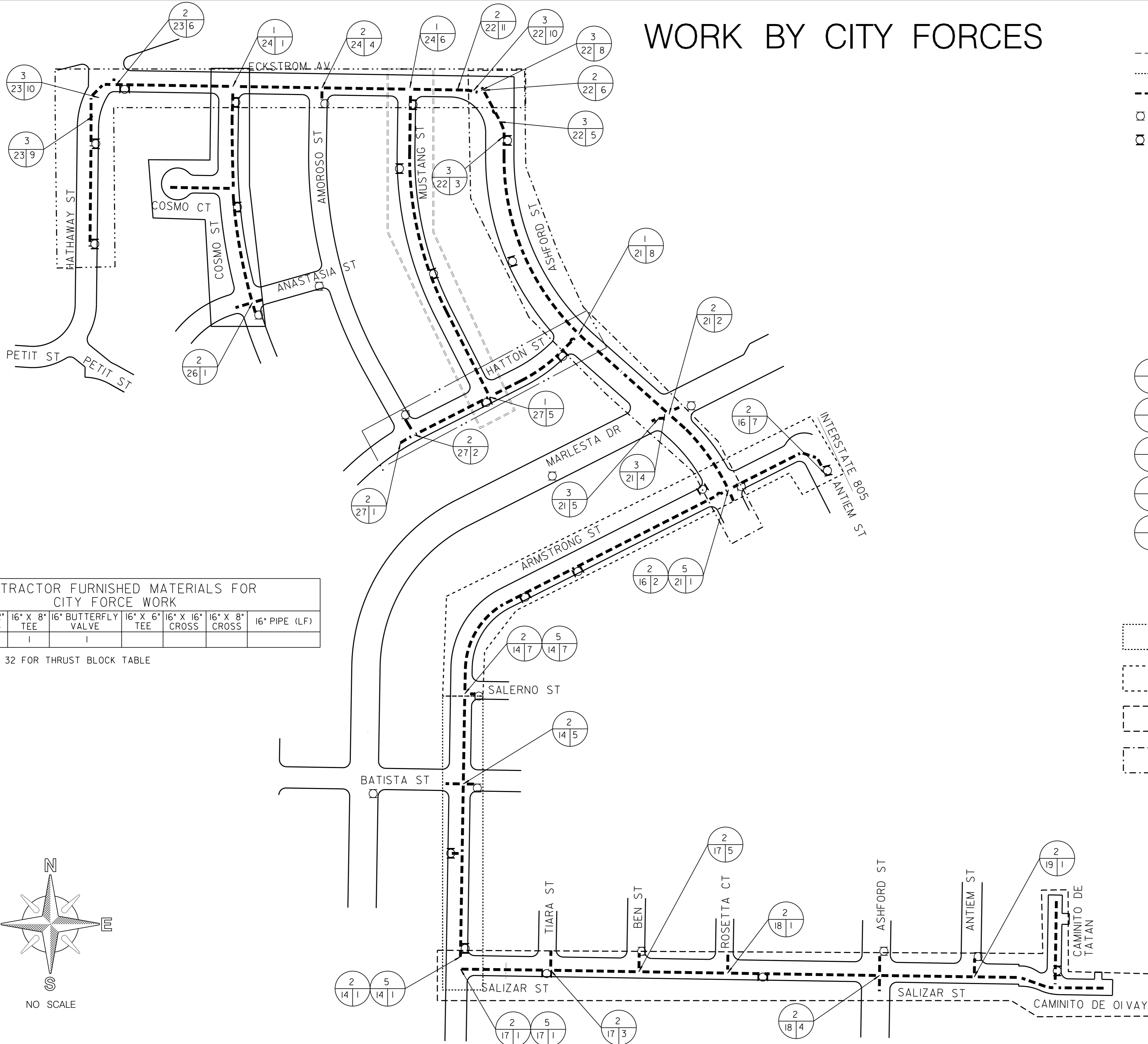
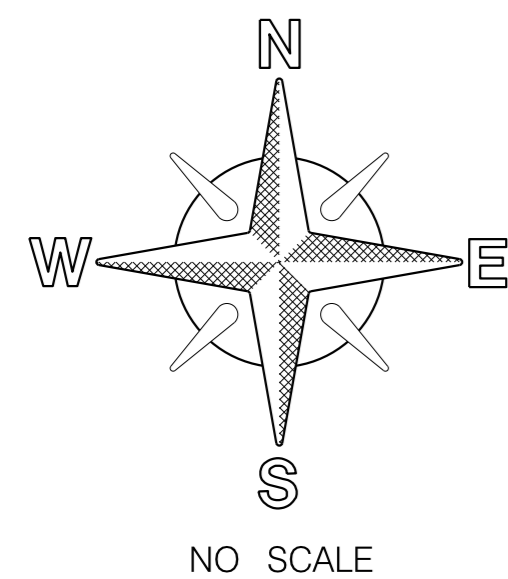
- 1 BC - TEE/CROSS CUT-IN, OPEN/CLOSE VALVE(S)
AC - RECONNECT. OPEN VALVE(S)
- 2 BC - CUT & PLUG
AC - RECONNECT
- 3 BC - CUT AND ABANDON
- 4 AC - WET TAP
- 5 BC - CLOSE EX. VALVE (REPLACE IF NEEDED)
AC - OPEN EX. VALVE

AREA TO BE HIGHLIGHTED IN PHASES

[Dashed Box]	PHASE 1	[Dashed Box]	PHASE 5
[Dashed Box]	PHASE 2	[Dashed Box]	PHASE 6
[Dashed Box]	PHASE 3	[Dashed Box]	PHASE 7
[Dashed Box]	PHASE 4	[Dashed Box]	PHASE 8


SHT	16" X 12" CROSS	16" X 8" TEE	16" BUTTERFLY VALVE	16" X 6" TEE	16" X 16" CROSS	16" X 8" CROSS	16" PIPE (LF)
21		1	1				

•SEE SHEET 32 FOR THRUST BLOCK TABLE



C-28

PLANS FOR THE CONSTRUCTION OF CLAIREMONT MESA E IMPROV 1 WORK BY CITY FORCES																					
CITY OF SAN DIEGO, CALIFORNIA ENGINEERING & CAPITAL PROJECTS DEPARTMENT SHEET 30 OF 42 SHEETS	WATER WBS B-18200 SEWER WBS B-18202																				
APPROVED: <i>Sheila P. Bose</i> FOR CITY ENGINEER SHEILA P. BOSE PRINT DCE NAME C59403 DATE 02/22/2021 DATE 2/22/21 PROJECT # C59403	DESIGNED BY: JAIME RAMOS-BANUELOS PROJECT MANAGER CHECKED BY: DAKOTA ADELPHIA PROJECT ENGINEER																				
<table border="1"> <thead> <tr> <th>DESCRIPTION</th> <th>BY</th> <th>APPROVED</th> <th>DATE</th> <th>FILMED</th> </tr> </thead> <tbody> <tr> <td>ORIGINAL</td> <td>DA</td> <td><i>Sheila</i></td> <td>2/22/21</td> <td></td> </tr> <tr> <td> </td> <td> </td> <td> </td> <td> </td> <td> </td> </tr> <tr> <td> </td> <td> </td> <td> </td> <td> </td> <td> </td> </tr> </tbody> </table>	DESCRIPTION	BY	APPROVED	DATE	FILMED	ORIGINAL	DA	<i>Sheila</i>	2/22/21												SEE EACH SHEET CCS27 COORDINATE SEE EACH SHEET CCS83 COORDINATE
DESCRIPTION	BY	APPROVED	DATE	FILMED																	
ORIGINAL	DA	<i>Sheila</i>	2/22/21																		
CONTRACTOR _____ INSPECTOR _____	NTP DATE _____ NOC DATE _____																				
41475-30-D																					



WORK BY CITY FORCES

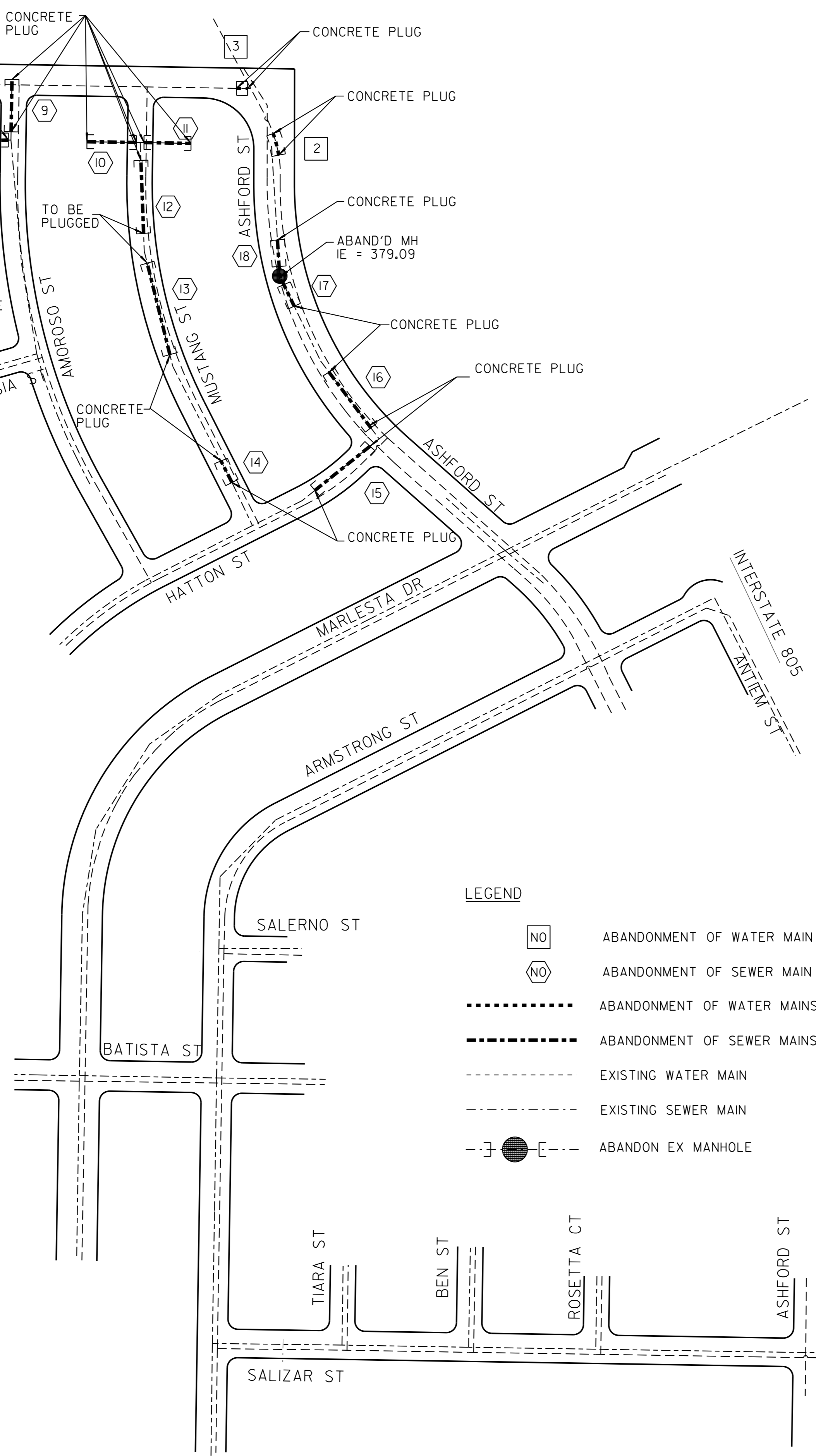
SHEET NO.	PIPE STATIONING	TYPE OF BLOCK	TYPE OF APPURTENANCE	DESIGN PRESSURE	TOTAL THRUST (lb)	ASSUMED SOIL CAPACITY	MINIMUM BEARING AREA (sq. ft.), SEE NOTE 3 BELOW FOR VOLUME OF BLOCK (cu. ft.)
14	1+54.12	THRUST	16" X 6" TEE	235 LB/SQ. IN.	8,787	1500 LB/SQ. FT.	22 SQ. FT.
14	4+22.13	THRUST	16" X 6" TEE	235 LB/SQ. IN.	8,787	1500 LB/SQ. FT.	22 SQ. FT.
14	6+18.84	THRUST	16" X 12" CROSS	235 LB/SQ. IN.	45,480	1500 LB/SQ. FT.	114 SQ. FT.
14	8+73.69	THRUST	16" X 8" TEE	235 LB/SQ. IN.	15,117	1500 LB/SQ. FT.	38 SQ. FT.
15	12+28.68	THRUST	16" X 6" TEE	235 LB/SQ. IN.	8,787	1500 LB/SQ. FT.	22 SQ. FT.
15	13+94.64	THRUST	16" X 6" TEE	235 LB/SQ. IN.	8,787	1500 LB/SQ. FT.	22 SQ. FT.
16	18+13.46	THRUST	16" X 6" TEE	235 LB/SQ. IN.	8,787	1500 LB/SQ. FT.	22 SQ. FT.
16	18+78.37	THRUST	16" X 16" CROSS	235 LB/SQ. IN.	79,026	1500 LB/SQ. FT.	198 SQ. FT.
16	18+78.37	THRUST	16" X 8" REDUCER	235 LB/SQ. IN.	40,763	1500 LB/SQ. FT.	102 SQ. FT.
16	18+78.37	THRUST	16" X 8" REDUCER	235 LB/SQ. IN.	40,763	1500 LB/SQ. FT.	102 SQ. FT.
21	3+73.38	THRUST	16" X 8" CROSS	235 LB/SQ. IN.	21,378	1500 LB/SQ. FT.	53 SQ. FT.
21	5+48.60	THRUST	16" X 6" TEE	235 LB/SQ. IN.	8,787	1500 LB/SQ. FT.	22 SQ. FT.
21	7+14.56	THRUST	16" X 8" TEE	235 LB/SQ. IN.	15,117	1500 LB/SQ. FT.	38 SQ. FT.
22	9+84.44	THRUST	16" X 6" TEE	235 LB/SQ. IN.	8,787	1500 LB/SQ. FT.	22 SQ. FT.
22	13+19.31	THRUST	16" X 6" TEE	235 LB/SQ. IN.	8,787	1500 LB/SQ. FT.	22 SQ. FT.
22	13+46.67	THRUST	16" 22 1/2" BEND	235 LB/SQ. IN.	21,803	1500 LB/SQ. FT.	55 SQ. FT.
22	14+74.85	THRUST	16" X 8" TEE	235 LB/SQ. IN.	15,117	1500 LB/SQ. FT.	38 SQ. FT.

• THE SPECIFIC WEIGHT OF CONCRETE IS 140LB/CU.FT. SAFETY FACTOR = 1.5

NOTES:
 1. FOR ADDITIONAL THRUST BLOCK, ANCHOR BLOCKS DETAILS AND NOTES SEE SDW-151.
 2. REFER TO SPECIFICATIONS SECTION 306-1.2.14 FOR ADDITIONAL REQUIREMENTS.
 3. FOR ESTIMATING THE CY QUANTITY FOR THRUST BLOCKS, THE DEPTH OF THE THRUST BLOCKS SHALL BE HALF OF THE TRENCH WIDTH PLUS 12" EMBEDMENT.

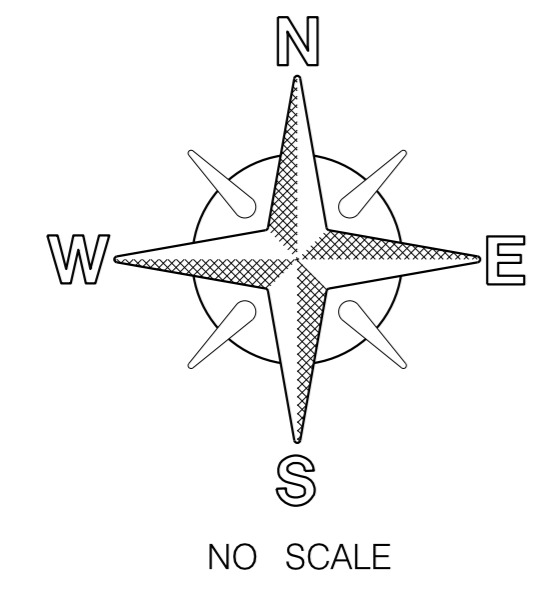
NO	LOCATION	SIZE OF PIPE	MATERIAL	LENGTH FT
1	CAMINITO DE TATAN TO END	4	AC	236.71
2	ASHFORD ST TO ECKSTROM AV	16	AC	44.03
3	ECKSTROM AV TO ASHFORD ST	8	AC	22.03
4	HATHAWAY ST TO ECKSTROM AV	8	AC	104.13
TOTAL ABANDONMENT OF WATER MAINS				406.90

NO	LOCATION	SIZE OF PIPE	MATERIAL	LENGTH FT
1	HATHAWAY ST	8	VC	195.12
2	HATHAWAY ST	8	VC	69.70
3	EASEMENT FROM HATHAWAY ST	8	VC	107.67
4	EASEMENT FROM COSMO CT	8	VC	113.68
5	COSMO ST	8	VC	39.78
6	COSMO ST	8	VC	139.20
7	COSMO ST	8	VC	35.51
8	EASEMENT FROM AMOROSO ST	8	VC	94.93
9	AMOROSO ST	8	VC	85.86
10	EASEMENT FROM MUSTANG ST	8	VC	97.42
11	EASEMENT FROM MUSTANG ST	8	VC	88.92
12	MUSTANG ST	8	VC	144.10
13	MUSTANG ST	8	VC	185.71
14	MUSTANG ST	8	VC	47.66
15	HATTON ST	8	VC	133.12
16	ASHFORD ST	8	VC	137.35
17	ASHFORD ST	8	VC	61.95
18	ASHFORD ST	8	VC	67.59
19	SALIZAR ST	8	VC	80.04
20	CAMINITO DE OI VAI	8	VC	140.85
TOTAL ABANDONMENT OF SEWER MAINS				2066.16



LEGEND


- [NO] ABANDONMENT OF WATER MAIN NO's
- [NO] ABANDONMENT OF SEWER MAIN NO's
- ABANDONMENT OF WATER MAINS
- ABANDONMENT OF SEWER MAINS
- EXISTING WATER MAIN
- EXISTING SEWER MAIN
- [●]--- ABANDON EX MANHOLE




C-30

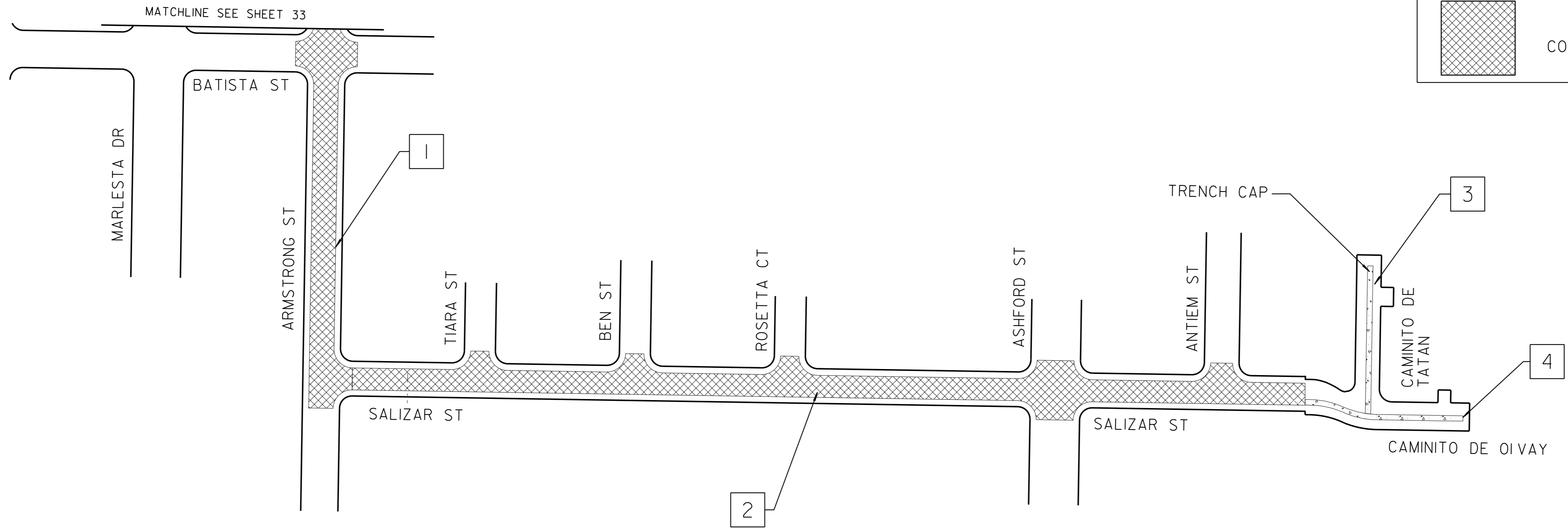
**PLANS FOR THE CONSTRUCTION OF
CLAIREMONT MESA E IMPROV 1
SEWER & WATER ABANDONMENT
/THRUST BLOCK TABLE**

CITY OF SAN DIEGO, CALIFORNIA ENGINEERING & CAPITAL PROJECTS DEPARTMENT SHEET 32 OF 42 SHEETS		WATER WBS B-18200 SEWER WBS B-18202
APPROVED FOR CITY ENGINEER SHEILA BOSE PRINTED NAME	DATE 02/22/2021 RCE# C59403	DESIGNED BY JAIME RAMOS-BANUELOS PROJECT MANAGER CHECKED BY DAKOTA ADELPHIA PROJECT ENGINEER
DESCRIPTION	BY	APPROVED
ORIGINAL	DA	<i>Boe</i>
		DATE
		2/22/21
		FILMED
SEE EACH SHEET CCS27 COORDINATE		SEE EACH SHEET CCS83 COORDINATE
CONTRACTOR		NTP DATE
INSPECTOR		NOC DATE

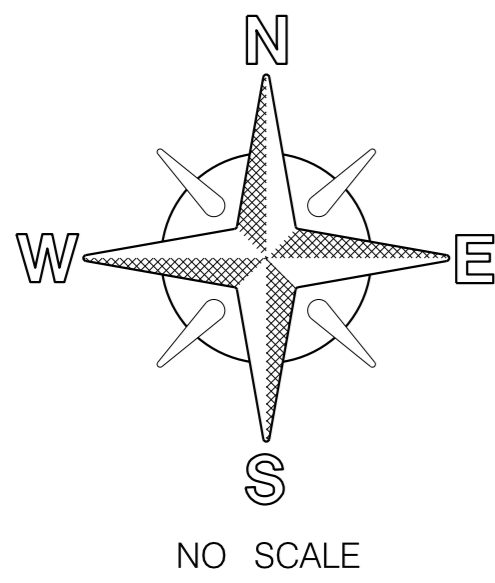


41475-32-D

LEGEND	
	APPROX. LIMITS OF FULL WIDTH COLD MILLING AND AC OVERLAY (2 INCH)



PAVING SCHEDULE NOTES								
NO.	LOCATION	STREET SEGMENT ID	OCI	LENGTH (FT)	WIDTH (FT)	APPROX. AREA (SF)	BASE BID RESTORATION REQUIRED	ADDITIVE ALTERNATE RESTORATION REQUIRED AS SHOWN ON PLAN
1	ARMSTRONG ST BETWEEN SALIZAR ST AND BATISTA ST	SS-002762	69.98	566	38	21,508	SLURRY SEAL TYPE II OVER III	TYPE B OVERLAY (2 INCH) PER SDG-106
2	SALIZAR ST BETWEEN ARMSTRONG ST AND TIARA ST BETWEEN TIARA ST AND BEN ST BETWEEN BEN ST AND ROSETTA CT BETWEEN ROSETTA CT AND ASHFORD ST BETWEEN ASHFORD ST AND ANTIEM ST BETWEEN ANTIEM ST AND CAMTO DE OIVAY	SS-023920 SS-023921 SS-023922 SS-023923 SS-023924 SS-023925	77.77 81.73 86.04 83.51 81.13 65.97	236 250 252 424 270 130	34 34 34 34 34 34	8,024 8,500 8,568 14,416 9,180 4,420	SLURRY SEAL TYPE II OVER III	TYPE B OVERLAY (2 INCH) PER SDG-106
3	CAMINO DE TATAN						-	PRIVATE
4	CAMINITO DE DIVAI						-	PRIVATE
TOTAL AREA OF FULL WIDTH COLD MILLING AND AC OVERLAY (2 INCH)								74,616 SF
TOTAL AREA OF SLURRY SEAL TYPE I OVER II							74,616 SF	



C-32

PLANS FOR THE CONSTRUCTION OF
CLAIREMONT MESA E IMPROV 1
STREET RESURFACING PLAN

CITY OF SAN DIEGO, CALIFORNIA
ENGINEERING & CAPITAL PROJECTS DEPARTMENT
SHEET 34 OF 42 SHEETS

WATER WBS B-18200
SEWER WBS B-18202



APPROVED: *Sheila Bose* 02/22/2021
FOR CITY ENGINEER DATE
SHEILA BOSE PROJECT ENGINEER
PRINT DCE NAME RCE#

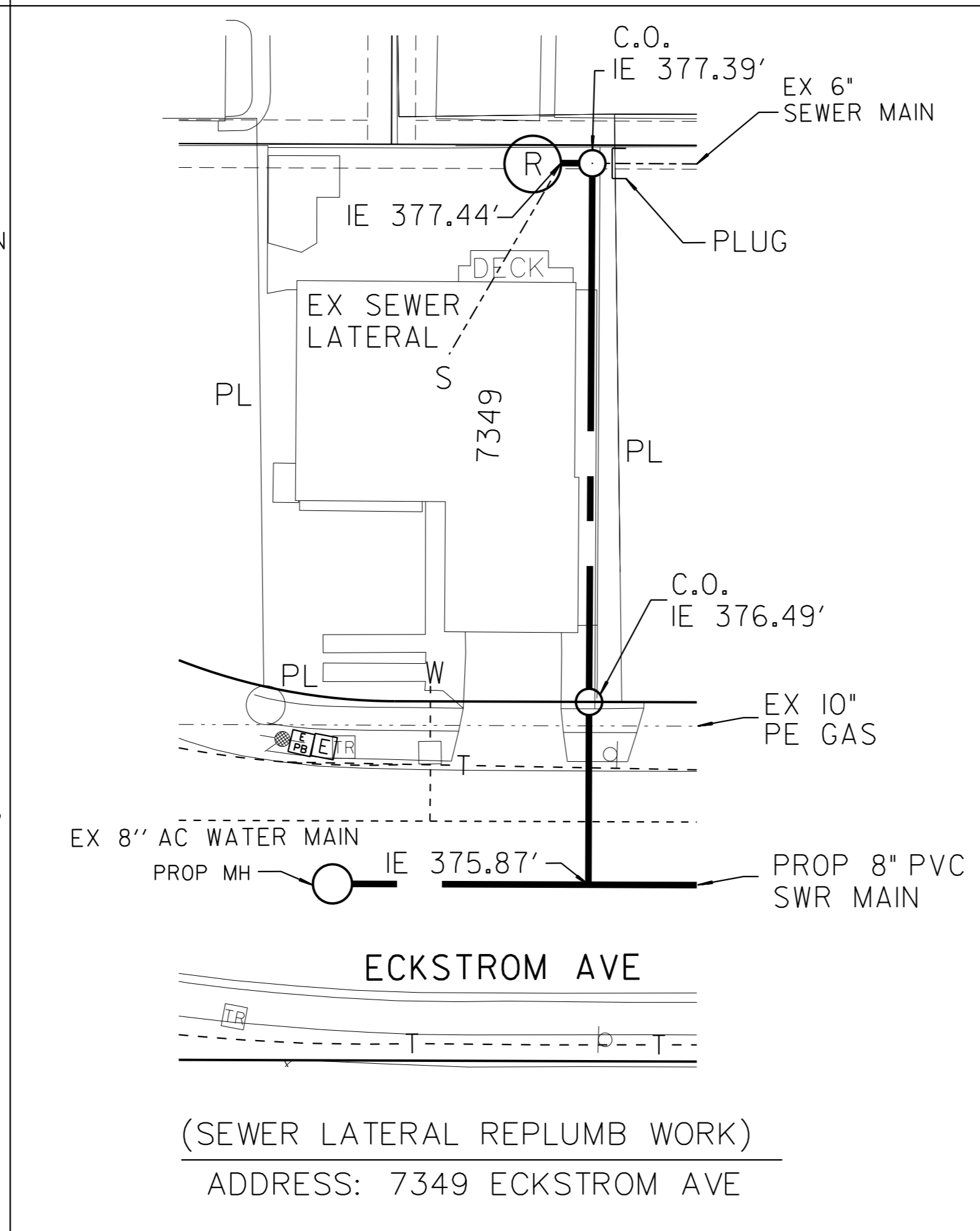
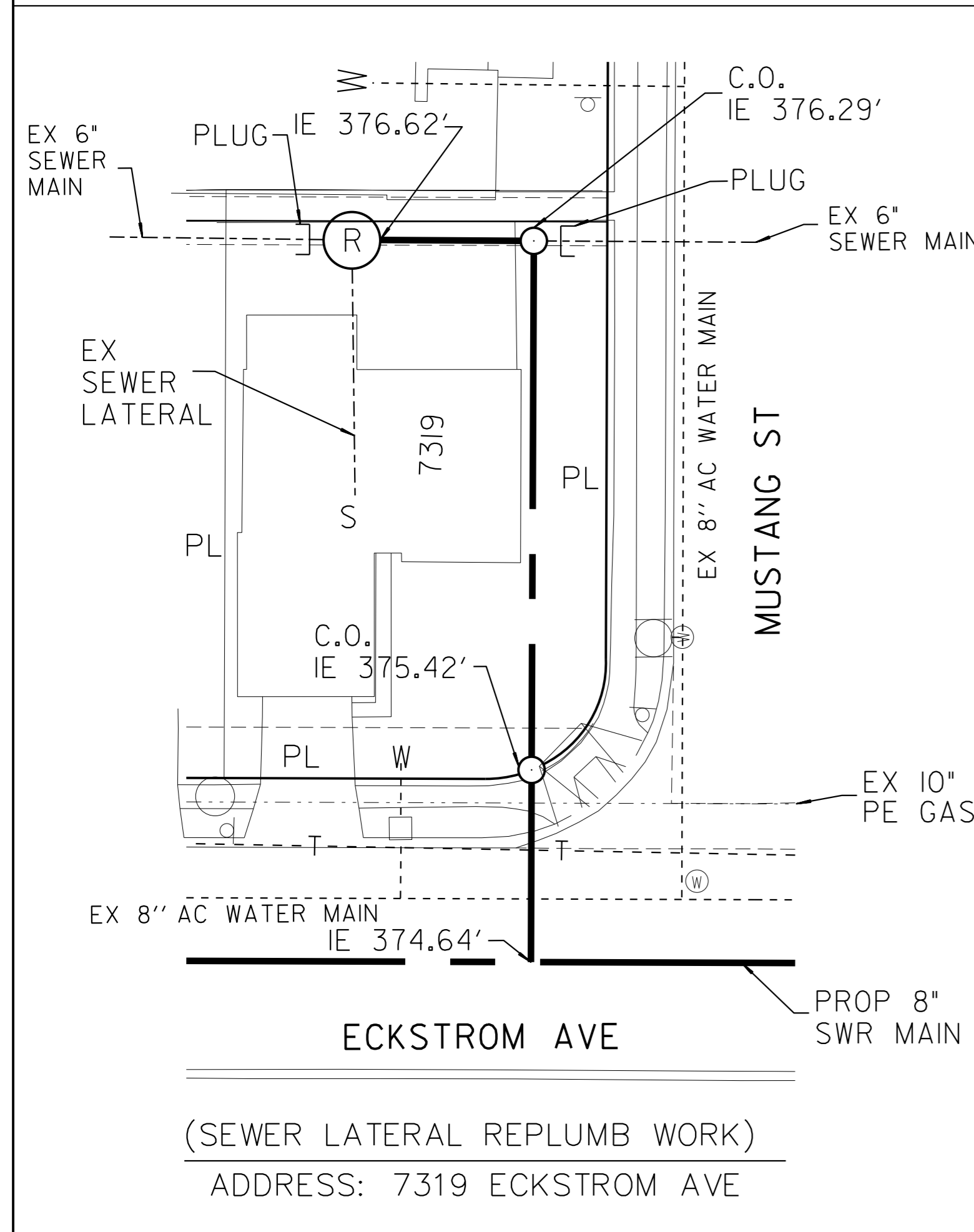
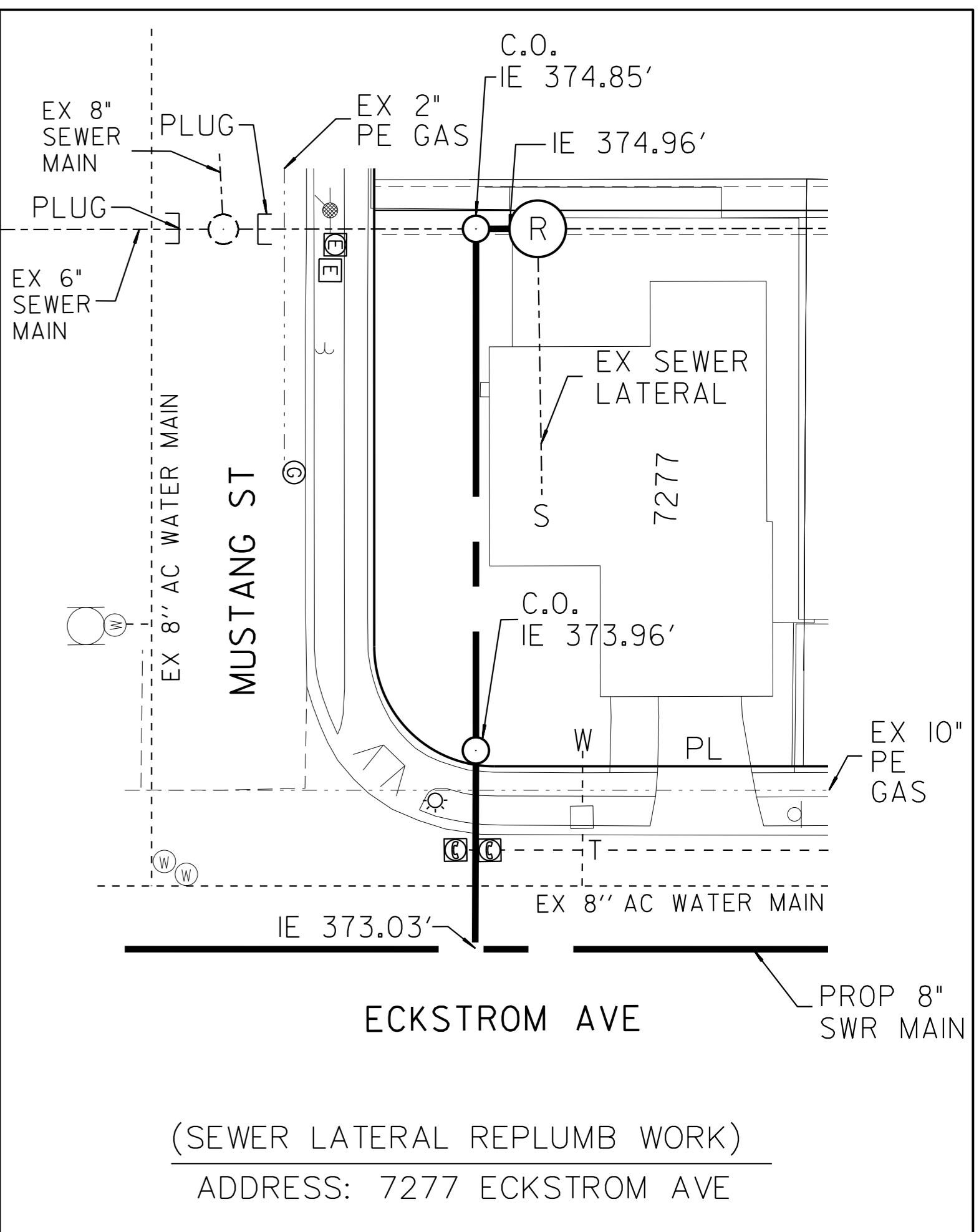
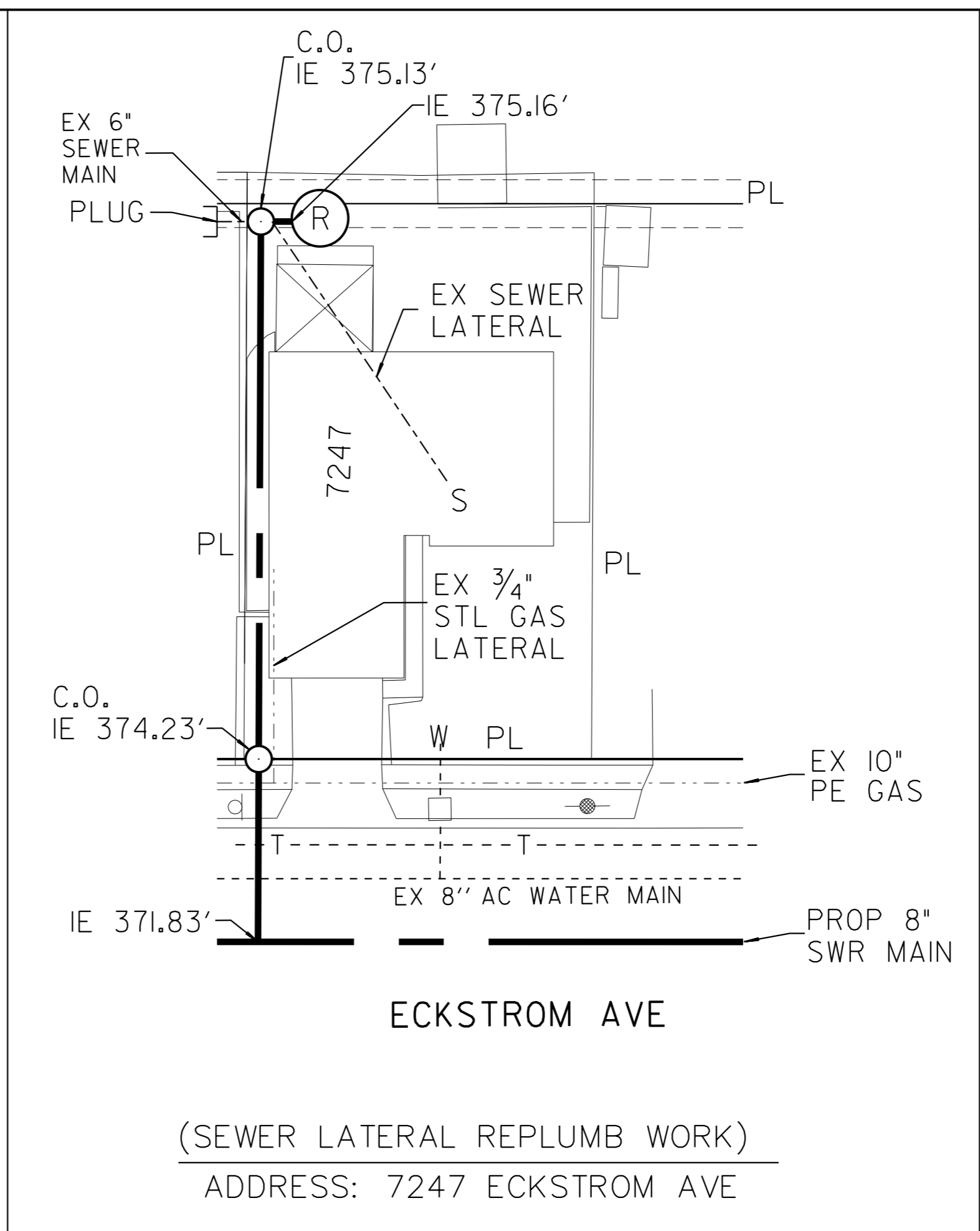
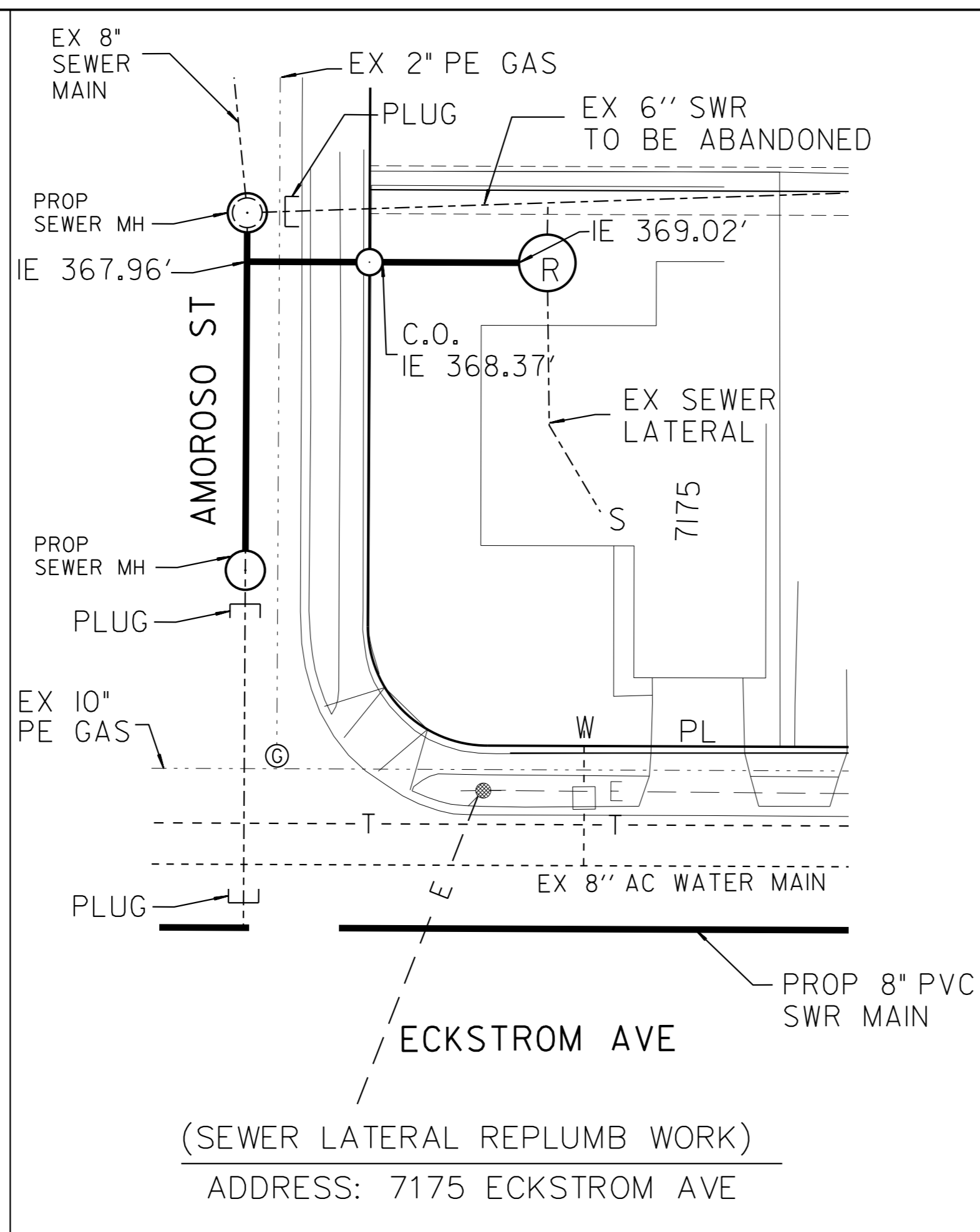
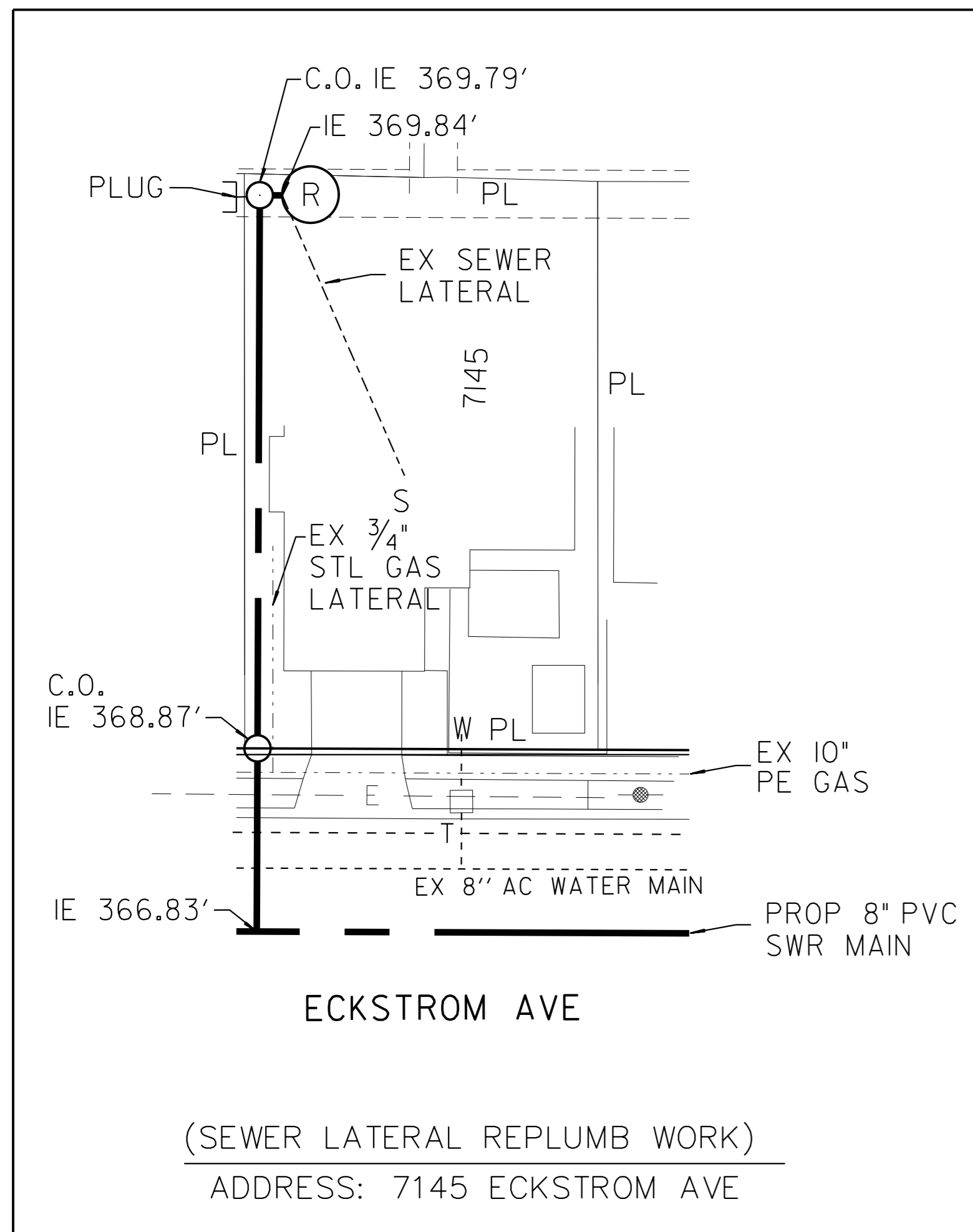
DESIGNED BY: JAIME RAMOS-BANUELOS
PROJECT MANAGER
CHECKED BY: DAKOTA ADELPHIA
PROJECT ENGINEER

DESCRIPTION	BY	APPROVED	DATE	FILMED
ORIGINAL	DA	<i>Boe</i>	2/22/21	

SEE EACH SHEET
CCS27 COORDINATE
SEE EACH SHEET
CCS83 COORDINATE


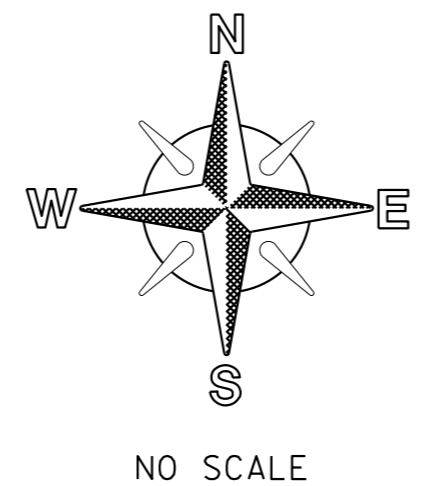
CONTRACTOR _____ NTP DATE _____
INSPECTOR _____ NOC DATE _____

41475-34-D



NOTE:

- SEWER LATERALS DESIGN BASED ON SDS-101, SDS-102, SDS-103, SDS-104, SDS-105, SEWER DESIGN MANUAL 2015 SECTION 2.5 AND CAPC 2016. ALL SEWER LATERALS WILL BE A MINIMUM OF 2%.
- IT IS THE RESPONSIBILITY OF THE CONTRACTOR TO FIELD LOCATE ALL EXISTING SEWER LATERALS THAT REQUIRE RELOCATION. FIELD LOCATION SHALL BE INCLUDED IN THE BID ITEM FOR EACH SEWER LATERAL REPLUMB ADDRESS. SEWER LATERALS LOCATIONS SHOWN ARE FROM RECORD DRAWINGS ONLY.
- LOCATION OF EXISTING UTILITIES ARE APPROXIMATE. CONTRACTOR SHALL CONFIRM PRIOR TO START OF CONSTRUCTION AND NOTIFY THE ENGINEER OF ANY DISCREPANCIES.
- THE CONTRACTOR SHALL UTILIZE CRAWL SPACE BENEATH RESIDENCE TO FACILITATE REPLUMB CONNECTION IN AN EFFORT TO MINIMIZE IMPACTS AND SHORTEN SEWER LATERAL LENGTHS.
- CONTRACTOR TO REPLACE IN KIND ALL EXISTING IMPROVEMENTS AFFECTED BY CONSTRUCTION OF REPLUMB.



C-33

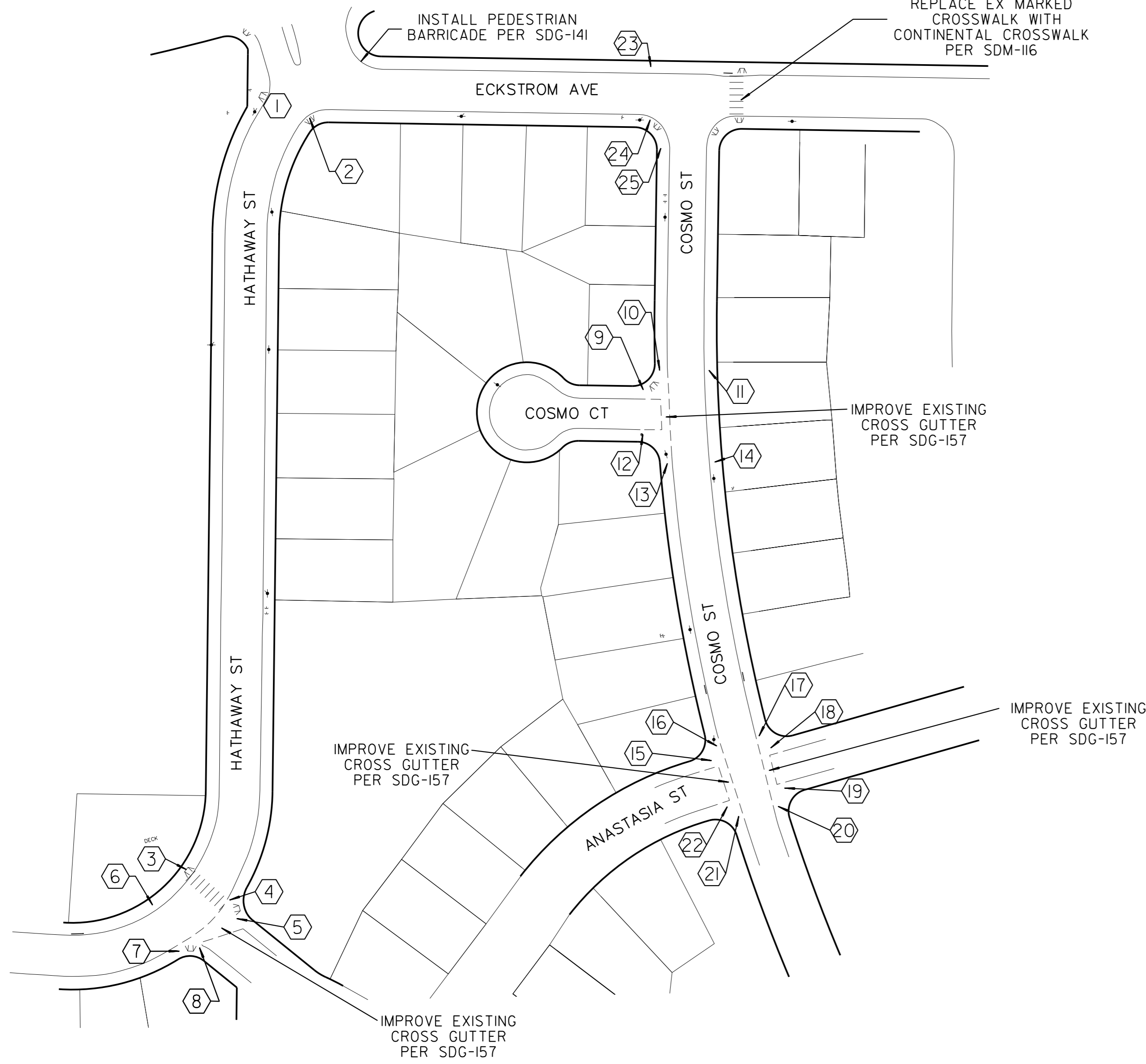
**PLANS FOR THE CONSTRUCTION OF
CLAIREMONT MESA E IMPROV 1
REPLUMB DETAILS**

CITY OF SAN DIEGO, CALIFORNIA ENGINEERING & CAPITAL PROJECTS DEPARTMENT SHEET 35 OF 42 SHEETS		WATER WBS B-18200 SEWER WBS B-18202
APPROVED FOR CITY ENGINEER <i>Bose</i> SHEILA BOSE PRINT NAME	DATE 02/22/2021 DATE 2/22/21 RCE# C59403	DESIGNED BY JAIME RAMOS-BANUELOS PROJECT MANAGER CHECKED BY DAKOTA ADELPHIA PROJECT ENGINEER
DESCRIPTION	BY	APPROVED
ORIGINAL	DA	<i>Bose</i>
CONTRACTOR		NTP DATE
INSPECTOR		NOC DATE
		41475-35-D

REPLUMB DETAILS

CURB RAMP NOTES TABLE

LOCATION NO.	CURB RAMP TYPE	CASE	APPROX. R/W	REPLACEMENT	NEW	HISTORIC STAMPS	SURVEY MARKER	BARRICADE TYPE	MISC SIGN	DETECTABLE WARNING TILES		REPLACE SPANDREL (SPI) OR CONCRETE ALLEY APRON (CAA)	COMMENTS / MODIFICATIONS
										STAINLESS STEEL	OTHER		
1	A		8'7"	X									PROTECT IN PLACE EX AT&T PULL BOX, EXTEND LANDING INTO GRASS REPLACE EX MARKED CROSSWALK WITH CONTINENTAL CROSSWALK PER SDM-I16
2	A		10'2"	X		X							
3	CI		4'6"	X									
4	CI		6'3"	X		X					X		DUAL CURB RAMP PER SDG-134 AND SDG-135, ENSURE NEW CURB RAMP FACES EXISTING RAMP ON NW CORNER
5	CI		6'3"	X		X					X		DUAL CURB RAMP PER SDG-134 AND SDG-135, REMOVE AND RELOCATE STOP SIGN AND LIMIT LINE
6	CI		4'6"		X								PROVIDE LEVEL LANDING IN FRONT OF PRIVATE ENTRANCE. PROTECT CONCRETE WALL DURING DEOMLITION AND CONSTRUCTION.
7	CI		6'9"	X		X					X		DUAL CURB RAMP PER SDG-134 AND SDG-135, ENSURE 4'0" MIN SEPARATION FROM EX. DRIVEWAY, REMOVE AND RELOCATE STOP SIGN AND LIMIT LINE
8	CI		6'9"	X							X		DUAL CURB RAMP PER SDG-134 AND SDG-135
9	A		9'2"	X		X					X		DUAL CURB RAMP PER SDG-134 AND SDG-132, PROTECT IN PLACE EXISTING FENCE
10	A		9'2"	X		X					X		DUAL CURB RAMP PER SDG-134 AND SDG-132, RELOCATE EXISTING STREET SIGN
11	C2		8'10"		X								ENSURE 4' MIN CLEARANCE FROM DRIVEWAY WING TO CURB RAMP OPENING. REMOVE PALM TREES IF NECESSARY, RELOCATE WATER METER BOX IF IN CONFLICT WITH DWT
12	C2		8'10"		X	X					X		DUAL CURB RAMP PER SDG-134 AND SDG-135
13	C2		8'10"		X								DUAL CURB RAMP PER SDG-134 AND SDG-135, ADJUST WATER METER BOX TO GRADE, ROOT PRUNING AND ROOT BARRIER, PROTECT UTILITY POLE. POLE MAYBE WITHIN RAMP FLARE IF NECESSARY.
14	C2		9'1"		X								ENSURE 4' MIN CLEARANCE FROM DRIVEWAY WING TO CURB RAMP OPENING.
15	C2		8'11"		X	X					X		DUAL CURB RAMP PER SDG-134 AND SDG-135
16	C2		8'11"		X	X					X		DUAL CURB RAMP PER SDG-134 AND SDG-135, REMOVE AND RELOCATE STOP SIGN AND LIMIT LINE, PROTECT UTILITY POLE. POLE MAYBE WITHIN RAMP FLARE IF NECESSARY.
17	C2		9'0"		X						X		DUAL CURB RAMP PER SDG-134 AND SDG-135, PROTECT IN PLACE EXISTING RETAINING WALL
18	C2		9'0"		X						X		DUAL CURB RAMP PER SDG-134 AND SDG-135, PROTECT IN PLACE EXISTING RETAINING WALL
19	C2		8'10"		X						X		DUAL CURB RAMP PER SDG-134 AND SDG-135
20	C2		8'10"		X	X					X		DUAL CURB RAMP PER SDG-134 AND SDG-135, REMOVE AND RELOCATE STOP SIGN AND LIMIT LINE
21	C2		8'10"		X						X		DUAL CURB RAMP PER SDG-134 AND SDG-135
22	C2		8'10"		X	X					X		DUAL CURB RAMP PER SDG-134 AND SDG-135
23	C2		8'10"		X								ENSURE 4'0" MINIMUM SEPARATION FROM THE EX DRIVEWAY
24	C2		8'10"		X								DUAL CURB RAMP PER SDG-134 AND SDG-135
25	CI		5'7"		X								DUAL CURB RAMP PER SDG-134 AND SDG-135



GENERAL CURB RAMP NOTES:

1. THE DETECTABLE WARNING TILES SHALL BE PER THE CITY'S APPROVED MATERIALS LIST.
2. CONTRACTOR MAY USE NON-STAINLESS MATERIAL PER CITY'S AML IF THE DWT HAS TO BE TRIMMED TO CONFORM TO THE CURB RAMP CONFIGURATION.
3. THE DESIGN OF THE CURB RAMP SHALL NOT AFFECT THE DRAINAGE PATTERN ON THE STREET.
4. CONTRACTOR SHALL REPLACE LIFTED, DAMAGED OR MISSING SIDEWALK PANELS WITHIN THE ENTIRE CURB RETURN AND ALONG THE IMMEDIATE SIDEWALK AREAS LEADING TO THE CURB RETURN.
5. COUNTER SLOPES (CURB RAMP SLOPE PLUS STREET SLOPE) WHEN ADDED CANNOT EXCEED 13% WITH THE EXCEPTION OF A TYPE C2 AND CI, ADJUST THE SLOPE OF THE MAIN RAMP AND/OR STREET IF THE COUNTER SLOPE EXCEEDS 5.0%.
6. PROTECT AND KEEP ALL HISTORIC STAMPS WITHIN CORNER SIDEWALKS.
7. CONTRACTOR TO USE THE SAME EXISTING SIDEWALK CONCRETE COLOR ON THE SIDEWALK PANELS AND CURB RAMP, MATCH APPROVED COLOR PER COMMUNITY PLAN.
8. CONTRACTOR TO PROTECT ANY EXISTING WALLS BEHIND THE SIDEWALK DURING DEMOLITION AND CONSTRUCTION
9. CONTRACTOR TO ENSURE THERE ARE SIGNS ON BOTH SIDES OF THE STANDARD PEDESTRIAN BARRICADE AND THAT THE ARROW ON THE SIGNS POINT TO THE NEAREST CROSSING AREA.
10. PROVIDE A RETAINING CURB BEHIND THE CURB RAMP IF THE ADJACENT GRADE IS HIGHER OR LOWER THAN THE SIDEWALK OR CURB RAMP LANDING SURFACE. THE HEIGHT OF THE RETAINING CURB SHALL BE 2" HIGHER THAN THE ADJACENT GRADE. IF THE GRADE IS LOWER, A 6" HIGH CONCRETE CURB SHALL BE USED. IF THE GRADE IS LOWER THAN 24", A PROTECTIVE RAILING SHALL BE PROVIDED.

NOTE:

CONTRACTOR TO NOTIFY CM & FE SURVEY SECTION 30 DAYS PRIOR TO REMOVAL OF SIDEWALK FOR CURB RAMP CONSTRUCTION TO RELOCATE ANY SURVEY MARKERS.

LEGEND

Ⓢ CURB RAMP NO's T EX TREE ⊕ EX STREET LIGHT
 → EX UTILITY POLE † EX STREET SIGN ⊖ EX BARRICADE
 □ EX FIRE HYDRANT Δ EX CURB RAMP

PROPOSED CURB RAMP PER STANDARD DRAWINGS:
 DETECTABLE WARNING TILES SDG-130
 GENERAL CURB RAMP NOTES SDG-131
 CURB RAMP A SDG-132
 CURB RAMP B SDG-133
 DUAL CURB RAMP SDG-134
 CURB RAMP - TYPE CI & C2 SDG-135
 CURB RAMP - ADDITIONAL DETAILS SDG-136
 CURB RAMP - TYPE D SDG-137

PEDESTRIAN ISLAND AND CUT-THROUGH DETAILS SDG-139
 PROTECTIVE RAILING AT CURB RAMP SDG-140
 PEDESTRIAN BARRICADE SDG-141
 EX STAMP/IMPRESSION PLACEMENT SDG-115

**PLANS FOR THE CONSTRUCTION OF
CLAIREMONT MESA E IMPROV 1
CURB RAMP LOCATION**

CITY OF SAN DIEGO, CALIFORNIA ENGINEERING & CAPITAL PROJECTS DEPARTMENT SHEET 36 OF 42 SHEETS		WATER WBS B-18200 SEWER WBS B-18202
APPROVED BY: <i>Sheila</i> FOR CITY ENGINEER SHEILA BOSE PRINT DCE NAME	DATE: 02/22/2021 RCE# C59403	FORWARDED BY: JAIME RAMOS-BANUELOS PROJECT MANAGER CHECKED BY: DAKOTA ADELPHIA PROJECT ENGINEER
DESCRIPTION	BY	APPROVED
ORIGINAL	DA	<i>Boe</i>
DATE	FILED	

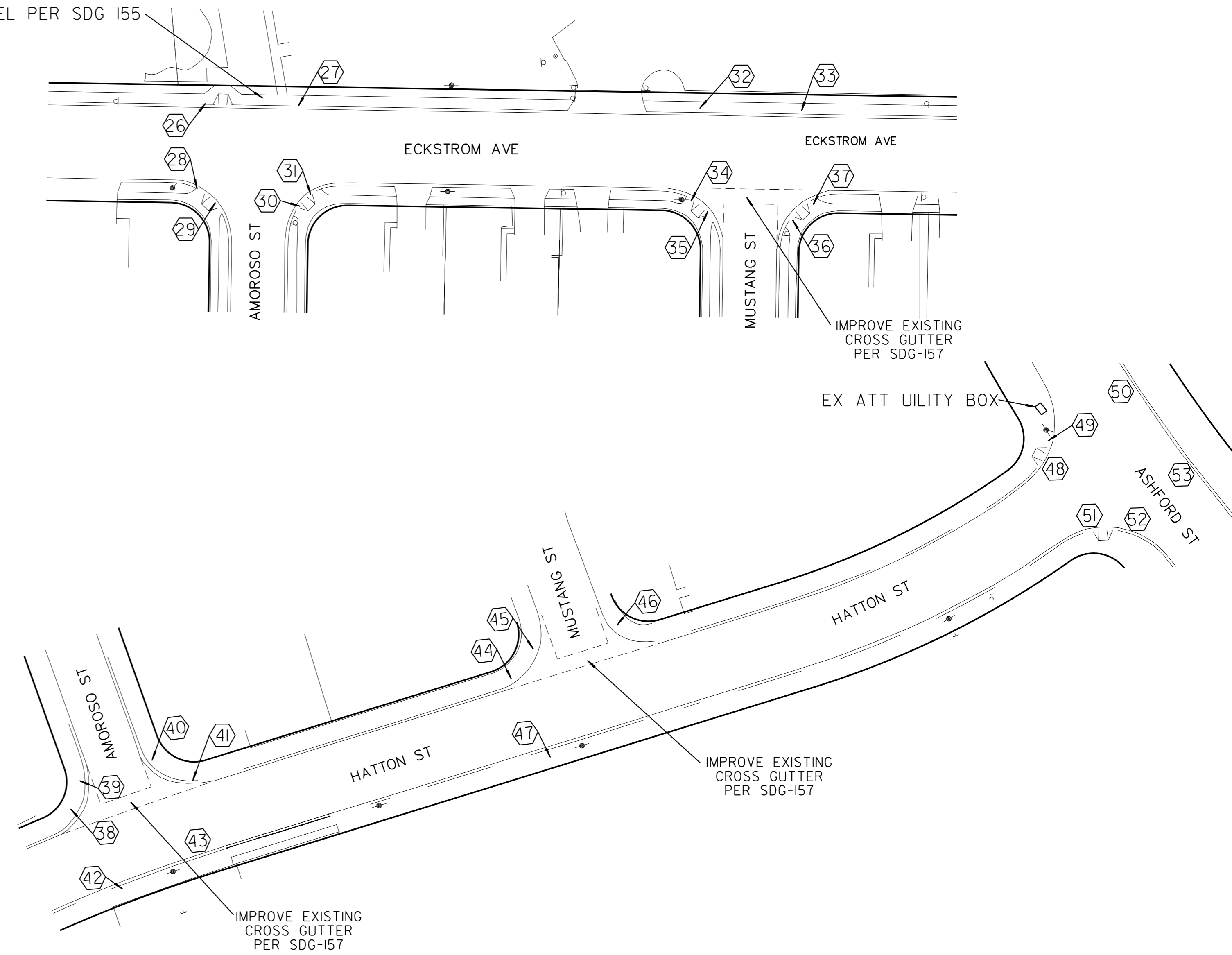
CONTRACTOR: _____ NTP DATE: _____
 INSPECTOR: _____ NOC DATE: _____

41475-36-D

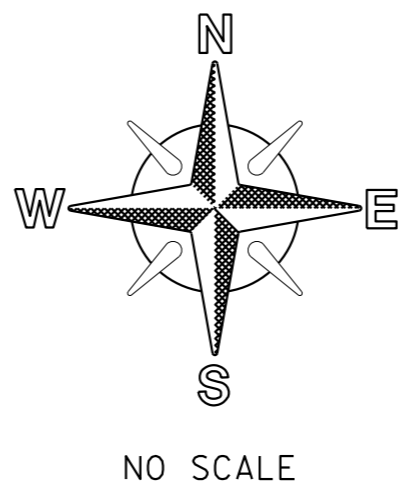
CURB RAMP NOTES TABLE

REPLACE SIDEWALK PANEL PER SDG 155

LOCATION NO.	CURB RAMP		APPROX. R/W	REPLACEMENT	NEW	HISTORIC STAMPS	SURVEY MARKER	BARRICADE TYPE	MISC. SIGN	DETECTABLE WARNING TILES		REPLACE SPANDREL (SP) OR CONCRETE ALLEY APRON (CAA)	COMMENTS / MODIFICATIONS
	TYPE	CASE								STAINLESS STEEL	OTHER		
26	CI		5'7"	X		X							REMOVE EX RAMP, REPLACE WITH SIDEWALK AND CURB AND GUTTER. INSTALL NEW CURB RAMP TO ALIGN WITH NO. 28 CURB RAMP.
27	CI		5'6"		X								ENSURE LEVEL LANDING IN FRONT OF PRIVATE WALKWAY
28	A		9'3"	X									DUAL CURB RAMP PER SDG-134 AND SDG-132, PROTECT IN PLACE EX SPECTRUM PULLBOX
29	A		9'3"	X									DUAL CURB RAMP PER SDG-134 AND SDG-132
30	A		9'5"	X		X							DUAL CURB RAMP PER SDG-134 AND SDG-132, REMOVE AND RELOCATE STOP SIGN AND LIMIT LINE
31	A		9'6"	X									DUAL CURB RAMP PER SDG-134 AND SDG-132
32	CI		5'5"		X								
33	CI		5'6"		X								
34	C2		8'10"	X							X		DUAL CURB RAMP PER SDG-134 AND SDG-135, PROTECT IN PLACE EX UTILITY POLE. POLE MAY BE IN THE CURB RAMP FLARE.
35	C2		8'10"	X		X					X		DUAL CURB RAMP PER SDG-134 AND SDG-135
36	C2		9'0"	X							X		DUAL CURB RAMP PER SDG-134 AND SDG-135, REMOVE AND RELOCATE STOP SIGN AND LIMIT LINE
37	C2		9'0"	X							X		DUAL CURB RAMP PER SDG-134 AND SDG-135
38	C2		9'0"		X						X		DUAL CURB RAMP PER SDG-134 AND SDG-135, PROTECT EX WALL FENCE DURING DEMOLITION AND CONSTRUCTION. REMOVE PONDING ISSUES.
39	C2		9'0"		X	X					X		DUAL CURB RAMP PER SDG-134 AND SDG-135, PROTECT EX WALL FENCE DURING DEMOLITION AND CONSTRUCTION. REMOVE PONDING ISSUE.
40	C2		8'11"		X						X		DUAL CURB RAMP PER SDG-134 AND SDG-135, ENSURE 4' MIN CLEARANCE FROM DRIVEWAY WING TO RAMP OPENING. REMOVE PONDING ISSUES.
41	C2		8'11"		X						X		DUAL CURB RAMP PER SDG-134 AND SDG-135, PROTECT IN PLACE EX STREET SIGN. ENSURE 4' MIN CLEARANCE FROM DRIVEWAY WING TO RAMP OPENING. REMOVE PONDING ISSUES.
42	C2		8'11"		X								PROTECT IN PLACE EX RETAINING WALL, ADJUST WATER METER BOX TO GRADE. CURB RAMP SHALL BE A MIN 2' FROM EXISTING DRIVEWAY.
43	C2		8'10"		X								PROTECT IN PLACE EX TREE, ADJUST WATER METER BOX TO GRADE. PROTECT BRICK FENCE DURING DEMOLITION AND CONSTRUCTION.
44	C2		9'0"		X	X					X		DUAL CURB RAMP PER SDG-134 AND SDG-135, PROTECT IN PLACE EX RETAINING WALL ENSURE TO PROVIDE LEVEL LANDING IN FRONT OF PRVITE ENTRANCE.
45	C2		9'0"		X	X					X		DUAL CURB RAMP PER SDG-134 AND SDG-135, PROTECT IN PLACE EX RETAINING WALL
46	C2		9'0"		X	X					X		
47	C2		8'11"		X								ENSURE 4'-0" SEPARATION FROM ADJACENT DRIVEWAY. RELOCATE OR ADJUST TO GRADE WATER METER PULL BOX.
48	A		10'6"	X		X							REMOVE EX CURB RAMP AND INSTALL DUAL CURB RAMPS PER SDG-134 AND SDG-132
49	A		10'6"	X		X							DUAL CURB RAMP PER SDG-134 AND SDG-132, PROTECT IN PLACE EX UTILITY POLE, POLE CAN BE WITHIN FLARE OF RAMP
50	B		10'0"		X								
51	A		11'5"	X		X							DUAL CURB RAMP PER SDG-134 AND SDG-132, REMOVE AND RELOCATE STOP SIGN AND LIMIT LINE
52	A		11'5"	X		X							REMOVE EX CURB RAMP AND INSTALL DUAL CURB RAMPS PER SDG-134 AND SDG-132
53	B		10'0"		X								PROTECT EX TREE IN PLACE



NOTE:
CONTRACTOR TO NOTIFY CM & FE SURVEY SECTION 30 DAYS PRIOR TO REMOVAL OF SIDEWALK FOR CURB RAMP CONSTRUCTION TO RELOCATE ANY SURVEY MARKERS.



LEGEND

- (B) CURB RAMP NO's
- EX UTILITY POLE
- EX FIRE HYDRANT
- EX TREE
- EX STREET SIGN
- EX CURB RAMP
- EX STREET LIGHT
- EX BARRICADE

PROPOSED CURB RAMPS PER STANDARD DRAWINGS:
 DETECTABLE WARNING TILES SDG-130
 GENERAL CURB RAMP NOTES SDG-131
 CURB RAMP A SDG-132
 CURB RAMP B SDG-133
 DUAL CURB RAMPS SDG-134
 CURB RAMP - TYPE C1 & C2 SDG-135
 CURB RAMPS ADDITIONAL DETAILS SDG-136
 CURB RAMP - TYPE D SDG-137

PEDESTRIAN ISLAND AND CUT-THROUGH DETAILS SDG-139
 PROTECTIVE RAILING AT CURB RAMPS SDG-140
 PEDESTRIAN BARRICADE SDG-141
 EX STAMP/IMPRESSION PLACEMENT SDG-115

**PLANS FOR THE CONSTRUCTION OF
CLAIREMONT MESA E IMPROV 1
CURB RAMP LOCATION**

CITY OF SAN DIEGO, CALIFORNIA
ENGINEERING & CAPITAL PROJECTS DEPARTMENT
SHEET 37 OF 42 SHEETS

WATER WBS B-18200
SEWER WBS B-18202

APPROVED: *Boe* 02/22/2021
FOR CITY ENGINEER DATE
SHEILA BOSE PROJECT ENGINEER
PRINT DCE NAME RCE# C59403

DESIGNED BY: JAIME RAMOS-BANUELOS PROJECT MANAGER
CHECKED BY: DAKOTA ADELPHIA PROJECT ENGINEER

DESCRIPTION	BY	APPROVED	DATE	FILMED
ORIGINAL	DA	<i>Boe</i>	2/22/21	

SEE EACH SHEET
CCS27 COORDINATE

SEE EACH SHEET
CCS83 COORDINATE

CONTRACTOR: _____ NTP DATE: _____
INSPECTOR: _____ NOC DATE: _____

41475-37-D

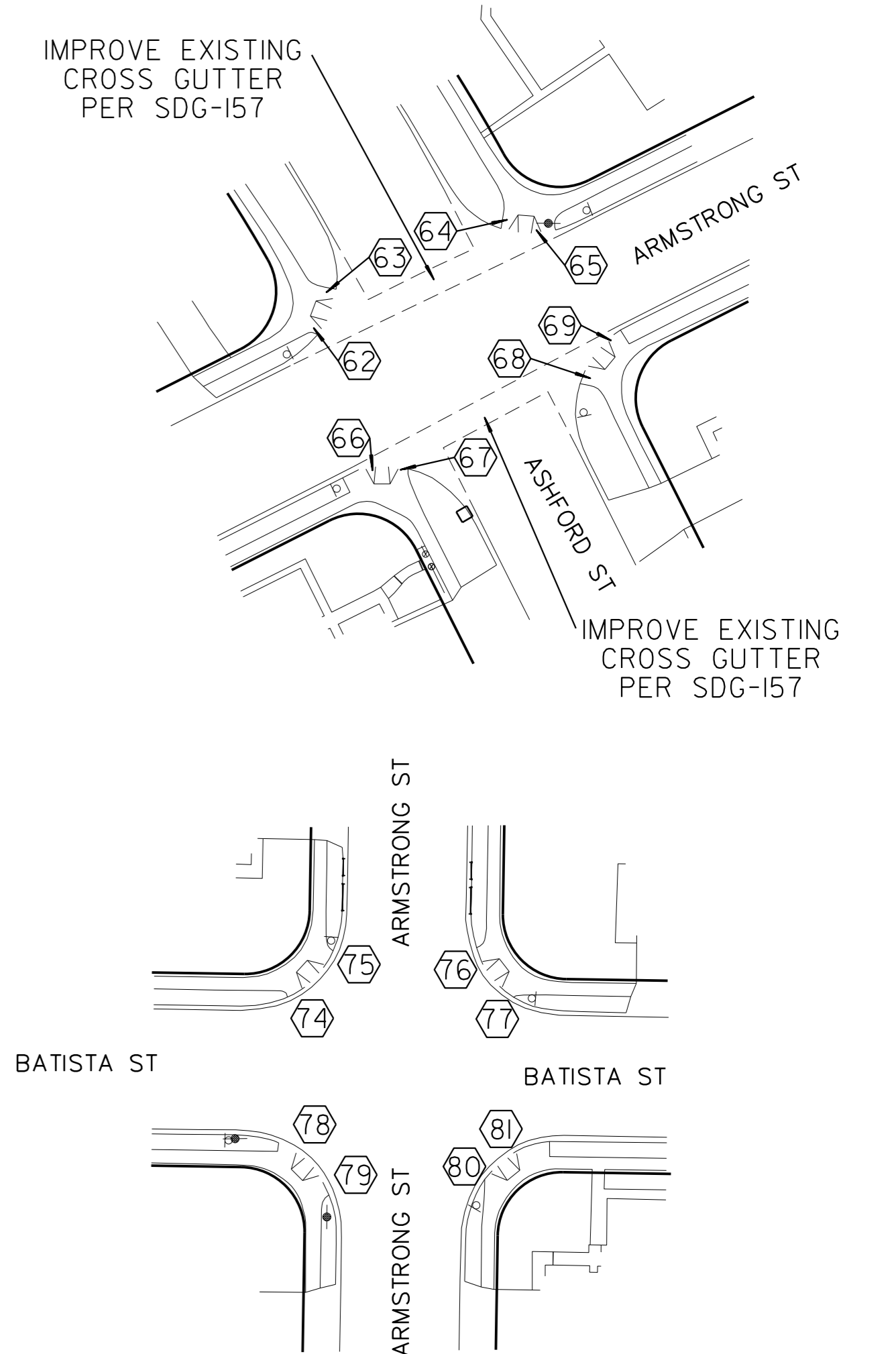
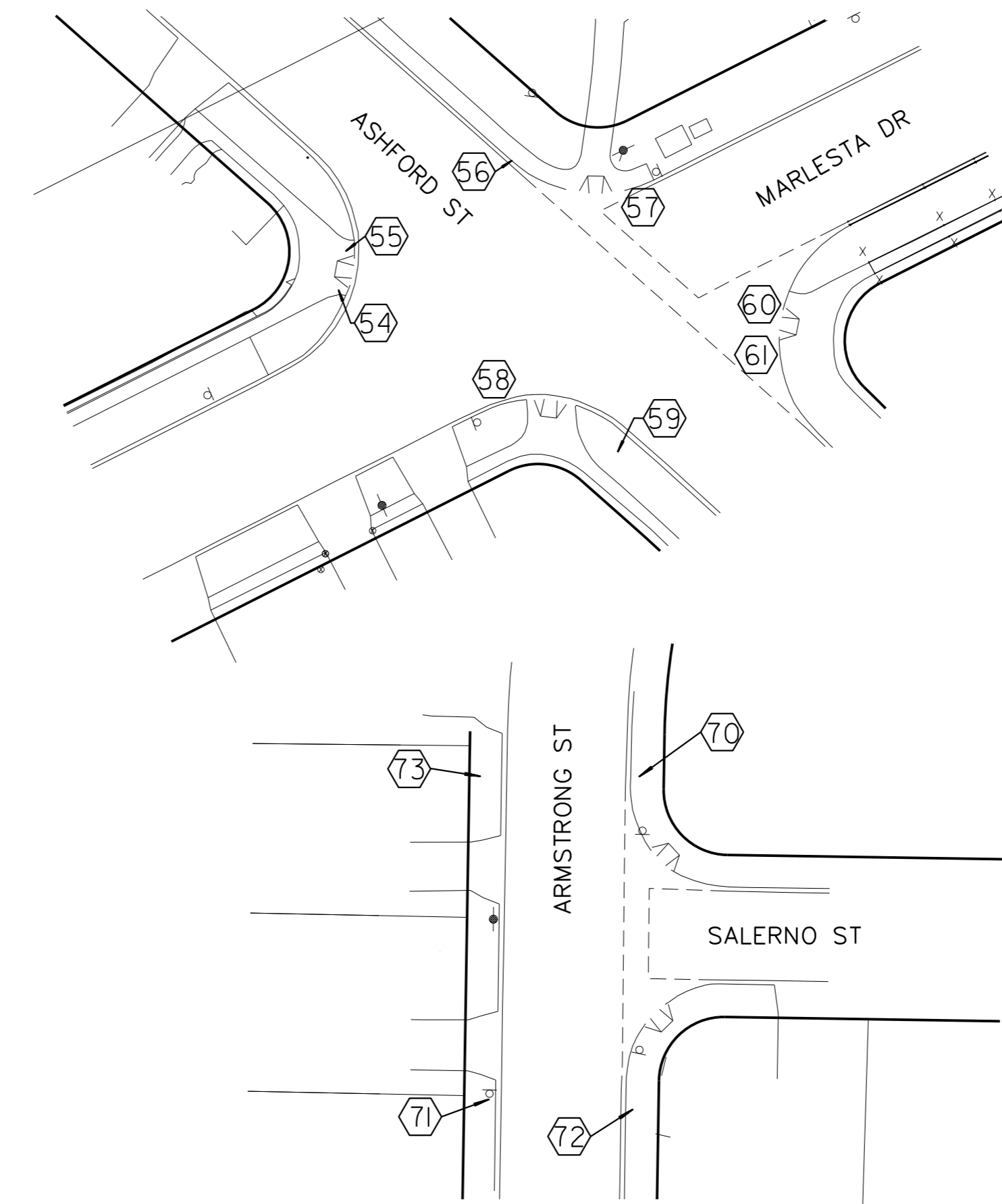
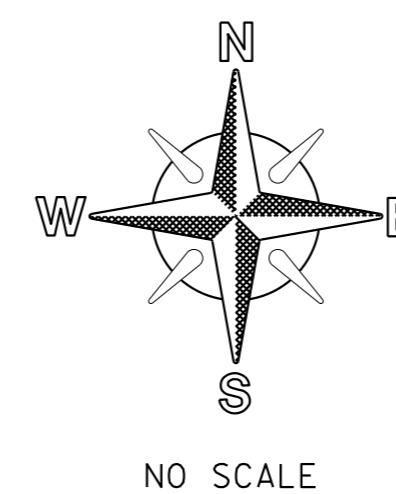
C-35

CURB RAMP LOCATION

CURB RAMP NOTES TABLE

LOCATION NO.	CURB RAMP		APPROX. R/W	REPLACEMENT	NEW	HISTORIC STAMPS	SURVEY MARKER	BARRICADE TYPE	MISC SIGN	DETECTABLE WARNING TILES		REPLACE SPANDEREL (SP) OR CONCRETE ALLEY APRON (CAA)	COMMENTS / MODIFICATIONS
	TYPE	CASE								STAINLESS STEEL	OTHER		
54	A		17'0"	X		X							DUAL CURB RAMP PER SDG-I34 AND SDG-I32. PROTECT IN PLACE EX RETAINING WALL
55	A		17'0"		X								DUAL CURB RAMP PER SDG-I34 AND SDG-I32. PROTECT IN PLACE EX RETAINING WALL
56	B		10'0"		X							X	
57	A		10'0"		X								
58	A		17'0"		X								
59	B		17'0"		X								
60	A		17'0"		X	X						X	DUAL CURB RAMP PER SDG-I34 AND SDG-I32
61	A		17'0"	X		X						X	DUAL CURB RAMP PER SDG-I34 AND SDG-I32
62	A		12'10"	X								X	DUAL CURB RAMP PER SDG-I34 AND SDG-I32
63	A		12'10"	X		X						X	DUAL CURB RAMP PER SDG-I34 AND SDG-I32
64	A		13'4"	X								X	DUAL CURB RAMP PER SDG-I34 AND SDG-I32
65	A		13'4"	X								X	DUAL CURB RAMP PER SDG-I34 AND SDG-I32, PROTECT IN PLACE EX UTILITY POLE, UTILITY POLE CAN REMAIN ON FLARE, REMOVE AND RELOCATE STOP SIGN AND LIMIT LINE
66	A		12'3"	X		X						X	DUAL CURB RAMP PER SDG-I34 AND SDG-I32, REMOVE AND RELOCATE STOP SIGN AND LIMIT LINE
67	A		12'3"	X								X	DUAL CURB RAMP PER SDG-I34 AND SDG-I32, PROTECT IN PLACE EX PALM TREE. PROTECT CONCRETE FENCE DURING DEMOLITION AND CONSTRUCTION.
68	A		12'0"	X		X						X	DUAL CURB RAMP PER SDG-I34 AND SDG-I32, REMOVE AND RELOCATE EX STREET SIGN
69	A		12'0"	X								X	DUAL CURB RAMP PER SDG-I34 AND SDG-I32. PROTECT IN PLACE EX FIRE HYDRANT.
70	B		10'1"	X									PROTECT IN PLACE EX RETAINING WALL
71	C2		9'0"	X									ENSURE 48" MIN CLEARANCE OF DRIVEWAY WING TO CURB RAMP OPENING.
72	C2		8'10"	X		X							
73	B		9'9"	X									PROTECT IN PLACE EX RETAINING WALL. ENSURE 48" MIN CLEARANCE OF DRIVEWAY WING TO CURB RAMP OPENING.
74	C2		8'5"	X		X							DUAL CURB RAMP PER SDG-I34 AND SDG-I35
75	C2		8'5"	X									DUAL CURB RAMP PER SDG-I34 AND SDG-I35, REMOVE AND RELOCATE STOP SIGN AND LIMIT LINE
76	C2		9'2"	X		X							DUAL CURB RAMP PER SDG-I34 AND SDG-I35
77	C2		9'2"	X									DUAL CURB RAMP PER SDG-I34 AND SDG-I35, REMOVE AND RELOCATE STOP SIGN AND LIMIT LINE
78	A		9'3"	X									DUAL CURB RAMP PER SDG-I34 AND SDG-I32, REMOVE AND RELOCATE STOP SIGN AND LIMIT LINE
79	A		9'3"	X									DUAL CURB RAMP PER SDG-I34 AND SDG-I32, PROTECT IN PLACE EX FENCE
80	C2		8'10"	X									DUAL CURB RAMP PER SDG-I34 AND SDG-I35, REMOVE AND RELOCATE STOP SIGN AND LIMIT LINE
81	C2		8'10"	X									DUAL CURB RAMP PER SDG-I34 AND SDG-I35, PROTECT EX CONCRETE FENCE AND FIRE HYDRANT DURING DEMOLITION AND CONSTRUCTION.

NOTE:
CONTRACTOR TO NOTIFY CM & FE SURVEY SECTION 30 DAYS PRIOR TO REMOVAL OF SIDEWALK FOR CURB RAMP CONSTRUCTION TO RELOCATE ANY SURVEY MARKERS.



LEGEND					
(8)	CURB RAMP NO's	T	EX TREE	⊙	EX STREET LIGHT
+	EX UTILITY POLE	+	EX STREET SIGN	—	EX BARRICADE
⊙	EX FIRE HYDRANT	△	EX CURB RAMP		

PROPOSED CURB RAMPS PER STANDARD DRAWINGS:
 DETECTABLE WARNING TILES SDG-130
 GENERAL CURB RAMP NOTES SDG-131
 CURB RAMP A SDG-132
 CURB RAMP B SDG-133
 DUAL CURB RAMPS SDG-134
 CURB RAMP - TYPE C1 & C2 SDG-135
 CURB RAMPS - ADDITIONAL DETAILS SDG-136
 CURB RAMP - TYPE D SDG-137
 GENERAL CURB RAMPS SDG-138
 PEDESTRIAN ISLAND AND CUT-THROUGH DETAILS SDG-139
 PROTECTIVE RAILING AT CURB RAMPS SDG-140
 PEDESTRIAN BARRICADE SDG-141
 EX STAMP/IMPRESSION PLACEMENT SDG-115

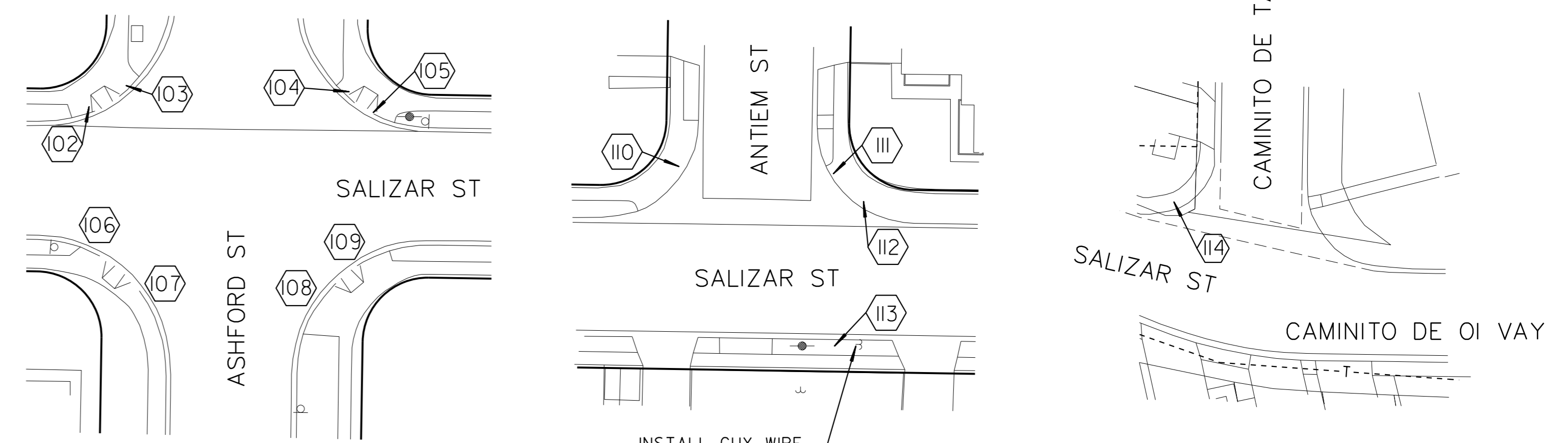
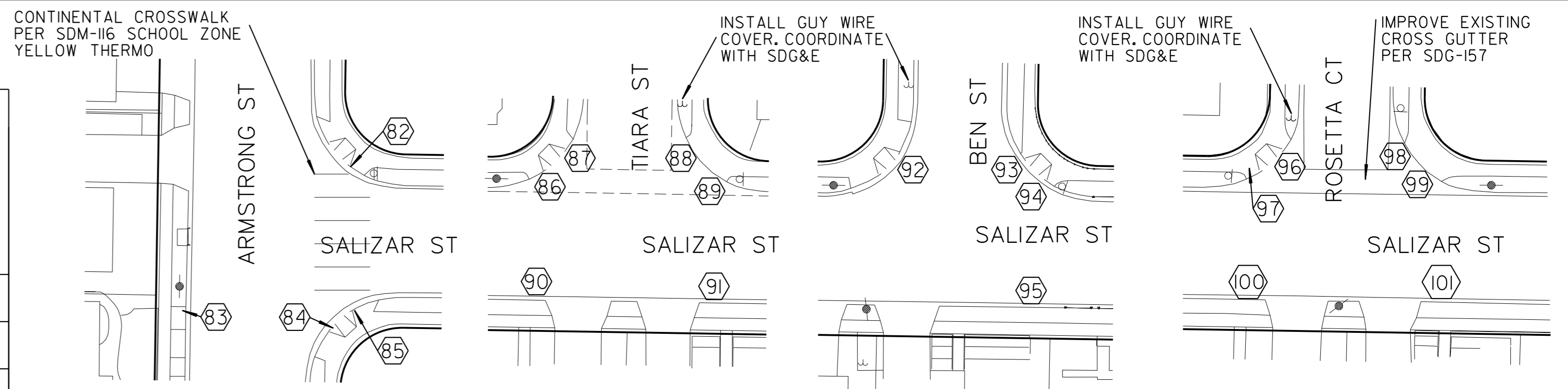
CITY OF SAN DIEGO, CALIFORNIA ENGINEERING & CAPITAL PROJECTS DEPARTMENT SHEET 38 OF 42 SHEETS					WATER WBS B-18200 SEWER WBS B-18202
APPROVED: <i>Boe</i> 02/22/2021 FOR CITY ENGINEER DATE SHEILA BOSE PROJECT ENGINEER PRINT DCE NAME RCE# C59403					CREATED BY: JAIMÉ RAMOS-BANUELOS PROJECT MANAGER CHECKED BY: DAKOTA ADELPHIA PROJECT ENGINEER
DESCRIPTION	BY	APPROVED	DATE	FILMED	
ORIGINAL	DA	<i>Boe</i>	2/22/21		SEE EACH SHEET CCS27 COORDINATE
					SEE EACH SHEET CCS83 COORDINATE
CONTRACTOR: _____ DATE DUMPED: _____ INSPECTOR: _____ DATE DUMPED: _____					41475-38-D

C-36

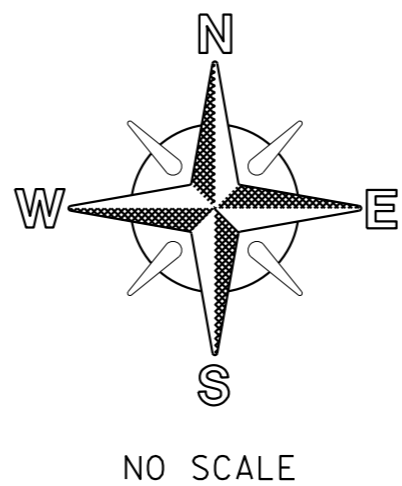
CURB RAMP LOCATION

CURB RAMP NOTES TABLE

LOCATION NO.	CURB RAMP		APPROX. R/W	REPLACEMENT	NEW	HISTORIC STAMPS	SURVEY MARKER	BARRICADE TYPE	MISC SIGN	DETECTABLE WARNING TILES		REPLACE SPANDREL (SP) OR CONCRETE ALLEY APRON (CAA)	COMMENTS / MODIFICATIONS
	TYPE	CASE								STAINLESS STEEL	OTHER		
82	A		9'5"	X		X							6' WIDE OPENING
83	C2		9'0"		X								PROTECT IN PLACE EX STORM DRAIN, RETAINING WALL
84	C2		9'0"	X		X							DUAL CURB RAMP PER SDG-I34 AND SDG-I35. REPLACE EX CROSSWALK PER SDM-II6
85	C2		9'0"	X		X							DUAL CURB RAMP PER SDG-I34 AND SDG-I35. REPLACE EX CROSSWALK PER SDG-II6
86	C2		8'10"	X							X		DUAL CURB RAMP PER SDG-I34 AND SDG-I35, PROTECT EX WALL IN PLACE. PROTECT IN PLACE ELECTRICAL POLE.
87	C2		8'10"	X							X		DUAL CURB RAMP PER SDG-I34 AND SDG-I35, PROTECT EX WALL IN PLACE
88	A		9'0"		X						X		DUAL CURB RAMP PER SDG-I34 AND SDG-I32
89	A		9'0"		X						X		DUAL CURB RAMP PER SDG-I34 AND SDG-I32, REMOVE AND RELOCATE EX STREET SIGN
90	C2		8'11"		X								ENSURE LEVEL LANDING IN FRONT OF PRIVATE WALKWAY, ADJUST WATER METER BOX TO GRADE. ENSURE 4'0" MIN SEPARATION FROM EX DRIVEWAY
91	B		10'11"		X								ADJUST WATER METER BOX TO GRADE, WATER METER BOX CAN REMAIN ON FLARE, PROTECT IN PLACE EX RETAINING WALL. PROVIDE LEVEL LANDING IN FRONT OF PRIVATE ENTRANCE. ENSURE 4'0" MIN SEPARATION FROM EX DRIVEWAY.
92	A		9'7"		X	X							6' WIDE OPENING
93	C2		9'3"	X									DUAL CURB RAMP PER SDG-I34 AND SDG-I35. PROTECT IN PLACE STORM DRAIN INLETS.
94	C2		9'3"	X									DUAL CURB RAMP PER SDG-I34 AND SDG-I35, REMOVE AND RELOCATE EX STREET SIGN
95	C2		10'0"		X								PROTECT IN PLACE EX RETAINING WALL AND EX STORM DRAIN INLET
96	C2		8'10"	X							X		DUAL CURB RAMP PER SDG-I34 AND SDG-I35
97	C2		8'10"	X							X		DUAL CURB RAMP PER SDG-I34 AND SDG-I35, REMOVE AND RELOCATE EX STREET SIGN
98	C2		9'0"		X						X		DUAL CURB RAMP PER SDG-I34 AND SDG-I35. PROTECT IN PLACE ELECTRICAL POLE AND FENCE DURING DEMOLITION AND CONSTRUCTION.
99	C2		9'0"		X						X		DUAL CURB RAMP PER SDG-I34 AND SDG-I35
100	C2		9'0"		X								ENSURE LEVEL LANDING IN FRONT OF PRIVATE WALKWAY AND 4'0" MINIMUM SEPARATION FROM EX DRIVEWAY.
101	C2		8'11"		X								ENSURE LEVEL LANDING IN FRONT OF PRIVATE WALKWAY, ADJUST WATER METER BOX TO GRADE, PROTECT IN PLACE EX RETAINING WALL
102	A		11'9"	X		X					X		DUAL CURB RAMP PER SDG-I34 AND SDG-I32, PROTECT IN PLACE EX RETAINING WALL
103	A		11'9"	X							X		DUAL CURB RAMP PER SDG-I34 AND SDG-I32, PROTECT IN PLACE EX COX UTILITY PULL BOX
104	A		11'5"	X		X					X		DUAL CURB RAMP PER SDG-I34 AND SDG-I32
105	A		11'5"	X							X		DUAL CURB RAMP PER SDG-I34 AND SDG-I32, REMOVE AND RELOCATE EX STOP SIGN AND LIMIT LINE. PROTECT IN PLACE ELECTRICAL POLE.
106	C2		7'7"	X									DUAL CURB RAMP PER SDG-I34 AND SDG-I35, PROTECT IN PLACE EX FENCE, REMOVE AND RELOCATE EX STOP SIGN AND LIMIT LINE
107	C2		7'7"	X		X							DUAL CURB RAMP PER SDG-I34 AND SDG-I35, PROTECT IN PLACE EX FENCE
108	A		12'3"	X		X							DUAL CURB RAMP PER SDG-I34 AND SDG-I32
109	A		12'3"	X									DUAL CURB RAMP PER SDG-I34 AND SDG-I32
110	C2		9'1"		X						X		
111	C2		8'10"		X						X		DUAL CURB RAMP PER SDG-I34 AND SDG-I35, PROTECT IN PLACE EX RETAINING WALL
112	C2		8'10"		X						X		DUAL CURB RAMP PER SDG-I34 AND SDG-I35, PROTECT IN PLACE EX RETAINING WALL, REMOVE AND REPLACE EX SIDEWALK AND CURB AND GUTTER
113	B		10'2"		X								ONE FLARE ON WEST SIDE OF RAMP, ENSURE 84" MIN VERTICAL CLEARANCE WITHIN PATH OF TRAVEL. PROTECT IN PLACE EX RETAINING WALL, ADJUST WATER METER TO GRADE, PROTECT IN PLACE EX BUSHES AND ELECTRICAL POLE.
114	CI		4'11"		X								



NOTE:
CONTRACTOR TO NOTIFY CM & FE SURVEY SECTION 30 DAYS PRIOR TO REMOVAL OF SIDEWALK FOR CURB RAMP CONSTRUCTION TO RELOCATE ANY SURVEY MARKERS.



LEGEND

- (B) CURB RAMP NO's
- EX UTILITY POLE
- EX FIRE HYDRANT
- T EX TREE
- EX STREET SIGN
- EX CURB RAMP
- EX STREET LIGHT
- EX BARRICADE

PROPOSED CURB RAMPS PER STANDARD DRAWINGS:
 DETECTABLE WARNING TILES SDG-130
 GENERAL CURB RAMP NOTES SDG-131
 CURB RAMP A SDG-132
 CURB RAMP B SDG-133
 DUAL CURB RAMPS SDG-134
 CURB RAMP - TYPE C1 & C2 SDG-135
 CURB RAMPS - ADDITIONAL DETAILS SDG-136
 CURB RAMP - TYPE D SDG-137
 GENERAL CURB RAMPS SDG-138
 PEDESTRIAN ISLAND AND CUT-THROUGH DETAILS SDG-139
 PROTECTIVE RAILING AT CURB RAMPS SDG-140
 PEDESTRIAN BARRICADE SDG-141
 EX STAMP/IMPRESSION PLACEMENT SDG-115

**PLANS FOR THE CONSTRUCTION OF
CLAIREMONT MESA E IMPROV 1
CURB RAMP LOCATION**

CITY OF SAN DIEGO, CALIFORNIA
ENGINEERING & CAPITAL PROJECTS DEPARTMENT
SHEET 39 OF 42 SHEETS

WATER WBS B-18200
SEWER WBS B-18202

APPROVED: *Sheila B* 02/22/2021
FOR CITY ENGINEER DATE
SHEILA BOSE PROJECT MANAGER
PRINT DCE NAME RCE# C59403

CHIEF ENGINEER: DAKOTA ADELPHIA
PROJECT ENGINEER

DESCRIPTION	BY	APPROVED	DATE	FILMED
ORIGINAL	DA	<i>Boe</i>	2/22/21	

SEE EACH SHEET
CCS27 COORDINATE

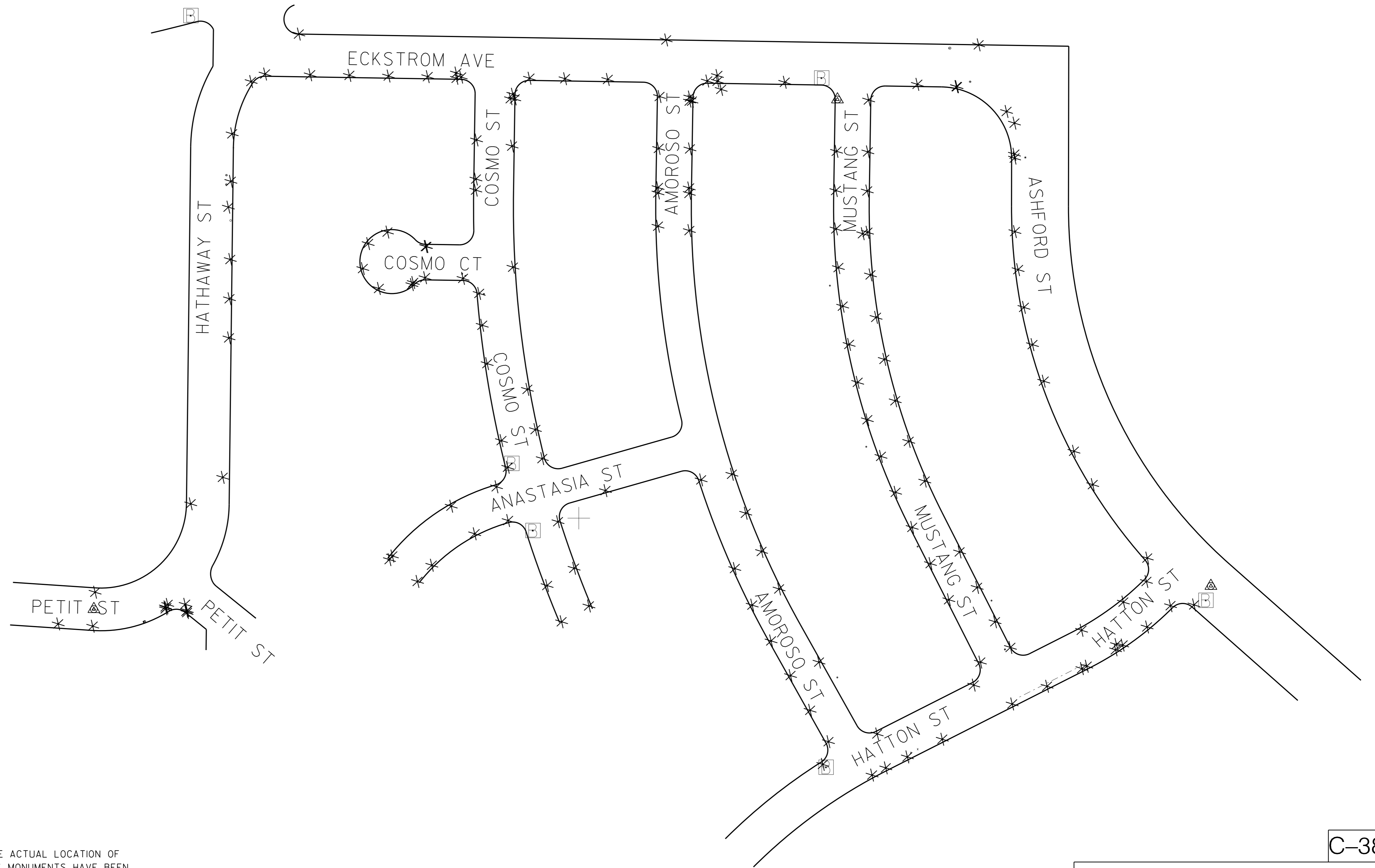
SEE EACH SHEET
CCS83 COORDINATE

41475-39-D

CONTRACTOR: _____ NTP DATE: _____
INSPECTOR: _____ NOC DATE: _____

CURB RAMP LOCATION

C-37



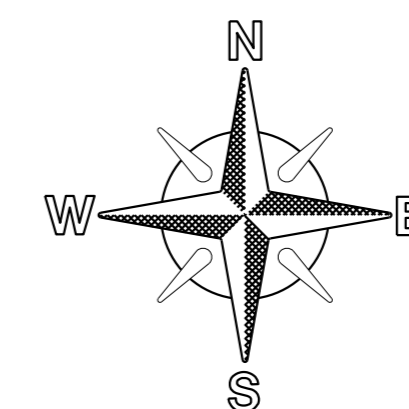
MONUMENTATION / SURVEY NOTES

THIS MAP WAS CREATED FROM A PARCEL LAYER AND DOES NOT DEPICT THE ACTUAL LOCATION OF THE PROPERTY LINES. NO BOUNDARY ANALYSIS WAS PERFORMED. THE SURVEY MONUMENTS HAVE BEEN LOCATED BY SURVEY GRADE MEASUREMENTS, AND ARE SHOWN FOR INFORMATIONAL PURPOSES ONLY.


THE CITY OF SAN DIEGO LAND SURVEYORS SHALL REPLACE SUCH MONUMENTS WITH APPROPRIATE MONUMENTS. WHEN SETTING SURVEY MONUMENTS USED FOR RE-ESTABLISHMENT OF THE DISTURBED CONTROLLING SURVEY MONUMENTS AS REQUIRED BY SECTIONS 6730.2 AND 8771 OF THE BUSINESS AND PROFESSIONS CODE OF THE STATE OF CALIFORNIA, A CORNER RECORD OR RECORD OF SURVEY, AS APPROPRIATE, SHALL BE FILED WITH THE COUNTY SURVEYOR.

IF ANY HORIZONTAL OR VERTICAL CONTROL IS TO BE DISTURBED OR DESTROYED, THE CITY OF SAN DIEGO FIELD SURVEY SECTION SHALL BE NOTIFIED IN WRITING AT LEAST 7 DAYS PRIOR TO CONSTRUCTION. THE CONTRACTOR SHALL BE RESPONSIBLE FOR THE COST OF REPLACING ANY HORIZONTAL CONTROL AND VERTICAL CONTROL BENCHMARKS DESTROYED BY THE CONSTRUCTION IF THE CITY OF SAN DIEGO SURVEY SECTION IS NOT NOTIFIED PRIOR TO CONSTRUCTION. THE FILING OF A CORNER RECORD OR RECORD OF SURVEY, AS APPROPRIATE SHALL BE FILED WITH COUNTY SURVEYOR. A COPY OF THE FILED DOCUMENT SHALL BE FURNISHED TO THE CITY OF SAN DIEGO SURVEY SECTION.

LEGEND	
*	LOCATION OF EXISTING SURVEY MONUMENT
△	LOCATION OF EXISTING M-10A
⊠	LOCATION OF SURVEY BENCH MARK
⊗	LOCATION OF FOUND GPS POINT
△	LOCATION OF FOUND EVIDENCE OF MONUMENT
○	MAP NUMBER



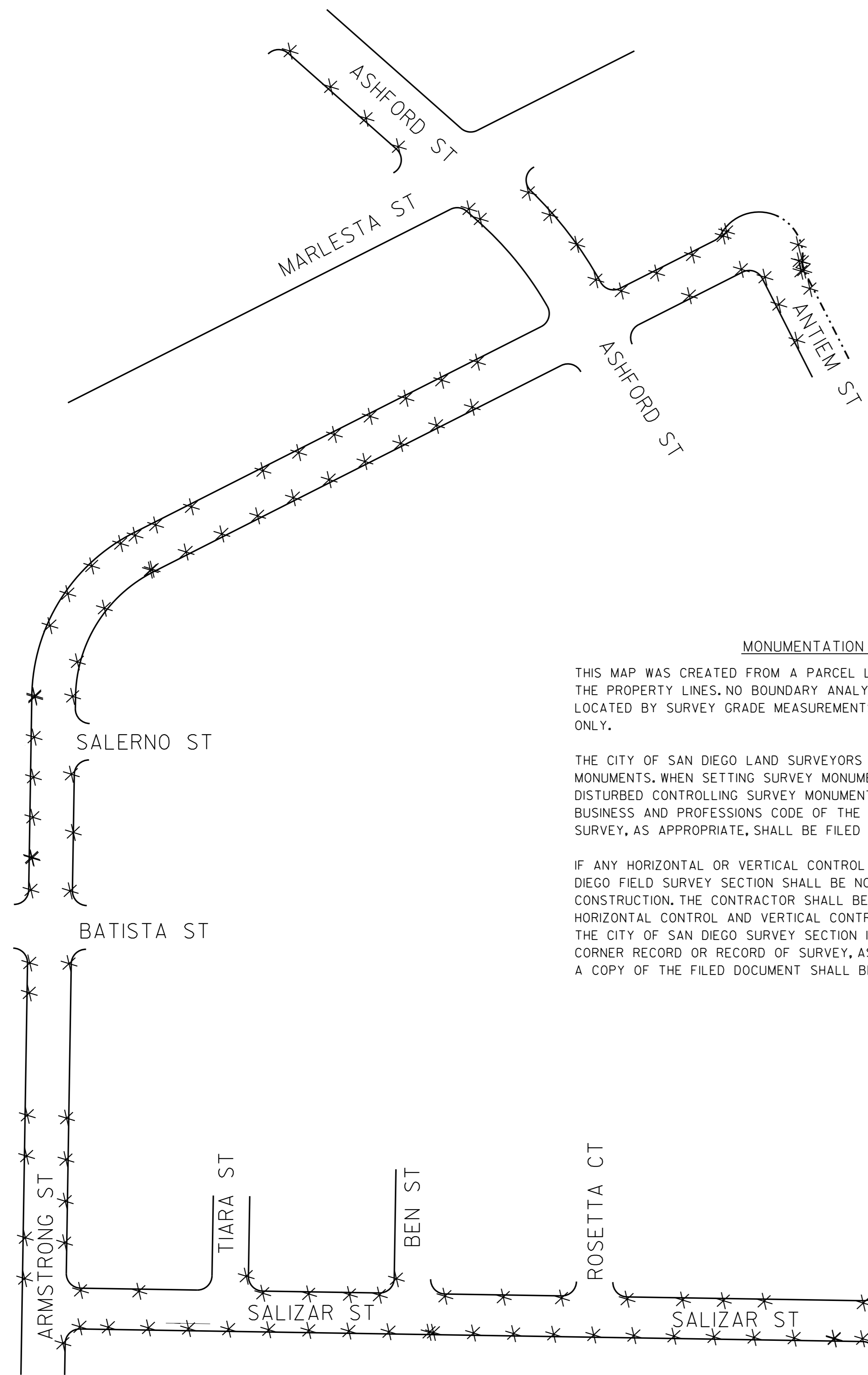
NO SCALE



PLANS FOR THE CONSTRUCTION OF CLAIREMONT MESA E IMPROV 1 SURVEY MONUMENT SHEET																						
CITY OF SAN DIEGO, CALIFORNIA ENGINEERING & CAPITAL PROJECTS DEPARTMENT SHEET 40 OF 42 SHEETS		WATER WBS B-18200 SEWER WBS B-18202																				
APPROVED BY: <i>Bose</i> FOR CITY ENGINEER SHEILA BOSE PRINT NAME: SHEILA BOSE RCE# C59403	DATE: 02/22/2021 DATE: 2/22/21	DESIGNED BY: JAIME RAMOS-BANUELOS PROJECT MANAGER DRAWN BY: DAKOTA ADELPHIA PROJECT ENGINEER																				
<table border="1"> <thead> <tr> <th>DESCRIPTION</th> <th>BY</th> <th>APPROVED</th> <th>DATE</th> <th>FILED</th> </tr> </thead> <tbody> <tr> <td>ORIGINAL</td> <td>DA</td> <td><i>Bose</i></td> <td>2/22/21</td> <td></td> </tr> <tr> <td></td> <td></td> <td></td> <td></td> <td></td> </tr> <tr> <td></td> <td></td> <td></td> <td></td> <td></td> </tr> </tbody> </table>	DESCRIPTION	BY	APPROVED	DATE	FILED	ORIGINAL	DA	<i>Bose</i>	2/22/21												SEE EACH SHEET CCS27 COORDINATE SEE EACH SHEET CCS83 COORDINATE	
DESCRIPTION	BY	APPROVED	DATE	FILED																		
ORIGINAL	DA	<i>Bose</i>	2/22/21																			
CONTRACTOR _____ INSPECTOR _____		NTP DATE _____ NOC DATE _____																				
41475-40-D																						

C-38

SURVEY MONUMENT SHEET



MONUMENTATION / SURVEY NOTES

THIS MAP WAS CREATED FROM A PARCEL LAYER AND DOES NOT DEPICT THE ACTUAL LOCATION OF THE PROPERTY LINES. NO BOUNDARY ANALYSIS WAS PERFORMED. THE SURVEY MONUMENTS HAVE BEEN LOCATED BY SURVEY GRADE MEASUREMENTS, AND ARE SHOWN FOR INFORMATIONAL PURPOSES ONLY.

THE CITY OF SAN DIEGO LAND SURVEYORS SHALL REPLACE SUCH MONUMENTS WITH APPROPRIATE MONUMENTS. WHEN SETTING SURVEY MONUMENTS USED FOR RE-ESTABLISHMENT OF THE DISTURBED CONTROLLING SURVEY MONUMENTS AS REQUIRED BY SECTIONS 6730.2 AND 8771 OF THE BUSINESS AND PROFESSIONS CODE OF THE STATE OF CALIFORNIA, A CORNER RECORD OR RECORD OF SURVEY, AS APPROPRIATE, SHALL BE FILED WITH THE COUNTY SURVEYOR.

IF ANY HORIZONTAL OR VERTICAL CONTROL IS TO BE DISTURBED OR DESTROYED, THE CITY OF SAN DIEGO FIELD SURVEY SECTION SHALL BE NOTIFIED IN WRITING AT LEAST 7 DAYS PRIOR TO CONSTRUCTION. THE CONTRACTOR SHALL BE RESPONSIBLE FOR THE COST OF REPLACING ANY HORIZONTAL CONTROL AND VERTICAL CONTROL BENCHMARKS DESTROYED BY THE CONSTRUCTION IF THE CITY OF SAN DIEGO SURVEY SECTION IS NOT NOTIFIED PRIOR TO CONSTRUCTION. THE FILING OF A CORNER RECORD OR RECORD OF SURVEY, AS APPROPRIATE SHALL BE FILED WITH COUNTY SURVEYOR. A COPY OF THE FILED DOCUMENT SHALL BE FURNISHED TO THE CITY OF SAN DIEGO SURVEY SECTION.

LEGEND	
*	LOCATION OF EXISTING SURVEY MONUMENT
△	LOCATION OF EXISTING M-10A
□	LOCATION OF SURVEY BENCH MARK
⊕	LOCATION OF FOUND GPS POINT
△	LOCATION OF FOUND EVIDENCE OF MONUMENT
○	MAP NUMBER

C-39

**PLANS FOR THE CONSTRUCTION OF
CLAIREMONT MESA E IMPROV 1
SURVEY MONUMENT SHEET**

CITY OF SAN DIEGO, CALIFORNIA
ENGINEERING & CAPITAL PROJECTS DEPARTMENT
SHEET 41 OF 42 SHEETS

WATER WBS B-18200
SEWER WBS B-18202

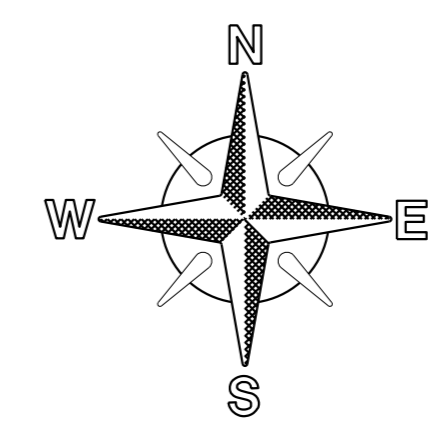

APPROVED: *Sheila* 02/22/2021
FOR CITY ENGINEER DATE
SHEILA BOSE RCE# C59403
PRINTED NAME RCE#

DESIGNED BY: JAIME RAMOS-BANUELOS
PROJECT MANAGER
DRAWN BY: DAKOTA ADELPHIA
PROJECT ENGINEER

DESCRIPTION	BY	APPROVED	DATE	FILED
ORIGINAL	DA	<i>Sheila</i>	2/22/21	

SEE EACH SHEET
CCS27 COORDINATE

SEE EACH SHEET
CCS83 COORDINATE



NO SCALE

CONTRACTOR _____ NTP DATE _____
INSPECTOR _____ NOC DATE _____

41475-41-D

SURVEY MONUMENT SHEET

ALIGNMENT: SHEET 3

POINT STATION NORTHING (Y) EASTING (X)
ELEMENT BRG/DELTA DIST/LENGTH
PC 1+00.00 1878685.56 6279792.73 R = -229.42 DELTA = 28° 56' 02" LT L = 115.86
PCC 2+15.86 1878775.75 6279863.48 R = -592.12 DELTA = 11° 07' 20" LT L = 114.94
PT 3+30.80 1878890.18 6279872.17 STRAIGHT N 0° 24' 58" E D = 220.89
PI5+51.69 1879111.06 6279873.77 STRAIGHT N 0° 41' 25" E D = 245.84
POE 7+97.53 1879356.89 6279876.73

ALIGNMENT: SHEET 4-5

POINT STATION NORTHING (Y) EASTING (X)
ELEMENT BRG/DELTA DIST/LENGTH
PC 1+00.00 1878832.27 6280336.97 R = +1494.62 DELTA = 12° 42' 50" RT L = 331.65
PT 4+31.65 1879158.15 6280279.12 STRAIGHT N 1° 00' 34" E D = 288.76
PI7+20.42 1879446.87 6280284.20 STRAIGHT N 89° 06' 41" W D = 298.81
POE 10+19.23 1879451.50 6279985.43

ALIGNMENT: SHEET 5

POINT STATION NORTHING (Y) EASTING (X)
ELEMENT BRG/DELTA DIST/LENGTH
POB 1+00.00 1879158.15 6280279.12 STRAIGHT N 88° 59' 20" W D = 161.76
POE 2+61.76 1879161.00 6280117.38

ALIGNMENT: SHEET 6

POINT STATION NORTHING (Y) EASTING (X)
ELEMENT BRG/DELTA DIST/LENGTH
POB 1+00.00 1879446.87 6280284.20 STRAIGHT S 89° 04' 04" E D = 310.00
PI4+10.00 1879441.82 6280594.16 STRAIGHT S 89° 06' 14" E D = 296.36
POE 7+06.36 1879437.19 6280890.49

ALIGNMENT: SHEET 6b

POINT STATION NORTHING (Y) EASTING (X)
ELEMENT BRG/DELTA DIST/LENGTH
POB 1+00.00 1879323.53 6280529.76 STRAIGHT N 0° 58' 58" E D = 29.29
POE 1+29.29 1879352.81 6280530.27

ALIGNMENT: SHEET 7

POINT STATION NORTHING (Y) EASTING (X)
ELEMENT BRG/DELTA DIST/LENGTH
POB 1+00.00 1878455.31 6280793.64 STRAIGHT N 30° 05' 28" W D = 70.03
POE 1+70.03 1878515.90 6280758.52

ALIGNMENT: SHEET 7-8

POINT STATION NORTHING (Y) EASTING (X)
ELEMENT BRG/DELTA DIST/LENGTH
POB 1+00.00 1878455.31 6280793.64 STRAIGHT N 62° 49' 50" E D = 237.96
PI3+37.96 1878563.96 6281005.34 STRAIGHT N 62° 09' 58" E D = 136.30
PC 4+74.26 1878627.60 6281125.87 R = -657.50 DELTA = 14° 39' 20" LT L = 168.18
PRC 6+42.44 1878734.69 6281254.95 R = +748.01 DELTA = 14° 43' 23" RT L = 192.21
PCC 8+34.65 1878887.91 6281139.76 R = +798.39 DELTA = 13° 28' 46" RT L = 187.83
PCC 10+22.48 1879061.85 6281070.03 R = +975.20 DELTA = 15° 14' 49" RT L = 259.51
PT 12+82.23 1879319.80 6281045.03

ALIGNMENT: SHEET 8

POINT STATION NORTHING (Y) EASTING (X)
ELEMENT BRG/DELTA DIST/LENGTH
POB 0+00.00 1879446.87 6280284.20 STRAIGHT S 89° 04' 04" E D = 310.00
PI3+10.00 1879441.82 6280594.16 STRAIGHT S 89° 06' 14" E D = 296.36
POE 6+06.36 1879437.19 6280890.49

ALIGNMENT: SHEET 9

POINT STATION NORTHING (Y) EASTING (X)
ELEMENT BRG/DELTA DIST/LENGTH
PC 1+00.00 1878563.96 6281005.34 R = +10753.47 DELTA = 1° 52' 06" RT L = 350.63
PCC 4+50.63 1878877.53 6280848.47 R = +842.07 DELTA = 15° 57' 33" RT L = 234.55
PCC 6+85.18 1879104.48 6280792.32 R = +1042.29 DELTA = 11° 48' 07" RT L = 214.69
PT 8+99.87 1879318.64 6280784.36

ALIGNMENT: SHEET 10-13

POINT STATION NORTHING (Y) EASTING (X)
ELEMENT BRG/DELTA DIST/LENGTH
POB 1+00.00 1876952.54 6280926.40 STRAIGHT S 89° 18' 30" E D = 127.67
PI2+27.67 1876951.00 6281054.06 STRAIGHT S 89° 18' 30" E D = 127.70
PI3+55.37 1876949.46 6281181.75 STRAIGHT S 89° 00' 40" E D = 249.32
PI6+04.69 1876945.15 6281431.04 STRAIGHT S 89° 07' 21" E D = 250.51
PI8+55.20 1876941.32 6281681.52 STRAIGHT S 89° 04' 02" E D = 309.25
PI11+64.45 1876936.28 6281990.73 STRAIGHT S 89° 11' 15" E D = 348.77
PI15+13.22 1876931.34 6282339.46 STRAIGHT S 89° 11' 42" E D = 166.71
PC 16+79.92 1876929.00 6282506.15 R = +262.67 DELTA = 22° 23' 29" RT L = 102.65
PT 17+82.58 1876905.50 6282605.41 STRAIGHT S 88° 40' 42" E D = 131.87
POE 19+41.79 1876902.01 6282764.58

ALIGNMENT: SHEET 13

POINT STATION NORTHING (Y) EASTING (X)
ELEMENT BRG/DELTA DIST/LENGTH
POB 1+00.00 1876905.50 6282605.41 STRAIGHT N 0° 43' 56" E D = 223.18
POE 3+23.18 1877128.66 6282608.26

ALIGNMENT: SHEET 14-16

POINT STATION NORTHING (Y) EASTING (X)
ELEMENT BRG/DELTA DIST/LENGTH
POB 1+00.00 1876946.86 6280936.35 STRAIGHT N 0° 56' 42" E D = 54.12
PI1+54.12 1877000.98 6280937.24 STRAIGHT N 0° 56' 42" E D = 268.01
PI4+22.13 1877268.95 6280941.66 STRAIGHT N 0° 56' 42" E D = 196.70
PI6+18.84 1877465.63 6280944.91 STRAIGHT N 0° 56' 42" E D = 254.86
PI8+73.69 1877720.45 6280949.11 STRAIGHT N 1° 24' 12" E D = 71.64
PC 9+45.33 1877792.07 6280950.87 R = +217.37 DELTA = 56° 20' 06" RT L = 213.73
PT 11+59.06 1877970.12 6281052.92 STRAIGHT N 62° 34' 24" E D = 69.62
PI12+28.68 1878002.19 6281144.72 STRAIGHT N 63° 02' 12" E D = 165.95
PI13+94.64 1878077.43 6281262.63 STRAIGHT N 63° 02' 12" E D = 418.82
PI18+13.46 1878267.33 6281635.93 STRAIGHT N 63° 02' 12" E D = 64.91
PI18+78.37 1878296.77 6281693.78 STRAIGHT N 62° 16' 00" E D = 10.00
PI18+88.37 1878301.42 6281702.64 STRAIGHT N 62° 16' 00" E D = 5.00
PI18+93.37 1878303.75 6281707.06 STRAIGHT N 63° 06' 37" E D = 215.92
PI21+09.29 1878401.40 6281899.64 STRAIGHT S 71° 44' 36" E D = 47.44
PI21+56.73 1878386.54 6281944.68 STRAIGHT S 27° 06' 19" E D = 44.93
PI22+01.66 1878346.55 6281965.16 STRAIGHT S 27° 06' 19" E D = 7.17
POE 22+08.83 1878340.16 6281968.42

ALIGNMENT: SHEET 17-19

POINT STATION NORTHING (Y) EASTING (X)
ELEMENT BRG/DELTA DIST/LENGTH
POB 1+00.00 1876942.38 6280939.54 STRAIGHT S 89° 18' 30" E D = 240.99
PI3+40.99 1876939.47 6281180.52 STRAIGHT S 88° 44' 37" E D = 111.3
PI3+52.12 1876939.23 6281191.64 STRAIGHT S 89° 01' 44" E D = 249.23
PI6+01.35 1876935.00 6281440.84 STRAIGHT S 89° 07' 13" E D = 250.52
PI8+51.87 1876931.16 6281691.33 STRAIGHT S 89° 04' 02" E D = 99.63
PI9+51.50 1876929.53 6281790.95 STRAIGHT S 89° 06' 53" E D = 329.60
PI12+81.10 1876924.44 6282120.51 STRAIGHT S 89° 11' 20" E D = 267.66
PI15+48.77 1876920.65 6282388.14 STRAIGHT S 89° 11' 42" E D = 129.23
PI16+78.00 1876918.84 6282517.37 STRAIGHT S 70° 23' 47" E D = 80.97
PC 17+58.97 1876891.67 6282593.64 R = -140.24 DELTA = 9° 15' 51" LT L = 22.68
PT 17+81.64 1876889.85 6282616.22 STRAIGHT S 89° 32' 07" E D = 137.17
POE 19+81.18 1876888.74 6282753.38

ALIGNMENT: SHEET 20

POINT STATION NORTHING (Y) EASTING (X)
ELEMENT BRG/DELTA DIST/LENGTH
POB 1+00.00 1876889.85 6282616.22 STRAIGHT N 0° 54' 10" E D = 47.57
PI1+47.57 1876937.42 6282616.97 STRAIGHT N 0° 52' 14" E D = 197.20
POE 3+44.77 1877134.60 6282619.96

ALIGNMENT: SHEET 21-22

POINT STATION NORTHING (Y) EASTING (X)
ELEMENT BRG/DELTA DIST/LENGTH
PC 1+00.00 1878296.77 6281693.78 R = -634.59 DELTA = 18° 48' 38" LT L = 208.34
PT 3+08.34 1878466.66 6281574.82 STRAIGHT N 48° 24' 23" W D = 65.04
PI3+73.38 1878509.84 6281526.17 STRAIGHT N 48° 22' 05" W D = 256.62

PI6+30.00 1878680.32 6281334.37 STRAIGHT N 48° 22' 05" W D = 19.95
PC 6+49.95 1878693.58 6281319.46 R = +522.57 DELTA = 7° 05' 03" RT L = 64.61
PCC 7+14.56 1878736.70 6281271.40 R = +689.76 DELTA = 22° 25' 04" RT L = 269.88
PCC 9+84.44 1878956.67 6281181.03 R = +689.76 DELTA = 24° 06' 01" RT L = 290.13
PT 12+74.57 1879238.76 6281059.99 STRAIGHT N 0° 03' 23" E D = 44.74
PI13+19.31 1879283.51 6281060.04 STRAIGHT N 0° 14' 13" E D = 27.36
PC 13+46.67 1879310.86 6281060.15 R = -12734.50 DELTA = 0° 06' 39" LT L = 24.64
PT 13+71.31 1879333.73 6281050.98 STRAIGHT N 28° 11' 56" W D = 103.53
PI14+74.85 1879424.98 6281002.05 STRAIGHT S 61° 48' 04" W D = 14.34
PC 14+89.18 1879418.20 6280989.42 R = -171.62 DELTA = 13° 25' 40" LT L = 40.22
PT 15+29.40 1879425.73 6280950.00 STRAIGHT N 89° 05' 41" W D = 9.76
POE 15+39.17 1879425.89 6280940.24

ALIGNMENT: SHEET 23-24

POINT STATION NORTHING (Y) EASTING (X)
ELEMENT BRG/DELTA DIST/LENGTH
POB 1+00.00 1878983.86 6279890.35 STRAIGHT N 1° 12' 40" E D = 7.99
PI1+07.99 1878991.84 6279890.52 STRAIGHT N 0° 35' 32" E D = 282.49
PI3+90.48 1879274.32 6279893.44 STRAIGHT N 0° 02' 18" E D = 132.98
PI5+23.46 1879407.30 6279893.53 STRAIGHT N 45° 02' 18" E D = 48.93
PI5+72.39 1879441.88 6279928.15 STRAIGHT S 89° 05' 41" E D = 29.87
PI6+02.27 1879441.41 6279958.02 STRAIGHT S 89° 05' 41" E D = 30.16
PI6+32.42 1879440.93 6279988.17 STRAIGHT S 89° 05' 41" E D = 306.06
PI9+38.48 1879436.09 6280294.19 STRAIGHT S 89° 05' 41" E D = 15.00
PI9+53.48 1879435.86 6280309.19 STRAIGHT S 89° 05' 41" E D = 72.77
PI10+26.25 1879434.71 6280381.95 STRAIGHT S 89° 05' 41" E D = 164.00
PI11+90.25 1879432.12 6280545.93 STRAIGHT S 89° 05' 41" E D = 250.21
PI14+40.47 1879428.16 6280796.11 STRAIGHT S 89° 05' 41" E D = 144.14
POE 15+84.61 1879425.89 6280940.24

ALIGNMENT: SHEET 25

POINT STATION NORTHING (Y) EASTING (X)
ELEMENT BRG/DELTA DIST/LENGTH
POB 1+00.00 1879147.85 6280295.14 STRAIGHT N 89° 00' 10" W D = 178.13
POE 2+78.13 1879150.95 6280117.04

ALIGNMENT: SHEET 26

POINT STATION NORTHING (Y) EASTING (X)
ELEMENT BRG/DELTA DIST/LENGTH
PC 1+00.00 1878797.18 6280357.47 R = +1265.92 DELTA = 1° 19' 54" RT L = 29.43
PCC 1+29.43 1878825.45 6280349.31 R = +1480.92 DELTA = 4° 39' 54" RT L = 120.57
PCC 2+50.00 1878942.52 6280320.58 R = +1480.92 DELTA = 5° 56' 10" RT L = 153.43
PT 4+03.43 1879094.20 6280297.93 STRAIGHT N 5° 34' 09" W D = 17.62
PC 4+21.05 1879111.73 6280296.22 R = +408.10 DELTA = 5° 04' 27" RT L = 36.14
PC 4+57.19 1879147.85 6280295.14 STRAIGHT N 0° 14' 04" W D = 19.17
PC 4+76.36 1879167.01 6280295.06 R = +4775.47 DELTA = 2° 09' 40" RT L = 180.13
PT 6+56.49 1879347.11 6280291.88 STRAIGHT N 2° 01' 18" E D = 44.02
PI7+00.51 1879391.10 6280293.44 STRAIGHT N 0° 57' 36" E D = 45.00
POE 7+45.51 1879436.09 6280294.19

ALIGNMENT: SHEET 27

POINT STATION NORTHING (Y) EASTING (X)
ELEMENT BRG/DELTA DIST/LENGTH
PC 1+00.00 1878428.90 6280767.28 R = +339.59 DELTA = 7° 37' 27" RT L = 45.19
PT 1+45.19 1878451.53 6280806.35 STRAIGHT N 63° 03' 38" E D = 223.37
PI3+68.56 1878552.72 6281005.48 STRAIGHT N 63° 08' 28" E D = 15.45
PI3+84.00 1878559.70 6281019.26 STRAIGHT N 63° 08' 28" E D = 98.79
PC 4+82.79 1878604.33 6281107.39 R = -446.33 DELTA = 17° 28' 29" LT L = 136.13
PT 6+18.92 1878683.12 6281217.76 STRAIGHT N 45° 02' 17" E D = 11.08
PI6+30.00 1878690.95 6281225.60 STRAIGHT N 45° 02' 17" E D = 49.74
PI6+79.74 1878726.10 6281260.79 STRAIGHT N 45° 00' 12" E D = 5.00
PI6+84.74 1878729.63 6281264.33 STRAIGHT N 45° 00' 12" E D = 10.00
POE 6+94.74 1878736.70 6281271.40


ALIGNMENT: SHEET 28-29

POINT STATION NORTHING (Y) EASTING (X)
ELEMENT BRG/DELTA DIST/LENGTH
POB 1+00.00 1878559.70 6281019.26 STRAIGHT N 26° 50' 52" W D = 35.00
PI1+35.00 1878590.93 6281003.45 STRAIGHT N 26° 50' 52" W D = 235.90
PC 3+70.90 1878801.40 6280896.92 R = +960.00 DELTA = 6° 39' 24" RT L = 111.54
PCC 4+82.43 1878903.59 6280852.38 R = +960.00 DELTA = 18° 23' 11" RT L = 308.07
PCC 7+90.50 1879204.67 6280793.69 R = +960.00 DELTA = 2° 45' 40" RT L = 46.26
PT 8+36.76 1879250.93 6280793.32 STRAIGHT N 0° 53' 57" E D = 133.54
PI9+70.30 1879384.45 6280795.42 STRAIGHT N 0° 54' 40" E D = 43.72
POE 10+14.02 1879428.16 6280796.11

C-40

PLANS FOR THE CONSTRUCTION OF
CLAIREMONT MESA E IMPROV 1
HORIZONTAL ALIGNMENT REPORTS

Table with project details including City of San Diego, California, Engineering & Capital Projects Department, Sheet 42 of 42, and project manager Jaime Ramos-Banuelos.



CONTRACTOR INSPECTOR NTP DATE NOC DATE 41475-42-D

CLAIREMONT MESA E IMPROV 1

City of San Diego

CITY CONTACT: Rosa Riego, Senior Contract Specialist, Email: RRiego@sandiego.gov
Phone No. (619) 533-3426

ADDENDUM A



FOR

CLAIREMONT MESA EAST PIPELINE IMPROVEMENT 1

BID NO.: K-21-2025-DBB-3-A
SAP NO. (WBS/IO/CC): B-18200, B-18202
CLIENT DEPARTMENT: 2000
COUNCIL DISTRICT: 6
PROJECT TYPE: KB, JA

BID DUE DATE:

2:00 PM
SEPTEMBER 7, 2021

CITY OF SAN DIEGO'S ELECTRONIC BIDDING SITE, PLANETBIDS

<http://www.sandiego.gov/cip/bidopps/index.shtml>

ENGINEER OF WORK

The Engineering Specifications and Special Provisions contained herein have been prepared by or under the direction of the following Registered Engineer:

Sheila Bose
For City Engineer

8/25/21
Date

Seal:



A. CHANGES TO CONTRACT DOCUMENTS

The following changes to the Contract Documents are hereby made effective as though originally issued with the bid package. Bidders are reminded that all previous requirements to this solicitation remain in full force and effect.

B. NOTICE INVITING BIDS

1. To Item 3, ESTIMATED CONSTRUCTION COST, page 6, **DELETE** in its entirety and **SUBSTITUTE** with the following:
 3. **ESTIMATED CONSTRUCTION COST:** The City's estimated total construction cost for this project is **\$9,670,000**.

C. ADDITIONAL CHANGES

1. The following are additional changes to the Line Items in the PlanetBids Tab:

For clarity where applicable, **ADDITIONS**, if any, have been **Underlined** and **DELETIONS**, if any, have been **Stricken out**.

Section	Item Code	Description	UoM	Quantity	Payment Reference
Main Bid	237110	Water Main (8 Inch)	LF	6059 <u>1735</u>	306-15.1
Main Bid	237110	Water Main (8 Inch, PVC Class 305)	LF	884 <u>5210</u>	306-15.1
Main Bid	237110	Water Main (16 Inch)	LF	2545 <u>1200</u>	306-15.1
Main Bid	237110	Water Main (16 Inch, PVC Class 305)	LF	589 <u>1990</u>	306-15.1
Main Bid	237110	Blow-Off Valve Assembly (2 Inch)	EA	7 <u>8</u>	306-15.8

James Nagelvoort, Director
Engineering & Capital Projects Department

Dated: *August 27, 2021*
San Diego, California

JN/RP/rd

Bid Results

Bidder Details

Vendor Name ORTIZ CORPORATION
Address 2000 McKinley Av
National City, California 91950
United States
Respondee Jose Ortiz
Respondee Title Estimator
Phone 619-434-7925
Email estimating@ortizcorporation.com
Vendor Type PQUAL, CADIR, MBE, LAT
License # 602454
CADIR 1000001045

Bid Detail

Bid Format Electronic
Submitted 09/07/2021 1:58 PM (PDT)
Delivery Method
Bid Responsive
Bid Status Submitted
Confirmation # 265719

Respondee Comment

Buyer Comment

Attachments

File Title	File Name	File Type
Debarment and Suspension Certification Prime Contractor.pdf	Debarment and Suspension Certification Prime Contractor.pdf	Prime - Debarment and Suspension Certification
Mandatory Disclosure of Business Interests Form.pdf	Mandatory Disclosure of Business Interests Form.pdf	Mandatory Disclosure of Business Interests Form
Bid bond.pdf	Bid bond.pdf	Bid Bond
Clairemont Mesa E Pipeline Additive-Deductive Alt.pdf	Clairemont Mesa E Pipeline Additive-Deductive Alt.pdf	Subcontractor Listing for Alternate Items
Debarment & Suspension Subcontractors.pdf	Debarment & Suspension Subcontractors.pdf	Subcontractors - Debarment and Suspension Certification
Contractors Certification of Pending Actions.pdf	Contractors Certification of Pending Actions.pdf	Contractors Certification of Pending Actions

Subcontractors

Showing 9 Subcontractors

Name & Address	Desc	License Num	CADIR	Amount	Type
Affordable Drain Service, Inc. 8340 Juniper Creek Lane San Diego, California 92126	Pipe Inspection Constructor	790919	1000010965	\$13,008.00	ELBE, CADIR, MALE, CAU
BRINO BUILDERS INC 1490 KOSTNER DRIVE SAN DIEGO, California 92154	Concrete Constructor	1021086	1000550020	\$704,500.00	ELBE, DBE, CADIR, MALE, LAT
CODE 3 Media 663 S Rancho Santa Fe Suite 177 San Marcos, California 92078	Precon Video Constructor	000000	0000000000	\$3,400.00	
Ocean Paving & Sealing 2581 Pioneer ave Suite D Vista, California 92081	Asphalt Constructor	1056458	PW-LR-1000571724	\$672,500.00	CADIR, CAU, ELBE, MALE
Pavement Coatings 10240 San Sevaine Way Jurupa Valley, California 91752	Slurry Seal Constructor	303609	1000003382	\$171,515.00	PQUAL, CADIR
Payneco Specialties Inc 120 North Second Ave Chula Vista, California 91910	Striping Constructor	298637	1000003515	\$25,037.00	CAU, FEM, DBE, CADIR, SDB, WBE, WOSB
Stewart Surety & Insurance Services 755 Neptune Avenue Encinitas, California 92024	Bonding Supplier	000000	0000000000	\$57,000.00	ELBE
Terra West, Inc 591 Telegraph Canyon Rd #713 Chula Vista, California 91910	SWPPP/QSP Constructor	000000	0000000000	\$600.00	DBE, CADIR, SDB
Two Rivers Strategies 9820 Alto Dr. La Mesa, California 91941	Community Liaison Constructor	000000	0000000000	\$28,300.00	ELBE, FEM, MBE, SDB, WBE, WOSB

Line Items

Discount Terms No Discount

Item #	Item Code	Type	Item Description	UOM	QTY	Unit Price	Line Total	Response	Comment
Main Bid							\$7,452,910.08		
1	524126		Bonds (Payment and Performance)	LS	1	\$58,000.00	\$58,000.00	Yes	
2	237110		Sewage Bypass and Pumping Plan (Diversion Plan)	LS	1	\$42,380.00	\$42,380.00	Yes	
3	541820		Exclusive Community Liaison Services	LS	1	\$30,133.00	\$30,133.00	Yes	
4	238990		Remove and Relocate Existing Sign and Post	EA	19	\$350.00	\$6,650.00	Yes	
5	237110		Mobilization	LS	1	\$235,000.00	\$235,000.00	Yes	
6			Field Orders (EOC Type II)	AL	1	\$734,400.00	\$734,400.00	Yes	
7	237310		Asphalt Pavement Repair	TON	75	\$275.00	\$20,625.00	Yes	
8	237310		Subgrade Imported Backfill	TON	500	\$20.00	\$10,000.00	Yes	
9	237310		Class 2 Aggregate Base	TON	200	\$30.00	\$6,000.00	Yes	
10	237310		Rubber Polymer Modified Slurry (RPMS) Type I	SF	353788	\$0.30	\$106,136.40	Yes	
11	237310		Rubber Polymer Modified Slurry (RPMS) Type II	SF	353788	\$0.26	\$91,984.88	Yes	
12	237310		Pavement Restoration Adjacent to Trench	SF	16649	\$12.00	\$199,788.00	Yes	
13	237310		Crack Seal	LB	3350	\$8.00	\$26,800.00	Yes	
14	237310		Historical and Contractor Date Stamps and Impressions	EA	39	\$225.00	\$8,775.00	Yes	
15	237310		Curb Ramp (Type A) with Stainless Steel Detectable Warning Tiles	EA	38	\$6,100.00	\$231,800.00	Yes	
16	237310		Curb Ramp (Type B) with Stainless Steel Detectable Warning Tiles	EA	8	\$6,000.00	\$48,000.00	Yes	
17	237310		Curb Ramp (Type C1) with Stainless Steel Detectable Warning Tiles	EA	56	\$6,000.00	\$336,000.00	Yes	
18	237310		Curb Ramp (Type C2) with Stainless Steel Detectable Warning Tiles	EA	12	\$6,500.00	\$78,000.00	Yes	
19	237310		Pedestrian Protective Railing and Handrail	LF	50	\$1,100.00	\$55,000.00	Yes	
20	237110		Phased Paving	EA	8	\$2,850.00	\$22,800.00	Yes	
21	237310		Additional Curb and Gutter Removal and Replacement	LF	1140	\$45.00	\$51,300.00	Yes	
22	237310		Additional Sidewalk Removal and Replacement	SF	1140	\$12.00	\$13,680.00	Yes	
23	237110		Removal or Abandonment of Existing Water Facilities "Fire Hydrants"	EA	1	\$550.00	\$550.00	Yes	
24	237110		Removal or Abandonment of Existing Water Facilities	LF	63	\$30.00	\$1,890.00	Yes	
25	237110		Abandon and Fill Existing Water Main Outside of the Trench Limit	LF	91	\$12.00	\$1,092.00	Yes	
26	237110		Abandon and Fill Existing Sewer Main (8 Inch) Outside of the Trench Limit	LF	740	\$8.00	\$5,920.00	Yes	
27	237110		Abandon Existing Manhole Outside of the Trench Limit	EA	3	\$1,200.00	\$3,600.00	Yes	
28	237110		Handling and Disposal of Non-friable Asbestos Material	LF	10015	\$12.00	\$120,180.00	Yes	
29	237110		Additional Bedding	CY	210	\$30.00	\$6,300.00	Yes	
30	237110		Water Main (8 Inch)	LF	1735	\$120.00	\$208,200.00	Yes	
31	237110		Water Main (8 Inch, PVC Class 305)	LF	5210	\$130.00	\$677,300.00	Yes	
32	237110		Water Main (12 Inch)	LF	80	\$250.00	\$20,000.00	Yes	
33	237110		Water Main (16 Inch)	LF	1200	\$250.00	\$300,000.00	Yes	
34	237110		Water Main (16 Inch, PVC Class 305)	LF	1990	\$260.00	\$517,400.00	Yes	
35	237110		Sewer Main (8 Inch)	LF	6115	\$148.00	\$905,020.00	Yes	
36	237110		Sewer Main (8 Inch, SDR-26)	LF	417	\$178.00	\$74,226.00	Yes	
37	237110		Engineered Trench Shoring	LS	1	\$12,500.00	\$12,500.00	Yes	
38	237110		Butterfly Valve (16 Inch, Class 150B)	EA	8	\$5,200.00	\$41,600.00	Yes	
39	237110		Gate Valve (12 Inch)	EA	2	\$3,192.00	\$6,384.00	Yes	
40	237110		Gate Valve (8 Inch)	EA	35	\$1,990.00	\$69,650.00	Yes	
41	237110		Fire Hydrant Assembly and Marker (6 Inch)	EA	23	\$10,270.00	\$236,210.00	Yes	
42	237110		Fire Service Connection and Assembly (6 Inch)	EA	1	\$11,650.00	\$11,650.00	Yes	
43	237110		Water Service (1 Inch)	EA	198	\$2,985.00	\$591,030.00	Yes	
44	237110		Water Service (2 Inch)	EA	5	\$5,600.00	\$28,000.00	Yes	
45	237110		Blow-Off Valve Assembly (2 Inch)	EA	8	\$8,700.00	\$69,600.00	Yes	
46	237110		Blow-Off Valve Assembly (4 Inch)	EA	1	\$10,000.00	\$10,000.00	Yes	
47	237310		Temporary Resurfacing	TON	951	\$130.00	\$123,630.00	Yes	
48	237110		Thrust Blocks and Anchor Blocks for 16 Inch and Larger Water Mains	EA	16	\$750.00	\$12,000.00	Yes	
49	237110		Imported Trench Backfill	TON	2600	\$16.00	\$41,600.00	Yes	

Item #	Item Code	Type	Item Description	UOM	QTY	Unit Price	Line Total	Response	Comment
50	237110		Manhole (4 ft x 3 ft)	EA	36	\$5,200.00	\$187,200.00	Yes	
51	237110		Sewer Lateral and Cleanout (4 Inch, Special Strenth SDR 26 Street)	EA	8	\$5,500.00	\$44,000.00	Yes	
52	237110		Sewer Lateral and Cleanout (4 Inch, Street)	EA	139	\$2,690.00	\$373,910.00	Yes	
53	237110		Sewer Lateral Connection (8 Inch)	EA	1	\$3,500.00	\$3,500.00	Yes	
54	237110		Sewer Lateral with Private Replumbing (4 Inch), 7145 Eckstrom Ave	EA	1	\$17,000.00	\$17,000.00	Yes	
55	237110		Sewer Lateral with Private Replumbing (4 Inch), 7175 Eckstrom Ave	EA	1	\$7,500.00	\$7,500.00	Yes	
56	237110		Sewer Lateral with Private Replumbing (4 Inch), 7247 Eckstrom Ave	EA	1	\$10,300.00	\$10,300.00	Yes	
57	237110		Sewer Lateral with Private Replumbing (4 Inch), 7277 Eckstrom Ave	EA	1	\$11,000.00	\$11,000.00	Yes	
58	237110		Sewer Lateral with Private Replumbing (4 Inch), 7319 Eckstrom Ave	EA	1	\$13,800.00	\$13,800.00	Yes	
59	237110		Sewer Lateral with Private Replumbing (4 Inch), 7349 Eckstrom Ave	EA	1	\$12,650.00	\$12,650.00	Yes	
60	237110		Video Inspection of Pipelines and Culverts for Acceptance	LF	6504	\$2.20	\$14,308.80	Yes	
61	237310		Removal and Replacement of Existing Paint Striping	LS	1	\$6,500.00	\$6,500.00	Yes	
62	237310		Removal and Replacement of Existing Thermoplastic Striping and Markings	LS	1	\$4,000.00	\$4,000.00	Yes	
63	237310		Continental Crosswalks	SF	1600	\$3.42	\$5,472.00	Yes	
64	237310		Thermoplastic Pavement Markings	LS	1	\$3,500.00	\$3,500.00	Yes	
65	238990		Video Recording of Existing Conditions	LS	1	\$3,500.00	\$3,500.00	Yes	
66	237110		Potholing Existing Utilities Not Shown on Plans (Depth up to 7 feet)	EA	50	\$550.00	\$27,500.00	Yes	
67	541330		Traffic Control and Working Drawings	LS	1	\$44,000.00	\$44,000.00	Yes	
68	237310		Pedestrian Barricade (Type A)	EA	3	\$750.00	\$2,250.00	Yes	
69	561730		Root Pruning	EA	2	\$500.00	\$1,000.00	Yes	
70	561730		Root Barrier (15 FT Segments)	EA	2	\$850.00	\$1,700.00	Yes	
71	237110		Contractor Furnished Materials for the City Forces High-line Work	LF	20310	\$3.50	\$71,085.00	Yes	
72	237110		Pavement Restoration for Final Connection	SF	3100	\$18.00	\$55,800.00	Yes	
73	541330		WPCP Development	LS	1	\$650.00	\$650.00	Yes	
74	237310		WPCP Implementation	LS	1	\$22,000.00	\$22,000.00	Yes	
Additive Alternate A							\$314,805.00		
75	237110		High-lining Installation by the Contractor	LF	20310	\$10.00	\$203,100.00	Yes	
76	237110		High-lining Removed by the Contractor	LF	20310	\$2.00	\$40,620.00	Yes	
77	237110		Furnished Materials for Contractor High-line Work	LF	20310	\$3.50	\$71,085.00	Yes	
Deductive Alternate B							(\$71,085.00)		
78	237110		Contractor Furnished Materials for City Forces High-line Work (Base Bid Item) [(Deductive) Enter unit price as negative (-)]	LF	20310	(\$3.50)	(\$71,085.00)	Yes	
Additive Alternate C							\$304,100.00		
79	237110		Cut-in Tee by Contractor (16 Inch)	EA	1	\$19,500.00	\$19,500.00	Yes	
80	237110		Cut-in Tee by Contractor (8 Inch through 12 Inch)	EA	2	\$11,500.00	\$23,000.00	Yes	
81	237110		Connections to The Existing System by Contractor (8 Inch through 12 Inch)	EA	33	\$4,500.00	\$148,500.00	Yes	
82	237110		Cut and Plug by Contractor	EA	29	\$3,900.00	\$113,100.00	Yes	
Additive Alternate D							\$433,025.20		
83	237310		6' Edge Cold Mill AC Pavement (1½ Inch)	SF	10440	\$0.70	\$7,308.00	Yes	
84	237310		Cold Mill AC Pavement (2 inch)	SF	211736	\$0.70	\$148,215.20	Yes	
85	237310		Ashphalt Concrete Overlay (1½ Inch)	TON	214	\$118.00	\$25,252.00	Yes	
86	237310		Ashphalt Concrete Overlay (2 Inch)	TON	2470	\$100.00	\$247,000.00	Yes	
87	237310		Adjust Existing Gate Valve Frame and Cover to Grade	EA	2	\$350.00	\$700.00	Yes	
88	237310		Adjust Existing Manhole Frame and Cover to Grade	EA	7	\$650.00	\$4,550.00	Yes	
Deductive Alternate E							(\$198,121.28)		
89	237310		Rubber Polymer Modified Slurry (RPMS) Type I [(Deductive) Enter unit price as negative (-)]	SF	353788	(\$0.26)	(\$91,984.88)	Yes	
90	237310		Rubber Polymer Modified Slurry (RPMS) Type II [(Deductive) Enter unit price as negative (-)]	SF	353788	(\$0.30)	(\$106,136.40)	Yes	

Line Item Subtotals

Section Title	Line Total
Main Bid	\$7,452,910.08
Additive Alternate A	\$314,805.00
Deductive Alternate B	(\$71,085.00)
Additive Alternate C	\$304,100.00
Additive Alternate D	\$433,025.20
Deductive Alternate E	(\$198,121.28)
Grand Total	\$8,235,634.00

Line Totals (Unit Price * Quantity)								
Item Num	Section	Item Code	Description	Reference	Unit of Measure	Quantity	ORTIZ CORPORATION - Unit Price	ORTIZ CORPORATION - Line Total
1	Main Bid	524126	Bonds (Payment and Performance)	1-7.2.1	LS	1	\$58,000.00	\$58,000.00
2	Main Bid	237110	Sewage Bypass and Pumping Plan (Diversion Plan)	3-12.5.4	LS	1	\$42,380.00	\$42,380.00
3	Main Bid	541820	Exclusive Community Liaison Services	5-10.4	LS	1	\$30,133.00	\$30,133.00
4	Main Bid	238990	Remove and Relocate Existing Sign and Post	7-3.1	EA	19	\$350.00	\$6,650.00
5	Main Bid	237110	Mobilization	7-3.4.1	LS	1	\$235,000.00	\$235,000.00
6	Main Bid		Field Orders (EOC Type II)	7-3.9	AL	1	\$734,400.00	\$734,400.00
7	Main Bid	237310	Asphalt Pavement Repair	301-1.7	TON	75	\$275.00	\$20,625.00
8	Main Bid	237310	Subgrade Imported Backfill	301-1.7	TON	500	\$20.00	\$10,000.00
9	Main Bid	237310	Class 2 Aggregate Base	301-2.4	TON	200	\$30.00	\$6,000.00
10	Main Bid	237310	Rubber Polymer Modified Slurry (RPMS) Type I	302-4.12.4	SF	353788	\$0.30	\$106,136.40
11	Main Bid	237310	Rubber Polymer Modified Slurry (RPMS) Type II	302-4.12.4	SF	353788	\$0.26	\$91,984.88
12	Main Bid	237310	Pavement Restoration Adjacent to Trench	302-5.2.1	SF	16649	\$12.00	\$199,788.00
13	Main Bid	237310	Crack Seal	302-15.5	LB	3350	\$8.00	\$26,800.00
14	Main Bid	237310	Historical and Contractor Date Stamps and Impressions	303-5.9	EA	39	\$225.00	\$8,775.00
15	Main Bid	237310	Curb Ramp (Type A) with Stainless Steel Detectable Warning Tiles	303-5.10.2	EA	38	\$6,100.00	\$231,800.00
16	Main Bid	237310	Curb Ramp (Type B) with Stainless Steel Detectable Warning Tiles	303-5.10.2	EA	8	\$6,000.00	\$48,000.00
17	Main Bid	237310	Curb Ramp (Type C1) with Stainless Steel Detectable Warning Tiles	303-5.10.2	EA	56	\$6,000.00	\$336,000.00
18	Main Bid	237310	Curb Ramp (Type C2) with Stainless Steel Detectable Warning Tiles	303-5.10.2	EA	12	\$6,500.00	\$78,000.00

19	Main Bid	237310	Pedestrian Protective Railing and Handrail	304-2.4	LF	50	\$1,100.00	\$55,000.00
20	Main Bid	237110	Phased Paving	306-1.2.1	EA	8	\$2,850.00	\$22,800.00
21	Main Bid	237310	Additional Curb and Gutter Removal and Replacement	303-5.9	LF	1140	\$45.00	\$51,300.00
22	Main Bid	237310	Additional Sidewalk Removal and Replacement	303-5.9	SF	1140	\$12.00	\$13,680.00
23	Main Bid	237110	Removal or Abandonment of Existing Water Facilities "Fire Hydrants"	306-3.3.4	EA	1	\$550.00	\$550.00
24	Main Bid	237110	Removal or Abandonment of Existing Water Facilities	306-3.3.4	LF	63	\$30.00	\$1,890.00
25	Main Bid	237110	Abandon and Fill Existing Water Main Outside of the Trench Limit	306-3.3.4	LF	91	\$12.00	\$1,092.00
26	Main Bid	237110	Abandon and Fill Existing Sewer Main (8 Inch) Outside of the Trench Limit	306-3.3.4	LF	740	\$8.00	\$5,920.00
27	Main Bid	237110	Abandon Existing Manhole Outside of the Trench Limit	306-3.3.4	EA	3	\$1,200.00	\$3,600.00
28	Main Bid	237110	Handling and Disposal of Non-friable Asbestos Material	306-3.3.5.5	LF	10015	\$12.00	\$120,180.00
29	Main Bid	237110	Additional Bedding	306-15.1	CY	210	\$30.00	\$6,300.00
30	Main Bid	237110	Water Main (8 Inch)	306-15.1	LF	1735	\$120.00	\$208,200.00
31	Main Bid	237110	Water Main (8 Inch, PVC Class 305)	306-15.1	LF	5210	\$130.00	\$677,300.00
32	Main Bid	237110	Water Main (12 Inch)	306-15.1	LF	80	\$250.00	\$20,000.00
33	Main Bid	237110	Water Main (16 Inch)	306-15.1	LF	1200	\$250.00	\$300,000.00
34	Main Bid	237110	Water Main (16 Inch, PVC Class 305)	306-15.1	LF	1990	\$260.00	\$517,400.00
35	Main Bid	237110	Sewer Main (8 Inch)	306-15.1	LF	6115	\$148.00	\$905,020.00
36	Main Bid	237110	Sewer Main (8 Inch, SDR-26)	306-15.1	LF	417	\$178.00	\$74,226.00
37	Main Bid	237110	Engineered Trench Shoring	306-15.2	LS	1	\$12,500.00	\$12,500.00
38	Main Bid	237110	Butterfly Valve (16 Inch, Class 150B)	306-15.5	EA	8	\$5,200.00	\$41,600.00
39	Main Bid	237110	Gate Valve (12 Inch)	306-15.5	EA	2	\$3,192.00	\$6,384.00
40	Main Bid	237110	Gate Valve (8 Inch)	306-15.5	EA	35	\$1,990.00	\$69,650.00

41	Main Bid	237110	Fire Hydrant Assembly and Marker (6 Inch)	306-15.6	EA	23	\$10,270.00	\$236,210.00
42	Main Bid	237110	Fire Service Connection and Assembly (6 Inch)	306-15.6	EA	1	\$11,650.00	\$11,650.00
43	Main Bid	237110	Water Service (1 Inch)	306-15.8	EA	198	\$2,985.00	\$591,030.00
44	Main Bid	237110	Water Service (2 Inch)	306-15.8	EA	5	\$5,600.00	\$28,000.00
45	Main Bid	237110	Blow-Off Valve Assembly (2 Inch)	306-15.8	EA	8	\$8,700.00	\$69,600.00
46	Main Bid	237110	Blow-Off Valve Assembly (4 Inch)	306-15.8	EA	1	\$10,000.00	\$10,000.00
47	Main Bid	237310	Temporary Resurfacing	306-15.9	TON	951	\$130.00	\$123,630.00
48	Main Bid	237110	Thrust Blocks and Anchor Blocks for 16 Inch and Larger Water Mains	306-15.10	EA	16	\$750.00	\$12,000.00
49	Main Bid	237110	Imported Trench Backfill	306-15.11	TON	2600	\$16.00	\$41,600.00
50	Main Bid	237110	Manhole (4 ft x 3 ft)	306-16.6	EA	36	\$5,200.00	\$187,200.00
51	Main Bid	237110	Sewer Lateral and Cleanout (4 Inch, Special Strenth SDR 26 Street)	306-17.2	EA	8	\$5,500.00	\$44,000.00
52	Main Bid	237110	Sewer Lateral and Cleanout (4 Inch, Street)	306-17.2	EA	139	\$2,690.00	\$373,910.00
53	Main Bid	237110	Sewer Lateral Connection (8 Inch)	306-17.2	EA	1	\$3,500.00	\$3,500.00
54	Main Bid	237110	Sewer Lateral with Private Replumbing (4 Inch), 7145 Eckstrom Ave	306-17.2	EA	1	\$17,000.00	\$17,000.00
55	Main Bid	237110	Sewer Lateral with Private Replumbing (4 Inch), 7175 Eckstrom Ave	306-17.2	EA	1	\$7,500.00	\$7,500.00
56	Main Bid	237110	Sewer Lateral with Private Replumbing (4 Inch), 7247 Eckstrom Ave	306-17.2	EA	1	\$10,300.00	\$10,300.00
57	Main Bid	237110	Sewer Lateral with Private Replumbing (4 Inch), 7277 Eckstrom Ave	306-17.2	EA	1	\$11,000.00	\$11,000.00
58	Main Bid	237110	Sewer Lateral with Private Replumbing (4 Inch), 7319 Eckstrom Ave	306-17.2	EA	1	\$13,800.00	\$13,800.00

59	Main Bid	237110	Sewer Lateral with Private Replumbing (4 Inch), 7349 Eckstrom Ave	306-17.2	EA	1	\$12,650.00	\$12,650.00
60	Main Bid	237110	Video Inspection of Pipelines and Culverts for Acceptance	306-18.7	LF	6504	\$2.20	\$14,308.80
61	Main Bid	237310	Removal and Replacement of Existing Paint Striping	314-4.3.7	LS	1	\$6,500.00	\$6,500.00
62	Main Bid	237310	Removal and Replacement of Existing Thermoplastic Striping and Markings	314-4.4.6	LS	1	\$4,000.00	\$4,000.00
63	Main Bid	237310	Continental Crosswalks	314-4.4.6	SF	1600	\$3.42	\$5,472.00
64	Main Bid	237310	Thermoplastic Pavement Markings	314-4.4.6	LS	1	\$3,500.00	\$3,500.00
65	Main Bid	238990	Video Recording of Existing Conditions	400-1.1.1	LS	1	\$3,500.00	\$3,500.00
66	Main Bid	237110	Potholing Existing Utilities Not Shown on Plans (Depth up to 7 feet)	402-8	EA	50	\$550.00	\$27,500.00
67	Main Bid	541330	Traffic Control and Working Drawings	601-7	LS	1	\$44,000.00	\$44,000.00
68	Main Bid	237310	Pedestrian Barricade (Type A)	701-2	EA	3	\$750.00	\$2,250.00
69	Main Bid	561730	Root Pruning	801-9	EA	2	\$500.00	\$1,000.00
70	Main Bid	561730	Root Barrier (15 FT Segments)	801-9	EA	2	\$850.00	\$1,700.00
71	Main Bid	237110	Contractor Furnished Materials for the City Forces High-line Work	900-1.9	LF	20310	\$3.50	\$71,085.00
72	Main Bid	237110	Pavement Restoration for Final Connection	901-2.5	SF	3100	\$18.00	\$55,800.00
73	Main Bid	541330	WPCP Development	1001-4.2	LS	1	\$650.00	\$650.00
74	Main Bid	237310	WPCP Implementation	1001-4.2	LS	1	\$22,000.00	\$22,000.00
								\$7,452,910.08
75	Additive Alternate A	237110	High-lining Installation by the Contractor	901-1.3	LF	20310	\$10.00	\$203,100.00

76	Additive Alternate A	237110	High-lining Removed by the Contractor	901-1.3	LF	20310	\$2.00	\$40,620.00
77	Additive Alternate A	237110	Furnished Materials for Contractor High-line Work	900-1.9	LF	20310	\$3.50	\$71,085.00
								\$314,805.00
78	Deductive Alternate B	237110	Contractor Furnished Materials for City Forces High-line Work (Base Bid Item) [(Deductive) Enter unit price as negative (-)]	900-1.9	LF	20310	-\$3.50	-\$71,085.00
								-\$71,085.00
79	Additive Alternate C	237110	Cut-in Tee by Contractor (16 Inch)	901-2.5	EA	1	\$19,500.00	\$19,500.00
80	Additive Alternate C	237110	Cut-in Tee by Contractor (8 Inch through 12 Inch)	901-2.5	EA	2	\$11,500.00	\$23,000.00
81	Additive Alternate C	237110	Connections to The Existing System by Contractor (8 Inch through 12 Inch)	901-2.5	EA	33	\$4,500.00	\$148,500.00
82	Additive Alternate C	237110	Cut and Plug by Contractor	901-2.5	EA	29	\$3,900.00	\$113,100.00
								\$304,100.00
83	Additive Alternate D	237310	6' Edge Cold Mill AC Pavement (1½ Inch)	404-12	SF	10440	\$0.70	\$7,308.00
84	Additive Alternate D	237310	Cold Mill AC Pavement (2 inch)	404-12	SF	211736	\$0.70	\$148,215.20
85	Additive Alternate D	237310	Ashphalt Concrete Overlay (1½ Inch)	302-5.9	TON	214	\$118.00	\$25,252.00

86	Additive Alternate D	237310	Ashphalt Concrete Overlay (2 Inch)	302-5.9	TON	2470	\$100.00	\$247,000.00
87	Additive Alternate D	237310	Adjust Existing Gate Valve Frame and Cover to Grade	403-5	EA	2	\$350.00	\$700.00
88	Additive Alternate D	237310	Adjust Existing Manhole Frame and Cover to Grade	403-5	EA	7	\$650.00	\$4,550.00
								\$433,025.20
89	Deductive Alternate E	237310	Rubber Polymer Modified Slurry (RPMS) Type I [(Deductive) Enter unit price as negative (-)]	302-4.12.4	SF	353788	-\$0.26	-\$91,984.88
90	Deductive Alternate E	237310	Rubber Polymer Modified Slurry (RPMS) Type II [(Deductive) Enter unit price as negative (-)]	302-4.12.4	SF	353788	-\$0.30	-\$106,136.40
							Subtotal	-\$198,121.28
							Total	\$8,235,634.00