

# City of San Diego

**CONTRACTOR'S NAME:** PK MECHANICAL SYSTEMS  
**ADDRESS:** 21335 BUNDY CANYON ROAD  
**TELEPHONE NO.:** (951) 453-8946 **FAX NO.:** \_\_\_\_\_  
**CITY CONTACT:** Taylor Cox, Contract Specialist, Email: [TJCox@sandiego.gov](mailto:TJCox@sandiego.gov)  
Phone No. (619) 533- 3033  
J. Adelman / R. Puertollano / M. L. Wenceslao

## BIDDING DOCUMENTS



**FOR**

**WATER GROUP 970CI**

**BID NO.:** K-20-1904-DBB-3  
**SAP NO. (WBS/IO/CC):** B-18075  
**CLIENT DEPARTMENT:** 2000  
**COUNCIL DISTRICT:** 1, 2, 3, 5, 6, 7, 8, 9  
**PROJECT TYPE:** KB

**THIS CONTRACT WILL BE SUBJECT TO THE FOLLOWING:**

- PHASED-FUNDING
- THE CITY'S SUBCONTRACTING PARTICIPATION REQUIREMENTS FOR SLBE PROGRAM
- PREVAILING WAGE RATES: STATE  FEDERAL
- APPRENTICESHIP

**BID DUE DATE:**

**2:00 PM**  
**FEBRUARY 25, 2020**

**CITY OF SAN DIEGO'S ELECTRONIC BIDDING SITE, PLANETBIDS**

<http://www.sandiego.gov/cip/bidopps/index.shtml>

**ENGINEER OF WORK**

The engineering Specifications and Special Provisions contained herein have been prepared by or under the direction of the following Registered Engineer:

  
\_\_\_\_\_  
For City Engineer

01/13/2020  
Date

Seal:



## TABLE OF CONTENTS

SECTION	PAGE
1. REQUIRED DOCUMENTS SCHEDULE.....	4
2. NOTICE INVITING BIDS .....	6
3. INSTRUCTIONS TO BIDDERS .....	9
4. PERFORMANCE AND PAYMENT BONDS .....	19
5. ATTACHMENTS:	
A. SCOPE OF WORK.....	22
B. PHASED FUNDING PROVISIONS .....	24
C. RESERVED.....	28
D. PREVAILING WAGE.....	29
E. SUPPLEMENTARY SPECIAL PROVISIONS.....	34
1. Appendix A – Notice of Exemption .....	61
2. Appendix B – Fire Hydrant Meter Program .....	64
3. Appendix C – Materials Typically Accepted by Certificate of Compliance .....	78
4. Appendix D – Sample City Invoice with Cash Flow Forecast.....	80
5. Appendix E – Location Maps .....	83
6. Appendix F – Adjacent Project Maps.....	96
7. Appendix G – Contractor’s Daily Quality Control Inspection Report .....	110
8. Appendix H – Monthly Drinking Water Discharge Monitoring Form.....	115
9. Appendix I – Contractor Notes.....	118
10. Appendix J – Construction Standards.....	122
11. Appendix K – Vicinity Map.....	124
12. Appendix L – Site Maps .....	126
13. Appendix M – Work By City Forces .....	135
14. Appendix N – Street Resurfacing .....	143
15. Appendix O – Curb Ramps.....	151
16. Appendix P – Survey Monuments.....	158
17. Appendix Q - Potable Water Separation Waiver .....	166
18. Appendix R – Advanced Metering Infrastructure (AMI) Device Protection .....	179
F. RESERVED.....	186
G. CONTRACT AGREEMENT .....	187
6. CERTIFICATIONS AND FORMS.....	190

## REQUIRED DOCUMENTS SCHEDULE DURING BIDDING AND AWARDING

The Bidder's attention is directed to the City's Municipal Code §22.0807(e), (3)-(5) for important information regarding grounds for debarment for failure to submit required documentation.

The specified Equal Opportunity Contracting Program (EOCP) forms are available for download from the City's web site at:

<http://www.sandiego.gov/eoc/forms/index.shtml>

<u>ITEM</u>	<u>DOCUMENT TO BE SUBMITTED</u>	<u>WHEN DUE</u>	<u>FROM</u>
1.	Bid Bond	At Time of Bid	ALL BIDDERS
2.	Contractors Certification of Pending Actions	At Time of Bid	ALL BIDDERS
3.	List of Subcontractors for Alternate Items	At Time of Bid	ALL BIDDERS
4.	Mandatory Disclosure of Business Interests	At Time of Bid	ALL BIDDERS
5.	Debarment and Suspension Certification	At Time of Bid	ALL BIDDERS
6.	Bid Bond (Original)	Within 24 Hours of Bid opening	5 APPARENT LOW BIDDERS
7.	SLBE Good Faith Effort Documentation	Within 3 working days of bid opening	ALL BIDDERS
8.	Form AA60 – List of Work Made Available	Within 3 working days of bid opening with Good Faith Effort (GFE) documentation	ALL BIDDERS
9.	Proof of Valid DBE-MBE-WBE-DVBE Certification Status e.g., Certs.	Within 3 working days of bid opening with Good Faith Effort (GFE) documentation	ALL BIDDERS
10.	Phased Funding Schedule Agreement (when required)	Within 10 working days of receipt by the bidder of the Notice of Intent to Award.	APPARENT LOW BIDDER

<b>ITEM</b>	<b>DOCUMENT TO BE SUBMITTED</b>	<b>WHEN DUE</b>	<b>FROM</b>
11.	Pre-Award Schedule (Phased Funded Contracts Only)	Within 10 working days of receipt by bidder of contract forms	APPARENT LOW BIDDER
12.	Contract Forms - Agreement	Within 10 working days of receipt by bidder of contract forms	APPARENT LOW BIDDER
13.	Contract Forms - Payment and Performance Bond	Within 10 working days of receipt by bidder of contract forms	APPARENT LOW BIDDER
14.	Certificates of Insurance and Endorsements	Within 10 working days of receipt by bidder of contract forms	APPARENT LOW BIDDER
15.	Listing of "Other Than First Tier" Subcontractors	Within 10 working days of receipt by bidder of contract forms	APPARENT LOW BIDDER

## NOTICE INVITING BIDS

1. **SUMMARY OF WORK:** This is the City of San Diego's (City) solicitation process to acquire Construction services for **Water Group 970CI**. For additional information refer to Attachment A.
2. **FULL AND OPEN COMPETITION:** This solicitation is subject to full and open competition and may be bid by Contractors on the City's approved Prequalified Contractors List. For information regarding the Contractors Prequalified list visit the City's web site: <http://www.sandiego.gov>.
3. **ESTIMATED CONSTRUCTION COST:** The City's estimated construction cost for this project is **\$5,850,000**.
4. **BID DUE DATE AND TIME ARE: FEBRUARY 25, 2020 at 2:00 PM**
5. **PREVAILING WAGE RATES APPLY TO THIS CONTRACT:** Refer to Attachment D.
6. **LICENSE REQUIREMENT:** To be eligible for award of this contract, Prime contractor must possess the following licensing classification: **A or C-34**
7. **SUBCONTRACTING PARTICIPATION PERCENTAGES:** Subcontracting participation percentages apply to this contract.
  - 7.1. The City has incorporated **mandatory** SLBE-ELBE subcontractor participation percentages to enhance competition and maximize subcontracting opportunities. For the purpose of achieving the mandatory subcontractor participation percentages, a recommended breakdown of the SLBE and ELBE subcontractor participation percentages based upon certified SLBE and ELBE firms has also been provided to achieve the mandatory subcontractor participation percentages:

1. SLBE participation	<b>9.2%</b>
2. ELBE participation	<b>13.1%</b>
3. Total mandatory participation	<b>22.3%</b>
  - 7.2. The Bid may be declared non-responsive if the Bidder fails to meet the following requirements:
    - 7.2.1. Include SLBE-ELBE certified subcontractors at the overall mandatory participation percentage identified in this document; **OR**
    - 7.2.2. Submit Good Faith Effort documentation, saved in searchable Portable Document Format (PDF) and stored on a Universal Serial Bus (USB) Type-A, Compact Disc (CD) or Digital Video Disc (DVD), demonstrating the Bidder made a good faith effort to outreach to and include SLBE-ELBE Subcontractors required in this document within 3 Working Days of the Bid opening if the overall mandatory participation percentage is not met.

**8. AWARD PROCESS:**

- 8.1. The Award of this contract is contingent upon the Contractor's compliance with all conditions of Award as stated within these documents and within the Notice of Intent to Award.
- 8.2. Upon acceptance of bids and determination of the apparent low bidder, the City will prepare the contract documents for execution within approximately 21 days of the date of the bid opening. The City will then award the contract upon receipt of properly signed Contract, bonds, and insurance documents.
- 8.3. This contract will be deemed executed and effective only upon the signing of the Contract by the Mayor or his designee and approval as to form by the City Attorney's Office.
- 8.4. The low Bid will be determined by the Base Bid plus all the Alternates.
- 8.5. Once the low bid has been determined, the City may, at its sole discretion, award the contract for the Base Bid alone; or for the Base Bid plus one or more alternates.

**9. SUBMISSION OF QUESTIONS:**

- 9.1. The Director (or Designee) of Public Works Department is the officer responsible for opening, examining, and evaluating the competitive Bids submitted to the City for the acquisition, construction and completion of any public improvement except when otherwise set forth in these documents. Any questions related to this solicitation shall be submitted to:

Public Works Contracts  
525 B Street, Suite 750 (7<sup>th</sup> Floor)  
San Diego, California, 92101  
Attention: Taylor Cox

OR:

[TJCox@sandiego.gov](mailto:TJCox@sandiego.gov)

- 9.2. Questions received less than 14 days prior to the date for opening of Bids may not be considered.
- 9.3. Questions or clarifications deemed by the City to be material shall be answered via issuance of an addendum and posted to the City's online bidding service.
- 9.4. Only questions answered by formal written addenda shall be binding. Oral and other interpretations or clarifications shall be without legal effect. It is the Bidder's responsibility to be informed of any addenda that have been issued and to include all such information in its Bid.

**10. PHASED FUNDING:** For Phased Funding Conditions, see Attachment B.

**11. ADDITIVE/DEDUCTIVE ALTERNATES:**

- 11.1.** The additive/deductive alternates have been established to allow the City to compare the cost of specific portions of the Work with the Project's budget and enable the City to make a decision whether to incorporate these portions prior to award. The award will be established as described in the Bid. The City reserves the right to award the Contract for the Base Bid only or for the Base Bid plus one or more Alternates.
- 11.2.** For water pipeline projects, the Plans typically show all cut and plug and connection work to be performed by City Forces. However, Bidders shall refer to Bidding Documents to see if all or part of this work will be performed by the Contractor.



## INSTRUCTIONS TO BIDDERS

### 1. PREQUALIFICATION OF CONTRACTORS:

- 1.1. Contractors submitting a Bid must be pre-qualified for the total amount proposed, including all alternate items, prior to the date of submittal. Bids from contractors who have not been pre-qualified as applicable and Bids that exceed the maximum dollar amount at which contractors are pre-qualified may be deemed **non-responsive** and ineligible for award.
- 1.2. The completed application must be submitted online no later than 2 weeks prior to the bid opening.
- 1.3. **Joint Venture Bidders Cumulative Maximum Bidding Capacity:** For projects with an engineer's estimate of \$30,000,000 or greater, Joint Ventures submitting bids may be deemed responsive and eligible for award if the cumulative maximum bidding capacity of the individual Joint Venture entities is equal to or greater than the total amount proposed.
  - 1.3.1. Each of the entities of the Joint Venture must have been previously prequalified at a minimum of \$15,000,000.
  - 1.3.2. Bids submitted with a total amount proposed of less than \$30,000,000 are not eligible for Cumulative Maximum Bidding Capacity prequalification. To be eligible for award in this scenario, the Joint Venture itself or at least one of the Joint Venture entities must have been prequalified for the total amount proposed.
  - 1.3.3. Bids submitted by Joint Ventures with a total amount proposed of \$30,000,000 or greater on a project with an engineer's estimate of less than \$30,000,000 are not eligible for Cumulative Maximum Bidding Capacity prequalification.
  - 1.3.4. The Joint Venture designated as the Apparent Low Bidder shall provide evidence of its corporate existence and furnish good and approved bonds in the name of the Joint Venture within 14 Calendar Days of receipt by the Bidder of a form of contract for execution.
- 1.4. Complete information and links to the on-line prequalification application are available at:  
  
<http://www.sandiego.gov/cip/bidopps/prequalification>
- 1.5. Due to the City's responsibility to protect the confidentiality of the contractors' information, City staff will not be able to provide information regarding contractors'

prequalification status over the telephone. Contractors may access real-time information about their prequalification status via their vendor profile on [PlanetBids™](#).

2. **ELECTRONIC FORMAT RECEIPT AND OPENING OF BIDS:** Bids will be received in electronic format (eBids) EXCLUSIVELY at the City of San Diego's electronic bidding (eBidding) site, at: <http://www.sandiego.gov/cip/bidopps/index.shtml> and are due by the date, and time shown on the cover of this solicitation.
  - 2.1. **BIDDERS MUST BE PRE-REGISTERED** with the City's bidding system and possess a system-assigned Digital ID in order to submit an electronic bid.
  - 2.2. The City's bidding system will automatically track information submitted to the site including IP addresses, browsers being used and the URLs from which information was submitted. In addition, the City's bidding system will keep a history of every login instance including the time of login, and other information about the user's computer configuration such as the operating system, browser type, version, and more. Because of these security features, Contractors who disable their browsers' cookies will not be able to log in and use the City's bidding system.
  - 2.3. The City's electronic bidding system is responsible for bid tabulations. Upon the bidder's or proposer's entry of their bid, the system will ensure that all required fields are entered. **The system will not accept a bid for which any required information is missing.** This includes all necessary pricing, subcontractor listing(s) and any other essential documentation and supporting materials and forms requested or contained in these solicitation documents.
  - 2.4. **BIDS REMAIN SEALED UNTIL BID DEADLINE.** eBids are transmitted into the City's bidding system via hypertext transfer protocol secure (https) mechanism using SSL 128-256 bit security certificates issued from Verisign/Thawte which encrypts data being transferred from client to server. Bids submitted prior to the "Bid Due Date and Time" are not available for review by anyone other than the submitter who has until the "Bid Due Date and Time" to change, rescind or retrieve its proposal should it desire to do so.
  - 2.5. **BIDS MUST BE SUBMITTED BY BID DUE DATE AND TIME.** Once the bid deadline is reached, no further submissions are accepted into the system. Once the Bid Due Date and Time has lapsed, bidders, proposers, the general public, and City staff are able to immediately see the results on line. City staff may then begin reviewing the submissions for responsiveness, EOCB compliance and other issues. The City may require any Bidder to furnish statement of experience, financial responsibility, technical ability, equipment, and references.
  - 2.6. **RECAPITULATION OF THE WORK.** Bids shall not contain any recapitulation of the Work. Conditional Bids may be rejected as being non-responsive. Alternative proposals will not be considered unless called for.

**2.7. BIDS MAY BE WITHDRAWN** by the Bidder only up to the bid due date and time.

**2.7.1. Important Note:** Submission of the electronic bid into the system may not be instantaneous. Due to the speed and capabilities of the user's internet service provider (ISP), bandwidth, computer hardware and other variables, it may take time for the bidder's submission to upload and be received by the City's eBidding system. It is the bidder's sole responsibility to ensure their bids are received on time by the City's eBidding system. The City of San Diego is not responsible for bids that do not arrive by the required date and time.

**2.8. ACCESSIBILITY AND AMERICANS WITH DISABILITIES ACT (ADA) COMPLIANCE:** To request a copy of this solicitation in an alternative format, contact the Public Works Contract Specialist listed on the cover of this solicitation at least five (5) working days prior to the Bid/Proposal due date to ensure availability.

**3. ELECTRONIC BID SUBMISSIONS CARRY FULL FORCE AND EFFECT**

**3.1.** The bidder, by submitting its electronic bid, acknowledges that doing so carries the same force and full legal effect as a paper submission with a longhand (wet) signature.

**3.2.** By submitting an electronic bid, the bidder certifies that the bidder has thoroughly examined and understands the entire Contract Documents (which consist of the plans and specifications, drawings, forms, affidavits and the solicitation documents), and that by submitting the eBid as its bid proposal, the bidder acknowledges, agrees to and is bound by the entire Contract Documents, including any addenda issued thereto, and incorporated by reference in the Contract Documents.

**3.3.** The Bidder, by submitting its electronic bid, agrees to and certifies under penalty of perjury under the laws of the State of California, that the certification, forms and affidavits submitted as part of this bid are true and correct.

**3.4.** The Bidder agrees to the construction of the project as described in Attachment "A-Scope of Work" for the City of San Diego, in accordance with the requirements set forth herein for the electronically submitted prices. The Bidder guarantees the Contract Price for a period of 120 days from the date of Bid opening. The duration of the Contract Price guarantee shall be extended by the number of days required for the City to obtain all items necessary to fulfill all conditions precedent.

**4. BIDS ARE PUBLIC RECORDS:** Upon receipt by the City, Bids shall become public records subject to public disclosure. It is the responsibility of the respondent to clearly identify any confidential, proprietary, trade secret or otherwise legally privileged information contained within the Bid. General references to sections of the California Public Records Act (PRA) will not suffice. If the Contractor does not provide applicable case law that clearly establishes that the requested information is exempt from the disclosure requirements of the PRA, the City shall be free to release the information when required in accordance with the PRA, pursuant

to any other applicable law, or by order of any court or government agency, and the Contractor will hold the City harmless for release of this information.

**5. CONTRACTOR REGISTRATION AND ELECTRONIC REPORTING SYSTEM:**

**5.1. Prior** to the Award of the Contract or Task Order, you and your Subcontractors and Suppliers must register with the City’s web-based vendor registration and bid management system. For additional information go to:

<http://www.sandiego.gov/purchasing/bids-contracts/vendorreg>

**5.2.** The City may not award the contract until registration of all subcontractors and suppliers is complete. In the event this requirement is not met within the time frame specified in the Notice of Intent to Award letter, the City reserves the right to rescind the Notice of Award / Intent to Award and to make the award to the next responsive and responsible bidder / proposer.

**6. JOINT VENTURE CONTRACTORS:** Provide a copy of the Joint Venture agreement and the Joint Venture license to the City within 14 Calendar Days after receiving the Contract forms.

**7. INSURANCE REQUIREMENTS:**

**7.1.** All certificates of insurance and endorsements required by the contract are to be provided upon issuance of the City’s Notice of Intent to Award letter.

**7.2.** Refer to sections 5-4, “INSURANCE” of the Supplementary Special Provisions (SSP) for the insurance requirements which must be met.

**8. REFERENCE STANDARDS:** Except as otherwise noted or specified, the Work shall be completed in accordance with the following standards:

Title	Edition	Document Number
Standard Specifications for Public Works Construction (“The GREENBOOK”) <a href="http://www.greenbookspecs.org/">http://www.greenbookspecs.org/</a>	2018	PWPI010119-01
City of San Diego Standard Specifications for Public Works Construction (“The WHITEBOOK”)* <a href="https://www.sandiego.gov/publicworks/edocref/greenbook">https://www.sandiego.gov/publicworks/edocref/greenbook</a>	2018	PWPI010119-02
City of San Diego Standard Drawings* <a href="https://www.sandiego.gov/publicworks/edocref/standarddraw">https://www.sandiego.gov/publicworks/edocref/standarddraw</a>	2018	PWPI010119-03
Citywide Computer Aided Design and Drafting (CADD) Standards <a href="https://www.sandiego.gov/publicworks/edocref/drawings">https://www.sandiego.gov/publicworks/edocref/drawings</a>	2018	PWPI010119-04
California Department of Transportation (CALTRANS) Standard Specifications <a href="http://www.dot.ca.gov/des/oe/construction-contract-standards.html">http://www.dot.ca.gov/des/oe/construction-contract-standards.html</a>	2018	PWPI030119-05

Title	Edition	Document Number
CALTRANS Standard Plans <a href="http://www.dot.ca.gov/des/oe/construction-contract-standards.html">http://www.dot.ca.gov/des/oe/construction-contract-standards.html</a>	2018	PWPI030119-06
California Manual on Uniform Traffic Control Devices Revision 4 (CA MUTCD Rev 4) <a href="http://www.dot.ca.gov/trafficops/camutcd/">http://www.dot.ca.gov/trafficops/camutcd/</a>	2014	PWPI030119-08
<p><b>NOTE:</b>           *Available online under Engineering Documents and References at: <a href="http://www.sandiego.gov/publicworks/edocref/index.shtml">http://www.sandiego.gov/publicworks/edocref/index.shtml</a></p> <p>*Electronic updates to the Standard Drawings may also be found in the link above</p>		

9. **CITY'S RESPONSES AND ADDENDA:** The City, at its discretion, may respond to any or all questions submitted in writing via the City's eBidding web site in the **form of an addendum**. No other responses to questions, oral or written shall be of any force or effect with respect to this solicitation. The changes to the Contract Documents through addenda are made effective as though originally issued with the Bid. The Bidders shall acknowledge the receipt of Addenda at the time of bid submission.

10. **CITY'S RIGHTS RESERVED:** The City reserves the right to cancel the Notice Inviting Bids at any time, and further reserves the right to reject submitted Bids, without giving any reason for such action, at its sole discretion and without liability. Costs incurred by the Bidder(s) as a result of preparing Bids under the Notice Inviting Bids shall be the sole responsibility of each bidder. The Notice Inviting Bids creates or imposes no obligation upon the City to enter a contract.

11. **CONTRACT PRICING:** This solicitation is for a Lump Sum contract with Unit Price provisions as set forth herein. The Bidder agrees to perform construction services for the City of San Diego in accordance with these contract documents for the prices listed below. The Bidder further agrees to guarantee the Contract Price for a period of 120 days from the date of Bid opening. The duration of the Contract Price guarantee may be extended, by mutual consent of the parties, by the number of days required for the City to obtain all items necessary to fulfill all contractual conditions.

12. **SUBCONTRACTOR INFORMATION:**

12.1. **LISTING OF SUBCONTRACTORS.** In accordance with the requirements provided in the "Subletting and Subcontracting Fair Practices Act" of the California Public Contract Code, the Bidder shall provide the **NAME** and **ADDRESS** of each Subcontractor who will perform work, labor, render services or who specially fabricates and installs a portion [type] of the work or improvement, in an amount in excess of 0.5% of the Contractor's total Bid. The Bidder shall also state within the description, whether the subcontractor is a **CONSTRUCTOR, CONSULTANT** or **SUPPLIER**. The Bidder shall state the **DIR REGISTRATION NUMBER** for all subcontractors and shall further state within the description, the **PORTION** of the work which will be performed by each subcontractor under this Contract. The Contractor shall list only one Subcontractor for each portion of the Work. The **DOLLAR VALUE** of the total Bid to be performed

shall be stated for all subcontractors listed. Failure to comply with this requirement may result in the Bid being rejected as **non-responsive** and ineligible for award. The Bidder's attention is directed to the Special Provisions – Section 3-2, “SELF-PERFORMANCE”, which stipulates the percent of the Work to be performed with the Bidders' own forces. The Bidder shall list all SLBE, ELBE, DBE, DVBE, MBE, WBE, OBE, SDB, WoSB, HUBZone, and SDVOSB Subcontractors for which Bidders are seeking recognition towards achieving any mandatory, voluntary (or both) subcontracting participation goals.

Additionally, pursuant to California Senate Bill 96 and in accordance with the requirements of Labor Code sections 1771.1 and 1725.5, by submitting a bid or proposal to the City, Contractor is certifying that he or she has verified that all subcontractors used on this public work project are registered with the California Department of Industrial Relations (DIR). **The Bidder shall provide the name, address, license number, DIR registration number of any Subcontractor – regardless of tier** - who will perform work, labor, render services or specially fabricate and install a portion [type] of the work or improvement pursuant to the contract.

**12.2. LISTING OF SUPPLIERS.** Any Bidder seeking the recognition of Suppliers of equipment, materials, or supplies obtained from third party Suppliers towards achieving any mandatory or voluntary (or both) subcontracting participation goals shall provide, at a minimum, the **NAME, LOCATION (CITY), DIR REGISTRATION NUMBER** and the **DOLLAR VALUE** of each supplier. The Bidder will be credited up to 60% of the amount to be paid to the Suppliers for materials and supplies unless vendor manufactures or substantially alters materials and supplies, in which case, 100% will be credited. The Bidder is to indicate within the description whether the listed firm is a supplier or manufacturer. If no indication is provided, the listed firm will be credited at 60% of the listed dollar value for purposes of calculating the Subcontractor Participation Percentage.

**12.3. LISTING OF SUBCONTRACTORS OR SUPPLIERS FOR ALTERNATES.** For subcontractors or suppliers to be used on additive or deductive alternate items, in addition to the above requirements, bidder shall further note “ALTERNATE” and alternate item number within the description.

**13. SUBMITTAL OF “OR EQUAL” ITEMS:** See Section 4-6, “Trade Names” in The WHITEBOOK and as amended in the SSP.

**14. AWARD:**

**14.1.** The Award of this contract is contingent upon the Contractor’s compliance with all conditions precedent to Award.

**14.2.** Upon acceptance of a Bid, the City will prepare contract documents for execution within approximately 21 days of the date of the Bid opening and award the Contract

approximately within 7 days of receipt of properly executed Contract, bonds, and insurance documents.

- 14.3.** This contract will be deemed executed and effective only upon the signing of the Contract by the Mayor or his designee and approval as to form the City Attorney's Office.
- 15. SUBCONTRACT LIMITATIONS:** The Bidder's attention is directed to Standard Specifications for Public Works Construction, Section 3-2, "SELF-PERFORMANCE" in The GREENBOOK and as amended in the SSP which requires the Contractor to self-perform not less than the specified amount. Failure to comply with this requirement shall render the bid **non-responsive** and ineligible for award.
- 16. AVAILABILITY OF PLANS AND SPECIFICATIONS:** Contract Documents may be obtained by visiting the City's website: <http://www.sandiego.gov/cip/>. Plans and Specifications for this contract are also available for review in the office of the City Clerk or Public Works Contracts.
- 17. ONLY ONE BID PER CONTRACTOR SHALL BE ACCEPTED:** No person, firm, or corporation shall be allowed to make, file, or be interested in more than one (1) Bid for the same work unless alternate Bids are called for. A person, firm or corporation who has submitted a sub-proposal to a Bidder, or who has quoted prices on materials to a Bidder, is not hereby disqualified from submitting a sub-proposal or quoting prices to other Bidders or from submitting a Bid in its own behalf. Any Bidder who submits more than one bid will result in the rejection of all bids submitted.
- 18. SAN DIEGO BUSINESS TAX CERTIFICATE:** The Contractor and Subcontractors, not already having a City of San Diego Business Tax Certificate for the work contemplated shall secure the appropriate certificate from the City Treasurer, Civic Center Plaza, First floor and submit to the Contract Specialist upon request or as specified in the Contract Documents. Tax Identification numbers for both the Bidder and the listed Subcontractors must be submitted on the City provided forms within these documents.
- 19. BIDDER'S GUARANTEE OF GOOD FAITH (BID SECURITY) FOR DESIGN-BID-BUILD CONTRACTS:**
- 19.1.** For bids \$250,000 and above, bidders shall submit Bid Security at bid time. Bid Security shall be in one of the following forms: a cashier's check, or a properly certified check upon some responsible bank; or an approved corporate surety bond payable to the City of San Diego for an amount of not less than 10% of the total bid amount.
- 19.2.** This check or bond, and the monies represented thereby, will be held by the City as a guarantee that the Bidder, if awarded the contract, will in good faith enter into the contract and furnish the required final performance and payment bonds.
- 19.3.** The Bidder agrees that in the event of the Bidder's failure to execute this contract and provide the required final bonds, the money represented by the cashier's or certified

check will remain the property of the City; and the Surety agrees that it will pay to the City the damages, not exceeding the sum of 10% of the amount of the Bid, that the City may suffer as a result of such failure.

- 19.4. At the time of bid submission, bidders must upload and submit an electronic PDF copy of the aforementioned bid security. Whether in the form of a cashier's check, a properly certified check or an approved corporate surety bond payable to the City of San Diego, the bid security must be uploaded to the City's eBidding system. Within twenty-four (24) hours after the bid due date and time, the first five (5) apparent low bidders must provide the City with the original bid security.
- 19.5. Failure to submit the electronic version of the bid security at the time of bid submission AND failure to provide the original within twenty-four (24) hours shall cause the bid to be rejected and deemed **non-responsive**.

## 20. **AWARD OF CONTRACT OR REJECTION OF BIDS:**

- 20.1. This contract may be awarded to the lowest responsible and reliable Bidder.
- 20.2. Bidders shall complete ALL eBid forms as required by this solicitation. Incomplete eBids will not be accepted.
- 20.3. The City reserves the right to reject any or all Bids, to waive any informality or technicality in Bids received, and to waive any requirements of these specifications as to bidding procedure.
- 20.4. Bidders will not be released on account of their errors of judgment. Bidders may be released only upon receipt by the City within 3 Working Days of the bid opening, written notice from the Bidder which shows proof of honest, credible, clerical error of a material nature, free from fraud or fraudulent intent; and of evidence that reasonable care was observed in the preparation of the Bid.
- 20.5. A bidder who is not selected for contract award may protest the award of a contract to another bidder by submitting a written protest in accordance with the San Diego Municipal Code.
- 20.6. The City of San Diego will not discriminate in the award of contracts with regard to race, religion creed, color, national origin, ancestry, physical handicap, marital status, sex or age.
- 20.7. Each Bid package properly signed as required by these specifications shall constitute a firm offer which may be accepted by the City within the time specified herein.
- 20.8. The City reserves the right to evaluate all Bids and determine the lowest Bidder on the basis of the base bid and any proposed alternates or options as detailed herein.



**21. BID RESULTS:**

- 21.1.** The availability of the bids on the City's eBidding system shall constitute the public announcement of the apparent low bidder. In the event that the apparent low bidder is subsequently deemed non-responsive or non-responsible, a notation of such will be made on the eBidding system. The new ranking and apparent low bidder will be adjusted accordingly.
- 21.2.** To obtain the bid results, view the results on the City's web site, or request the results by U.S. mail and provide a self-addressed, stamped envelope. If requesting by mail, be sure to reference the bid name and number. The bid tabulations will be mailed to you upon their completion. The results will not be given over the telephone.

**22. THE CONTRACT:**

- 22.1.** The Bidder to whom award is made shall execute a written contract with the City of San Diego and furnish good and approved bonds and insurance certificates specified by the City within 14 days after receipt by Bidder of a form of contract for execution unless an extension of time is granted to the Bidder in writing.
- 22.2.** If the Bidder takes longer than 14 days to fulfill these requirements, then the additional time taken shall be added to the Bid guarantee. The Contract shall be made in the form adopted by the City, which includes the provision that no claim or suit whatsoever shall be made or brought by Contractor against any officer, agent, or employee of the City for or on account of anything done or omitted to be done in connection with this contract, nor shall any such officer, agent, or employee be liable hereunder.
- 22.3.** If the Bidder to whom the award is made fails to enter into the contract as herein provided, the award may be annulled and the Bidder's Guarantee of Good Faith will be subject to forfeiture. An award may be made to the next lowest responsible and reliable Bidder who shall fulfill every stipulation embraced herein as if it were the party to whom the first award was made.
- 22.4.** Pursuant to the San Diego City Charter section 94, the City may only award a public works contract to the lowest responsible and reliable Bidder. The City will require the Apparent Low Bidder to (i) submit information to determine the Bidder's responsibility and reliability, (ii) execute the Contract in form provided by the City, and (iii) furnish good and approved bonds and insurance certificates specified by the City within 14 Days, unless otherwise approved by the City, in writing after the Bidder receives notification from the City, designating the Bidder as the Apparent Low Bidder and formally requesting the above mentioned items.
- 22.5.** The award of the Contract is contingent upon the satisfactory completion of the above-mentioned items and becomes effective upon the signing of the Contract by the Mayor or designee and approval as to form by the City Attorney's Office. If the Apparent Low Bidder does not execute the Contract or submit required documents and information, the City may award the Contract to the next lowest responsible and reliable Bidder

who shall fulfill every condition precedent to award. A corporation designated as the Apparent Low Bidder shall furnish evidence of its corporate existence and evidence that the officer signing the Contract and bond for the corporation is duly authorized to do so.

- 23. EXAMINATION OF PLANS, SPECIFICATIONS, AND SITE OF WORK:** The Bidder shall examine carefully the Project Site, the Plans and Specifications, other materials as described in the Special Provisions, Section 3-9, "TECHNICAL STUDIES AND SUBSURFACE DATA", and the proposal forms (e.g., Bidding Documents). The submission of a Bid shall be conclusive evidence that the Bidder has investigated and is satisfied as to the conditions to be encountered, as to the character, quality, and scope of Work, the quantities of materials to be furnished, and as to the requirements of the Bidding Documents Proposal, Plans, and Specifications.
- 24. CITY STANDARD PROVISIONS:** This contract is subject to the following standard provisions. See The WHITEBOOK for details.
- 24.1.** The City of San Diego Resolution No. R-277952 adopted on May 20, 1991 for a Drug-Free Workplace.
- 24.2.** The City of San Diego Resolution No. R-282153 adopted on June 14, 1993 related to the Americans with Disabilities Act.
- 24.3.** The City of San Diego Municipal Code §22.3004 for Contractor Standards.
- 24.4.** The City of San Diego's Labor Compliance Program and the State of California Labor Code §§1771.5(b) and 1776.
- 24.5.** Sections 1777.5, 1777.6, and 1777.7 of the State of California Labor Code concerning the employment of apprentices by contractors and subcontractors performing public works contracts.
- 24.6.** The City's Equal Benefits Ordinance (EBO), Chapter 2, Article 2, Division 43 of The San Diego Municipal Code (SDMC).
- 24.7.** The City's Information Security Policy (ISP) as defined in the City's Administrative Regulation 90.63.
- 25. PRE-AWARD ACTIVITIES:**
- 25.1.** The contractor selected by the City to execute a contract for this Work shall submit the required documentation as specified in the herein and in the Notice of Award. Failure to provide the information as specified may result in the Bid being rejected as **non-responsive**.
- 25.2.** The decision that bid is non-responsive for failure to provide the information required within the time specified shall be at the sole discretion of the City.

**PERFORMANCE BOND, LABOR AND MATERIALMEN'S BOND**

---

**FAITHFUL PERFORMANCE BOND AND LABOR AND MATERIALMEN'S BOND:**

PK MECHANICAL SYSTEMS, INC., a corporation, as principal, and  
U.S. Specialty Insurance Company, a corporation authorized to do business  
in the State of California, as Surety, hereby obligate themselves, their successors and assigns, jointly and  
severally, to The City of San Diego a municipal corporation in the sum of  
Five Million Six Hundred Twenty Five Thousand Dollars (\$5,625,000.00) for the faithful  
performance of the annexed contract, and in the sum of Five Million Six Hundred Twenty Five Thousand  
Dollars (\$5,625,000.00) for the benefit of laborers and materialmen designated below.

**Conditions:**

If the Principal shall faithfully perform the annexed contract with the City of San Diego, California,  
then the obligation herein with respect to a faithful performance shall be void; otherwise it shall remain in  
full force.

If the Principal shall promptly pay all persons, firms and corporations furnishing materials for or  
performing labor in the execution of this contract, and shall pay all amounts due under the California  
Unemployment Insurance Act then the obligation herein with respect to laborers and materialmen shall be  
void; otherwise it shall remain in full force.

The obligation herein with respect to laborers and materialmen shall inure to the benefit of all  
persons, firms and corporations entitled to file claims under the provisions of Article 2. Claimants, (iii) public  
works of improvement commencing with Civil Code Section 9100 of the Civil Code of the State of California.

Changes in the terms of the annexed contract or specifications accompanying same or referred to  
therein shall not affect the Surety's obligation on this bond, and the Surety hereby waives notice of same.

**PERFORMANCE BOND, LABOR AND MATERIALMEN'S BOND (continued)**

The Surety shall pay reasonable attorney's fees should suit be brought to enforce the provisions of this bond.

Dated APRIL 7, 2020

Approved as to Form

PK MECHANICAL SYSTEMS, INC.

Principal

By 

DAVID R. SPINDLER, CEO

Printed Name of Person Signing for Principal

Mara W. Elliott, City Attorney

By 

Deputy City Attorney

U.S. SPECIALTY INSURANCE COMPANY

Surety

By 

Attorney-in-fact

MARK D. IATAROLA, ATTORNEY-IN-FACT

Approved:

801 SOUTH FIGUEROA STREET, SUITE 700

Local Address of Surety

By 

Claudia C. Abarca

Deputy Director

Public Works Department

LOS ANGELES, CA 90017

Local Address (City, State) of Surety

310/649-0990

Local Telephone No. of Surety

Premium \$ 46,246.00

PREMIUM IS FOR CONTRACT TERM  
AND IS SUBJECT TO ADJUSTMENT  
BASED ON FINAL CONTRACT PRICE

Bond No. 1001076780

**CALIFORNIA ALL-PURPOSE ACKNOWLEDGMENT**

CIVIL CODE § 1189

A notary public or other officer completing this certificate verifies only the identity of the individual who signed the document to which this certificate is attached, and not the truthfulness, accuracy, or validity of that document.

State of California }  
County of SAN DIEGO }

On 4/07/2020 before me, TRACY LYNN RODRIGUEZ, NOTARY PUBLIC  
*Date Here Insert Name and Title of the Officer*  
personally appeared MARK D. IATAROLA  
*Name(s) of Signer(s)*

who proved to me on the basis of satisfactory evidence to be the person(s) whose name(s) is/are subscribed to the within instrument and acknowledged to me that he/she/they executed the same in his/her/their authorized capacity(ies), and that by his/her/their signature(s) on the instrument the person(s), or the entity upon behalf of which the person(s) acted, executed the instrument.



I certify under PENALTY OF PERJURY under the laws of the State of California that the foregoing paragraph is true and correct.  
WITNESS my hand and official seal.

Place Notary Seal and/or Stamp Above

Signature *Tracy Lynn Rodriguez*  
*Signature of Notary Public*

**OPTIONAL**

Completing this information can deter alteration of the document or fraudulent reattachment of this form to an unintended document.

**Description of Attached Document**

Title or Type of Document: \_\_\_\_\_  
Document Date: \_\_\_\_\_ Number of Pages: \_\_\_\_\_  
Signer(s) Other Than Named Above: \_\_\_\_\_

**Capacity(ies) Claimed by Signer(s)**

Signer's Name: MARK D. IATAROLA Signer's Name: \_\_\_\_\_  
 Corporate Officer – Title(s): \_\_\_\_\_  Corporate Officer – Title(s): \_\_\_\_\_  
 Partner –  Limited  General  Partner –  Limited  General  
 Individual  Attorney in Fact  Individual  Attorney in Fact  
 Trustee  Guardian of Conservator  Trustee  Guardian of Conservator  
 Other: \_\_\_\_\_  Other: \_\_\_\_\_  
Signer is Representing: \_\_\_\_\_ Signer is Representing: \_\_\_\_\_



TOKIO MARINE  
HCC

**POWER OF ATTORNEY**

**AMERICAN CONTRACTORS INDEMNITY COMPANY TEXAS BONDING COMPANY  
UNITED STATES SURETY COMPANY U.S. SPECIALTY INSURANCE COMPANY**

KNOW ALL MEN BY THESE PRESENTS: That American Contractors Indemnity Company, a California corporation, Texas Bonding Company, an assumed name of American Contractors Indemnity Company, United States Surety Company, a Maryland corporation and U.S. Specialty Insurance Company, a Texas corporation (collectively, the "Companies"), do by these presents make, constitute and appoint:

John G. Maloney, Mark D. Iatarola or Helen Maloney of Escondido, California

its true and lawful Attorney(s)-in-fact, each in their separate capacity if more than one is named above, with full power and authority hereby conferred in its name, place and stead, to execute, acknowledge and deliver any and all bonds, recognizances, undertakings or other instruments or contracts of suretyship to include riders, amendments, and consents of surety, providing the bond penalty does not exceed \*\*\*\*\*Fifteen Million\*\*\*\*\* Dollars (\*\*\$15,000,000.00\*\*). This Power of Attorney shall expire without further action on April 23<sup>rd</sup>, 2022. This Power of Attorney is granted under and by authority of the following resolutions adopted by the Boards of Directors of the Companies:

*Be it Resolved*, that the President, any Vice-President, any Assistant Vice-President, any Secretary or any Assistant Secretary shall be and is hereby vested with full power and authority to appoint any one or more suitable persons as Attorney(s)-in-Fact to represent and act for and on behalf of the Company subject to the following provisions:

*Attorney-in-Fact* may be given full power and authority for and in the name of and on behalf of the Company, to execute, acknowledge and deliver, any and all bonds, recognizances, contracts, agreements or indemnity and other conditional or obligatory undertakings, including any and all consents for the release of retained percentages and/or final estimates on engineering and construction contracts, and any and all notices and documents canceling or terminating the Company's liability thereunder, and any such instruments so executed by any such Attorney-in-Fact shall be binding upon the Company as if signed by the President and sealed and effected by the Corporate Secretary.


*Be it Resolved*, that the signature of any authorized officer and seal of the Company heretofore or hereafter affixed to any power of attorney or any certificate relating thereto by facsimile, and any power of attorney or certificate bearing facsimile signature or facsimile seal shall be valid and binding upon the Company with respect to any bond or undertaking to which it is attached.

IN WITNESS WHEREOF, The Companies have caused this instrument to be signed and their corporate seals to be hereto affixed, this 1<sup>st</sup> day of June, 2018.

**AMERICAN CONTRACTORS INDEMNITY COMPANY TEXAS BONDING COMPANY  
UNITED STATES SURETY COMPANY U.S. SPECIALTY INSURANCE COMPANY**

State of California  
County of Los Angeles




By:   
Daniel P. Aguilar, Vice President

*A Notary Public or other officer completing this certificate verifies only the identity of the individual who signed the document to which this certificate is attached, and not the truthfulness, accuracy, or validity of that document*

On this 1<sup>st</sup> day of June, 2018, before me, Sonia O. Carrejo, a notary public, personally appeared Daniel P. Aguilar, Vice President of American Contractors Indemnity Company, Texas Bonding Company, United States Surety Company and U.S. Specialty Insurance Company who proved to me on the basis of satisfactory evidence to be the person whose name is subscribed to the within instrument and acknowledged to me that he executed the same in his authorized capacity, and that by his signature on the instrument the person, or the entity upon behalf of which the person acted, executed the instrument.

I certify under PENALTY OF PERJURY under the laws of the State of California that the foregoing paragraph is true and correct.

WITNESS my hand and official seal.

Signature  (seal)



I, Kio Lo, Assistant Secretary of American Contractors Indemnity Company, Texas Bonding Company, United States Surety Company and U.S. Specialty Insurance Company, do hereby certify that the above and foregoing is a true and correct copy of a Power of Attorney, executed by said Companies, which is still in full force and effect; furthermore, the resolutions of the Boards of Directors, set out in the Power of Attorney are in full force and effect.

In Witness Whereof, I have hereunto set my hand and affixed the seals of said Companies at Los Angeles, California this 7<sup>TH</sup> day of APRIL, 2020.

Corporate Seals  
Bond No. 1001076780  
Agency No. 4013



  
Kio Lo, Assistant Secretary

## ATTACHMENTS

**ATTACHMENT A**  
**SCOPE OF WORK**



## SCOPE OF WORK

1. **SCOPE OF WORK:** Replacement of approximately 1.81 miles of existing small diameter Cast Iron (CI) water pipe with new PVC water main including associated water services, fire hydrants, curb ramps, traffic control plans, etc. This project consists of approximately 52 FSNs (remaining CI) located throughout the City of San Diego at 13 different sites.
  - 1.1. The Work shall be performed in accordance with:
    - 1.1.1. The Notice Inviting Bids, Appendix L - Site Maps, Appendix M – Work By City Forces, Appendix N – Street Resurfacing, Appendix O – Curb Ramps, and Appendix P - Survey Monuments.
    - 1.1.2. Section 6-1.2.1 Construction Phasing.
2. **LOCATION OF WORK:** The location of the Work is as follows:

See **Appendix E** – Location Maps.
3. **CONTRACT TIME:** The Contract Time for completion of the Work shall be **293 Working Days**.

**ATTACHMENT B**  
**PHASED FUNDING PROVISIONS**

## PHASED FUNDING PROVISIONS

### 1. PRE-AWARD

- 1.1. Within 10 Working Days of the Notice of Intent to Award, the Contractor must contact the Project Manager to discuss fund availability for each phase and shall also submit the following:
  - 1.1.1. Construction Cost Loaded Schedule in accordance with 6-1, "CONSTRUCTION SCHEDULE AND COMMENCEMENT OF THE WORK" and 7-3, "PAYMENT.
- 1.2. Contractor's failure to perform any of the following may result cancelling the award of the Contract:
  - 1.2.1. Meeting with the City's Project Manager to discuss the Phased Funding Schedule.
  - 1.2.2. Agreeing to a Phased Funding Schedule within **thirty** days of meeting with the City's Project Manager.

### 2. POST-AWARD

- 2.1. Do not start any construction activities for the next phase until the Notice to Proceed (NTP) has been issued by the City. The City will issue a separate NTP for each phase.
- 2.2. The City may issue the NTP for a subsequent phase before the completion of the preceding phase.

## PHASED FUNDING SCHEDULE AGREEMENT

The particulars left blank in this sample, such as the total number of phases and the amounts assigned to each phase, will be completed with funding specific information from the Pre-Award Schedule and Construction Cost Loaded Schedule submitted to and approved by the City.

**BID NUMBER:** K-20-1904-DBB-3  
**CONTRACT OR TASK TITLE:** Water Group 970  
**CONTRACTOR:** PK Mechanical Systems

Funding Phase		Phase Description	Phase Start	Phase Finish	Not-to-Exceed Amount
Phase 1	Water	Installation of water main, water services and other appurtenances in phases 1, 2, 4, 12 and 13	NTP	9/14/2020	\$ 1,150,000
	Water	Installation of water main, water services, and other appurtenances in phases 3, 5, 6, 7, 8, 9, 10, and 11	09/15/2020	NOC	\$ 4,475,000
		Installation of curb ramps, concrete pavement, and street resurfacing			
<b>Contract Total</b>					<b>\$ 5,625,000</b>

**Notes:**

- 1) WHITEBOOK section 7-3.10, "Phased Funding Compensation" applies.
- 2) The total of all funding phases shall be equal to the TOTAL BID PRICE as shown on BID SCHEDULE 1 - PRICES.
- 3) This PHASED FUNDING SCHEDULE AGREEMENT will be incorporated into the CONTRACT and shall only be revised by written modifications to the CONTRACT.

**CITY OF SAN DIEGO**

PRINT NAME: Nabil Batta

**Construction Manager**

Signature: 

Date: 4/7/2020

PRINT NAME: Janice Jaro

**Senior Engineer**

Signature: 

Date: 04/07/2020

**CONTRACTOR**

PRINT NAME: David Spindler

Title: CEO

Signature: 

Date: 4/7/20

**ATTACHMENT C**  
**RESERVED**

**ATTACHMENT D**  
**PREVAILING WAGE**

## PREVAILING WAGES

1. **PREVAILING WAGE RATES:** Pursuant to San Diego Municipal Code section 22.3019, construction, alteration, demolition, repair and maintenance work performed under this Contract is subject to State prevailing wage laws. For construction work performed under this Contract cumulatively exceeding \$25,000 and for alteration, demolition, repair and maintenance work performed under this Contract cumulatively exceeding \$15,000, the Contractor and its subcontractors shall comply with State prevailing wage laws including, but not limited to, the requirements listed below.
  - 1.1. **Compliance with Prevailing Wage Requirements.** Pursuant to sections 1720 through 1861 of the California Labor Code, the Contractor and its subcontractors shall ensure that all workers who perform work under this Contract are paid not less than the prevailing rate of per diem wages as determined by the Director of the California Department of Industrial Relations (DIR). This includes work performed during the design and preconstruction phases of construction including, but not limited to, inspection and land surveying work.
    - 1.1.1. Copies of such prevailing rate of per diem wages are on file at the City and are available for inspection to any interested party on request. Copies of the prevailing rate of per diem wages also may be found at <http://www.dir.ca.gov/OPRL/DPreWageDetermination.htm>. Contractor and its subcontractors shall post a copy of the prevailing rate of per diem wages determination at each job site and shall make them available to any interested party upon request.
    - 1.1.2. The wage rates determined by the DIR refer to expiration dates. If the published wage rate does not refer to a predetermined wage rate to be paid after the expiration date, then the published rate of wage shall be in effect for the life of this Contract. If the published wage rate refers to a predetermined wage rate to become effective upon expiration of the published wage rate and the predetermined wage rate is on file with the DIR, such predetermined wage rate shall become effective on the date following the expiration date and shall apply to this Contract in the same manner as if it had been published in said publication. If the predetermined wage rate refers to one or more additional expiration dates with additional predetermined wage rates, which expiration dates occur during the life of this Contract, each successive predetermined wage rate shall apply to this Contract on the date following the expiration date of the previous wage rate. If the last of such predetermined wage rates expires during the life of this Contract, such wage rate shall apply to the balance of the Contract.
  - 1.2. **Penalties for Violations.** Contractor and its subcontractors shall comply with California Labor Code section 1775 in the event a worker is paid less than the prevailing wage rate for the work or craft in which the worker is employed. This shall be in addition to any other applicable penalties allowed under Labor Code sections 1720 – 1861.

- 1.3. Payroll Records.** Contractor and its subcontractors shall comply with California Labor Code section 1776, which generally requires keeping accurate payroll records, verifying and certifying payroll records, and making them available for inspection. Contractor shall require its subcontractors to also comply with section 1776. Contractor and its subcontractors shall submit weekly certified payroll records online via the City's web-based Labor Compliance Program. Contractor is responsible for ensuring its subcontractors submit certified payroll records to the City.
- 1.3.1.** Contractor and their subcontractors shall also furnish records specified in Labor Code section 1776 directly to the Labor Commissioner in the manner required by Labor Code section 1771.4.
- 1.4. Apprentices.** Contractor and its subcontractors shall comply with California Labor Code sections 1777.5, 1777.6 and 1777.7 concerning the employment and wages of apprentices. Contractor is held responsible for the compliance of their subcontractors with sections 1777.5, 1777.6 and 1777.7.
- 1.5. Working Hours.** Contractor and their subcontractors shall comply with California Labor Code sections 1810 through 1815, including but not limited to: (i) restrict working hours on public works contracts to eight hours a day and forty hours a week, unless all hours worked in excess of 8 hours per day are compensated at not less than 1½ times the basic rate of pay; and (ii) specify penalties to be imposed on contractors and subcontractors of \$25 per worker per day for each day the worker works more than 8 hours per day and 40 hours per week in violation of California Labor Code sections 1810 through 1815.
- 1.6. Required Provisions for Subcontracts.** Contractor shall include at a minimum a copy of the following provisions in any contract they enter into with a subcontractor: California Labor Code sections 1771, 1771.1, 1775, 1776, 1777.5, 1810, 1813, 1815, 1860 and 1861.
- 1.7. Labor Code Section 1861 Certification.** Contractor in accordance with California Labor Code section 3700 is required to secure the payment of compensation of its employees and by signing this Contract, Contractor certifies that "I am aware of the provisions of Section 3700 of the California Labor Code which require every employer to be insured against liability for workers' compensation or to undertake self-insurance in accordance with the provisions of that code, and I will comply with such provisions before commencing the performance of the work of this Contract."
- 1.8. Labor Compliance Program.** The City has its own Labor Compliance Program authorized in August 2011 by the DIR. The City will withhold contract payments when payroll records are delinquent or deemed inadequate by the City or other governmental entity, or it has been established after an investigation by the City or other governmental entity that underpayment(s) have occurred. For questions or assistance, please contact the City of San Diego's Prevailing Wage Unit at 858-627-3200.



- 1.9. Contractor and Subcontractor Registration Requirements.** This project is subject to compliance monitoring and enforcement by the DIR. A contractor or subcontractor shall not be qualified to bid on, be listed in a bid or proposal, subject to the requirements of section 4104 of the Public Contract Code, or engage in the performance of any contract for public work, unless currently registered and qualified to perform public work pursuant to Labor Code section 1725.5. It is not a violation of this section for an unregistered contractor to submit a bid that is authorized by Section 7029.1 of the Business and Professions code or by Section 10164 or 20103.5 of the Public Contract Code, provided the contractor is registered to perform public work pursuant to Section 1725.5 at the time the contract is awarded.
- 1.9.1.** A Contractor's inadvertent error in listing a subcontractor who is not registered pursuant to Labor Code section 1725.5 in response to a solicitation shall not be grounds for filing a bid protest or grounds for considering the bid non-responsive provided that any of the following apply: (1) the subcontractor is registered prior to bid opening; (2) within twenty-four hours after the bid opening, the subcontractor is registered and has paid the penalty registration fee specified in Labor Code section 1725.5; or (3) the subcontractor is replaced by another registered subcontractor pursuant to Public Contract Code section 4107.
- 1.9.2.** By submitting a bid or proposal to the City, Contractor is certifying that he or she has verified that all subcontractors used on this public work project are registered with the DIR in compliance with Labor Code sections 1771.1 and 1725.5, and Contractor shall provide proof of registration for themselves and all listed subcontractors to the City at the time of bid or proposal due date or upon request.
- 1.10. Stop Order.** For Contractor or its subcontractors engaging in the performance of any public work contract without having been registered in violation of Labor Code sections 1725.5 or 1771.1, the Labor Commissioner shall issue and serve a stop order prohibiting the use of the unregistered contractors or unregistered subcontractor(s) on ALL public works until the unregistered contractor or unregistered subcontractor(s) is registered. Failure to observe a stop order is a misdemeanor.
- 1.11. List of all Subcontractors.** The Contractor shall provide the list of subcontractors (regardless of tier), along with their DIR registration numbers, utilized on this Contract prior to any work being performed; and the Contractor shall provide a complete list of all subcontractors with each invoice. Additionally, Contractor shall provide the City with a complete list of all subcontractors (regardless of tier) utilized on this contract within ten working days of the completion of the contract, along with their DIR registration numbers. The City shall withhold final payment to Construction Management Professional until at least thirty (30) days after this information is provided to the City.

**1.12. Exemptions for Small Projects.** There are limited exemptions for installation, alteration, demolition, or repair work done on projects of \$25,000 or less. The Contractor shall still comply with Labor Code sections 1720 et. seq. The only recognized exemptions are listed below:

**1.12.1.** Registration. The Contractor will not be required to register with the DIR for small projects. (Labor Code section 1771.1).

**1.12.2.** Certified Payroll Records. The records required in Labor Code section 1776 shall be required to be kept and submitted to the City of San Diego, but will not be required to be submitted online with the DIR directly. The Contractor will need to keep those records for at least three years following the completion of the Contract. (Labor Code section 1771.4).

**1.12.3.** List of all Subcontractors. The Contractor shall not be required to hire only registered subcontractors and is exempt from submitting the list of all subcontractors that is required in section 1.11 above. (Labor code section 1773.3).

**ATTACHMENT E**  
**SUPPLEMENTARY SPECIAL PROVISIONS**

## SUPPLEMENTARY SPECIAL PROVISIONS

The following Supplementary Special Provisions (SSP) modifies the following documents:

1. The **2018 Edition** of the Standard Specifications for Public Works Construction (The "GREENBOOK").
2. The **2018 Edition** of the City of San Diego Standard Specifications for Public Works Construction (The "WHITEBOOK"), including the following:
  - a) General Provisions (A) for all Construction Contracts.

---

### SECTION 1 – GENERAL, TERMS, DEFINITIONS, ABBREVIATIONS, UNITS OF MEASURE, AND SYMBOLS

**1-2 TERMS AND DEFINITIONS.** To the "WHITEBOOK", items 43, 56, 69, and 102, DELETE in its entirety and SUBSTITUTE with the following:

43. **Field Order** - A Field Order is a written agreement by the Engineer to compensate you for Work items in accordance with 2-8, "EXTRA WORK" or 2-9, "CHANGED CONDITIONS". A Field Order does not change the Contract Price, Contract Time, or the scope intent of the Contract.
56. **Notice of Completion (NOC)** - A document recorded with the County of San Diego to signify that the Contract Work has been completed and accepted by the City.
69. **Punchlist** - A list of items of Work or corrections generated after a Walk-through that is conducted when you consider that the Work and Services are complete, and as verified by the Owner. The Punchlist may be completed in phases if defined in the Contract.
102. **Walk-through** - The procedure the City uses to evaluate the status of the Project or the phase of the Project and to generate a Punchlist prior to Acceptance.

To the "WHITEBOOK", item 54, "Normal Working Hours", ADD the following:

The **Normal Working Hours** are **8:30 AM to 3:30 PM**.

To the "WHITEBOOK", ADD the following:

108. **Substantial Completion** – When all Contract Work is deemed complete by the Contractor in writing, and as verified by the Owner. Substantial Completion may be completed in phases if defined in the Contract.
109. **Acceptance of Work** – When all of the Contract work is deemed officially complete, including all Punchlist items, by the Owner.

110. **Occupancy** – When the Owner deems a building is ready for use, the Owner will issue a certificate of Occupancy in writing.

### 1-7.1.3

**Requests for Information (RFI).** To the “WHITEBOOK”, DELETE in its entirety and SUBSTITUTE with the following:

1. Should You discover a conflict, omission, errors in the Contract Documents, differences with existing field conditions, or have any questions concerning interpretation or clarification of Contract Documents, or when you propose deviations to the standards or design, you shall submit a Request for Information (RFI) to the City regarding your question or clarification within **1 Working Day**.
2. Your RFI shall meet the following requirements:
  - a) All RFIs, whether by You or your Subcontractor or supplier at any tier, shall be submitted by You to the City.
  - b) RFIs shall be numbered sequentially.
  - c) You shall clearly and concisely set forth the single issue for which interpretation or clarification is sought, indicate Specification Section numbers, Contract Drawing numbers, and details, or other items involved, and state why a response is required from the City.
  - d) RFIs shall be submitted within **1 Working Day** in order that they may be adequately researched and answered before the response affects any critical activity of the Work.
  - e) Should You believe that a response to an RFI causes a change to the requirements of the Contract, You shall, before proceeding, give written notice to the City, indicating that You believe that City response to the RFI to be a Change Order. Failure to give such written notice within **5 Working Days** of receipt of the City's response to the RFI shall waive Your right to seek additional time or cost.
3. The City will respond to RFIs within **5 Working Days** unless the City notifies You in writing that a response will take longer. The **5 Working Days** shall begin when the RFI is received and dated by the City. Responses from the City will not change any requirement of the Contract unless so noted by the City in the response to the RFI. The City will not issue a Change Order for Extra Work or additional time when the issue raised in the RFI was due to your fault, neglect, or any unauthorized deviations from the project design or specifications.
4. If You proceed in resolving a conflict, omission, or any error in the Contract Documents without sending the City an RFI in accordance with the requirements stated above, the City may require You to remove such work at Your cost or back charge You the cost to remove this work.

## SECTION 3 – CONTROL OF THE WORK

**3-2 SELF-PERFORMANCE.** To the “GREENBOOK”, DELETE in its entirety and SUBSTITUTE with the following:

1. You shall perform, with your own organization, Contract Work amounting to at least 30% of the base Bid.

**3-8.7 Contractor’s Quality Control Plan (QCP).** To the “WHITEBOOK”, ADD the following:

7. The establishment and implementation of a Quality Control Plan (QCP), as defined in the standard specifications, shall be required for this Contract. See example in **Appendix G - Contractor’s Daily Quality Control Inspection Report.**

**3-8.7.1 QCP Submittal.** To the “WHITEBOOK”, item 2, DELETE in its entirety and SUBSTITUTE with the following:

2. The QCP shall be organized to address, at a minimum, the following items:
  - a) Quality Control Administrator
  - b) Surface preparation and paving schedule
  - c) Inspection and documentation requirements (Daily Quality Control Inspection Report)
  - d) Material quality control testing plan
  - e) Documentation of quality control activities
  - f) Procedures for corrective action when quality control and/or acceptance criteria are not met
  - g) If paving Work will be in areas prone to shade, provide curing time of product

**3-8.7.4 Documentation.** To the “WHITEBOOK”, item 3, section “a”, subsection “viii”, DELETE in its entirety and SUBSTITUTE with the following:

- viii. Documentation that the following have been verified to be in compliance:
  - Proper storage of materials and equipment.
  - Proper operation of all equipment.
  - Adherence to plans and technical specifications.
  - Review of quality control tests.

- Safety inspection.
- Mixing properties of products against the approved submittal limits.

**3-12.7 Drinking Water Discharges Requirements.** To the “WHITEBOOK”, ADD the following:

1. You shall record the results for each discharge event on the City’s Drinking Water Discharge Monitoring form included as **Appendix H - Monthly Drinking Water Discharge Monitoring Form.**

**3-13.1 Completion.** To the “GREENBOOK”, DELETE in its entirety and SUBSTITUTE with the following:

1. You shall submit a written assertion that the Work has been completed and is ready for Owner Acceptance. If, in the Engineer’s judgment, the Work has been completed in accordance with the Contract Documents, the Engineer will set forth in writing the date the Work was completed. This will be the date that you are relieved from responsibility to protect and maintain the Work and to which liquidated damages will be computed.

**3-13.1.1 Requirements Before Requesting a Walk-through.** To the “WHITEBOOK”, DELETE in its entirety and SUBSTITUTE with the following:

**3-13.1.1 Requirements Before Requesting Substantial Completion.**

1. The following items are required prior to requesting a Substantial Completion:
  - a) Remove temporary facilities from the Site.
  - b) Thoroughly cleaning the Site and removing all mark outs and construction staking.
  - c) Provide completed and signed Red-lines in accordance with 3-7.3 “Redlines and Record Documents”.
  - d) Provide all material and equipment maintenance and operation instructions and/or manuals.
  - e) Provide all tools which are permanent parts of the equipment installed in the Project.
  - f) Provide and properly identify all keys for construction and all keys for permanent Work.
  - g) Provide all final Special Inspection reports required by the applicable building Code.
  - h) Provide all items specified to be supplied as extra stock. Wrap, seal, or place in a container all items as necessary to allow for storage by the City for future use. Verify the specified quantities.

- i) Ensure that all specified EOCP and certified wage rate documentations covering the Contract Time have been submitted.
- j) Provide the spare parts for the proposed irrigation system as specified in the Special Provisions.
- k) If the Work includes sewer and storm drain installations, the inspection shall include televising in accordance with 306-18, "VIDEO INSPECTION".
- l) If the Work includes a Plant Establishment Period, Work in accordance with 801-6, "MAINTENANCE AND PLANT ESTABLISHMENT" shall be completed prior to requesting Substantial Completion, unless approved otherwise by the Owner.
- m) Notify the Engineer to arrange a final inspection of permanent BMPs installed.

**3-13.1.2 Walk-through and Punchlist Procedure.** To the "WHITEBOOK", DELETE in its entirety and SUBSTITUTE with the following:

1. You shall notify the Engineer 15 Working Days in advance of date of anticipated Substantial Completion to allow time for Engineer to schedule a Walk-through. After you complete the requirements in 3-13.1.1, "Requirements Before Requesting Substantial Completion" and when you consider that the Work is Substantially Complete, you will notify the Engineer in writing that the Project is Substantially Complete. The Engineer will review your request and determine if the Project is ready for a Walk-through, by verifying whether you have completed all items as required by 3-13.1.1, "Requirements Before Requesting Substantial Completion". Within 7 Working Days, the City will either reject your request of a Walk-through in writing or schedule a Walk-through inspection. The Engineer shall facilitate the Walk-through.
2. The following documents shall be provided at the time of your Walk-through request: As-Built markup, Plans, specifications, technical data such as submittals and equipment manuals, draft final payment, warranties, material certifications, bonds, guarantees, maintenance service agreements, and maintenance and operating manuals.
3. Written warranties, except manufacturer's standard printed warranties, shall be on a letterhead addressed to you. Warranties shall be submitted in the format described in this section, modified as approved by the City, to suit the conditions pertaining to the warranty. Lack of submitting these items will delay start of Walk-through.
4. The Engineer will provide you with the Punchlist within 15 Working Days after the date of the Walk-through. The City shall not provide a preliminary Punchlist.
5. If the Engineer finds that the Project is not Substantially Complete as defined herein, the Engineer will terminate the Walk-through and notify you in writing.



6. If, at any time during the Engineer's evaluation of the corrective Work required by the Punchlist, the Engineer discovers that additional corrective Work is required, the Engineer may include that corrective Work in the Punchlist.
7. You shall remain solely responsible for the Project Site until the Project is completely operational, all Punchlist items have been corrected, and all operation and maintenance manuals have been accepted by the City.
8. The Engineer shall meet with you until all Punchlist items are corrected. You shall complete the Punchlist within 30 Working Days, and Working Days will continue to be counted until Acceptance of the Project.

**3-13.2 Acceptance.** To the "WHITEBOOK", DELETE in its entirety and SUBSTITUTE with the following:

1. You shall provide the completed, signed, and stamped DS-563 to the Engineer prior to Acceptance.
2. You shall deliver the final As-builts and final billing prior to Acceptance.
3. You shall assemble and deliver to the Engineer a Final Summary Report and Affidavit of Disposal prior to Acceptance.
4. Acceptance shall occur after all of the requirements contained in the Contract Documents have been fulfilled. If, in the Engineer's judgment, you have fully performed the Contract, the Engineer will recommend to the City Engineer that your performance of the Contract be accepted. You shall receive notification of Acceptance in writing from the Owner and counting of working days shall cease and Warranty begins.
5. Retention can be released 35 Calendar Days after NOC. Submit your request for retention to the Resident Engineer and they will mail to you a "Release of Claims" form which shall be completed and returned before the retention will be released.

**3-13.3 Warranty.** To the "WHITEBOOK", DELETE in its entirety and SUBSTITUTE with the following:

1. You shall warranty and repair all defective materials and workmanship for a period of 1 year. This call back warranty period shall start on the date the Work was accepted by the City unless the City has Beneficial Use or takes Occupancy of the project earlier (excluding water, sewer, and storm drain projects).
2. You shall warranty the Work free from all latent defects for 10 years and patent defects for a period of 4 years.
3. The warranty period for specific items covered under manufacturers' or suppliers' warranties shall commence on the date they are placed into service at the direction of the Engineer in writing.

4. All express warranties from Subcontractors, manufacturers', or Suppliers', of any tier, for the materials furnished and Work performed shall be assigned, in writing, to the City, and shall be delivered to the Engineer prior to the Acceptance of your performance of the Contract.
5. Replace or repair defective materials and workmanship in a manner satisfactory to the Engineer after notice to do so from the Engineer and within the time specified in the notice. If you fail to make such replacements or repairs within the time specified in the notice, the City may perform the replacement or repairs at your expense. If you fail to reimburse the City for the actual costs, your Surety shall be liable for the cost
6. Items that shall be warrantied free from defective workmanship and materials for a period longer than 1 year are as follows:

<b>Specified Item</b>	<b>Minimum Warranty Period</b>
Detectable Warning Tile Construction	3 Years of Manufacturer's Warranty
All Work Under SECTION 500 - PIPELINE REHABILITATION	3 Years
Fiber Optic Interconnect Cables	2 Years
Luminaires*	10 Years of Manufacturer's Warranty
LED Signal Modules	3 Years of Manufacturer's Warranty
Field Devices Associated with 700-6.3, "Adaptive Control Note"	See 700-6.3.9, "Warranty"

\* Provide documentation verifying that the induction luminaire models being offered for the Project are covered by the 10 year warranty.

7. You shall provide the City and property owner a copy of the manufacturer's warranty for private sewer pumps, including the alarm panel and all other accessories.
  - a) You shall involve the manufacturer in the installation and startup as needed to secure any extended warranty required.
  - b) Nothing in here is intended to limit any manufacturer's warranty which provides the City with greater warranty rights than set forth in this section or the Contract Documents.
  - c) The warranty shall include all components. The form of the warranty shall be approved by the Engineer in accordance with 3-13.3.2, "Warranty Format Requirements".
8. If, during the warranty period, any item of the Work is found to be Defective Work, you shall correct it promptly after receipt of written notice from the City

to do so. The warranty period shall be extended with respect to portions of the Work corrected as part of the warranty requirements.

**3-15.3 Coordination.** To the "WHITEBOOK", ADD the following:

2. Other adjacent City projects are scheduled for construction for the same time period in the vicinity of this project. See **Appendix F - Adjacent Projects Maps** for the approximate location. Coordinate the Work with the adjacent projects as listed below:
  - a) B-16017-23 & B-16017-34 Pressure Reducing Stations Replacement Program Phase #1, Gabriel Torres (619) 533-4630
  - b) B-17005 Murphy Canyon Road Trunk Sewer Repair, Rehab, Maryam Kargar (619) 533-6673
  - c) B-15095-9 Hilltop UUD, Zach Barhoumi, (619) 533-5114

#### **SECTION 4 - CONTROL OF MATERIALS**

**4-3.6 Preapproved Materials.** To the "WHITEBOOK", ADD the following:

3. You shall submit in writing a list of all products to be incorporated in the Work that are on the AML.

**4-6 TRADE NAMES.** To the "WHITEBOOK", ADD the following:

11. You shall submit your list of proposed substitutions for an "equal" item **no later than 5 Working Days after the determination of the Apparent Low Bidder** and on the City's Product Submittal Form available at:

<http://www.sandiego.gov/publicworks/edocref/index.shtml>

#### **SECTION 5 - LEGAL RELATIONS AND RESPONSIBILITIES**

**5-4 INSURANCE.** To the "GREENBOOK", DELETE in its entirety and SUBSTITUTE with the following:

**5-4 INSURANCE.**

1. The insurance provisions herein shall not be construed to limit your indemnity obligations contained in the Contract.

**5-4.1 Policies and Procedures.**

1. You shall procure the insurance described below, at its sole cost and expense, to provide coverage against claims for loss including injuries to persons or damage to property, which may arise out of or in connection with the performance of the Work by you, your agents, representatives, officers, employees or Subcontractors.

2. Insurance coverage for property damage resulting from your operations is on a replacement cost valuation. The market value will not be accepted.
3. You shall maintain this insurance for the duration of this Contract and at all times thereafter when you are correcting, removing, or replacing Work in accordance with this Contract. Your liabilities under the Contract, e.g., your indemnity obligations, is not deemed limited to the insurance coverage required by this Contract.
4. The payment for insurance shall be included in the Contract Price as bid by you. Except as specifically agreed to by the City in writing, you are not entitled to any additional payment. Do not begin any Work under this Contract until you have provided and the City has approved all required insurance.
5. Policies of insurance shall provide that the City is entitled to 30 Days (10 Days for cancellation due to non-payment of premium) prior written notice of cancellation or non-renewal of the policy. Maintenance of specified insurance coverage is a material element of the Contract. Your failure to maintain or renew coverage or to provide evidence of renewal during the term of the Contract may be treated by the City as a material breach of the Contract.

**5-4.2 Types of Insurance.**

**5-4.2.1 Commercial General Liability Insurance.**

1. Commercial General Liability Insurance shall be written on the current version of the ISO Occurrence form CG 00 01 07 98 or an equivalent form providing coverage at least as broad.
2. The policy shall cover liability arising from premises and operations, XCU (explosions, underground, and collapse), independent contractors, products/completed operations, personal injury and advertising injury, bodily injury, property damage, and liability assumed under an insured's contract (including the tort liability of another assumed in a business contract).
3. There shall be no endorsement or modification limiting the scope of coverage for either "insured vs. insured" claims or contractual liability. You shall maintain the same or equivalent insurance for at least 10 years following completion of the Work.
4. All costs of defense shall be outside the policy limits. Policy coverage shall be in liability limits of not less than the following:

<u>General Annual Aggregate Limit</u>	<u>Limits of Liability</u>
Other than Products/Completed Operations	\$2,000,000
Products/Completed Operations Aggregate Limit	\$2,000,000
Personal Injury Limit	\$1,000,000
Each Occurrence	\$1,000,000

#### **5-4.2.2 Commercial Automobile Liability Insurance.**

1. You shall provide a policy or policies of Commercial Automobile Liability Insurance written on the current version of the ISO form CA 00 01 12 90 or later version or equivalent form providing coverage at least as broad in the amount of \$1,000,000 combined single limit per accident, covering bodily injury and property damage for owned, non-owned, and hired automobiles (“Any Auto”).
2. All costs of defense shall be outside the limits of the policy.

#### **5-4.2.3 Contractors Pollution Liability Insurance.**

1. You shall procure and maintain at your expense or require your Subcontractor, as described below, to procure and maintain the Contractors Pollution Liability Insurance including contractual liability coverage to cover liability arising out of cleanup, removal, storage, or handling of hazardous or toxic chemicals, materials, substances, or any other pollutants by you or any Subcontractor in an amount not less than \$2,000,000 limit for bodily injury and property damage.
2. All costs of defense shall be outside the limits of the policy. Any such insurance provided by your Subcontractor instead of you shall be approved separately in writing by the City.
3. For approval of a substitution of your Subcontractor’s insurance, you shall certify that all activities for which the Contractors Pollution Liability Insurance will provide coverage will be performed exclusively by the Subcontractor providing the insurance. The deductible shall not exceed \$25,000 per claim.
4. Contractual liability shall include coverage of tort liability of another party to pay for bodily injury or property damage to a third person or organization. There shall be no endorsement or modification of the coverage limiting the scope of coverage for either “insured vs. insured” claims or contractual liability.
5. Occurrence based policies shall be procured before the Work commences and shall be maintained for the Contract Time. Claims Made policies shall be procured before the Work commences, shall be maintained for the Contract Time, and shall include a 12 month extended Claims Discovery Period applicable to this contract or the existing policy or policies that shall continue to be maintained for 12 months after the completion of the Work without advancing the retroactive date.
6. Except as provided for under California law, the policy or policies shall provide that the City is entitled to 30 Days prior written notice (10 Days for cancellation due to non-payment of premium) of cancellation or non-renewal of the policy or policies.

#### 5-4.2.4

#### **Contractors Hazardous Transporters Pollution Liability Insurance.**

1. You shall provide at your expense or require your Subcontractor to provide, as described below, Contractors Hazardous Transporters Pollution Liability Insurance including contractual liability coverage to cover liability arising out of transportation of hazardous or toxic, materials, substances, or any other pollutants by you or any Subcontractor in an amount not less than \$2,000,000 limit per occurrence/aggregate for bodily injury and property damage.
2. All costs of defense shall be outside the limits of the policy. The deductible shall not exceed \$25,000 per claim. Any such insurance provided by a subcontractor instead of you shall be approved separately in writing by the City.
3. For approval of the substitution of Subcontractor's insurance the Contractor shall certify that all activities for which Contractors Hazardous Transporters Pollution Liability Insurance will provide coverage will be performed exclusively by the Subcontractor providing the insurance.
4. Contractual liability shall include coverage of tort liability of another party to pay for bodily injury or property damage to a third person or organization. There shall be no endorsement or modification of the coverage limiting the scope of coverage for either "insured vs. insured" claims or contractual liability. Occurrence based policies shall be procured before the Work commences and shall be maintained for the duration of this Contract. Claims Made policies shall be procured before the Work commences, shall be maintained for the duration of this contract, and shall include a 12 month extended Claims Discovery Period applicable to this contract or the existing policy or policies that shall continue to be maintained for 12 months after the completion of the Work under this Contract without advancing the retroactive date.
5. Except as provided for under California law, the policy or policies shall provide that the City is entitled to 30 Days prior written notice (10 Days for cancellation due to non-payment of premium) of cancellation or non-renewal of the policy or policies.

#### 5-4.3

**Rating Requirements.** Except for the State Compensation Insurance Fund, all insurance required by this Contract as described herein shall be carried only by responsible insurance companies with a rating of, or equivalent to, at least "A-, VI" by A.M. Best Company, that are authorized by the California Insurance Commissioner to do business in the State, and that have been approved by the City.

#### 5-4.3.1

**Non-Admitted Carriers.** The City will accept insurance provided by non-admitted, "surplus lines" carriers only if the carrier is authorized to do business in the State and is included on the List of Approved Surplus Lines Insurers (LASLI list).

All policies of insurance carried by non-admitted carriers shall be subject to all of the requirements for policies of insurance provided by admitted carriers described herein.

**5-4.4 Evidence of Insurance.** Furnish to the City documents e.g., certificates of insurance and endorsements evidencing the insurance required herein, and furnish renewal documentation prior to expiration of this insurance. Each required document shall be signed by the insurer or a person authorized by the insurer to bind coverage on its behalf. We reserve the right to require complete, certified copies of all insurance policies required herein.

**5-4.5 Policy Endorsements.**

**5-4.5.1 Commercial General Liability Insurance.**

**5-4.5.1.1 Additional Insured.**

1. You shall provide at your expense policy endorsement written on the current version of the ISO Occurrence form CG 20 10 11 85 or an equivalent form providing coverage at least as broad.
2. To the fullest extent allowed by law e.g., California Insurance Code §11580.04, the policy shall be endorsed to include the City and its respective elected officials, officers, employees, agents, and representatives as additional insured.
3. The additional insured coverage for projects for which the Engineer's Estimate is \$1,000,000 or more shall include liability arising out of:
  - a) Ongoing operations performed by you or on your behalf,
  - b) your products,
  - c) your Work, e.g., your completed operations performed by you or on your behalf, or
  - d) premises owned, leased, controlled, or used by you.
4. The additional insured coverage for projects for which the Engineer's Estimate is less than \$1,000,000 shall include liability arising out of:
  - a) Ongoing operations performed by you or on your behalf,
  - b) your products, or
  - c) premises owned, leased, controlled, or used by you.

**5-4.5.1.2 Primary and Non-Contributory Coverage.** The policy shall be endorsed to provide that the coverage with respect to operations, including the completed operations, if appropriate, of the Named Insured is primary to any insurance or self-insurance of the City and its elected officials, officers, employees, agents and representatives. Further, it shall provide that any insurance maintained by the City and its elected officials, officers, employees, agents and representatives shall be in excess of your insurance and shall not contribute to it.

**5-4.5.1.3 Project General Aggregate Limit.** The policy or policies shall be endorsed to provide a Designated Construction Project General Aggregate Limit that will apply only to the Work. Only claims payments which arise from the Work shall reduce the Designated Construction Project General Aggregate Limit. The Designated Construction Project General Aggregate Limit shall be in addition to the aggregate limit provided for the products-completed operations hazard.

**5-4.5.2 Commercial Automobile Liability Insurance.**

**5-4.5.2.1 Additional Insured.** Unless the policy or policies of Commercial Auto Liability Insurance are written on an ISO form CA 00 01 12 90 or a later version of this form or equivalent form providing coverage at least as broad, the policy shall be endorsed to include the City and its respective elected officials, officers, employees, agents, and representatives as additional insured, with respect to liability arising out of automobiles owned, leased, hired or borrowed by you or on your behalf. This endorsement is limited to the obligations permitted by California Insurance Code §11580.04.

**5-4.5.3 Contractors Pollution Liability Insurance Endorsements.**

**5-4.5.3.1 Additional Insured.**

1. The policy or policies shall be endorsed to include as an Insured the City and its respective elected officials, officers, employees, agents, and representatives, with respect to liability arising out of:
  - a) Ongoing operations performed by you or on your behalf,
  - b) your products,
  - c) your work, e.g., your completed operations performed by you or on your behalf, or
  - d) premises owned, leased, controlled, or used by you.

Except that in connection with, collateral to, or affecting any construction contract to which the provisions of subdivision (b) of § 2782 of the California Civil Code apply, this endorsement shall not provide any duty of indemnity coverage for the active negligence of the City and its respective elected officials, officers, employees, agents, and representatives in any case where an agreement to indemnify the City and its respective elected officials, officers, employees, agents, and representatives would be invalid under subdivision (b) of §2782 of the California Civil Code.

2. In any case where a claim or loss encompasses the negligence of the Insured and the active negligence of the City and its respective elected officials, officers, employees, agents, and representatives that are not covered because of California Insurance Code §11580.04, the insurer's obligation to the City and its respective elected officials, officers, employees, agents, and representatives



shall be limited to obligations permitted by California Insurance Code §11580.04.

**5-4.5.3.2 Primary and Non-Contributory Coverage.** The policy or policies shall be endorsed to provide that the insurance afforded by the Contractors Pollution Liability Insurance policy or policies is primary to any insurance or self-insurance of the City and its elected officials, officers, employees, agents and representatives with respect to operations including the completed operations of the Named Insured. Any insurance maintained by the City and its elected officials, officers, employees, agents and representatives shall be in excess of your insurance and shall not contribute to it.

**5-4.5.3.3 Severability of Interest.** For Contractors Pollution Liability Insurance, the policy or policies shall provide that your insurance shall apply separately to each insured against whom claim is made or suit is brought, except with respect to the limits of the insurer's liability and shall provide cross-liability coverage.

**5-4.5.4 Contractors Hazardous Transporters Pollution Liability Insurance Endorsements.**

**5-4.5.4.1 Additional Insured.**

1. The policy or policies shall be endorsed to include as an Insured the City and its respective elected officials, officers, employees, agents, and representatives, with respect to liability arising out of:
  - a) Ongoing operations performed by you or on your behalf,
  - b) your products,
  - c) your work, e.g., your completed operations performed by you or on your behalf, or
  - d) premises owned, leased, controlled, or used by you.

Except that in connection with, collateral to, or affecting any construction contract to which the provisions of subdivision (b) of §2782 of the California Civil Code apply, this endorsement shall not provide any duty of indemnity coverage for the active negligence of the City and its respective elected officials, officers, employees, agents, and representatives in any case where an agreement to indemnify the City and its respective elected officials, officers, employees, agents, and representatives would be invalid under subdivision (b) of §2782 of the California Civil Code.

2. In any case where a claim or loss encompasses the negligence of the Insured and the active negligence of the City and its respective elected officials, officers, employees, agents, and representatives that are not covered because of California Insurance Code §11580.04, the insurer's obligation to the City and its respective elected officials, officers, employees, agents, and representatives

shall be limited to obligations permitted by California Insurance Code §11580.04.

- 5-4.5.4.2 Primary and Non-Contributory Coverage.** The policy or policies shall be endorsed to provide that the insurance afforded by the Contractors Pollution Liability Insurance policy or policies is primary to any insurance or self-insurance of the City and its elected officials, officers, employees, agents and representatives with respect to operations including the completed operations of the Named Insured. Any insurance maintained by the City and its elected officials, officers, employees, agents and representatives shall be in excess of your insurance and shall not contribute to it.
- 5-4.5.4.3 Severability of Interest.** For Contractors Hazardous Transporters Pollution Liability Insurance, the policy or policies shall provide that your insurance shall apply separately to each insured against whom claim is made or suit is brought, except with respect to the limits of the insurer's liability and shall provide cross-liability coverage.
- 5-4.6 Deductibles and Self-Insured Retentions.** You shall pay for all deductibles and self-insured retentions. You shall disclose deductibles and self-insured retentions to the City at the time the evidence of insurance is provided.
- 5-4.7 Reservation of Rights.** The City reserves the right, from time to time, to review your insurance coverage, limits, deductibles and self-insured retentions to determine if they are acceptable to the City. The City will reimburse you, without overhead, profit, or any other markup, for the cost of additional premium for any coverage requested by the Engineer but not required by this Contract.
- 5-4.8 Notice of Changes to Insurance.** You shall notify the City 30 Days prior to any material change to the policies of insurance provided under this Contract.
- 5-4.9 Excess Insurance.** Policies providing excess coverage shall follow the form of the primary policy or policies e.g., all endorsements.
- 5-4.10 Architects and Engineers Professional Insurance (Errors and Omissions Insurance).**
1. For Contracts with required engineering services (e.g., Design-Build, preparation of engineered Traffic Control Plans (TCP), and etc) by you, you shall keep or require all of your employees or Subcontractors, who provide professional engineering services under this contract, Professional Liability coverage with a limit of **\$1,000,000** per claim and **\$2,000,000** annual aggregate in full force and effect.
  2. You shall ensure the following:
    - a) The policy retroactive date is on or before the date of commencement of the Project.

- b) The policy will be maintained in force for a period of 3 years after completion of the Project or termination of this Contract, whichever occurs last. You agree that for the time period specified above, there will be no changes or endorsements to the policy that affect the specified coverage.
- 3. If professional engineering services are to be provided solely by the Subcontractor, you shall:
  - a) Certify this to the City in writing and
  - b) Agree in writing to require the Subcontractor to procure Professional Liability coverage in accordance with the requirements set forth above.

**5-4.11 Workers' Compensation Insurance and Employers Liability Insurance.**

- 1. In accordance with the provisions of §3700 of the California Labor Code, you shall provide at your expense Workers' Compensation Insurance and Employers Liability Insurance to protect you against all claims under applicable state workers compensation laws. The City, its elected officials, and employees will not be responsible for any claims in law or equity occasioned by your failure to comply with the requirements of this section.
- 2. Limits for this insurance shall be not less than the following:
 

<u>Workers' Compensation</u>	<u>Statutory Employers Liability</u>
Bodily Injury by Accident	\$1,000,000 each accident
Bodily Injury by Disease	\$1,000,000 each employee
Bodily Injury by Disease	\$1,000,000 policy limit
- 3. By signing and returning the Contract you certify that you are aware of the provisions of §3700 of the Labor Code which requires every employer to be insured against liability for worker's compensation or to undertake self-insurance in accordance with the provisions of that code and you shall comply with such provisions before commencing the Work as required by §1861 of the California Labor Code.

**5-4.11.1 Waiver of Subrogation.** The policy or policies shall be endorsed to provide that the insurer will waive all rights of subrogation against the City and its respective elected officials, officers, employees, agents, and representatives for losses paid under the terms of the policy or policies and which arise from Work performed by the Named Insured for the City.

**5-13 ELECTRONIC COMMUNICATION.** To the "WHITEBOOK", DELETE in its entirety and SUBSTITUTE with the following:

- 1. Virtual Project Manager shall be used on this Contract.

2. You shall post all communications addressed to the Engineer concerning construction including RFIs, submittals, daily logs including the Weekly Statement of Working Days (WSWD), Storm Water, and transmittals to the Virtual Project Manager (VPM) website established for the Projects. This shall not supersede any Federal requirements.
3. Maintain a list of scheduled activities including planned and actual execution dates for all major construction activities and milestones defined in the approved Schedule.
4. Review and act on all communications addressed to you in the VPM project website.
5. A user's guide to the VPM system is available on the City's website and shall be provided to you at the Pre-construction Meeting. Refer to the VPM training videos and forms at the location below:  
  
<https://www.sandiego.gov/publicworks/edocref>
6. Submit the Sensitive Information Authorization Acknowledgement Form and VPM User Agreement located in the VPM user's guide at the Pre-construction Meeting.

**5-15.1**

**General.** To the "WHITEBOOK", item 10, DELETE in its entirety and SUBSTITUTE with the following:

10. You shall ensure that construction staff have the required Hazardous Waste Operations and Emergency Response (HAZWOPER) certification for construction activities that have encountered flammable liquids or other hazardous substances. Construction staff shall include: City Engineers, City Laboratory Technicians, and City staff that perform onsite inspections.
  - a) If your Work encounters flammable liquids or other hazardous substances, you shall be responsible for scheduling training for all construction staff to attend and for submitting verification to the Engineer that construction staff have the required HAZWOPER certification prior to continuing that Work in that area. You shall maintain the HAZWOPER certifications annually until the construction activities triggering the requirement is complete, as approved by the Resident Engineer.

**SECTION 6 – PROSECUTION AND PROGRESS OF THE WORK**

**6-1.1**

**Construction Schedule.** To the "WHITEBOOK", item 1, subsection "s", DELETE in its entirety and SUBSTITUTE with the following:

- s) Submit an updated cash flow forecast with every pay request (for each Project ID or WBS number provided in the Contract) showing periodic and cumulative

construction billing amounts for the duration of the Contract Time. If there has been any Extra Work since the last update, include only the approved amounts.

- i. Refer to the Sample City Invoice materials in **Appendix D – Sample City Invoice with Cash Flow Forecast** and use the format shown.
- ii. See also the “Cash Flow Forecast Example” at the location below:

<https://www.sandiego.gov/publicworks/edocref>

**6-1.2.1 Construction Phasing.** To the ‘WHITEBOOK’, ADD the following:

3. Site 5 (Map 3) **Appendix L – Site Maps**, shall be constructed after all other sites are completed. Sites 1-4 and Sites 6-13 can be completed in order of the constructions preference while adhering the moratorium dates.

**6-1.5.2 Excusable Non-Compensable Delays.** To the “WHITEBOOK”, DELETE in its entirety and SUBSTITUTE with the following:

**6-1.5.2 Excusable Non-Compensable and Concurrent Delays.**

1. The City shall only issue an extension of time for Excusable Delays that meet the requirements of 6-4.2, “Extensions of Time” for the following circumstances:
2. Delays resulting from Force Majeure.
  - a) Delays caused by weather.
  - b) Delays caused by changes to County, State, or Federal law.
3. When a non-excusable delay is concurrent with an Excusable Delay, you shall not be entitled to an extension of Contract Time for the period the non-excusable delay is concurrent with the Excusable Delay.
4. When an Excusable Non-Compensable Delay is concurrent with an Excusable Compensable Delay, you shall be entitled to an extension of Contract Time, but shall not be entitled to compensation for the period the Excusable Non-Compensable Delay is concurrent with the Excusable Compensable Delay.

**6-2.1 Moratoriums.** To the “WHITEBOOK”, ADD the following:

3. Do not Work in the areas where there is currently a moratorium issued by the City. The areas subject to moratorium are listed below:
  - a) North Torrey Pines Road from 5/31/17 to 5/31/20 (inclusive).
  - b) Fenimore Way from 3/10/17 to 3/10/20 (inclusive).
  - c) Estrella Ave from 3/14/17 to 3/14/20 (inclusive).

4. The following areas are currently in a moratorium and have waivers pending. Do not Work in the areas until a moratorium waiver is provided. The areas are listed below:
  - a) 3<sup>rd</sup> Ave from 7/31/18 to 7/31/21 (inclusive).
  - b) Huxley Street from 8/1/18 to 8/1/21 (inclusive).
  - c) Forney Ave from 1/5/18 to 1/5/21 (inclusive).
  - d) J Street from 10/19/17 to 10/19/22 (inclusive).

**6-4.2 Extensions of Time.** To the "WHITEBOOK", DELETE in its entirety and SUBSTITUTE with the following:

1. The Contract Time shall not be modified except by Change Order.
2. You shall notify the City in writing within **1 Working Day** after the occurrence and discovery of an event that impacts the Project Schedule.
  - a) If you believe this event requires a Change Order, you shall submit a **written Change Order request with a report to** the City that explains the request for Change Order within **5 Working Days**. The Change Order request must include supporting data, a general description of the discovery, the basis for extension, and the estimated length of extension. The City may grant an extension of time, in writing, for the Change Order request if you require more time to gather and analyze data.
3. The Engineer shall not grant an extension of Contract Time in accordance with 6-1.5, "Excusable Delays" unless you demonstrate, through an analysis of the critical path, the following:
  - a) The event causing the delay impacted the activities along the Project's critical path.
  - b) The increases in the time to perform all or part of the Project beyond the Contract Time arose from unforeseeable causes beyond your control and without your fault or negligence and that all project float has been used.
4. Any modifications to the Contract Time will be incorporated into the weekly document that the Engineer issues that stipulates the Contract Time. If you do not agree with this document, submit to the Engineer for review a written protest supporting your objections to the document within **30 Calendar Days** after receipt of the statement. Your failure to file a timely protest shall constitute your acceptance of the Engineer's weekly document.

- a) Your protest will be considered a claim for time extension and shall be subject to 2-10.1, "Claims".

**6-4.4 Written Notice and Report.** To the "WHITEBOOK", DELETE in its entirety and SUBSTITUTE with the following:

- 1. Your failure to notify the Resident Engineer within **1 Working Day** OR provide a Change Order request within **5 Working Days** after the event, in accordance with 6-4.2, "Extensions of Time", will be considered grounds for refusal by the City to consider such request if your failure to notify prejudices the City in responding to the event.

**ADD:**

**6-6.1.1 Environmental Document.**

- 1. The City of San Diego has prepared a **Notice of Exemption** for **Water Group 970 CI**, Project No. **B-18075.02.06**, as referenced in the Contract Appendix. You shall comply with all requirements of the **Notice of Exemption** as set forth in **Appendix A**.
- 2. Compliance with the City's environmental document shall be included in the Contract Price, unless separate bid items have been provided.

**SECTION 7 – MEASUREMENT AND PAYMENT**

**7-3.9 Field Orders.** To the "WHITEBOOK", DELETE in its entirety and SUBSTITUTE with the following:

- 1. If the cumulative total of Field Order items of Work does not exceed the "Field Orders" Bid Item, the City shall pay those Field Orders as shown below:

**TABLE 7-3.9  
FIELD ORDER LIMITS**

<b>Contract Price</b>	<b>Maximum Field Order Work Amount</b>
Less than \$100,001	\$2,500
\$100,001 to \$1,000,000	\$5,000
\$1,000,001 to \$5,000,000	\$10,000
\$5,000,001 to \$15,000,000	\$20,000
\$15,000,001 to \$30,000,000	\$40,000
Greater than \$30,000,000	\$50,000

2. Field Order items of Work for contracts greater than \$15,000,000 will require additional approvals from the City prior to its approval by the Resident Engineer.
3. The City will issue a Field Order only after the City's acceptance of the cost of the field order amount.
4. Field Orders shall not be used to add scope or to include extensions of time related to changes in work.
5. If in the event there is a change related to the critical path on the project which necessitates an extension of time and the change amount is within the Field Order limits shown on Table 7-3.9, then a Field Order can be issued to compensate you for the approved costs. Any extensions of time associated with the change shall be included in a subsequent Change Order and no additional compensation shall be granted as part of the change order for the extension of time.
6. The unused portions of Field Orders Bid item shall revert to the City upon Acceptance.

### **SECTION 203 – BITUMINOUS MATERIALS**

**203-6.3.1 General.** To the "WHITEBOOK", ADD the following:

3. Asphalt concrete for Job Mix Formula (JMF) and Mix Designs shall be Type III and shall not exceed 15% RAP.

### **SECTION 209 – PRESSURE PIPE**

**209-1.1.1 General.** To the "WHITEBOOK", ADD the following:

2. PVC products, specifically type C900 and C905, as manufactured or distributed by J-M Manufacturing Company or JM Eagle shall not be used on the Contract for pressurized pipe.
3. Refer to AWWA C900-16 for all references to AWWA C905.

### **SECTION 301 – SUBGRADE PREPARATION, TREATED MATERIALS, AND PLACEMENT OF BASE MATERIALS**

**301-1.6 Preparatory Repair Work.** To the "WHITEBOOK", item 1, DELETE in its entirety and SUBSTITUTE with the following:

1. Prior to the placement of any asphalt concrete or application of slurry, you shall complete all necessary preparation and repair Work and shall obtain approval by the Resident Engineer.



ADD the following:

13. Asphalt concrete shall be Type III and shall not exceed 15% RAP in accordance with 203-6.3.1, "General".

### **SECTION 302 – ROADWAY SURFACING**

**302-4.5 Scheduling, Public Convenience and Traffic Control.** To the "GREENBOOK", paragraphs (1) and (2), DELETE in its entirety and SUBSTITUTE with the following:

1. In addition to the requirements of Part 6, you shall comply with the following:
  - a) At least 5 Working Days prior to commencing the Work, you shall submit your proposed Schedule to the Engineer for approval.
  - b) Based upon the approved schedule, you shall notify residents and businesses of the Work and post temporary "No Parking" signs 72 hours in advance.
  - c) Requests for changes in the approved Schedule shall be submitted to the Engineer for approval at least 3 Working Days before the street is scheduled to be sealed.

**302-4.12.1 Application.** To the "WHITEBOOK", item 1, ADD the following:

- c) RPMS shall only be placed when ambient temperature is 50° F or higher.

### **SECTION 306 – OPEN TRENCH CONDUIT CONSTRUCTION**

**ADD:**

**306-1.1 High-line Phasing.**

1. Build the Project in accordance with the water high-lining phasing shown on the Appendix M, Work by City Forces and in phases as follows:
  - a) Phase I:  
Site 5: Twin Ave/Fenimore Way;  
Site 6/7 Grandview Street;  
Site 9: Lloyd Street
  - b) Phase II:  
Site 5: Estrella Ave;  
Site 6/7: Deer Park Dr.

2. Site 9: Borreson Street When installing pipelines within the City's streets, for the following streets, the total time allowed for the completion of Work shall not exceed **10 Working Days** per 500 feet of pipeline installation:

a) Borreson Street

**306-7.8.2.1 General.** To the "WHITEBOOK", item 2, DELETE in its entirety and SUBSTITUTE with the following:

2. Pressure testing of pipe and fittings at the lowest elevation shall be performed at 150% of the specified test pressure and no less than 100% of the specified test pressure at the highest elevation.

a) Specified test pressure for Class 235 pipe shall be 150 psi and is tested at 225 psi.

b) Specified test pressure for Class 305 pipe shall be 200 psi and is tested at 300 psi.

#### **SECTION 402 - UTILITIES**

**402-2 PROTECTION.** To the "WHITEBOOK", item 2, ADD the following:

g) Refer to **Appendix R - Advanced Metering Infrastructure (AMI) Device Protection** for more information on the protection of AMI devices.

**402-8 PAYMENT.** To the "WHITEBOOK", item 3, DELETE in its entirety and SUBSTITUTE with the following:

3. With the Resident Engineer's approval, compensation for each existing utility pothole that is not shown on the Plans but marked out by USA shall be included in the Bid item for "Potholing Existing Utilities Not Shown on Plans (Depth up to 7 feet)". Potholing for existing utilities that have been shown on the Plans shall be included in the Contract Price.

#### **SECTION 601- TEMPORARY TRAFFIC CONTROL FOR CONSTRUCTION AND MAINTENANCE WORK ZONES**

**601-2.1.2 Engineered Traffic Control Plans (TCP).** To the "WHITEBOOK", ADD the following:

5. Engineered TCP (2 foot x 3 foot size) shall be required for the following areas:

a) North Torrey Pines Road

b) Ruffin Road

**601-2.1.4 Traffic Control for Resurfacing and Slurry Sealing.** To the "WHITEBOOK", item 3, subsection "d", DELETE in its entirety and SUBSTITUTE with the following:

- d) Place "NO PARKING - TOW-AWAY ZONE" signs 72 hours in advance of the scheduled slurry sealing. Reschedule street block segments which are not completed by the last posted Working Day. If a Work delay of 48 hours or more occurs from the originally scheduled Work date, remove the "NO PARKING - TOW-AWAY ZONE" signs for a minimum of 24 hours, then reset and re-post for the appropriate Work date.

**601-3.5.1 General.** To the "WHITEBOOK", item 3, DELETE in its entirety and SUBSTITUTE with the following:

3. Temporary "No Parking" and "No Stopping" signs shall be installed 72 hours before enforcement. Temporary "No Parking" and "No Stopping" signs shall be installed and removed as specified in the Special Provisions. Signs shall indicate specific days, dates, and times of restrictions. If violations occur, call Police Dispatch 619-531-2000 to enforce the Tow-Away notice.

**601-3.6 Channelizing Devices.** To the "WHITEBOOK", item 4, Barricades, ADD the following:

- h) You shall place "OPEN TRENCH" signs (C27(CA)) on Type 3 Barricade within the construction Work zone, ahead of any Work areas with open trenches that are greater than 3 inches in depth, in accordance with California MUTCD SECTION 6F.103 (CA). The barricades shall be placed in a continuous manner and shall prevent pedestrian, vehicular, and biker access to the open trench area.

## SECTION 900 – MATERIALS

**900-2.3 Payment.** To the "WHITEBOOK", item 3, DELETE in its entirety and SUBSTITUTE with the following:

3. The payment for furnishing materials for your connection, cut and plug, and cut-in Work shall cover all necessary materials (fittings and hardware, excluding valves and pipes), delivery, and unloading. The payment shall be included within the Bid item of the Work involved and no separate payment for furnishing those materials shall be made. The payment for furnishing valve and pipe materials for your connection, cut and plug, and cut-in Work shall be included in the separate Bid items for each valve and pipe.

## SECTION 901 – INSTALLATION AND CONNECTION

**901-1.1 General.** To the "WHITEBOOK", item 2, DELETE in its entirety and SUBSTITUTE with the following:

1. The Engineer will coordinate all interactions between you and the City Water Operations Division, the City Water Quality Laboratory, and other City organizations. Upon your request, the Engineer shall notify the City's Public

Utilities Department's staff as noted below which shall be required at least 20 Working Days prior to the beginning of Work that involves shutting down pipelines, high-lining, cutting and plugging of, or making connection to the existing water mains.

- a) Transmission Mains (16 inches and larger) – Jesus Ramos (619-527-7438)
- b) Distribution Mains (less than 16 inches) – Freddy Porter (619-527-7539)
- c) Water Facilities – Tatyana Fikhman (619-527-7465)

**901-2.2.1 General.** To the "WHITEBOOK", item 5, DELETE in its entirety and SUBSTITUTE with the following:

- 5. The Engineer will coordinate all interactions between you and the City Water Operations Division, the City Water Quality Laboratory, and other City organizations. Upon your request, the Engineer shall notify the City's Public Utilities Department as noted below which shall be required at least 20 Working Days prior to the beginning of Work that involves shutting down pipelines, high-lining, cutting and plugging of, or making connection to the existing water mains.
  - a) Transmission Mains (16 inches and larger) – Jesus Ramos (619-527-7438)
  - b) Distribution Mains (less than 16 inches) – Freddy Porter (619-527-7539)
  - c) Water Facilities – Tatyana Fikhman (619-527-7465)

## **SECTION 1001 – CONSTRUCTION BEST MANAGEMENT PRACTICES (BMPs)**

**1001-1 GENERAL.** To the "WHITEBOOK", ADD the following:

- 7. Based on a preliminary assessment by the City, this Contract is subject to **WPCP**.

**SUPPLEMENTARY SPECIAL PROVISIONS**  
**APPENDICES**

**APPENDIX A**  
**NOTICE OF EXEMPTION**

## NOTICE OF EXEMPTION

(Check one or both)

TO:  Recorder/County Clerk  
P.O. Box 1750, MS A-33  
1600 Pacific Hwy, Room 260  
San Diego, CA 92101-2400

FROM: City of San Diego  
Public Works Department  
525 B Street, Suite 750, MS 908A  
San Diego, CA 92101

Office of Planning and Research  
1400 Tenth Street, Room 121  
Sacramento, CA 95814

**Project Name:** Water Group 970 CI

**WBS No.:** B-18075.02.06

**Project Location-Specific:** 17 different locations sited Citywide within the right-of-way:

1. Intersection of India Street and G Street (Downtown – Council District 3)
2. 3<sup>rd</sup> Avenue from Robinson Avenue to Brooks Avenue (Uptown – Council District 3)
3. Intersection of Front Street and Washington Place (Uptown – Council District 3)
4. 500 feet south of the intersection of John Jay Hopkins Drive and North Torrey Pines Road on North Torrey Pines Road (University – Council District 1)
5. Palmetto Way from Hunter Street to Plumosa Way (Uptown – Council District 3)
6. Twain Avenue from Loukelton Way to Hodson Street; Fenimore Way from the intersection with Twain Avenue and north to the end of cul-de-sac; and Estrella Avenue from Twain Avenue to Loukelton Way (Navajo – Council District 7)
7. Polk Avenue from 40<sup>th</sup> Street to the Alley west of 40<sup>th</sup> Street (Mid-City: City Heights – Council District 3)
8. Grand View Street from Jellett Street to Huxley Street; and Huxley Street from Grand View Street to Deerpark Street (Clairemont Mesa – Council District 2)
9. Deerpark Street from Huxley Street to Jellett Street (Clairemont Mesa – Council District 2)
10. Intersection of Casement Street and Encino Avenue (Serra Mesa – Council District 7)
11. Intersection of Clairemont Mesa Boulevard and Frink Street (Clairemont Mesa – Council District 6)
12. Lanston Street from the intersection with Comstock Street extending 970 feet west; and Comstock Street from Manning Street to Jewett Street (Linda Vista – Council District 7)
13. Baker Street from Borreson Street to Lloyd Street; Lloyd Street from Baker Street to approximately 300 feet south-east of the intersection with Lloyd Place; and Lloyd Place from the intersection with Lloyd Street to the end of the cul-de-sac (Clairemont Mesa – Council District 2)
14. Intersection from Chippewa Court and extending south on Forney Avenue (Clairemont Mesa – Council District 2)
15. Ruffin Road northwest of the intersection with Sky Park (Clairemont Mesa – Council District 2)
16. Intersection of Loring Street and Solidad Road (Pacific Beach – Council District 2)
17. Intersection of 33<sup>rd</sup> Street and J Street (Southeastern – Council District 8)

The project is located within the Pacific Beach, Downtown, Uptown, University, Mid-City: City Heights, Navajo, Serra Mesa, Clairemont Mesa, Linda Vista, Kearny Mesa, and Southeastern San Diego Community Planning Areas within Council Districts 1, 2, 3, 6, 7, 8, and 9.

**Project Location-City/County:** San Diego/San Diego

**Description of nature and purpose of the Project:** Replace 1.48 miles (total) of existing small-diameter (12-inch and smaller) cast iron (CI) water mains within the same alignment and at the same or shallower depth at 17 different locations throughout the City; and install new fire hydrants and new curb ramps, as necessary. The existing CI water mains will be replaced with new polyvinyl chloride (PVC) water mains.

**Name of Public Agency Approving Project:** City of San Diego

**Name of Person or Agency Carrying Out Project:** City of San Diego Public Works  
Contact: Jerry Jakubauskas, Senior Planner  
Phone: (619)533-3755  
525 B Street, San Diego, CA 92101

Exempt Status: (CHECK ONE)

- Ministerial (Sec. 21080(b)(1); 15268);
- Declared Emergency (Sec. 21080(b)(3); 15269(a));
- Emergency Project (Sec. 21080(b)(4); 15269 (b)(c))
- Categorical Exemption: 15301 (Existing Facilities); 15302 (Replacement or Reconstruction); and 15303 (New Construction or Conversion of Small Structures)
- Statutory Exemption

Reasons why project is exempt: The City of San Diego conducted an environmental review which determined that the project meets the categorical exemption criteria set forth in CEQA State Guidelines, Sections 15301 (Existing Facilities) which allows for the repair, maintenance, or minor alterations of existing facilities of both investor and publicly owned utilities to provide electric power, natural gas, sewage or other public utility services (e.g., water main replacement) as well as the repair, maintenance, or minor alteration of highways and streets, sidewalks, gutters, and similar facilities, involving negligible or no expansion of use beyond that existing at the time of the lead agency's determination (e.g., curb ramps); 15302 (Replacement or Reconstruction) which allows for the replacement or reconstruction of existing facilities, where the new structure will be located on the same site as the structure replaced and will have substantially the same purpose and capacity as the structure replaced; and 15303 (New Construction or Conversion of Small Structures) which allows for construction and location of limited numbers or new, small facilities or structures such as water main, sewage, electrical, gas, and other utility extensions, including street improvements of reasonable length to serve such construction; and where the exceptions listed in Section 15300.2 would not apply. The project is not located within or adjacent to the City's Multiple Habitat Planning Area (MHPA) and is not expected to impact sensitive resources.


Lead Agency Contact Person: Jerry Jakubauskas

Telephone: (619) 533-3755

If filed by applicant:

1. Attach certified document of exemption finding.
2. Has a notice of exemption been filed by the public agency approving the project?  Yes  No

It is hereby certified that the City of San Diego has determined the above activity to be exempt from CEQA

  
\_\_\_\_\_  
Carrie Purcell, Assistant Deputy Director

January 30, 2019  
\_\_\_\_\_  
Date

Check One:

- Signed By Lead Agency
- Signed by Applicant

Date Received for Filing with County Clerk or OPR:



**APPENDIX B**  
**FIRE HYDRANT METER PROGRAM**

<b>CITY OF SAN DIEGO CALIFORNIA DEPARTMENT INSTRUCTIONS</b>	<b>NUMBER DI 55.27</b>	<b>DEPARTMENT Water Department</b>
<b>SUBJECT  FIRE HYDRANT METER PROGRAM (FORMERLY: CONSTRUCTION METER PROGRAM)</b>	<b>PAGE 1 OF 10</b>	<b>EFFECTIVE DATE  October 15, 2002</b>
	<b>SUPERSEDES DI 55.27</b>	<b>DATED April 21, 2000</b>

1. **PURPOSE**

1.1 To establish a Departmental policy and procedure for issuance, proper usage and charges for fire hydrant meters.

2. **AUTHORITY**

2.1 All authorities and references shall be current versions and revisions.

2.2 San Diego Municipal Code (NC) Chapter VI, Article 7, Sections 67.14 and 67.15

2.3 Code of Federal Regulations, Safe Drinking Water Act of 1986

2.4 California Code of Regulations, Titles 17 and 22

2.5 California State Penal Code, Section 498B.0

2.6 State of California Water Code, Section 110, 500-6, and 520-23

2.7 Water Department Director

**Reference**

2.8 State of California Guidance Manual for Cross Connection Programs

2.9 American Water Works Association Manual M-14, Recommended Practice for Backflow Prevention

2.10 American Water Works Association Standards for Water Meters

2.11 U.S.C. Foundation for Cross Connection Control and Hydraulic Research Manual

3. **DEFINITIONS**

3.1 **Fire Hydrant Meter:** A portable water meter which is connected to a fire hydrant for the purpose of temporary use. (These meters are sometimes referred to as Construction Meters.)

<b>CITY OF SAN DIEGO CALIFORNIA DEPARTMENT INSTRUCTIONS</b>	<b>NUMBER DI 55.27</b>	<b>DEPARTMENT Water Department</b>
<b>SUBJECT  FIRE HYDRANT METER PROGRAM (FORMERLY: CONSTRUCTION METER PROGRAM)</b>	<b>PAGE 2 OF 10</b>	<b>EFFECTIVE DATE  October 15, 2002</b>
	<b>SUPERSEDES DI 55.27</b>	<b>DATED April 21, 2000</b>

- 3.2 **Temporary Water Use:** Water provided to the customer for no longer than twelve (12) months.
- 3.3 **Backflow Preventor:** A Reduced Pressure Principal Assembly connected to the outlet side of a Fire Hydrant Meter.

4. **POLICY**

- 4.1 The Water Department shall collect a deposit from every customer requiring a fire hydrant meter and appurtenances prior to providing the meter and appurtenances (see Section 7.1 regarding the Fees and Deposit Schedule). The deposit is refundable upon the termination of use and return of equipment and appurtenances in good working condition.
- 4.2 Fire hydrant meters will have a 2 ½" swivel connection between the meter and fire hydrant. The meter shall not be connected to the 4" port on the hydrant. All Fire Hydrant Meters issued shall have a Reduced Pressure Principle Assembly (RP) as part of the installation. Spanner wrenches are the only tool allowed to turn on water at the fire hydrant.
- 4.3 The use of private hydrant meters on City hydrants is prohibited, with exceptions as noted below. All private fire hydrant meters are to be phased out of the City of San Diego. All customers who wish to continue to use their own fire hydrant meters must adhere to the following conditions:
  - a. Meters shall meet all City specifications and American Water Works Association (AWWA) standards.
  - b. Customers currently using private fire hydrant meters in the City of San Diego water system will be allowed to continue using the meter under the following conditions:
    - 1. The customer must submit a current certificate of accuracy and calibration results for private meters and private backflows annually to the City of San Diego, Water Department, Meter Shop.

<b>CITY OF SAN DIEGO CALIFORNIA DEPARTMENT INSTRUCTIONS</b>	<b>NUMBER DI 55.27</b>	<b>DEPARTMENT Water Department</b>
<b>SUBJECT  FIRE HYDRANT METER PROGRAM (FORMERLY: CONSTRUCTION METER PROGRAM)</b>	<b>PAGE 3 OF 10</b>	<b>EFFECTIVE DATE  October 15, 2002</b>
	<b>SUPERSEDES DI 55.27</b>	<b>DATED April 21, 2000</b>

2. The meter must be properly identifiable with a clearly labeled serial number on the body of the fire hydrant meter. The serial number shall be plainly stamped on the register lid and the main casing. Serial numbers shall be visible from the top of the meter casing and the numbers shall be stamped on the top of the inlet casing flange.
3. All meters shall be locked to the fire hydrant by the Water Department, Meter Section (see Section 4.7).
4. All meters shall be read by the Water Department, Meter Section (see Section 4.7).
5. All meters shall be relocated by the Water Department, Meter Section (see Section 4.7).
6. These meters shall be tested on the anniversary of the original test date and proof of testing will be submitted to the Water Department, Meter Shop, on a yearly basis. If not tested, the meter will not be allowed for use in the City of San Diego.
7. All private fire hydrant meters shall have backflow devices attached when installed.
8. The customer must maintain and repair their own private meters and private backflows.
9. The customer must provide current test and calibration results to the Water Department, Meter Shop after any repairs.
10. When private meters are damaged beyond repair, these private meters will be replaced by City owned fire hydrant meters.

<b>CITY OF SAN DIEGO CALIFORNIA DEPARTMENT INSTRUCTIONS</b>	<b>NUMBER DI 55.27</b>	<b>DEPARTMENT Water Department</b>
<b>SUBJECT  FIRE HYDRANT METER PROGRAM (FORMERLY: CONSTRUCTION METER PROGRAM)</b>	<b>PAGE 4 OF 10</b>	<b>EFFECTIVE DATE  October 15, 2002</b>
	<b>SUPERSEDES DI 55.27</b>	<b>DATED April 21, 2000</b>

11. When a private meter malfunctions, the customer will be notified and the meter will be removed by the City and returned to the customer for repairs. Testing and calibration results shall be given to the City prior to any re-installation.
  12. The register shall be hermetically sealed straight reading and shall be readable from the inlet side. Registration shall be in hundred cubic feet.
  13. The outlet shall have a 2 ½ “National Standards Tested (NST) fire hydrant male coupling.
  14. Private fire hydrant meters shall not be transferable from one contracting company to another (i.e. if a company goes out of business or is bought out by another company).
- 4.4 All fire hydrant meters and appurtenances shall be installed, relocated and removed by the City of San Diego, Water Department. All City owned fire hydrant meters and appurtenances shall be maintained by the City of San Diego, Water Department, Meter Services.
- 4.5 If any fire hydrant meter is used in violation of this Department Instruction, the violation will be reported to the Code Compliance Section for investigation and appropriate action. Any customer using a fire hydrant meter in violation of the requirements set forth above is subject to fines or penalties pursuant to the Municipal Code, Section 67.15 and Section 67.37.
- 4.6 **Conditions and Processes for Issuance of a Fire Hydrant Meter**
- Process for Issuance
- a. Fire hydrant meters shall only be used for the following purposes:
    1. Temporary irrigation purposes not to exceed one year.

<b>CITY OF SAN DIEGO CALIFORNIA DEPARTMENT INSTRUCTIONS</b>	<b>NUMBER DI 55.27</b>	<b>DEPARTMENT Water Department</b>
<b>SUBJECT  FIRE HYDRANT METER PROGRAM (FORMERLY: CONSTRUCTION METER PROGRAM)</b>	<b>PAGE 5 OF 10</b>	<b>EFFECTIVE DATE  October 15, 2002</b>
	<b>SUPERSEDES DI 55.27</b>	<b>DATED April 21, 2000</b>

2. Construction and maintenance related activities (see Tab 2).
  - b. No customer inside or outside the boundaries of the City of San Diego Water Department shall resell any portion of the water delivered through a fire hydrant by the City of San Diego Water Department.
  - c. The City of San Diego allows for the issuance of a temporary fire hydrant meter for a period not to exceed 12 months (365 days). An extension can only be granted in writing from the Water Department Director for up to 90 additional days. A written request for an extension by the consumer must be submitted at least 30 days prior to the 12 month period ending. No extension shall be granted to any customer with a delinquent account with the Water Department. No further extensions shall be granted.
  - d. Any customer requesting the issuance of a fire hydrant meter shall file an application with the Meter Section. The customer must complete a "Fire Hydrant Meter Application" (Tab 1) which includes the name of the company, the party responsible for payment, Social Security number and/or California ID, requested location of the meter (a detailed map signifying an exact location), local contact person, local phone number, a contractor's license (or a business license), description of specific water use, duration of use at the site and full name and address of the person responsible for payment.
  - e. At the time of the application the customer will pay their fees according to the schedule set forth in the Rate Book of Fees and Charges, located in the City Clerk's Office. All fees must be paid by check, money order or cashiers check, made payable to the City Treasurer. Cash will not be accepted.
  - f. No fire hydrant meters shall be furnished or relocated for any customer with a delinquent account with the Water Department.
  - g. After the fees have been paid and an account has been created, the

<b>CITY OF SAN DIEGO CALIFORNIA DEPARTMENT INSTRUCTIONS</b>	<b>NUMBER DI 55.27</b>	<b>DEPARTMENT Water Department</b>
<b>SUBJECT  FIRE HYDRANT METER PROGRAM (FORMERLY: CONSTRUCTION METER PROGRAM)</b>	<b>PAGE 6 OF 10</b>	<b>EFFECTIVE DATE  October 15, 2002</b>
	<b>SUPERSEDES DI 55.27</b>	<b>DATED April 21, 2000</b>

meter shall be installed within 48 hours (by the second business day). For an additional fee, at overtime rates, meters can be installed within 24 hours (within one business day).

#### 4.7 Relocation of Existing Fire Hydrant Meters

- a. The customer shall call the Fire Hydrant Meter Hotline (herein referred to as “Hotline”), a minimum of 24 hours in advance, to request the relocation of a meter. A fee will be charged to the existing account, which must be current before a work order is generated for the meter’s relocation.
- b. The customer will supply in writing the address where the meter is to be relocated (map page, cross street, etc). The customer must update the original Fire Hydrant Meter Application with any changes as it applies to the new location.
- c. Fire hydrant meters shall be read on a monthly basis. While fire hydrant meters and backflow devices are in service, commodity, base fee and damage charges, if applicable, will be billed to the customer on a monthly basis. If the account becomes delinquent, the meter will be removed.

#### 4.8 Disconnection of Fire Hydrant Meter

- a. After ten (10) months a “Notice of Discontinuation of Service” (Tab 3) will be issued to the site and the address of record to notify the customer of the date of discontinuance of service. An extension can only be granted in writing from the Water Department Director for up to 90 additional days (as stated in Section 4.6C) and a copy of the extension shall be forwarded to the Meter Shop Supervisor. If an extension has not been approved, the meter will be removed after twelve (12) months of use.
- b. Upon completion of the project the customer will notify the Meter Services office via the Hotline to request the removal of the fire hydrant meter and appurtenances. A work order will be generated

<b>CITY OF SAN DIEGO CALIFORNIA DEPARTMENT INSTRUCTIONS</b>	<b>NUMBER DI 55.27</b>	<b>DEPARTMENT Water Department</b>
<b>SUBJECT  FIRE HYDRANT METER PROGRAM (FORMERLY: CONSTRUCTION METER PROGRAM)</b>	<b>PAGE 7 OF 10</b>	<b>EFFECTIVE DATE  October 15, 2002</b>
	<b>SUPERSEDES DI 55.27</b>	<b>DATED April 21, 2000</b>

for removal of the meter.

- c. Meter Section staff will remove the meter and backflow prevention assembly and return it to the Meter Shop. Once returned to the Meter Shop the meter and backflow will be tested for accuracy and functionality.
- d. Meter Section Staff will contact and notify Customer Services of the final read and any charges resulting from damages to the meter and backflow or its appurtenance. These charges will be added on the customer's final bill and will be sent to the address of record. Any customer who has an outstanding balance will not receive additional meters.
- e. Outstanding balances due may be deducted from deposits and any balances refunded to the customer. Any outstanding balances will be turned over to the City Treasurer for collection. Outstanding balances may also be transferred to any other existing accounts.

5. **EXCEPTIONS**

- 5.1 Any request for exceptions to this policy shall be presented, in writing, to the Customer Support Deputy Director, or his/her designee for consideration.

6. **MOBILE METER**

- 6.1 Mobile meters will be allowed on a case by case basis. All mobile meters will be protected by an approved backflow assembly and the minimum requirement will be a Reduced Pressure Principal Assembly. The two types of Mobile Meters are vehicle mounted and floating meters. Each style of meters has separate guidelines that shall be followed for the customer to retain service and are described below:

- a) **Vehicle Mounted Meters:** Customer applies for and receives a City owned Fire Hydrant Meter from the Meter Shop. The customer mounts the meter on the vehicle and brings it to the Meter Shop for



<b>CITY OF SAN DIEGO CALIFORNIA DEPARTMENT INSTRUCTIONS</b>	<b>NUMBER DI 55.27</b>	<b>DEPARTMENT Water Department</b>
<b>SUBJECT  FIRE HYDRANT METER PROGRAM (FORMERLY: CONSTRUCTION METER PROGRAM)</b>	<b>PAGE 8 OF 10</b>	<b>EFFECTIVE DATE  October 15, 2002</b>
	<b>SUPERSEDES DI 55.27</b>	<b>DATED April 21, 2000</b>

inspection. After installation is approved by the Meter Shop the vehicle and meter shall be brought to the Meter Shop on a monthly basis for meter reading and on a quarterly basis for testing of the backflow assembly. Meters mounted at the owner's expense shall have the one year contract expiration waived and shall have meter or backflow changed if either fails.

b) **Floating Meters:** Floating Meters are meters that are not mounted to a vehicle. **(Note: All floating meters shall have an approved backflow assembly attached.)** The customer shall submit an application and a letter explaining the need for a floating meter to the Meter Shop. The Fire Hydrant Meter Administrator, after a thorough review of the needs of the customer, (i.e. number of jobsites per day, City contract work, lack of mounting area on work vehicle, etc.), may issue a floating meter. At the time of issue, it will be necessary for the customer to complete and sign the "Floating Fire Hydrant Meter Agreement" which states the following:

- 1) The meter will be brought to the Meter Shop at 2797 Caminito Chollas, San Diego on the third week of each month for the monthly read by Meter Shop personnel.
- 2) Every other month the meter will be read and the backflow will be tested. This date will be determined by the start date of the agreement.

If any of the conditions stated above are not met the Meter Shop has the right to cancel the contract for floating meter use and close the account associated with the meter. The Meter Shop will also exercise the right to refuse the issuance of another floating meter to the company in question.

Any Fire Hydrant Meter using reclaimed water shall not be allowed use again with any potable water supply. The customer shall incur the cost of replacing the meter and backflow device in this instance.

<b>CITY OF SAN DIEGO CALIFORNIA DEPARTMENT INSTRUCTIONS</b>	<b>NUMBER DI 55.27</b>	<b>DEPARTMENT Water Department</b>
<b>SUBJECT  FIRE HYDRANT METER PROGRAM (FORMERLY: CONSTRUCTION METER PROGRAM)</b>	<b>PAGE 9 OF 10</b>	<b>EFFECTIVE DATE  October 15, 2002</b>
	<b>SUPERSEDES DI 55.27</b>	<b>DATED April 21, 2000</b>

7. **FEE AND DEPOSIT SCHEDULES**

7.1 **Fees and Deposit Schedules:** The fees and deposits, as listed in the Rate Book of Fees and Charges, on file with the Office of the City Clerk, are based on actual reimbursement of costs of services performed, equipment and materials. These deposits and fees will be amended, as needed, based on actual costs. Deposits, will be refunded at the end of the use of the fire hydrant meter, upon return of equipment in good working condition and all outstanding balances on account are paid. Deposits can also be used to cover outstanding balances.

All fees for equipment, installation, testing, relocation and other costs related to this program are subject to change without prior notification. The Mayor and Council will be notified of any future changes.

8. **UNAUTHORIZED USE OF WATER FROM A HYDRANT**

8.1 Use of water from any fire hydrant without a properly issued and installed fire hydrant meter is theft of City property. Customers who use water for unauthorized purposes or without a City of San Diego issued meter will be prosecuted.

8.2 If any unauthorized connection, disconnection or relocation of a fire hydrant meter, or other connection device is made by anyone other than authorized Water Department personnel, the person making the connection will be prosecuted for a violation of San Diego Municipal Code, Section 67.15. In the case of a second offense, the customer's fire hydrant meter shall be confiscated and/or the deposit will be forfeited.

8.3 Unauthorized water use shall be billed to the responsible party. Water use charges shall be based on meter readings, or estimates when meter readings are not available.

8.4 In case of unauthorized water use, the customer shall be billed for all applicable charges as if proper authorization for the water use had been obtained, including but not limited to bi-monthly service charges, installation charges and removal charges.

<b>CITY OF SAN DIEGO CALIFORNIA DEPARTMENT INSTRUCTIONS</b>	<b>NUMBER DI 55.27</b>	<b>DEPARTMENT Water Department</b>
<b>SUBJECT  FIRE HYDRANT METER PROGRAM (FORMERLY: CONSTRUCTION METER PROGRAM)</b>	<b>PAGE 10 OF 10</b>	<b>EFFECTIVE DATE  October 15, 2002</b>
	<b>SUPERSEDES DI 55.27</b>	<b>DATED April 21, 2000</b>

- 8.5 If damage occurs to Water Department property (i.e. fire hydrant meter, backflow, various appurtenances), the cost of repairs or replacements will be charged to the customer of record (applicant).

**Water Department Director**

- Tabs: 1. Fire Hydrant Meter Application  
2. Construction & Maintenance Related Activities With No Return To Sewer  
3. Notice of Discontinuation of Service

#### APPENDIX

**Administering Division:** Customer Support Division

**Subject Index:** Construction Meters  
Fire Hydrant  
Fire Hydrant Meter Program  
Meters, Floating or Vehicle Mounted  
Mobile Meter  
Program, Fire Hydrant Meter

**Distribution:** DI Manual Holders



# Application for Fire Hydrant Meter (EXHIBIT A)

(For Office Use Only)

NS REQ	FAC#
DATE	BY

METER SHOP (619) 527-7449

## Meter Information

Application Date	Requested Install Date:
------------------	-------------------------

Fire Hydrant Location: (Attach Detailed Map//Thomas Bros. Map Location or Construction drawing.) <u>Zip:</u>	T.B.	G.B. (CITY USE)
Specific Use of Water:		
Any Return to Sewer or Storm Drain, if so, explain:		
Estimated Duration of Meter Use: <input type="text"/>	<input type="checkbox"/>	Check Box if Reclaimed Water

## Company Information

Company Name:			
Mailing Address:			
City:	State:	Zip:	Phone: ( )
*Business license#		*Contractor license#	
A Copy of the Contractor's license OR Business License is required at the time of meter issuance.			
Name and Title of Billing Agent: <small>(PERSON IN ACCOUNTS PAYABLE)</small>			Phone: ( )
Site Contact Name and Title:			Phone: ( )
Responsible Party Name:			Title:
Cal ID#			Phone: ( )
Signature:		Date:	
<small>Guarantees Payment of all Charges Resulting from the use of this Meter. Insures that employees of this Organization understand the proper use of Fire Hydrant Meter</small>			

<b>Fire Hydrant Meter Removal Request</b>	Requested Removal Date:
Provide Current Meter Location if Different from Above:	
Signature:	Title: Date:
Phone: ( )	Pager: ( )

<input type="checkbox"/> City Meter	<input type="checkbox"/> Private Meter
Contract Acct #:	Deposit Amount: <b>\$ 936.00</b> Fees Amount: <b>\$ 62.00</b>
Meter Serial #	Meter Size: <b>05</b> Meter Make and Style: <b>6-7</b>
Backflow #	Backflow Size: Backflow Make and Style:
Name:	Signature: Date:

**WATER USES WITHOUT ANTICIPATED CHARGES FOR RETURN TO SEWER**

Auto Detailing  
Backfilling  
Combination Cleaners (Vactors)  
Compaction  
Concrete Cutters  
Construction Trailers  
Cross Connection Testing  
Dust Control  
Flushing Water Mains  
Hydro Blasting  
Hydro Seeing  
Irrigation (for establishing irrigation only; not continuing irrigation)  
Mixing Concrete  
Mobile Car Washing  
Special Events  
Street Sweeping  
Water Tanks  
Water Trucks  
Window Washing

**Note:**

1. If there is any return to sewer or storm drain, then sewer and/or storm drain fees will be charges.

Date

Name of Responsible Party  
Company Name and Address  
Account Number: \_\_\_\_\_

Subject:           Discontinuation of Fire Hydrant Meter Service

Dear Water Department Customer:

The authorization for use of Fire Hydrant Meter # \_\_\_\_\_, located at (*Meter Location Address*) ends in 60 days and will be removed on or after (*Date Authorization Expires*). Extension requests for an additional 90 days must be submitted in writing for consideration 30 days prior to the discontinuation date. If you require an extension, please contact the Water Department, or mail your request for an extension to:

City of San Diego  
Water Department  
Attention: Meter Services  
2797 Caminito Chollas  
San Diego, CA 92105-5097

Should you have any questions regarding this matter, please call the Fire Hydrant Hotline at (619) \_\_\_\_\_ - \_\_\_\_\_.

Sincerely,

Water Department

**APPENDIX C**

**MATERIALS TYPICALLY ACCEPTED BY CERTIFICATE OF COMPLIANCE**

## MATERIALS TYPICALLY ACCEPTED BY CERTIFICATE OF COMPLIANCE

1. Soil amendment
2. Fiber mulch
3. PVC or PE pipe up to 16 inch diameter
4. Stabilizing emulsion
5. Lime
6. Preformed elastomeric joint seal
7. Plain and fabric reinforced elastomeric bearing pads
8. Steel reinforced elastomeric bearing pads
9. Waterstops (Special Condition)
10. Epoxy coated bar reinforcement
11. Plain and reinforcing steel
12. Structural steel
13. Structural timber and lumber
14. Treated timber and lumber
15. Lumber and timber
16. Aluminum pipe and aluminum pipe arch
17. Corrugated steel pipe and corrugated steel pipe arch
18. Structural metal plate pipe arches and pipe arches
19. Perforated steel pipe
20. Aluminum underdrain pipe
21. Aluminum or steel entrance tapers, pipe downdrains, reducers, coupling bands and slip joints
22. Metal target plates
23. Paint (traffic striping)
24. Conductors
25. Painting of electrical equipment
26. Electrical components
27. Engineering fabric
28. Portland Cement
29. PCC admixtures
30. Minor concrete, asphalt
31. Asphalt (oil)
32. Liquid asphalt emulsion
33. Epoxy



**APPENDIX D**

**SAMPLE CITY INVOICE WITH CASH FLOW FORECAST**

City of San Diego, CM&FS Div., 9753 Chesapeake Drive, SD CA 92123

**Project Name:**

Work Order No or Job Order No.

City Purchase Order No.

Resident Engineer (RE):

RE Phone#: Fax#:

**Contractor's Name:**

Contractor's Address:

Contractor's Phone #:

Contractor's fax #:

Contact Name:

**Invoice No.**

**Invoice Date:**

Billing Period: ( To )

Item #	Item Description	Contract Authorization				Previous Totals To Date		This Estimate		Totals to Date	
		Unit	Price	Qty	Extension	%/QTY	Amount	% / QTY	Amount	% / QTY	Amount
1					\$ -		\$ -		\$ -	0.00%	\$ -
2					\$ -		\$ -		\$ -	0.00%	\$ -
3					\$ -		\$ -		\$ -	0.00%	\$ -
4					\$ -		\$ -		\$ -	0.00%	\$ -
5					\$ -		\$ -		\$ -	0.00%	\$ -
6					\$ -		\$ -		\$ -	0.00%	\$ -
7					\$ -		\$ -		\$ -	0.00%	\$ -
8					\$ -		\$ -		\$ -	0.00%	\$ -
5					\$ -		\$ -		\$ -	0.00%	\$ -
6					\$ -		\$ -		\$ -	0.00%	\$ -
7					\$ -		\$ -		\$ -	0.00%	\$ -
8					\$ -		\$ -		\$ -	0.00%	\$ -
9					\$ -		\$ -		\$ -	0.00%	\$ -
10					\$ -		\$ -		\$ -	0.00%	\$ -
11					\$ -		\$ -		\$ -	0.00%	\$ -
12					\$ -		\$ -		\$ -	0.00%	\$ -
13					\$ -		\$ -		\$ -	0.00%	\$ -
14					\$ -		\$ -		\$ -	0.00%	\$ -
15					\$ -		\$ -		\$ -	0.00%	\$ -
16					\$ -		\$ -		\$ -	0.00%	\$ -
17	<b>Field Orders</b>				\$ -		\$ -		\$ -	0.00%	\$ -
					\$ -		\$ -		\$ -	0.00%	\$ -
	<b>CHANGE ORDER No.</b>				\$ -		\$ -		\$ -	0.00%	\$ -
					\$ -		\$ -		\$ -	0.00%	\$ -
					\$ -		\$ -		\$ -	0.00%	\$ -
					\$ -		\$ -		\$ -	0.00%	\$ -
Total Authorized Amount (including approved Change Order)					\$ -		\$ -		\$ -	<b>Total Billed</b>	\$ -

**SUMMARY**

A. Original Contract Amount	\$	-
B. Approved Change Order #00 Thru #00	\$	-
C. Total Authorized Amount (A+B)	\$	-
D. Total Billed to Date	\$	-
E. Less Total Retention (5% of D)	\$	-
F. Less Total Previous Payments	\$	-
<b>G. Payment Due Less Retention</b>		<b>\$0.00</b>
H. Remaining Authorized Amount		\$0.00

I certify that the materials  
**have been received by me in  
the quality and quantity specified**

---

**Resident Engineer**

---

**Construction Engineer**

**Retention and/or Escrow Payment Schedule**

Total Retention Required as of this billing (Item E)	\$0.00
Previous Retention Withheld in PO or in Escrow	\$0.00
<b>Add'l Amt to Withhold in PO/Transfer in Escrow:</b>	<b>\$0.00</b>
<b>Amt to Release to Contractor from PO/Escrow:</b>	

Contractor Signature and Date: \_\_\_\_\_

NOTE: CONTRACTOR TO CALCULATE TO THE 2ND DECIMAL PLACE.

WBS #:	B18108
Date Submitted:	10/10/2018
NTP Date:	3/23/2018
Final Statement of WD Date:	5/23/2020
Contract #:	K-XX-XXXX-XXX-X
Contract Amount:	\$5,617,000

## Construction Cash Flow Forecast

"Sewer and Water Group Job 965 (W)"

Year	January	February	March	April	May	June	July	August	September	October	November	December
2018				15,000	25,000	52,000	52,000	100,000	10,000	100,000	100,000	100,000
2019	10,000	10,000	85,000	58,000	100,000	100,000	100,000	100,000	100,000	100,000	1,000,000	1,000,000
2020	100,000	100,000	100,000	1,000,000	1,000,000							
2021												
2022												
2023												
2024												
2025												

SAMPLE REFERENCE

**APPENDIX E**  
**LOCATION MAPS**

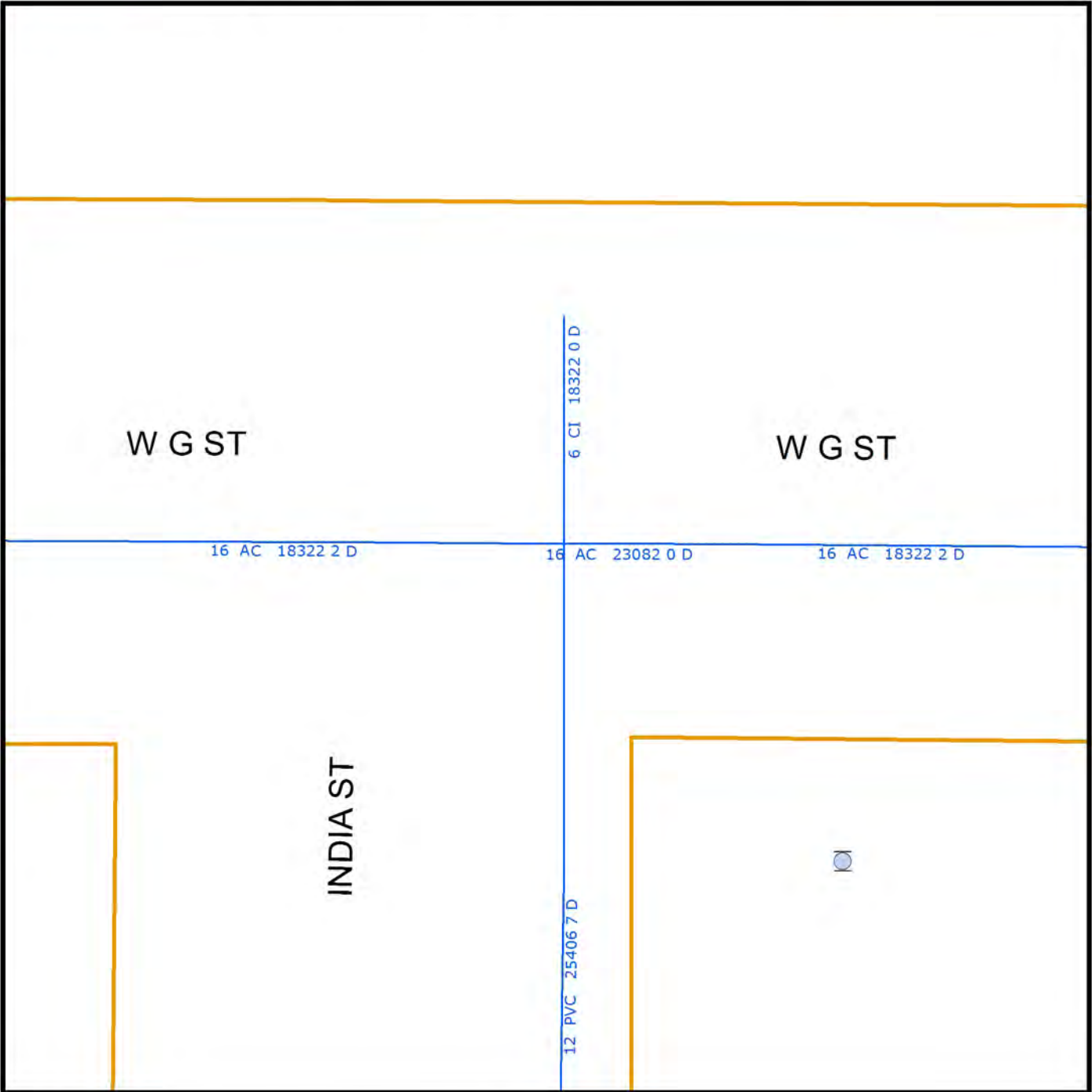
**WATER GROUP 970 CI**

SENIOR ENGINEER  
JANICE JARO  
(619) 533-3851

PROJECT MANAGER  
JOSHUA ADELMAN  
(619) 533-4656

PROJECT ENGINEER  
JING DEBELISO  
(619) 533-5285

FOR QUESTIONS ABOUT THIS PROJECT  
Call: (619) 533-4207  
Email: [engineering@sandiego.gov](mailto:engineering@sandiego.gov)



**Legend**

Water Group 970 CI

Water Group 970CI  
Appendix E - Location Maps

**SITE 1 OF 13**



THIS MAP/DATA IS PROVIDED WITHOUT WARRANTY OF ANY KIND, EITHER EXPRESS OR IMPLIED, INCLUDING, BUT NOT LIMITED TO, THE IMPLIED WARRANTIES OR MERCHANTABILITY AND FITNESS FOR A PARTICULAR PURPOSE. Note: This product may contain information from the SANDAG Regional Information System which cannot be reproduced without the written permission of SANDAG. This product may contain information reproduced with permission granted by RAND MCNALLY & COMPANY® to SanGIS. This map is copyrighted by RAND MCNALLY & COMPANY®. It is unlawful to copy or reproduce all or any part thereof, whether for personal use or resale, without the prior, written permission of RAND MCNALLY & COMPANY.

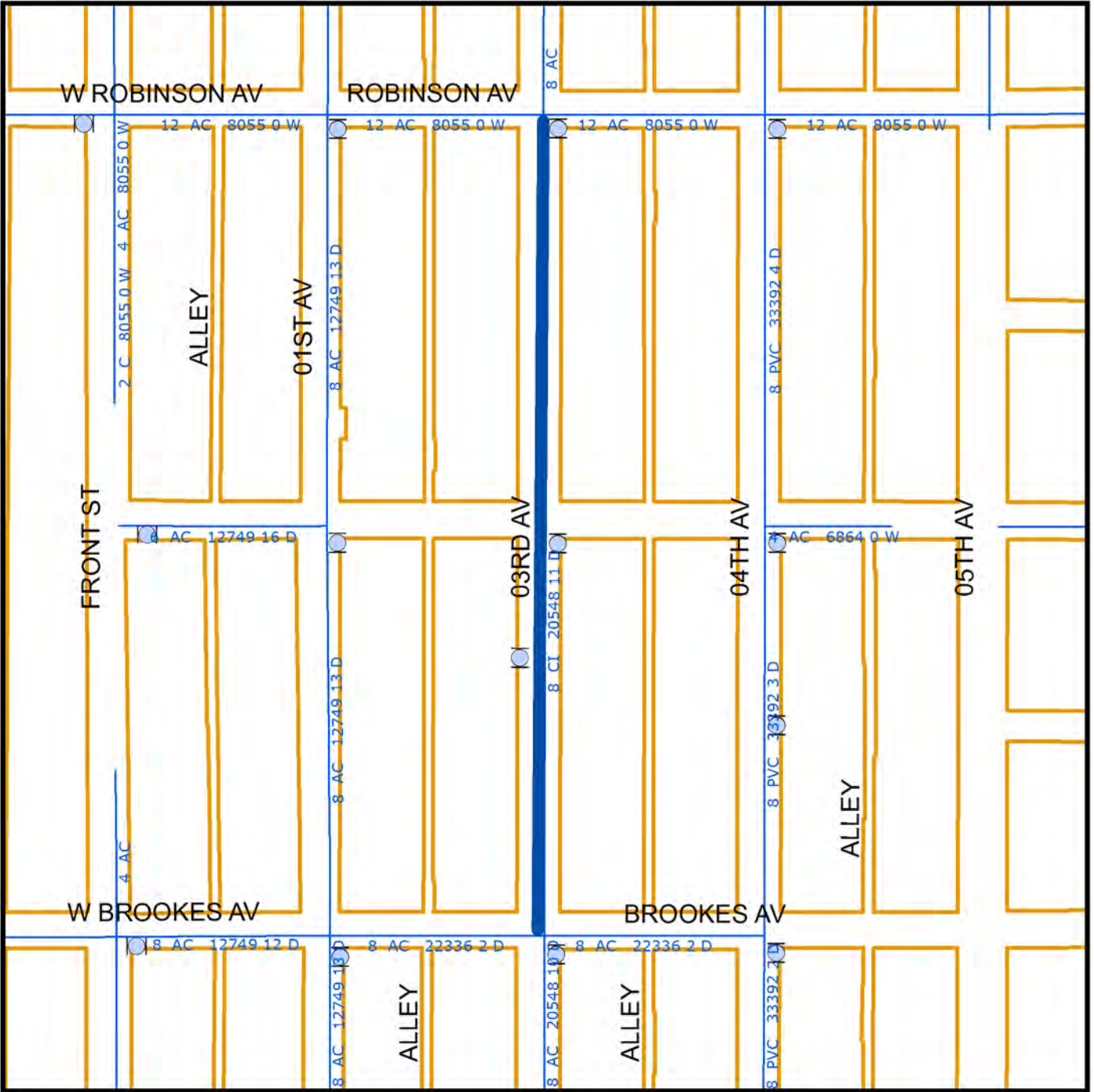
**WATER GROUP 970 CI**

SENIOR ENGINEER  
JANICE JARO  
(619) 533-3851

PROJECT MANAGER  
JOSHUA ADELMAN  
(619) 533-4656

PROJECT ENGINEER  
JING DEBELISO  
(619) 533-5285

FOR QUESTIONS ABOUT THIS PROJECT  
Call: (619) 533-4207  
Email: [engineering@sandiego.gov](mailto:engineering@sandiego.gov)



**Legend**

**SITE 2 OF 13**

Water Group 970 CI

Water Group 970CI



Appendix E - Location maps

THIS MAP/DATA IS PROVIDED WITHOUT WARRANTY OF ANY KIND, EITHER EXPRESS OR IMPLIED, INCLUDING, BUT NOT LIMITED TO, THE IMPLIED WARRANTIES OR MERCHANTABILITY AND FITNESS FOR A PARTICULAR PURPOSE. Note: This product may contain information reproduced with permission granted by RAND McNALLY & COMPANY® to SanGIS. This map is copyrighted by RAND McNALLY & COMPANY®. It is unlawful to copy or reproduce all or any part thereof, whether for personal use or resale, without the prior, written permission of RAND McNALLY & COMPANY.

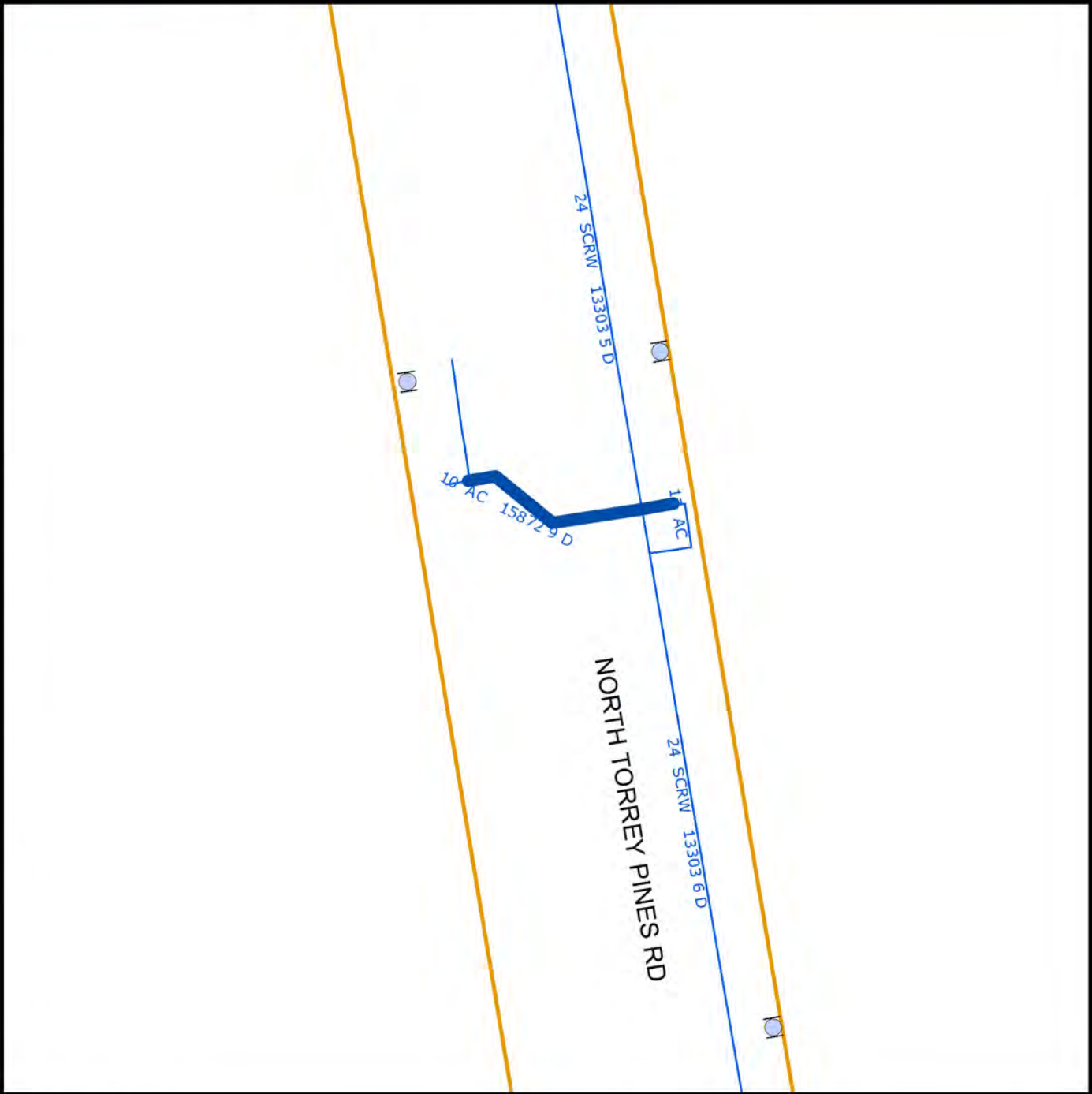
**WATER GROUP 970 CI**

SENIOR ENGINEER  
JANICE JARO  
(619) 533-3851

PROJECT MANAGER  
JOSHUA ADELMAN  
(619) 533-4656

PROJECT ENGINEER  
JING DEBELISO  
(619) 533-5285

FOR QUESTIONS ABOUT THIS PROJECT  
Call: (619) 533-4207  
Email: [engineering@sandiego.gov](mailto:engineering@sandiego.gov)



**Legend**

Water Group 970 CI

Water Group 970CI  
Appendix E - Location Maps

**SITE 3 OF 13**



THIS MAP/DATA IS PROVIDED WITHOUT WARRANTY OF ANY KIND, EITHER EXPRESS OR IMPLIED, INCLUDING, BUT NOT LIMITED TO, THE IMPLIED WARRANTIES OR MERCHANTABILITY AND FITNESS FOR A PARTICULAR PURPOSE. Note: This product may contain information reproduced with permission granted by RAND MCNALLY & COMPANY® to SanGIS. This map is copyrighted by RAND MCNALLY & COMPANY®. It is unlawful to copy or reproduce all or any part thereof, whether for personal use or resale, without the prior, written permission of RAND MCNALLY & COMPANY.

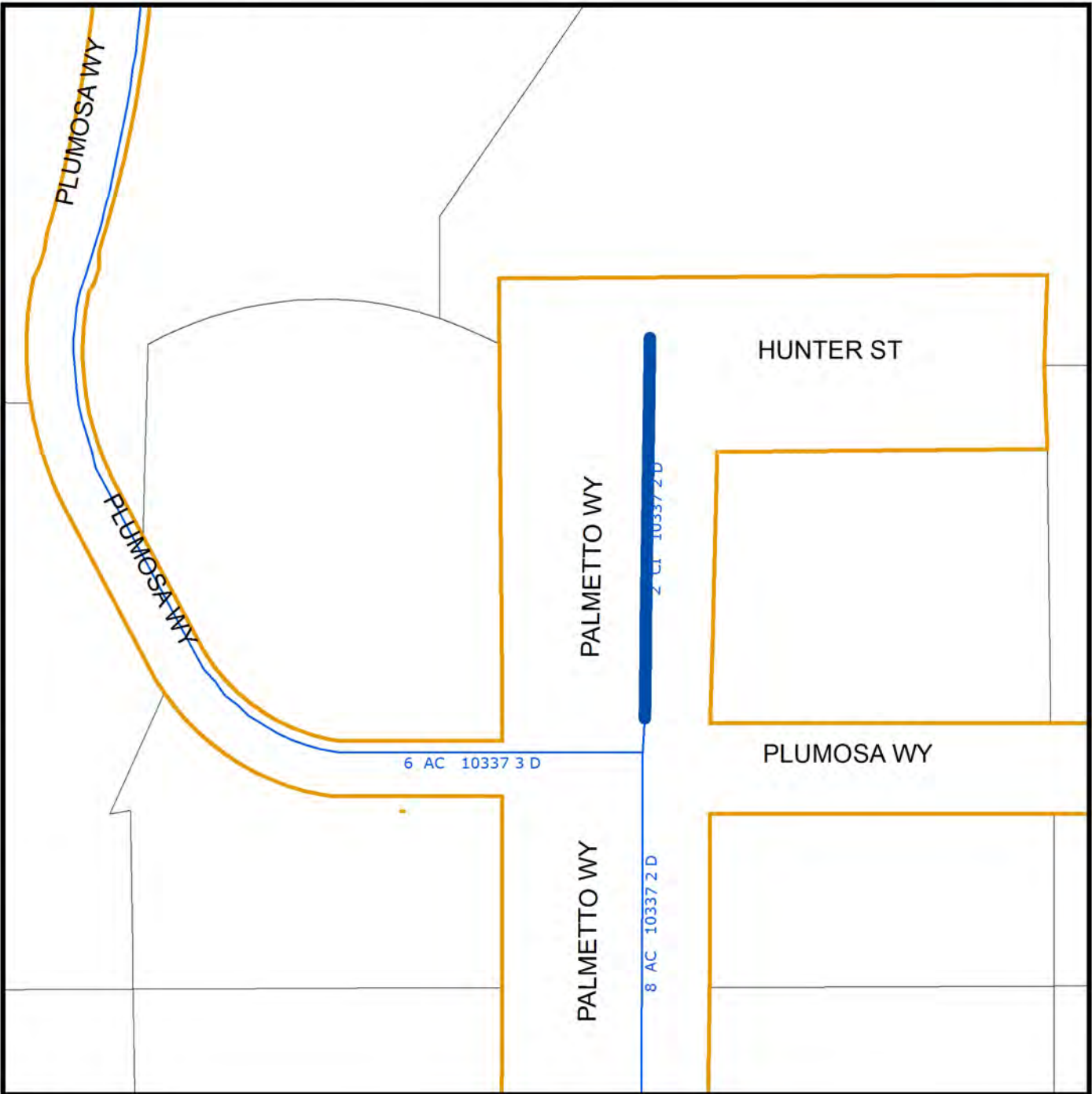
**WATER GROUP 970 CI**

SENIOR ENGINEER  
JANICE JARO  
(619) 533-3851


PROJECT MANAGER  
JOSHUA ADELMAN  
(619) 533-4656

PROJECT ENGINEER  
JING DEBELISO  
(619) 533-5285

FOR QUESTIONS ABOUT THIS PROJECT  
Call: (619) 533-4207  
Email: [engineering@sandiego.gov](mailto:engineering@sandiego.gov)



**Legend**

 Water Group 970 CI

Water Group 970CI  
Appendix E - Location Maps

**SITE 4 OF 13**



THIS MAP/DATA IS PROVIDED WITHOUT WARRANTY OF ANY KIND, EITHER EXPRESS OR IMPLIED, INCLUDING, BUT NOT LIMITED TO, THE IMPLIED WARRANTIES OR MERCHANTABILITY AND FITNESS FOR A PARTICULAR PURPOSE. Note: This product may contain information reproduced with permission granted by RAND McNALLY & COMPANY® to SanGIS. This map is copyrighted by RAND McNALLY & COMPANY®. It is unlawful to copy or reproduce all or any part thereof, whether for personal use or resale, without the prior, written permission of RAND McNALLY & COMPANY.



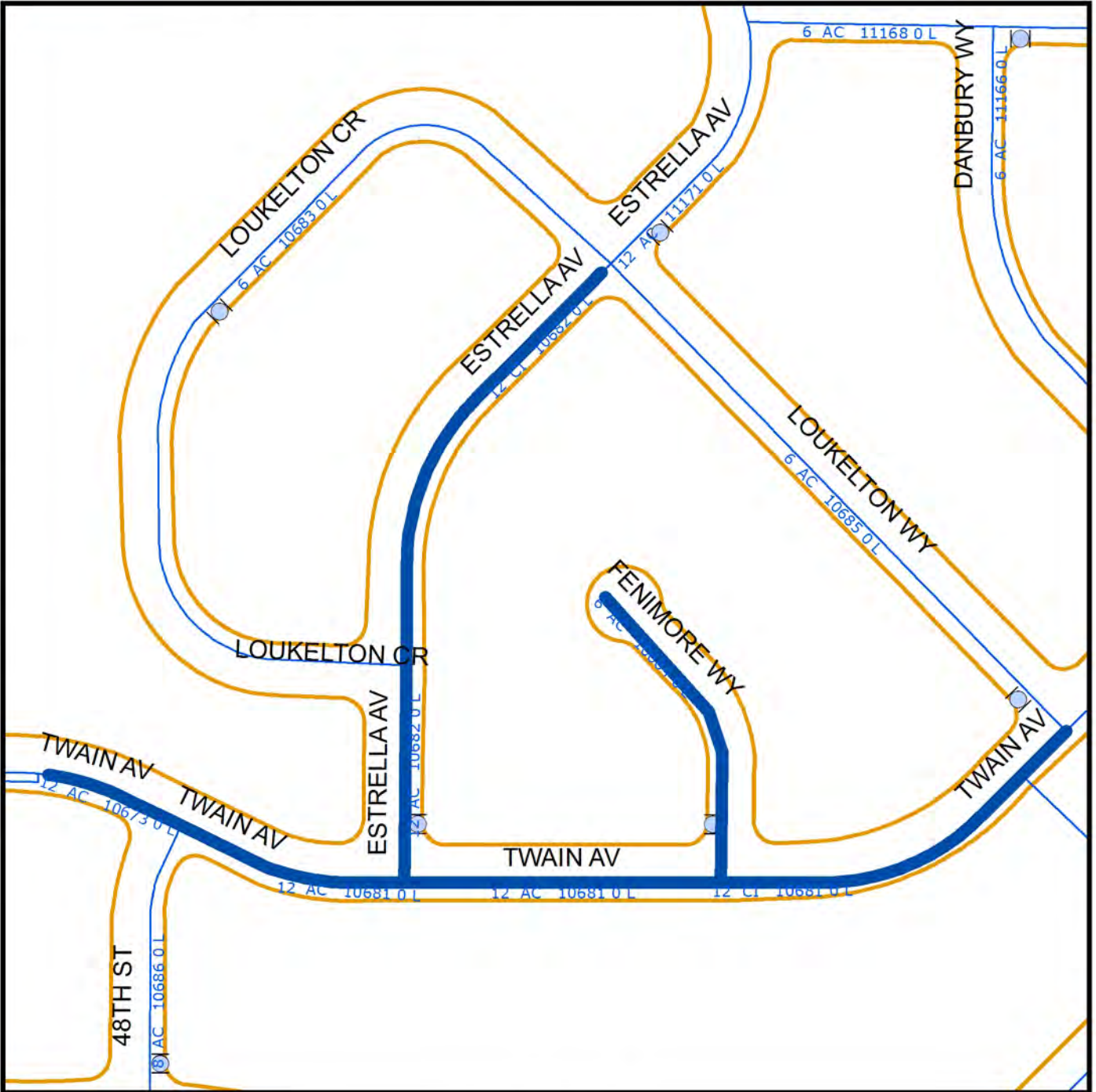
The City of **SAN DIEGO** Public Utilities

SENIOR ENGINEER  
JANICE JARO  
(619) 533-3851

PROJECT MANAGER  
JOSHUA ADELMAN  
(619) 533-4656

PROJECT ENGINEER  
JING DEBELISO  
(619) 533-5285


FOR QUESTIONS ABOUT THIS PROJECT  
Call: (619) 533-4207  
Email: [engineering@sandiego.gov](mailto:engineering@sandiego.gov)



**Legend**

- █ Water Group 970 CI
  - █ Water Group 970C1
- Appendix E - Location Maps

**SITE 5 OF 13**



THIS MAP/DATA IS PROVIDED WITHOUT WARRANTY OF ANY KIND, EITHER EXPRESS OR IMPLIED, INCLUDING, BUT NOT LIMITED TO, THE IMPLIED WARRANTIES OR MERCHANTABILITY AND FITNESS FOR A PARTICULAR PURPOSE. Note: This product may contain information reproduced with permission granted by RAND McNALLY & COMPANY® to SanGIS. This map is copyrighted by RAND McNALLY & COMPANY®. It is unlawful to copy or reproduce all or any part thereof, whether for personal use or resale, without the prior, written permission of RAND McNALLY & COMPANY.

The City of  
**SAN DIEGO** Public Utilities

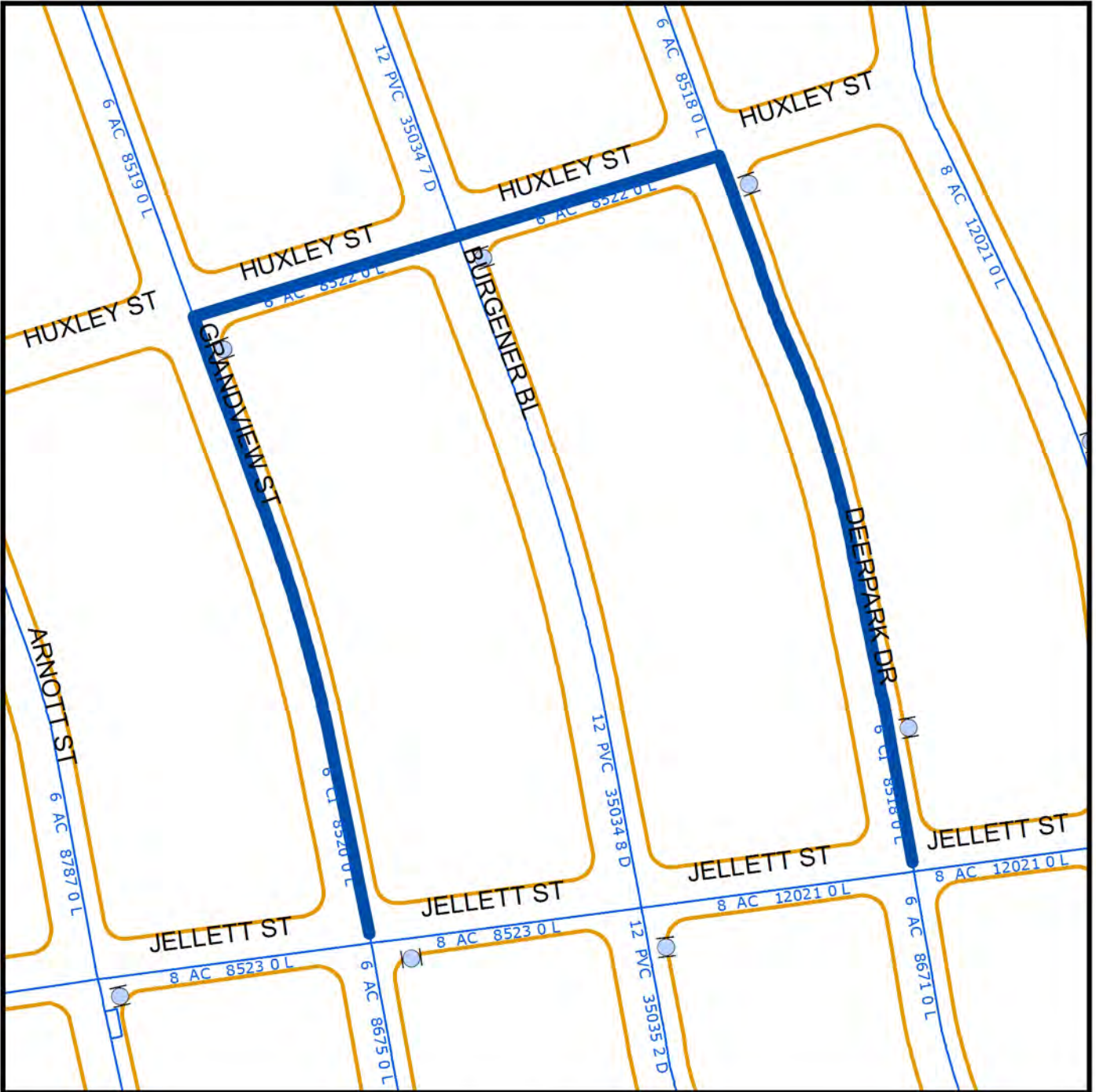
**WATER GROUP 970 CI**

SENIOR ENGINEER  
 JANICE JARO  
 (619) 533-3851


PROJECT MANAGER  
 JOSHUA ADELMAN  
 (619) 533-4656

PROJECT ENGINEER  
 JING DEBELISO  
 (619) 533-5285

FOR QUESTIONS ABOUT THIS PROJECT  
 Call: (619) 533-4207  
 Email: [engineering@sandiego.gov](mailto:engineering@sandiego.gov)




**Legend**

 Water Group 970 CI

Water Group 970CI  
 Appendix E - Location Maps

**SITE 6 & 7 OF 13**



89 | Page

THIS MAP/DATA IS PROVIDED WITHOUT WARRANTY OF ANY KIND, EITHER EXPRESS OR IMPLIED, INCLUDING, BUT NOT LIMITED TO, THE IMPLIED WARRANTIES OR MERCHANTABILITY AND FITNESS FOR A PARTICULAR PURPOSE. Note: This product may contain information reproduced with permission granted by RAND MCNALLY & COMPANY® to SanGIS. This map is copyrighted by RAND MCNALLY & COMPANY®. It is unlawful to copy or reproduce all or any part thereof, whether for personal use or resale, without the prior, written permission of RAND MCNALLY & COMPANY.

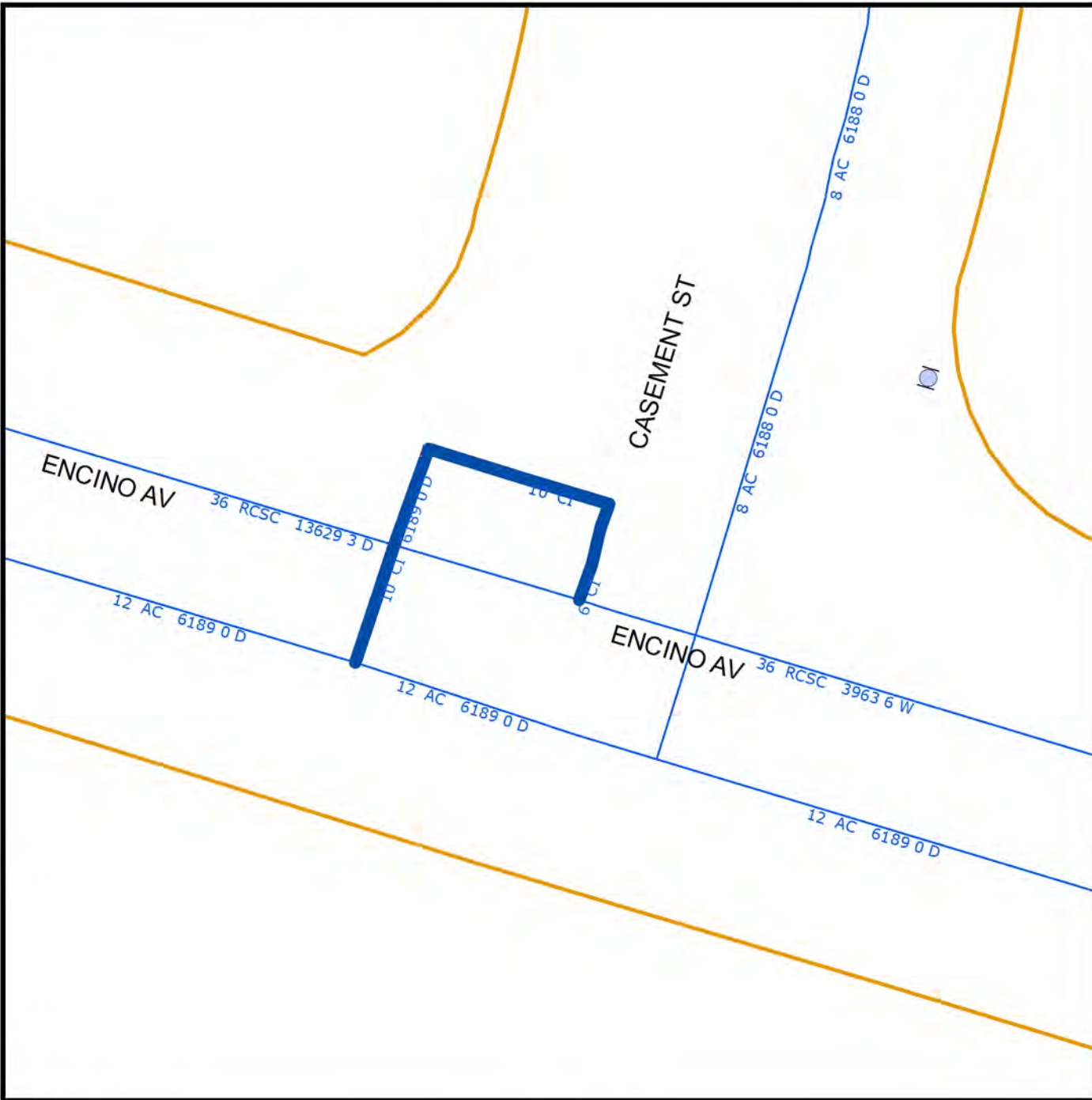
**WATER GROUP 970 CI**

SENIOR ENGINEER  
JANICE JARO  
(619) 533-3851


PROJECT MANAGER  
JOSHUA ADELMAN  
(619) 533-4656

PROJECT ENGINEER  
JING DEBELISO  
(619) 533-5285

FOR QUESTIONS ABOUT THIS PROJECT  
Call: (619) 533-4207  
Email: [engineering@sandiego.gov](mailto:engineering@sandiego.gov)



**Legend**

 Water Group 970 CI

Water Group 970CI  
Appendix E - Location Maps

**SITE 8 OF 13**



THIS MAP/DATA IS PROVIDED WITHOUT WARRANTY OF ANY KIND, EITHER EXPRESS OR IMPLIED, INCLUDING, BUT NOT LIMITED TO, THE IMPLIED WARRANTIES OR MERCHANTABILITY AND FITNESS FOR A PARTICULAR PURPOSE. Note: This product may contain information reproduced with permission granted by RAND MCNALLY & COMPANY® to SanGIS. This map is copyrighted by RAND MCNALLY & COMPANY®. It is unlawful to copy or reproduce all or any part thereof, whether for personal use or resale, without the prior, written permission of RAND MCNALLY & COMPANY.

The City of **SAN DIEGO** Public Utilities

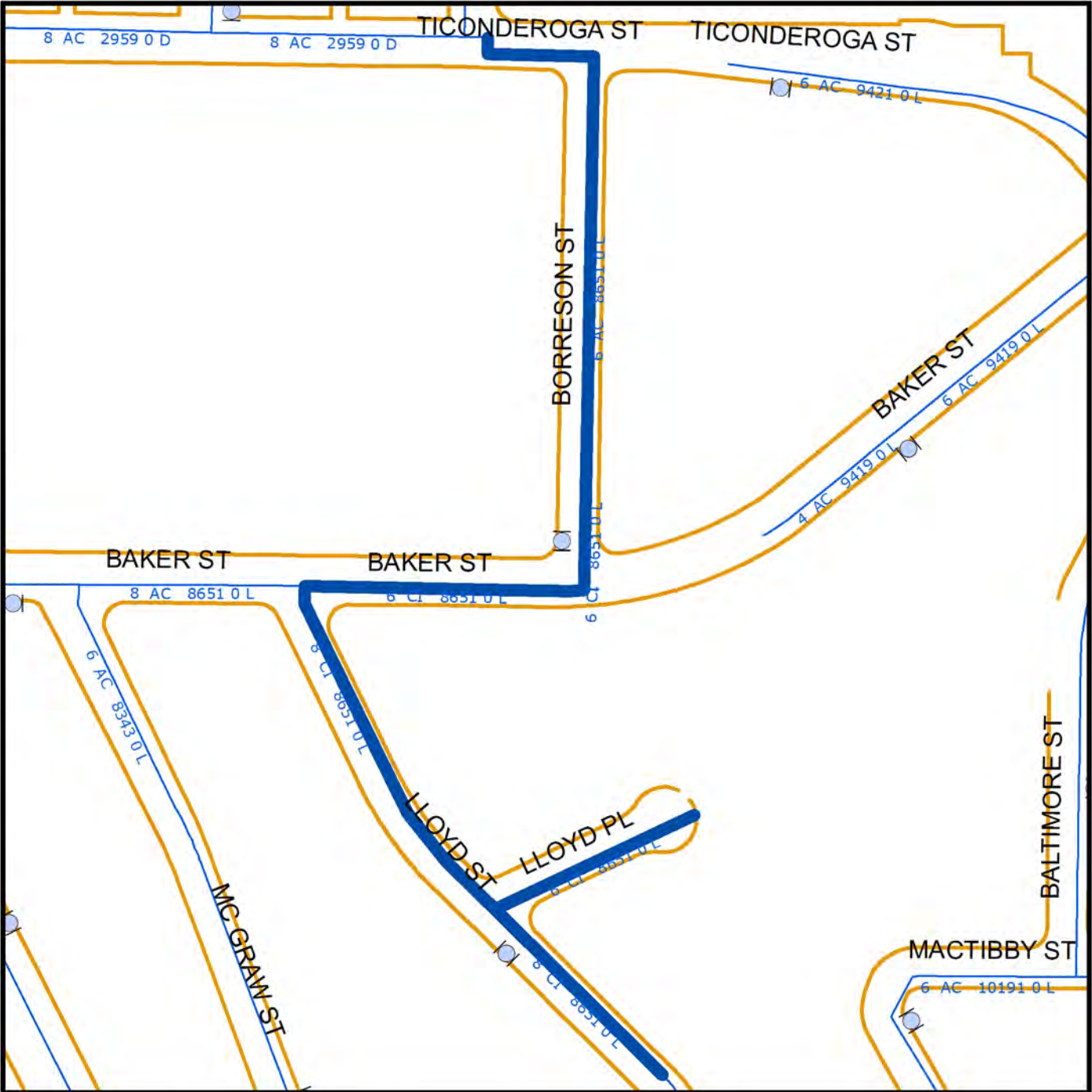
**WATER GROUP 970 CI**

SENIOR ENGINEER  
JANICE JARO  
(619) 533-3851

PROJECT MANAGER  
JOSHUA ADELMAN  
(619) 533-4656

PROJECT ENGINEER  
JING DEBELISO  
(619) 533-5285

FOR QUESTIONS ABOUT THIS PROJECT  
Call: (619) 533-4207  
Email: [engineering@sandiego.gov](mailto:engineering@sandiego.gov)



**Legend**

Water Group 970 CI

Water Group 970CI

Appendix E - Location Maps

**SITE 9 OF 13**



91 | Page

THIS MAP/DATA IS PROVIDED WITHOUT WARRANTY OF ANY KIND, EITHER EXPRESS OR IMPLIED, INCLUDING, BUT NOT LIMITED TO, THE IMPLIED WARRANTIES OR MERCHANTABILITY AND FITNESS FOR A PARTICULAR PURPOSE. Note: This product may contain information from the SANDAG Regional Information System which cannot be reproduced without the written permission of SANDAG. This product may contain information reproduced with permission granted by RAND McNALLY & COMPANY® to SanGIS. This map is copyrighted by RAND McNALLY & COMPANY®. It is unlawful to copy or reproduce all or any part thereof, whether for personal use or resale, without the prior, written permission of RAND McNALLY & COMPANY.

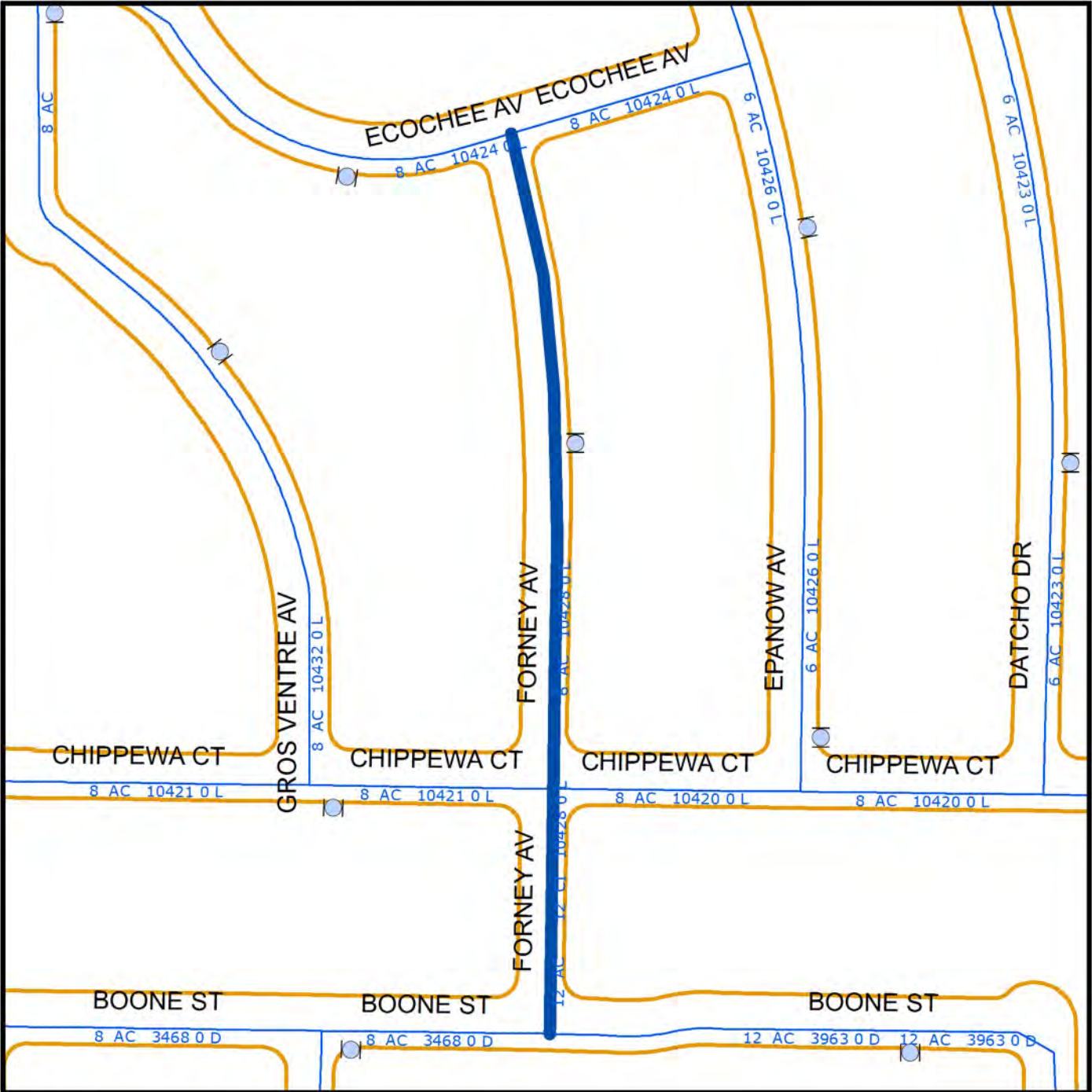
**WATER GROUP 970 CI**

SENIOR ENGINEER  
JANICE JARO  
(619) 533-3851

PROJECT MANAGER  
JOSHUA ADELMAN  
(619) 533-4656

PROJECT ENGINEER  
JING DEBELISO  
(619) 533-5285

FOR QUESTIONS ABOUT THIS PROJECT  
Call: (619) 533-4207  
Email: [engineering@sandiego.gov](mailto:engineering@sandiego.gov)




**Legend**

Water Group 970 CI

Water Group 970CI  
Appendix E - Location Maps

**SITE 10 OF 13**



THIS MAP/DATA IS PROVIDED WITHOUT WARRANTY OF ANY KIND, EITHER EXPRESS OR IMPLIED, INCLUDING, BUT NOT LIMITED TO, THE IMPLIED WARRANTIES OR MERCHANTABILITY AND FITNESS FOR A PARTICULAR PURPOSE. Note: This product may contain information reproduced with permission granted by RAND McNALLY & COMPANY® to SanGIS. This map is copyrighted by RAND McNALLY & COMPANY®. It is unlawful to copy or reproduce all or any part thereof, whether for personal use or resale, without the prior, written permission of RAND McNALLY & COMPANY.

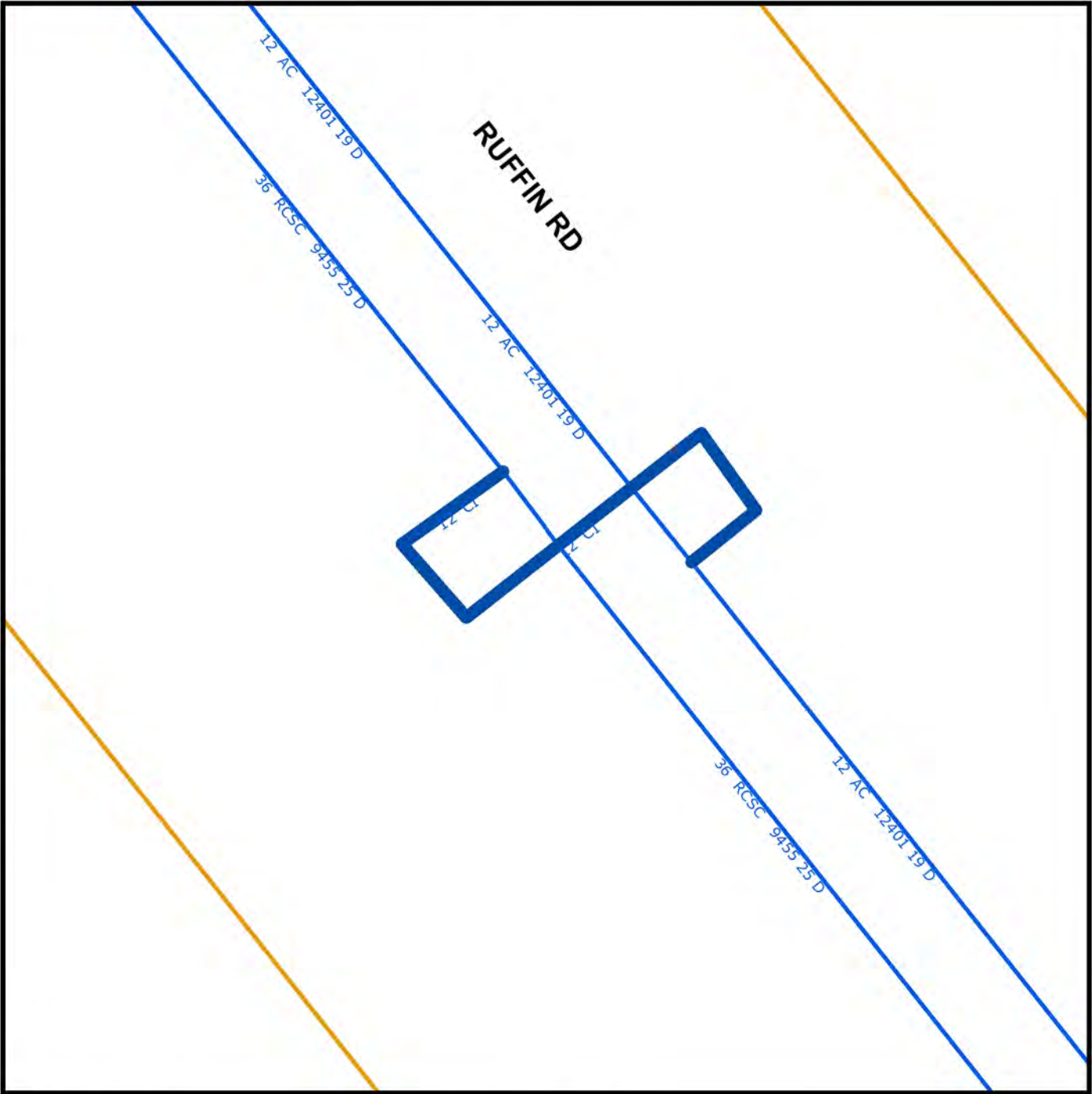
**WATER GROUP 970 CI**

SENIOR ENGINEER  
JANICE JARO  
(619) 533-3851

PROJECT MANAGER  
JOSHUA ADELMAN  
(619) 533-4656

PROJECT ENGINEER  
JING DEBELISO  
(619) 533-5285


FOR QUESTIONS ABOUT THIS PROJECT  
Call: (619) 533-4207  
Email: [engineering@sandiego.gov](mailto:engineering@sandiego.gov)



**Legend**

 Water Group 970 CI  
Water Group 970CI  
Appendix E - Location Maps

**SITE 11 OF 13**



THIS MAP/DATA IS PROVIDED WITHOUT WARRANTY OF ANY KIND, EITHER EXPRESS OR IMPLIED, INCLUDING, BUT NOT LIMITED TO, THE IMPLIED WARRANTIES OR MERCHANTABILITY AND FITNESS FOR A PARTICULAR PURPOSE. Note: This product may contain information reproduced with permission granted by RAND MCNALLY & COMPANY® to SanGIS. This map is copyrighted by RAND MCNALLY & COMPANY®. It is unlawful to copy or reproduce all or any part thereof, whether for personal use or resale, without the prior, written permission of RAND MCNALLY & COMPANY.

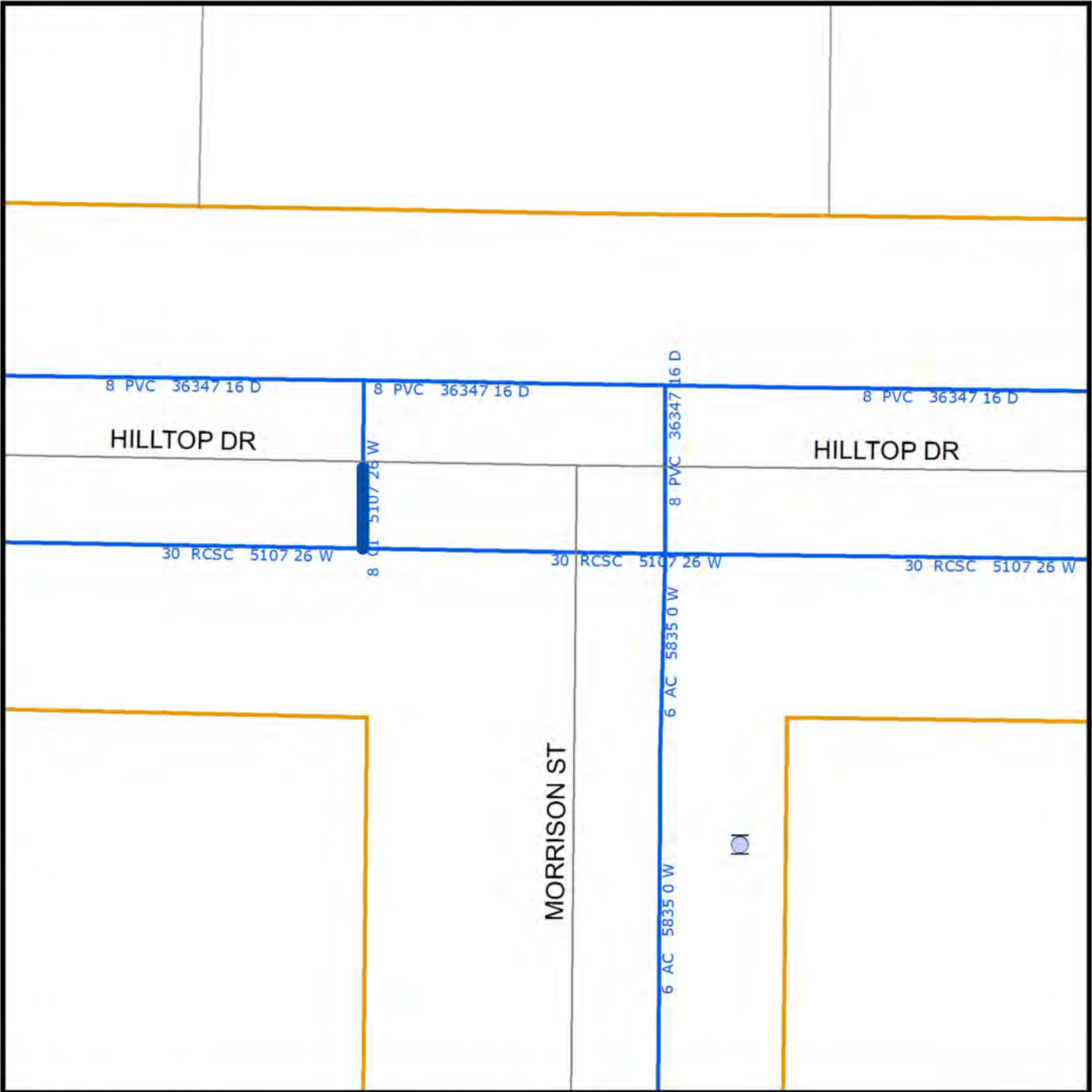
**WATER GROUP 970 CI**

SENIOR ENGINEER  
JANICE JARO  
(619) 533-3851

PROJECT MANAGER  
JOSHUA ADELMAN  
(619) 533-4656

PROJECT ENGINEER  
JING DEBELISO  
(619) 533-5285

FOR QUESTIONS ABOUT THIS PROJECT  
Call: (619) 533-4207  
Email: [engineering@sandiego.gov](mailto:engineering@sandiego.gov)



THIS MAP/DATA IS PROVIDED WITHOUT WARRANTY OF ANY KIND, EITHER EXPRESS OR IMPLIED, INCLUDING, BUT NOT LIMITED TO, THE IMPLIED WARRANTIES OR MERCHANTABILITY AND FITNESS FOR A PARTICULAR PURPOSE. Note: This product may contain information from the SANDAG Regional Information System which cannot be reproduced without the written permission of SANDAG. This product may contain information reproduced with permission granted by RAND McNALLY & COMPANY® to SanGIS. This map is copyrighted by RAND McNALLY & COMPANY®. It is unlawful to copy or reproduce all or any part thereof, whether for personal use or resale, without the prior, written permission of RAND McNALLY & COMPANY.

**Legend**

 Water Group 970 CI  
Water Group 970CI  
Appendix E - Location Maps

**SITE 12 OF 13**



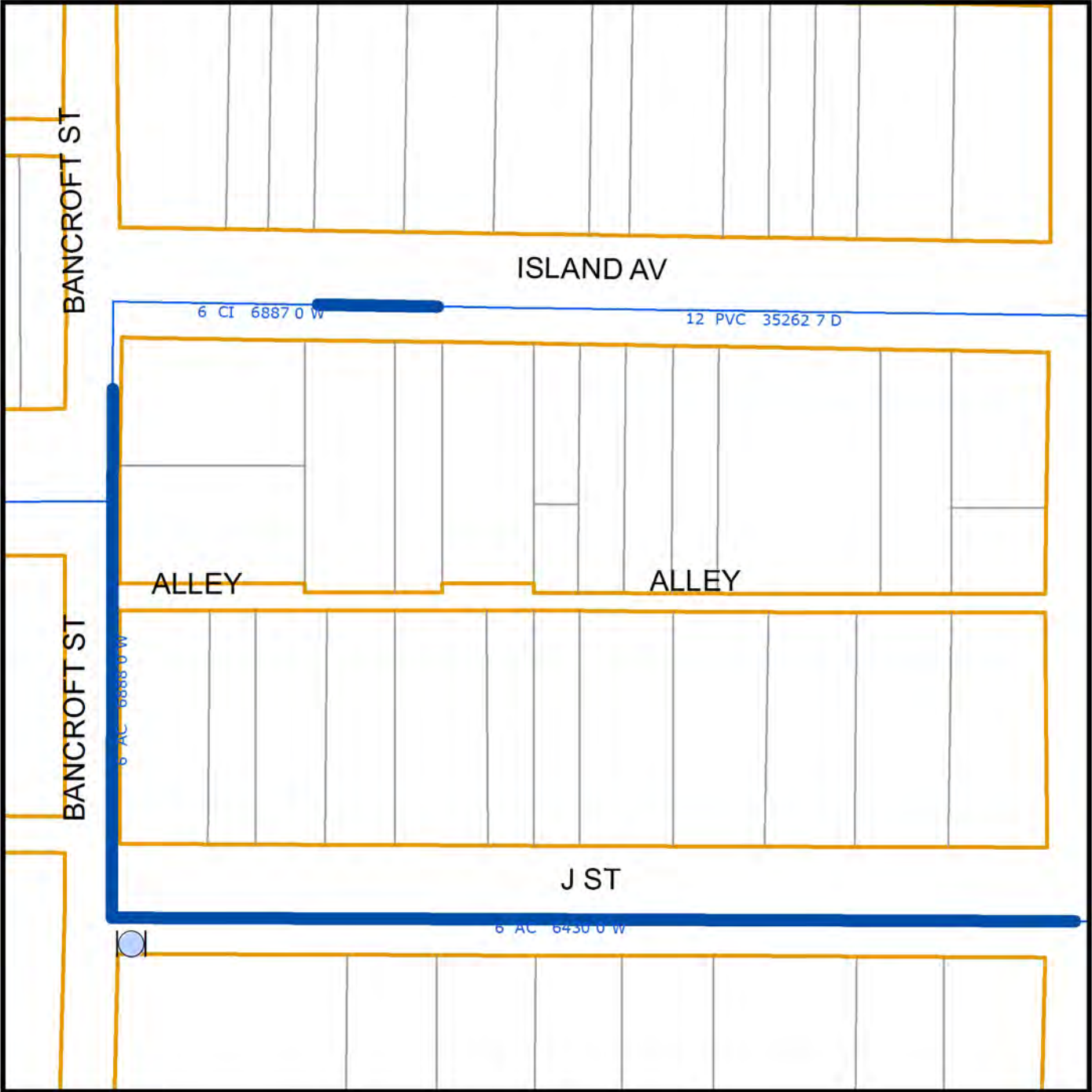
**WATER GROUP 970 CI**

SENIOR ENGINEER  
JANICE JARO  
(619) 533-3851

PROJECT MANAGER  
JOSHUA ADELMAN  
(619) 533-4656

PROJECT ENGINEER  
JING DEBELISO  
(619) 533-5285

FOR QUESTIONS ABOUT THIS PROJECT  
Call: (619) 533-4207  
Email: [engineering@sandiego.gov](mailto:engineering@sandiego.gov)



**Legend**

 Water Group 970 CI  
Water Group 970CI  
Appendix E - Location Maps

**SITE 13 OF 13**



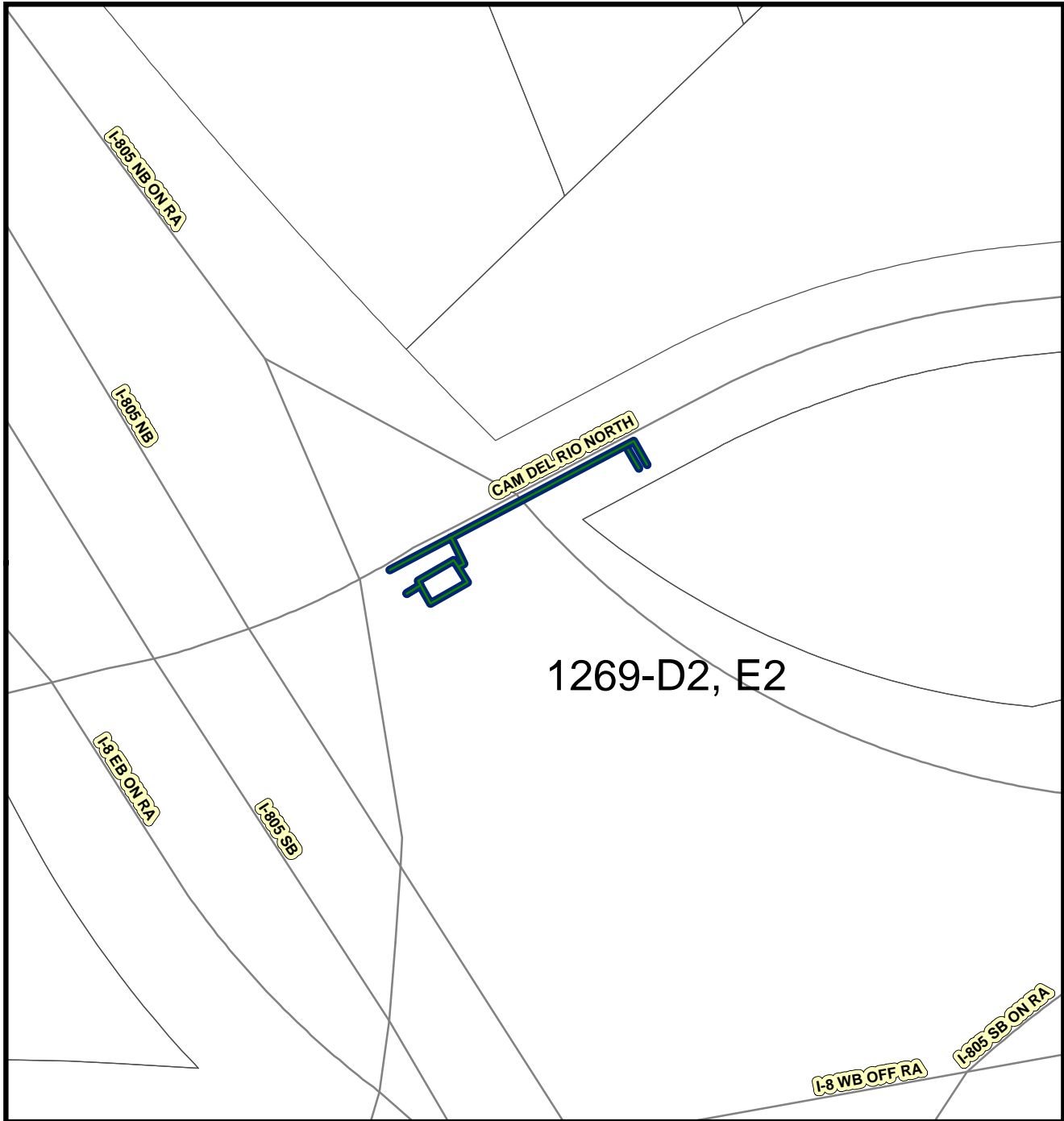
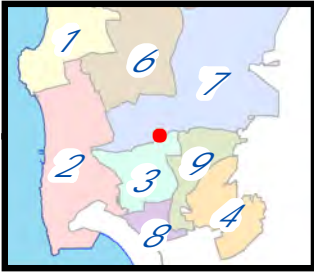
THIS MAP/DATA IS PROVIDED WITHOUT WARRANTY OF ANY KIND, EITHER EXPRESS OR IMPLIED, INCLUDING, BUT NOT LIMITED TO, THE IMPLIED WARRANTIES OR MERCHANTABILITY AND FITNESS FOR A PARTICULAR PURPOSE. Note: This product may contain information reproduced with permission granted by RAND MCNALLY & COMPANY® to SanGIS. This map is copyrighted by RAND MCNALLY & COMPANY®. It is unlawful to copy or reproduce all or any part thereof, whether for personal use or resale, without the prior, written permission of RAND MCNALLY & COMPANY.



**APPENDIX F**  
**ADJACENT PROJECT MAPS**

The City of  
**SAN DIEGO** Public Works  
**PRESSURE REDUCING STATIONS  
REPLACEMENT PROGRAM - PHASE #1**

SENIOR ENGINEER VITELLE BRIAN 619-533-5105	PROJECT MANAGER GABRIEL TORRES 619-533-4630	PROJECT ENGINEER ROY GANZON 619-533-5247	FOR QUESTIONS ABOUT THIS PROJECT Call: 619-533-4207 Email: <a href="mailto:engineering@sandiego.gov">engineering@sandiego.gov</a>
--	---	--	---



**Legend**

- B-16017 final shp file SITE 01.1
- B16017 SITE 01.1

**SITE 01**

NO SCALE



COMMUNITY NAME: MISSION VALLEY

COUNCIL DISTRICT: 7

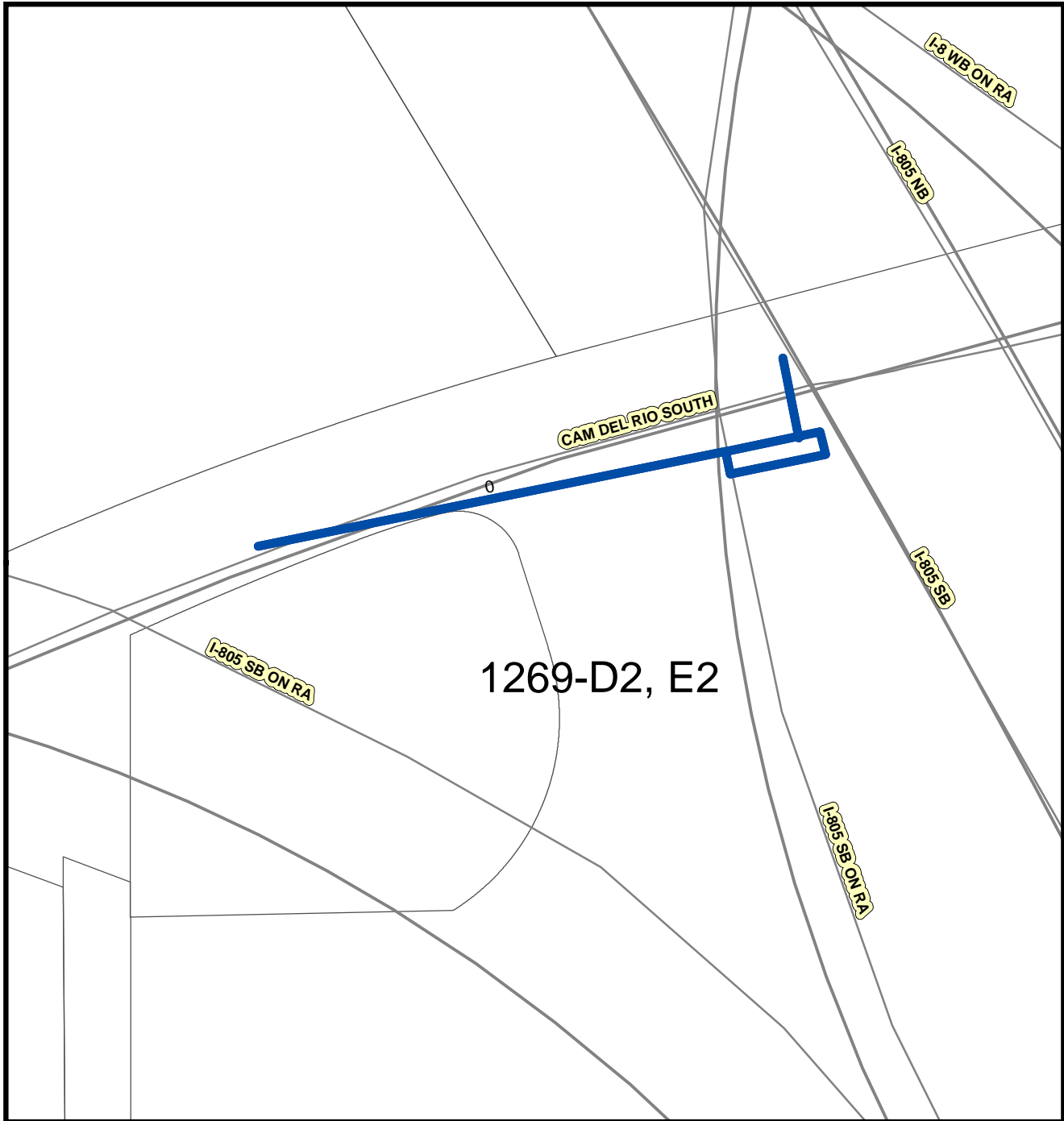
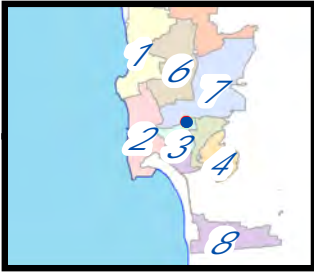
SAP ID: B00000 (S) \\  
B16017 (W)

Date: April 04, 2018

THIS MAP/DATA IS PROVIDED WITHOUT WARRANTY OF ANY KIND, EITHER EXPRESS OR IMPLIED, INCLUDING, BUT NOT LIMITED TO, THE IMPLIED WARRANTIES OR MERCHANTABILITY AND FITNESS FOR A PARTICULAR PURPOSE. Note: This product may contain information reproduced with permission granted by RAND McNALLY & COMPANY © to SANGIS. This map is copyrighted by RAND McNALLY & COMPANY ©. It is unlawful to copy or reproduce all or any part thereof, whether for personal use or resale, without the prior, written permission of RAND McNALLY & COMPANY.

The City of  
**SAN DIEGO** Public Works  
**PRESSURE REDUCING STATIONS  
REPLACEMENT PROGRAM - PHASE #1**

SENIOR ENGINEER VITELLE BRIAN 619-533-5105	PROJECT MANAGER GABRIEL TORRES 619-533-4630	PROJECT ENGINEER ROY GANZON 619-533-5247	FOR QUESTIONS ABOUT THIS PROJECT Call: 619-533-4207 Email: <a href="mailto:engineering@sandiego.gov">engineering@sandiego.gov</a>
--	---	--	---



**Legend**

- B16017 SITE 2
- Major Roads

**SITE 02**

NO SCALE



COMMUNITY NAME: MISSION VALLEY

COUNCIL DISTRICT: 7

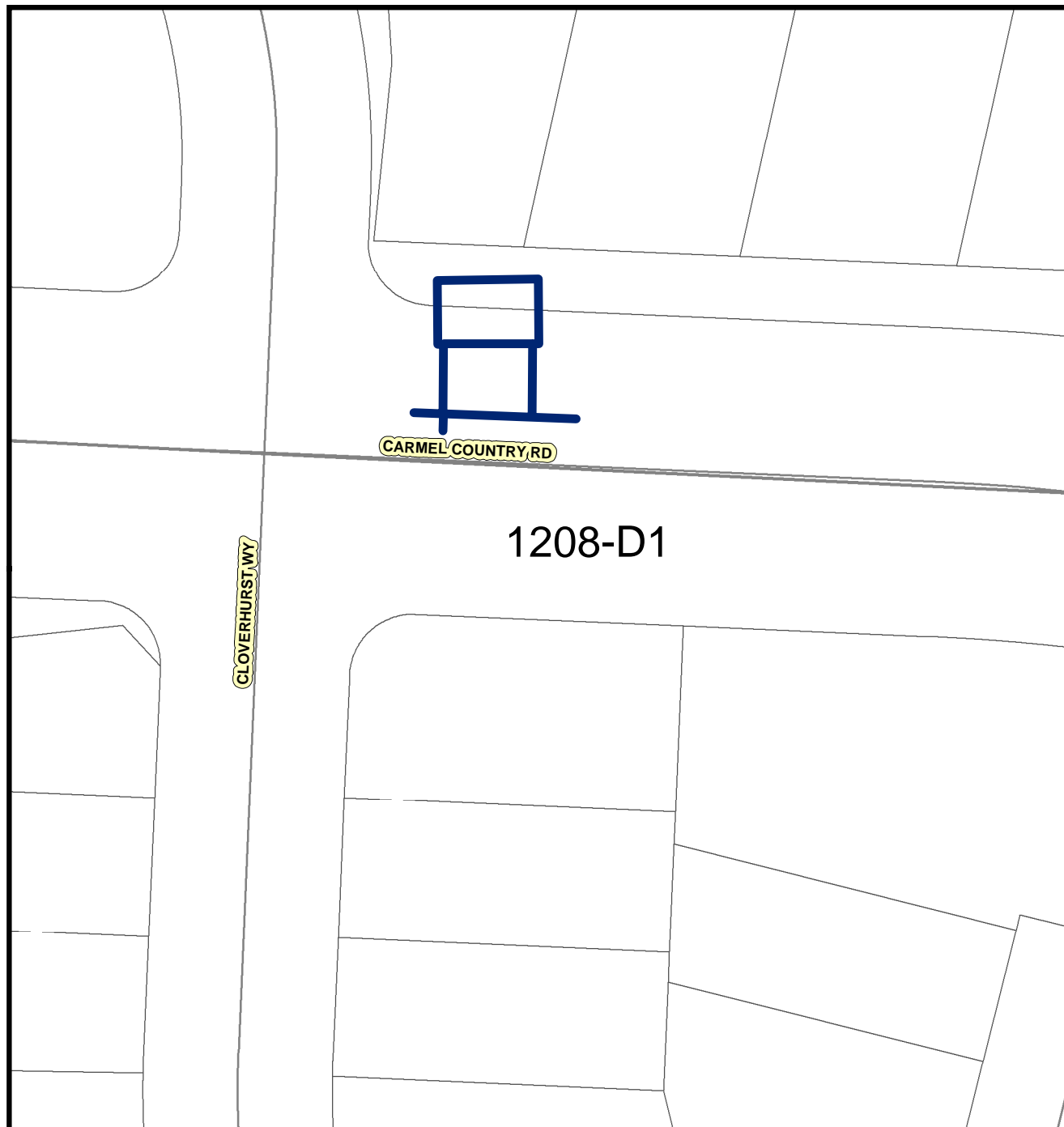
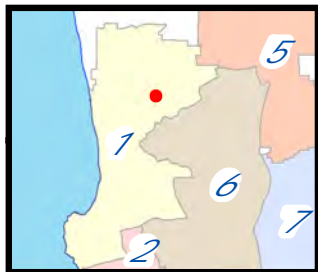
SAP ID: B00000 (S) \\  
B16017 (W)

Date: April 04, 2018

THIS MAP/DATA IS PROVIDED WITHOUT WARRANTY OF ANY KIND, EITHER EXPRESS OR IMPLIED, INCLUDING, BUT NOT LIMITED TO, THE IMPLIED WARRANTIES OR MERCHANTABILITY AND FITNESS FOR A PARTICULAR PURPOSE. Note: This product may contain information reproduced with permission granted by RAND McNALLY & COMPANY to SANGIS. This map is copyrighted by RAND McNALLY & COMPANY ©. It is unlawful to copy or reproduce all or any part thereof, whether for personal use or resale, without the prior, written permission of RAND McNALLY & COMPANY.

**PRESSURE REDUCING STATIONS  
REPLACEMENT PROGRAM - PHASE #1**

SENIOR ENGINEER VITELLE BRIAN 619-533-5105	PROJECT MANAGER GABRIEL TORRES 619-533-4630	PROJECT ENGINEER ROY GANZON 619-533-5247	FOR QUESTIONS ABOUT THIS PROJECT Call: 619-533-4207 Email: <a href="mailto:engineering@sandiego.gov">engineering@sandiego.gov</a>
--	---	--	---



**Legend**

-  B16017 SITE 3
-  Major Roads
-  B16017 SITE 3

**SITE 03**

NO SCALE



COMMUNITY NAME: MISSION VALLEY

COUNCIL DISTRICT: 1

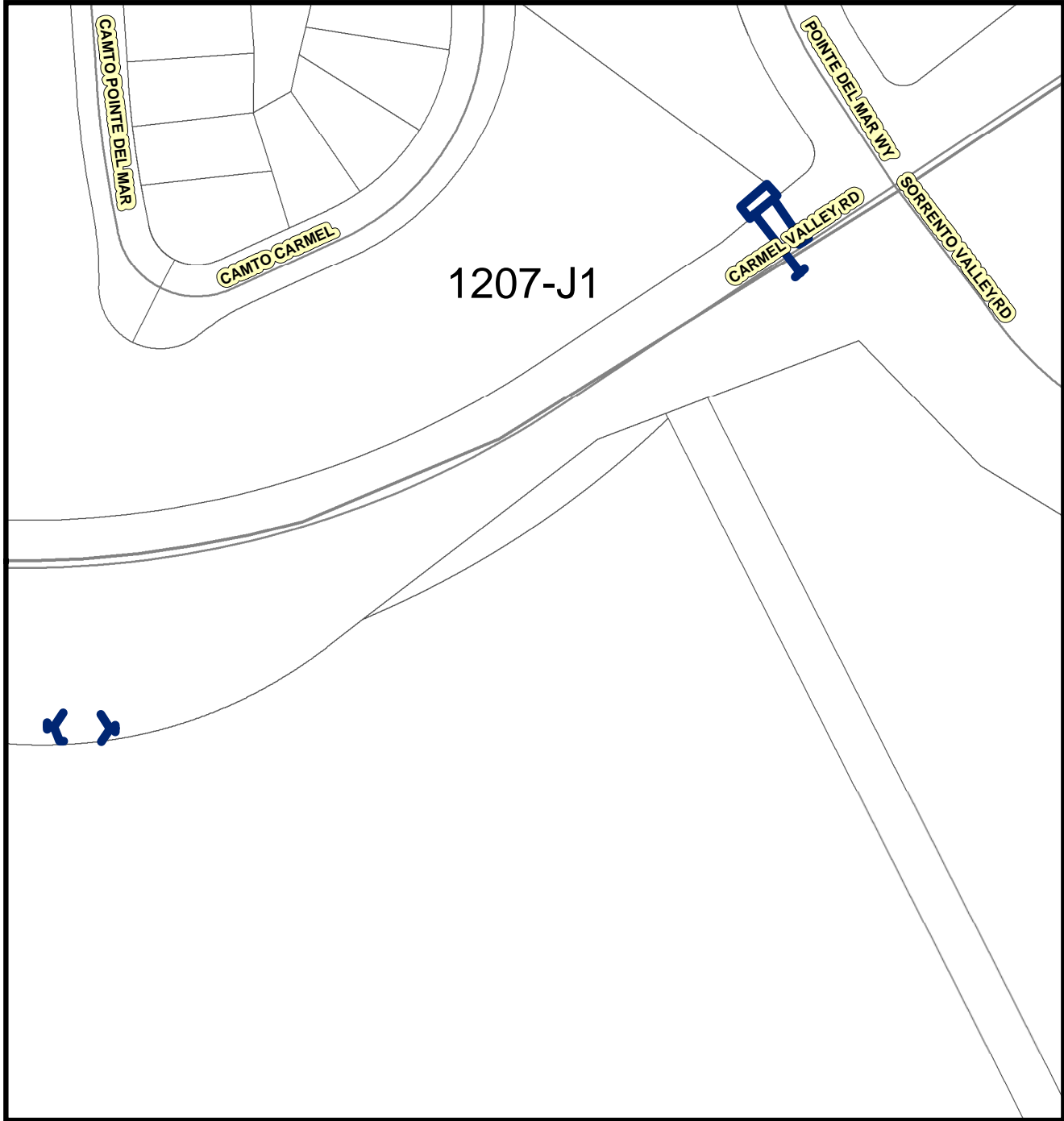
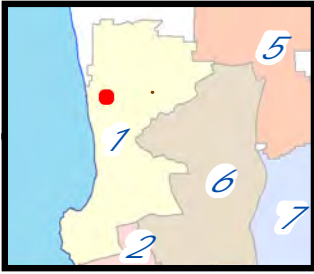
SAP ID: B00000 (S) \  
B16017 (W)

Date: April 04, 2018



THIS MAP/DATA IS PROVIDED WITHOUT WARRANTY OF ANY KIND, EITHER EXPRESS OR IMPLIED, INCLUDING, BUT NOT LIMITED TO, THE IMPLIED WARRANTIES OR MERCHANTABILITY AND FITNESS FOR A PARTICULAR PURPOSE. Note: This product may contain information reproduced with permission granted by RAND McNALLY & COMPANY © to SANDAG. This map is copyrighted by RAND McNALLY & COMPANY ©. It is unlawful to copy or reproduce all or any part thereof, whether for personal use or resale, without the prior, written permission of RAND McNALLY & COMPANY.

The City of  
**SAN DIEGO** Public Works  
**PRESSURE REDUCING STATIONS  
REPLACEMENT PROGRAM - PHASE #1**

SENIOR ENGINEER VITELLE BRIAN 619-533-5105	PROJECT MANAGER GABRIEL TORRES 619-533-4630	PROJECT ENGINEER ROY GANZON 619-533-5247	FOR QUESTIONS ABOUT THIS PROJECT Call: 619-533-4207 Email: <a href="mailto:engineering@sandiego.gov">engineering@sandiego.gov</a>
--	---	--	---



**Legend**

-  B16017 SITE 4
-  Major Roads

**SITE 04**

NO SCALE



COMMUNITY NAME: TORREY PINES

Date: April 04, 2018

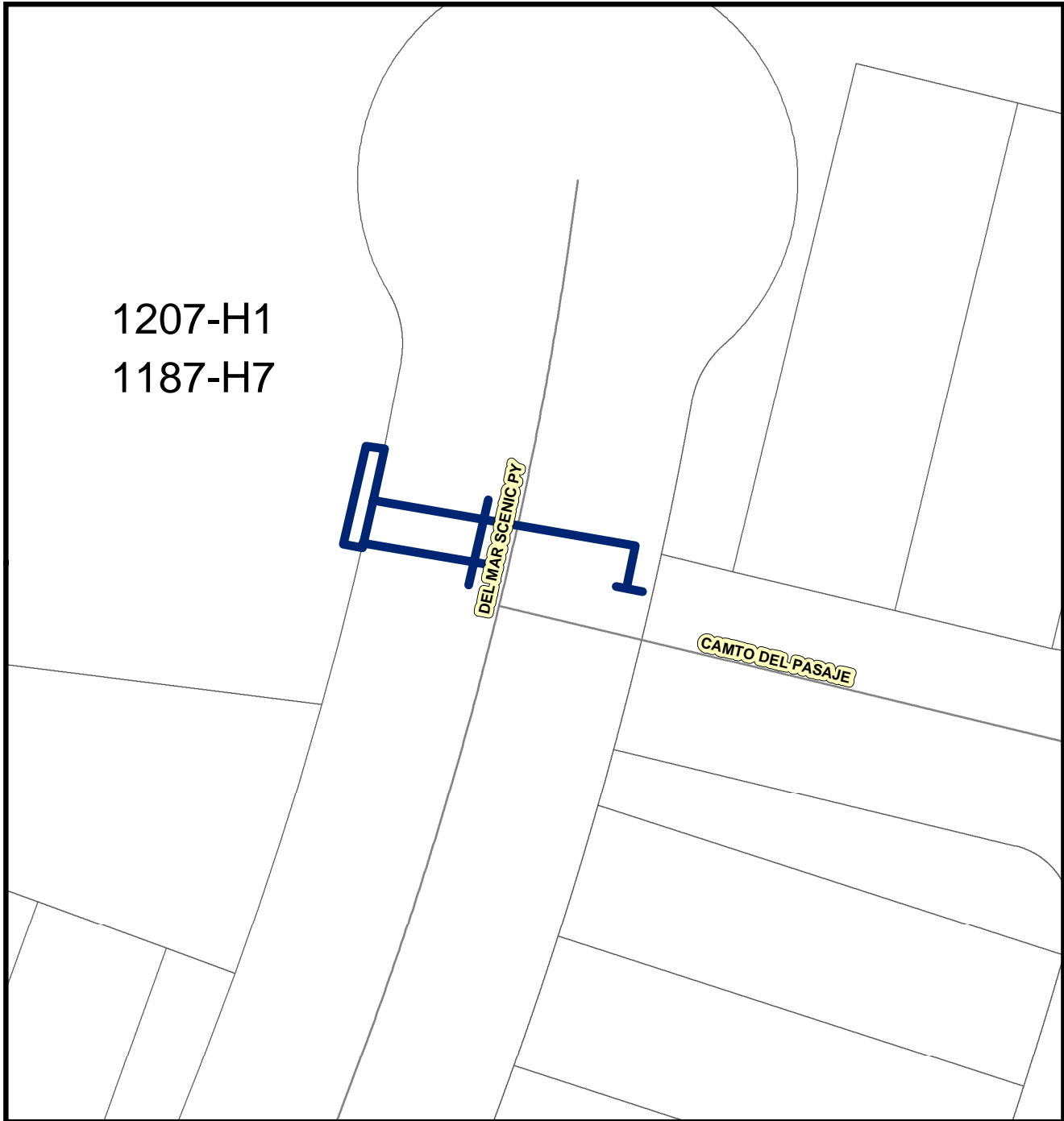
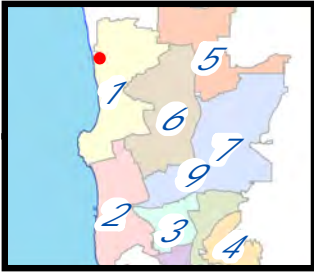
COUNCIL DISTRICT: 1

SAP ID: B00000 (S) \  
B16017 (W)

THIS MAP/DATA IS PROVIDED WITHOUT WARRANTY OF ANY KIND, EITHER EXPRESS OR IMPLIED, INCLUDING, BUT NOT LIMITED TO, THE IMPLIED WARRANTIES OR MERCHANTABILITY AND FITNESS FOR A PARTICULAR PURPOSE. Note: This product may contain information reproduced with permission granted by RAND McNALLY & COMPANY © to SANDAG. This map is copyrighted by RAND McNALLY & COMPANY ©. It is unlawful to copy or reproduce all or any part thereof, whether for personal use or resale, without the prior, written permission of RAND McNALLY & COMPANY

The City of  
**SAN DIEGO** Public Works  
**PRESSURE REDUCING STATIONS  
REPLACEMENT PROGRAM - PHASE #1**

SENIOR ENGINEER VITELLE BRIAN 619-533-5105	PROJECT MANAGER GABRIEL TORRES 619-533-4630	PROJECT ENGINEER ROY GANZON 619-533-5247	FOR QUESTIONS ABOUT THIS PROJECT Call: 619-533-4207 Email: <a href="mailto:engineering@sandiego.gov">engineering@sandiego.gov</a>
--	---	--	---





1207-H1  
1187-H7


DEL MAR SCENIC PY

CAMINO DEL PASAJE

**Legend**

-  B16017 SITE 5
-  Major Roads

**SITE 05**  
NO SCALE



COMMUNITY NAME: TORREY PINES  
Date: April 04, 2018

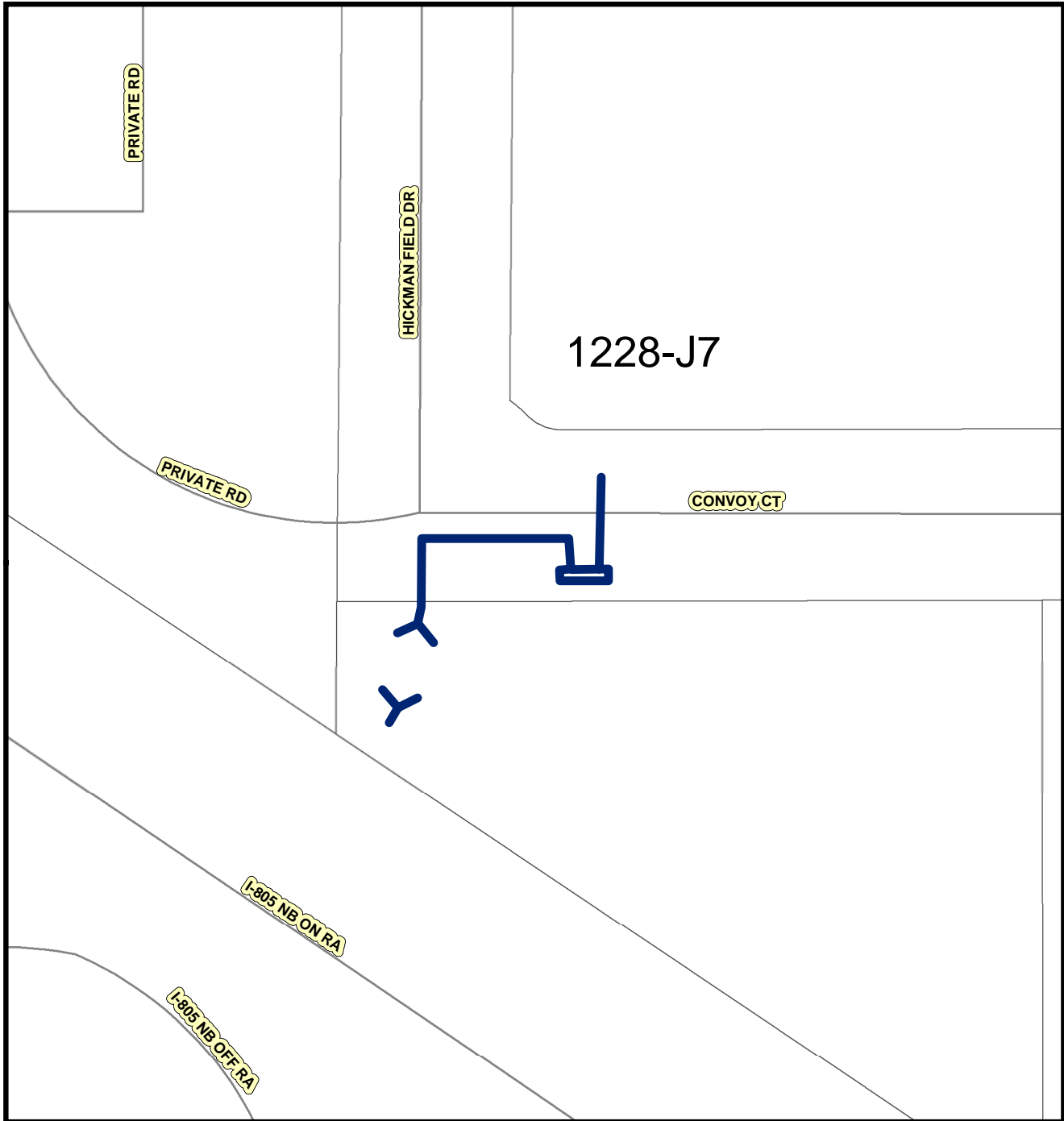
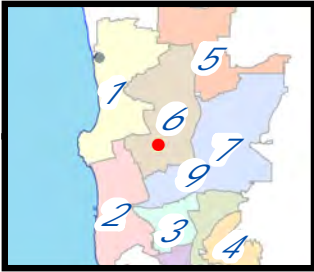
COUNCIL DISTRICT: 1

SAP ID: B00000 (S) \\  
B16017 (W)



THIS MAP/DATA IS PROVIDED WITHOUT WARRANTY OF ANY KIND, EITHER EXPRESS OR IMPLIED, INCLUDING, BUT NOT LIMITED TO, THE IMPLIED WARRANTIES OR MERCHANTABILITY AND FITNESS FOR A PARTICULAR PURPOSE. Note: This product may contain information reproduced with permission granted by RAND McNALLY & COMPANY © to SANGIS. This map is copyrighted by RAND McNALLY & COMPANY ©. It is unlawful to copy or reproduce all or any part thereof, whether for personal use or resale, without the prior, written permission of RAND McNALLY & COMPANY.

The City of  
**SAN DIEGO** Public Works  
**PRESSURE REDUCING STATIONS  
REPLACEMENT PROGRAM - PHASE #1**

SENIOR ENGINEER VITELLE BRIAN 619-533-5105	PROJECT MANAGER GABRIEL TORRES 619-533-4630	PROJECT ENGINEER ROY GANZON 619-533-5247	FOR QUESTIONS ABOUT THIS PROJECT Call: 619-533-4207 Email: <a href="mailto:engineering@sandiego.gov">engineering@sandiego.gov</a>
--	---	--	---



**Legend**

-  B16017 SITE 6
-  Major Roads

**SITE 06**

NO SCALE



hromero

COMMUNITY NAME: MIRA MESA

Date: April 04, 2018

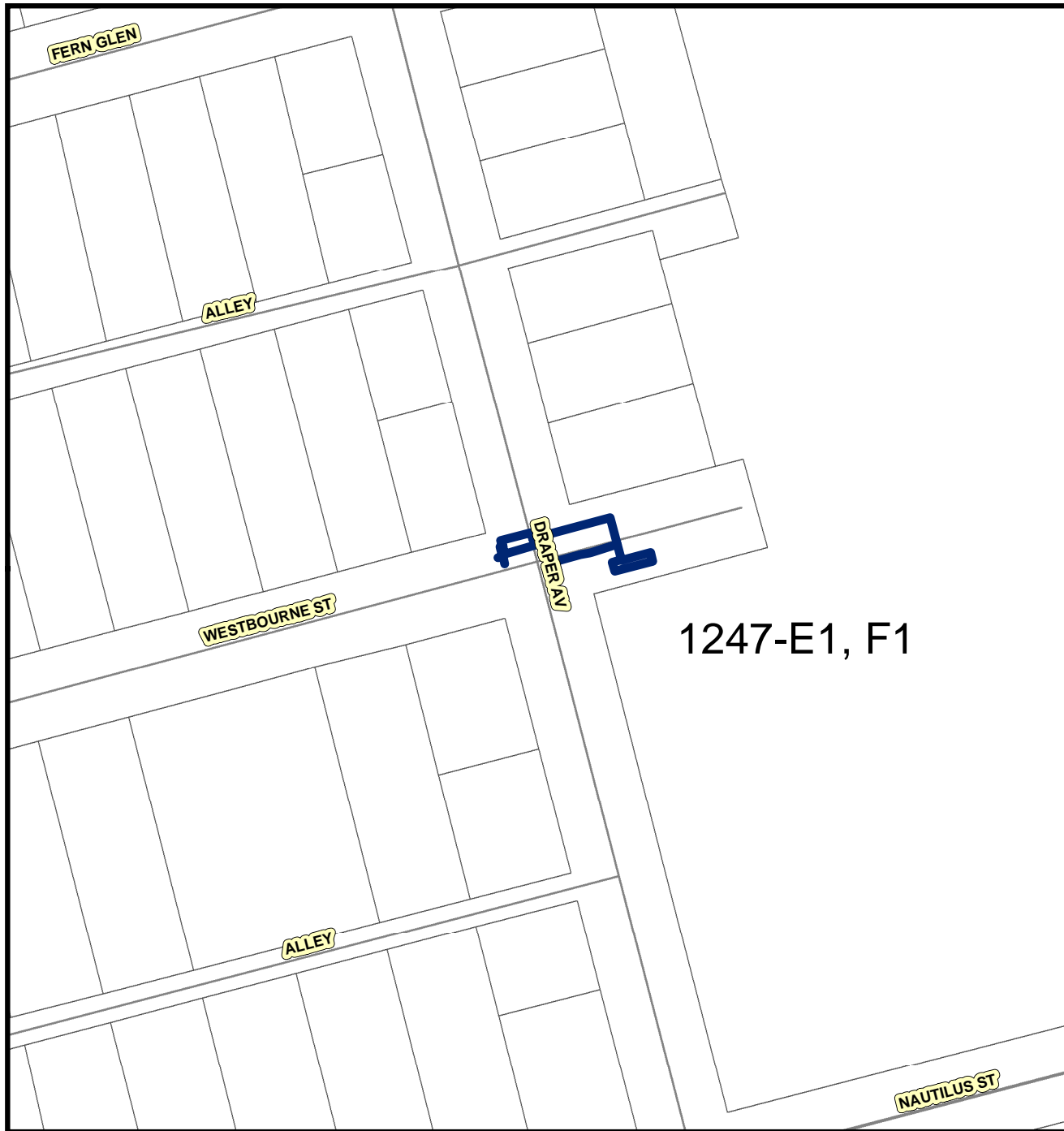
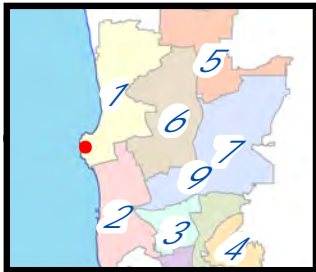
COUNCIL DISTRICT: 6

SAP ID: B00000 (S) \  
B16017 (W)



THIS MAP/DATA IS PROVIDED WITHOUT WARRANTY OF ANY KIND, EITHER EXPRESS OR IMPLIED, INCLUDING, BUT NOT LIMITED TO, THE IMPLIED WARRANTIES OR MERCHANTABILITY AND FITNESS FOR A PARTICULAR PURPOSE. Note: This product may contain information reproduced with permission granted by RAND McNALLY & COMPANY to SANDAG. This map is copyrighted by RAND McNALLY & COMPANY. It is unlawful to copy or reproduce all or any part thereof, whether for personal use or resale, without the prior, written permission of RAND McNALLY & COMPANY.

The City of  
**SAN DIEGO** Public Works  
**PRESSURE REDUCING STATIONS  
REPLACEMENT PROGRAM - PHASE #1**

SENIOR ENGINEER VITELLE BRIAN 619-533-5105	PROJECT MANAGER GABRIEL TORRES 619-533-4630	PROJECT ENGINEER ROY GANZON 619-533-5247	FOR QUESTIONS ABOUT THIS PROJECT Call: 619-533-4207 Email: <a href="mailto:engineering@sandiego.gov">engineering@sandiego.gov</a>
--	---	--	---



**Legend**

-  B16017 SITE 7
-  Major Roads

**SITE 07**

NO SCALE



COMMUNITY NAME: LA JOLLA

Date: April 04, 2018

COUNCIL DISTRICT: 1

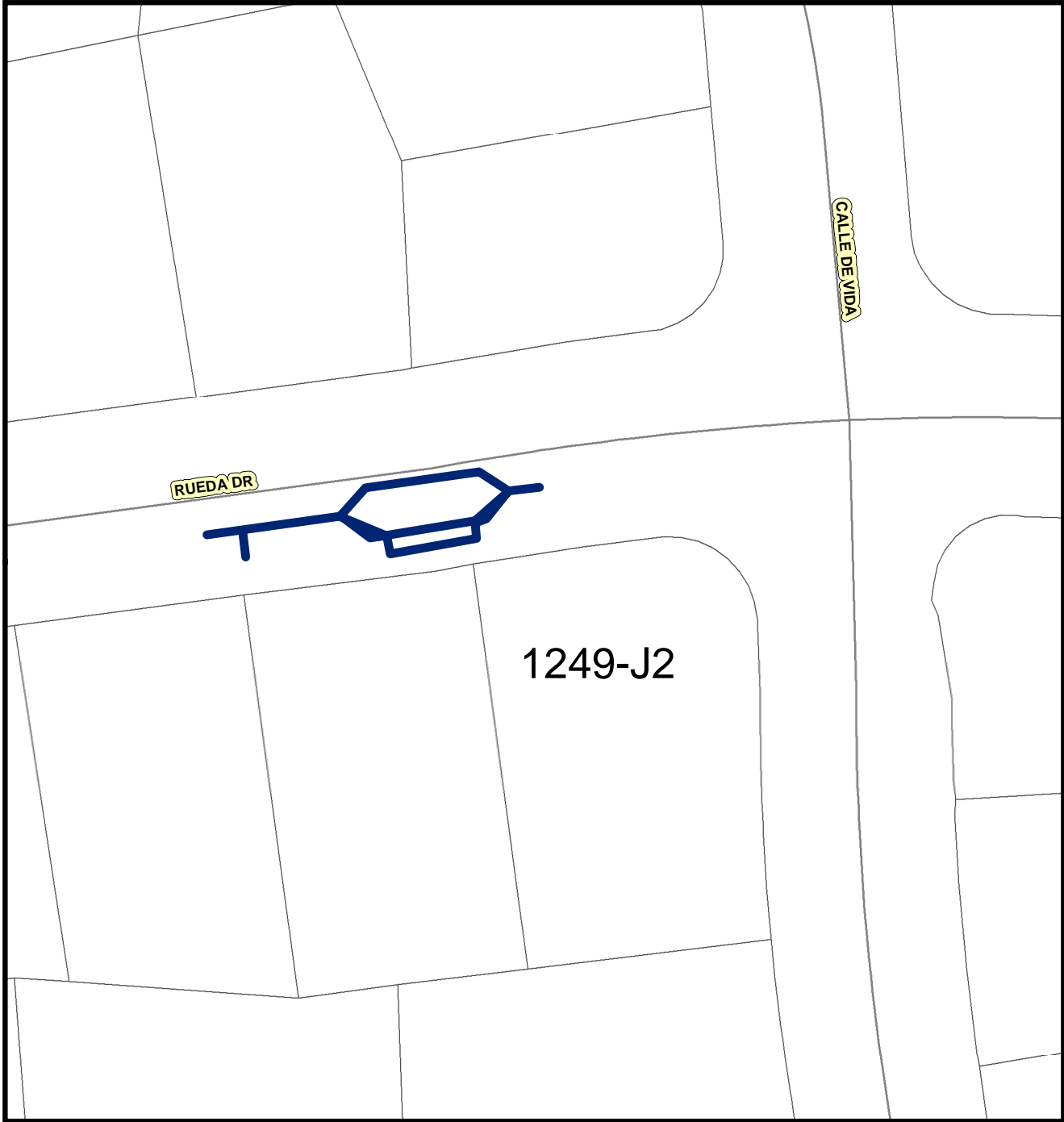
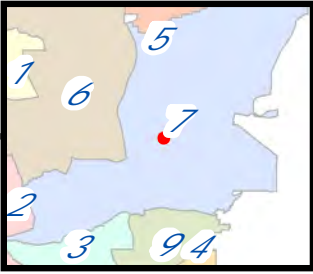
SAP ID: B00000 (S) \  
B16017 (W)

THIS MAP/DATA IS PROVIDED WITHOUT WARRANTY OF ANY KIND, EITHER EXPRESS OR IMPLIED, INCLUDING, BUT NOT LIMITED TO, THE IMPLIED WARRANTIES OR MERCHANTABILITY AND FITNESS FOR A PARTICULAR PURPOSE. Note: This product may contain information reproduced with permission granted by RAND McNALLY & COMPANY © to SANGIS. This map is copyrighted by RAND McNALLY & COMPANY ©. It is unlawful to copy or reproduce all or any part thereof, whether for personal use or resale, without the prior, written permission of RAND McNALLY & COMPANY



The City of  
**SAN DIEGO** Public Works  
**PRESSURE REDUCING STATIONS  
REPLACEMENT PROGRAM - PHASE #1**

SENIOR ENGINEER VITELLE BRIAN 619-533-5105	PROJECT MANAGER GABRIEL TORRES 619-533-4630	PROJECT ENGINEER ROY GANZON 619-533-5247	FOR QUESTIONS ABOUT THIS PROJECT Call: 619-533-4207 Email: <a href="mailto:engineering@sandiego.gov">engineering@sandiego.gov</a>
--	---	--	---



**Legend**

- B16017 SITE 8
- Major Roads

**SITE 08**

NO SCALE



COMMUNITY NAME: TIERRA SANTA

Date: April 04, 2018

Water Group 970C1

COUNCIL DISTRICT: 7

Appendix F - Adjacent Project Maps

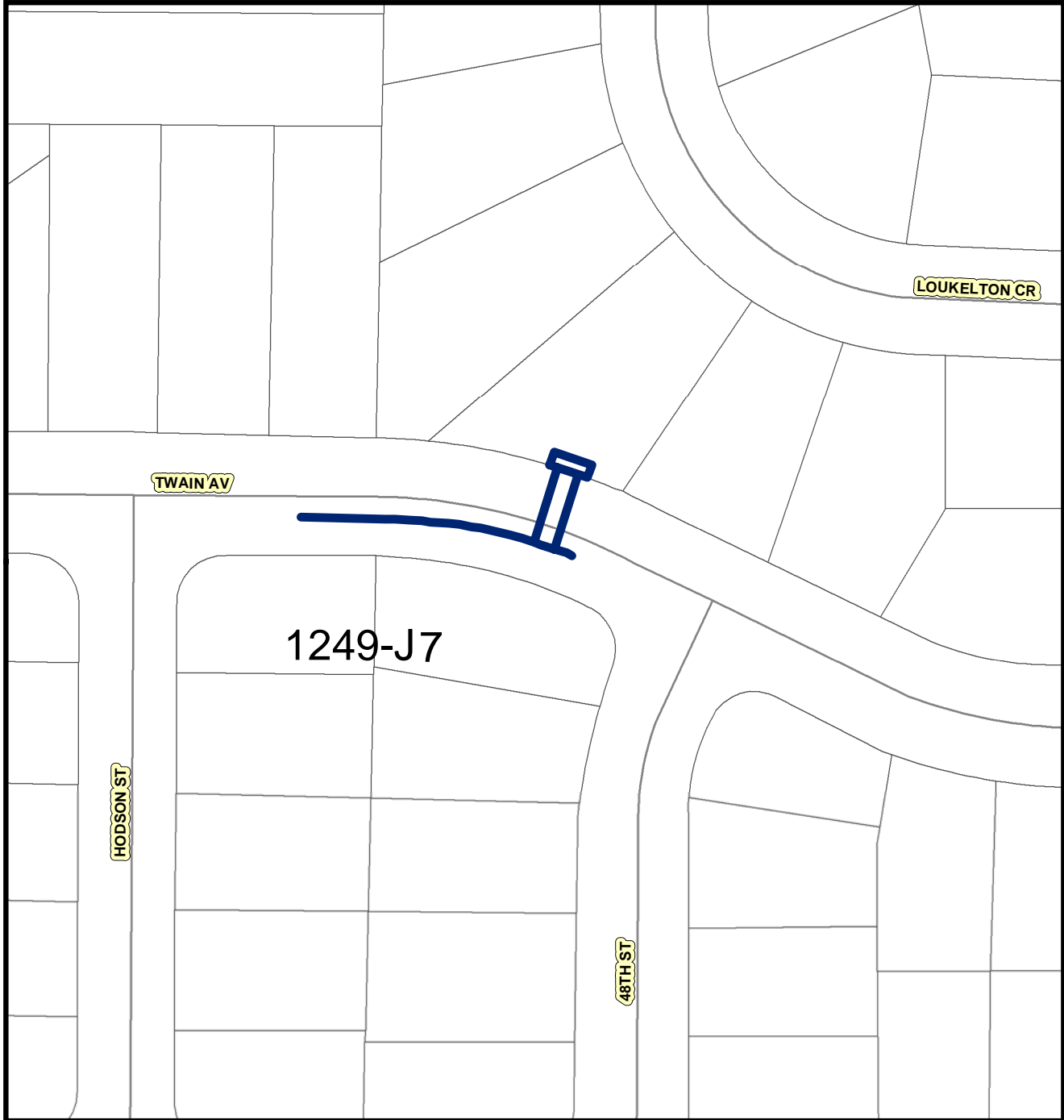
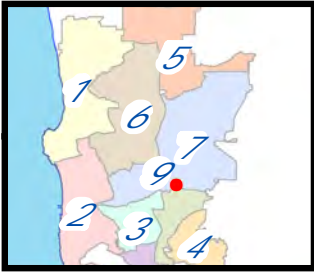
SAP ID: B00000 (S) \\  
B16017 (W)

104 | Page

THIS MAP/DATA IS PROVIDED WITHOUT WARRANTY OF ANY KIND, EITHER EXPRESS OR IMPLIED, INCLUDING, BUT NOT LIMITED TO, THE IMPLIED WARRANTIES OR MERCHANTABILITY AND FITNESS FOR A PARTICULAR PURPOSE. Note - This product may contain information reproduced with permission granted by RAND McNALLY & COMPANY © to SANGIS. This map is copyrighted by RAND McNALLY & COMPANY ©. It is unlawful to copy or reproduce all or any part thereof, whether for personal use or resale, without the prior, written permission of RAND McNALLY & COMPANY

The City of  
**SAN DIEGO** Public Works  
**PRESSURE REDUCING STATIONS  
REPLACEMENT PROGRAM - PHASE #1**

SENIOR ENGINEER VITELLE BRIAN 619-533-5105	PROJECT MANAGER GABRIEL TORRES 619-533-4630	PROJECT ENGINEER ROY GANZON 619-533-5247	FOR QUESTIONS ABOUT THIS PROJECT Call: 619-533-4207 Email: <a href="mailto:engineering@sandiego.gov">engineering@sandiego.gov</a>
--	---	--	---



**Legend**

- B16017 SITE 9
- Major Roads

**SITE 09**

NO SCALE



COMMUNITY NAME: NAVAJO

Date: April 04, 2018

Water Group 970CI

COUNCIL DISTRICT: 7

Appendix F - Adjacent Project Maps

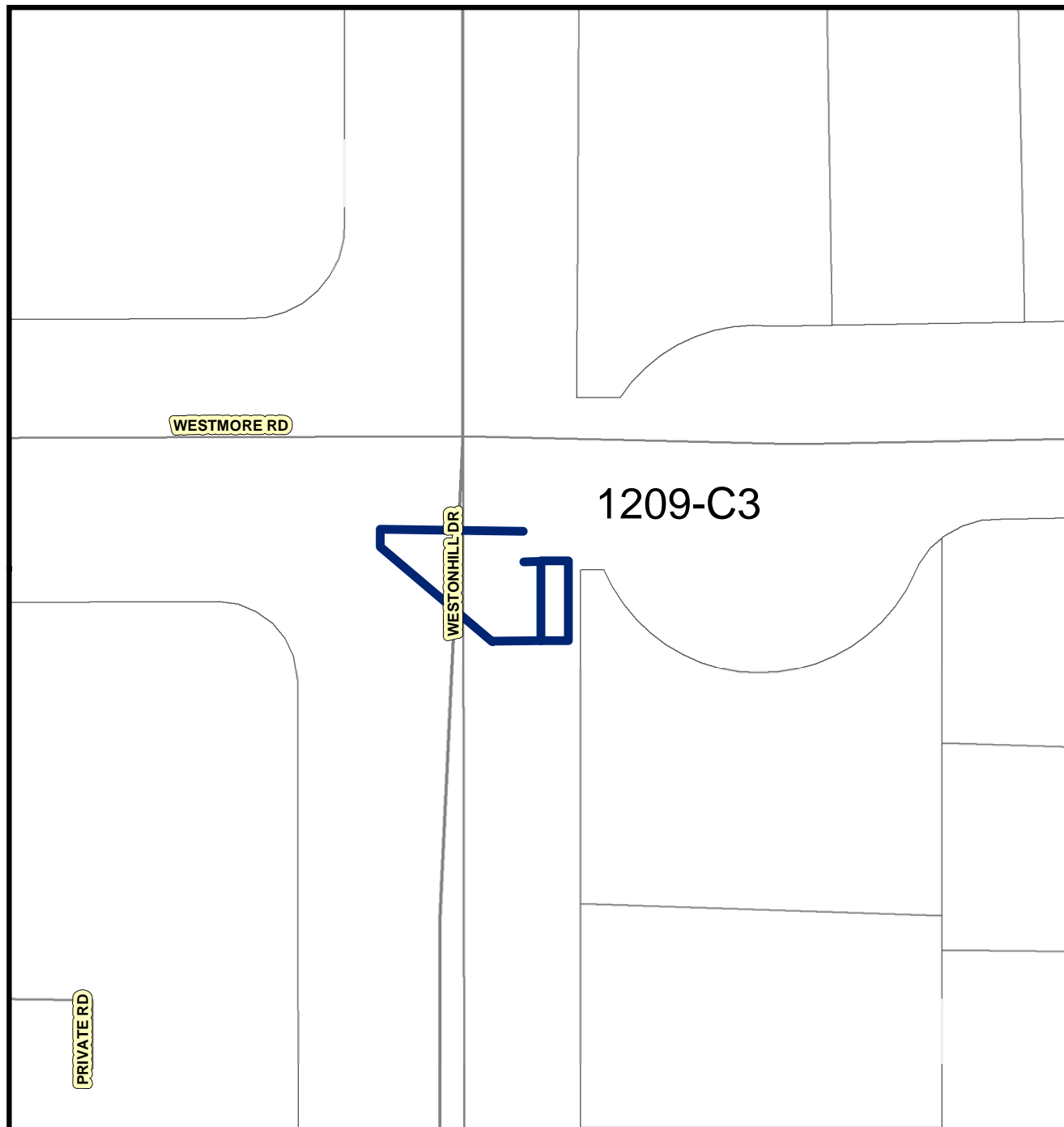
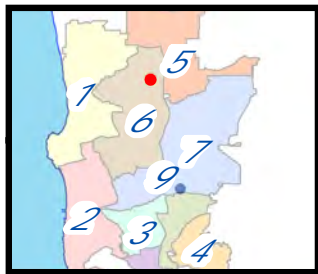
SAP ID: B00000 (S) \  
B16017 (W)

105 | Page

THIS MAP/DATA IS PROVIDED WITHOUT WARRANTY OF ANY KIND, EITHER EXPRESS OR IMPLIED, INCLUDING, BUT NOT LIMITED TO, THE IMPLIED WARRANTIES OR MERCHANTABILITY AND FITNESS FOR A PARTICULAR PURPOSE. Note: This product may contain information reproduced with permission granted by RAND McNALLY & COMPANY © to SANGIS. This map is copyrighted by RAND McNALLY & COMPANY ©. It is unlawful to copy or reproduce all or any part thereof, whether for personal use or resale, without the prior, written permission of RAND McNALLY & COMPANY.

**PRESSURE REDUCING STATIONS  
REPLACEMENT PROGRAM - PHASE #1**

SENIOR ENGINEER VITELLE BRIAN 619-533-5105	PROJECT MANAGER GABRIEL TORRES 619-533-4630	PROJECT ENGINEER ROY GANZON 619-533-5247	FOR QUESTIONS ABOUT THIS PROJECT Call: 619-533-4207 Email: <a href="mailto:engineering@sandiego.gov">engineering@sandiego.gov</a>
--	---	--	---



**Legend**

- █ B16017 SITE 10
- Major Roads

**SITE 10**

NO SCALE



COMMUNITY NAME: MIRA MESA

COUNCIL DISTRICT: 6

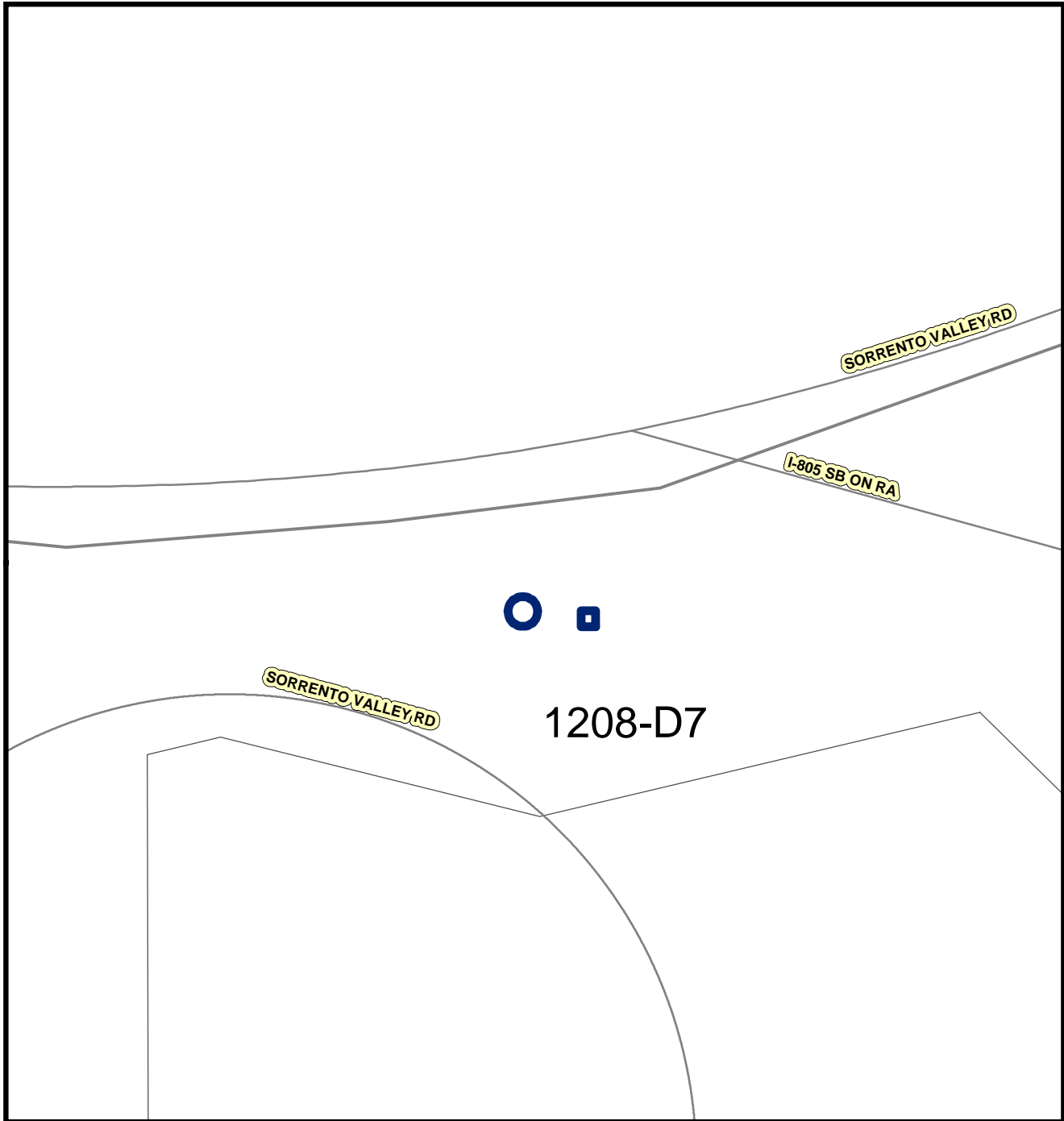
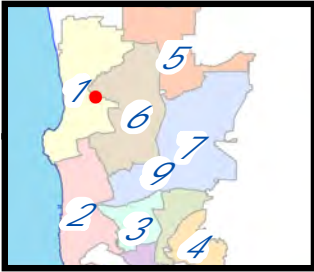
SAP ID: B00000 (S) \  
B16017 (W)

Date: April 04, 2018



THIS MAP/DATA IS PROVIDED WITHOUT WARRANTY OF ANY KIND, EITHER EXPRESS OR IMPLIED, INCLUDING, BUT NOT LIMITED TO, THE IMPLIED WARRANTIES OR MERCHANTABILITY AND FITNESS FOR A PARTICULAR PURPOSE. Note: This product may contain information reproduced with permission granted by RAND McNALLY & COMPANY © to SANDAG. This map is copyrighted by RAND McNALLY & COMPANY ©. It is unlawful to copy or reproduce all or any part thereof, whether for personal use or resale, without the prior, written permission of RAND McNALLY & COMPANY.

The City of  
**SAN DIEGO** Public Works  
**PRESSURE REDUCING STATIONS  
REPLACEMENT PROGRAM - PHASE #1**

SENIOR ENGINEER VITELLE BRIAN 619-533-5105	PROJECT MANAGER GABRIEL TORRES 619-533-4630	PROJECT ENGINEER ROY GANZON 619-533-5247	FOR QUESTIONS ABOUT THIS PROJECT Call: 619-533-4207 Email: <a href="mailto:engineering@sandiego.gov">engineering@sandiego.gov</a>
--	---	--	---



**Legend**

-  B16017 SITE 11
-  Major Roads

**SITE 11**

NO SCALE



COMMUNITY NAME: TORREY PINES

Date: April 04, 2018

COUNCIL DISTRICT: 1

SAP ID: B00000 (S) \  
B16017 (W)

THIS MAP/DATA IS PROVIDED WITHOUT WARRANTY OF ANY KIND, EITHER EXPRESS OR IMPLIED, INCLUDING, BUT NOT LIMITED TO, THE IMPLIED WARRANTIES OR MERCHANTABILITY AND FITNESS FOR A PARTICULAR PURPOSE. Note: This product may contain information reproduced with permission granted by RAND McNALLY & COMPANY© to SANGIS. This map is copyrighted by RAND McNALLY & COMPANY©. It is unlawful to copy or reproduce all or any part thereof, whether for personal use or resale, without the prior, written permission of RAND McNALLY & COMPANY

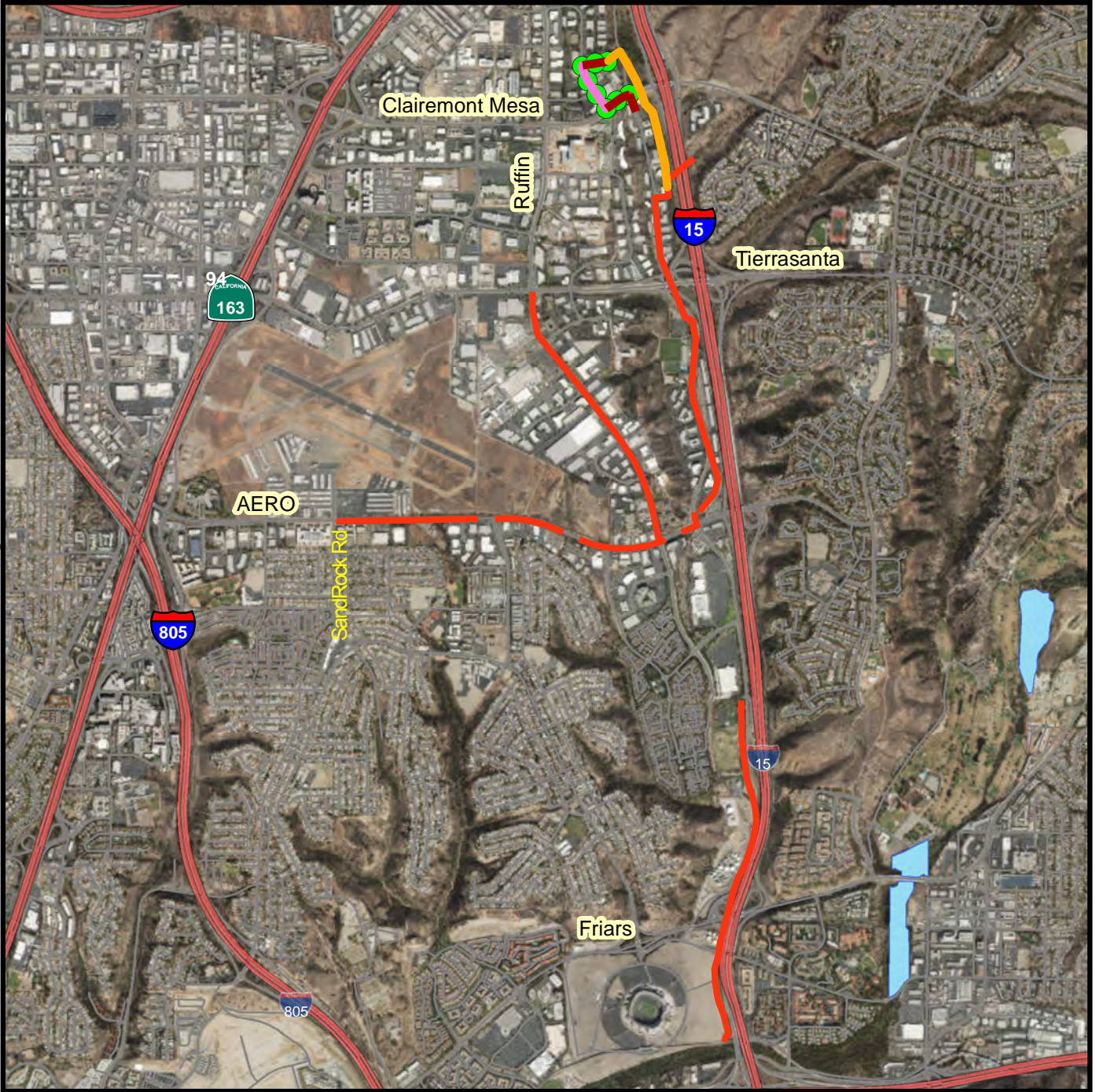
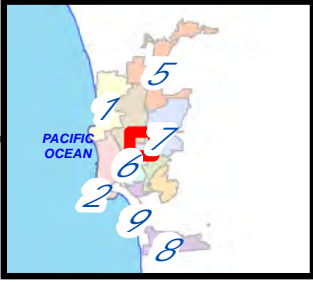
The City of  
**SAN DIEGO** Public Works  
**Murphy Canyon Road Trunk Sewer**  
**Repair and Rehab**

SENIOR ENGINEER  
 Brian Vitelle  
 619-533-5105

PROJECT MANAGER  
 Maryam Kargar  
 619-533-6673

PROJECT ENGINEER  
 Gavin Hawk  
 619-533-4697

FOR QUESTIONS ABOUT THIS PROJECT  
 Call: 619-533-4207  
 Email: [engineering@sandiego.gov](mailto:engineering@sandiego.gov)



- New Parallel Sewer Main
- Sewer Rahab
- New MH
- Sewer to Be Abandoned
- New Sewer Main



COMMUNITY NAME: Kearny Mesa/Mission Valley

COUNCIL DISTRICT: 6 & 7

SAP ID: B17005 (S)



THIS MAP/DATA IS PROVIDED WITHOUT WARRANTY OF ANY KIND, EITHER EXPRESS OR IMPLIED, INCLUDING, BUT NOT LIMITED TO, THE IMPLIED WARRANTIES OR MERCHANTABILITY AND FITNESS FOR A PARTICULAR PURPOSE. Note: This product may contain information reproduced with permission granted by RAND MCNALLY & COMPANY® to SanGIS. This map is copyrighted by RAND MCNALLY & COMPANY®. It is unlawful to copy or reproduce all or any part thereof, whether for personal use or resale, without the prior, written permission of RAND MCNALLY & COMPANY.

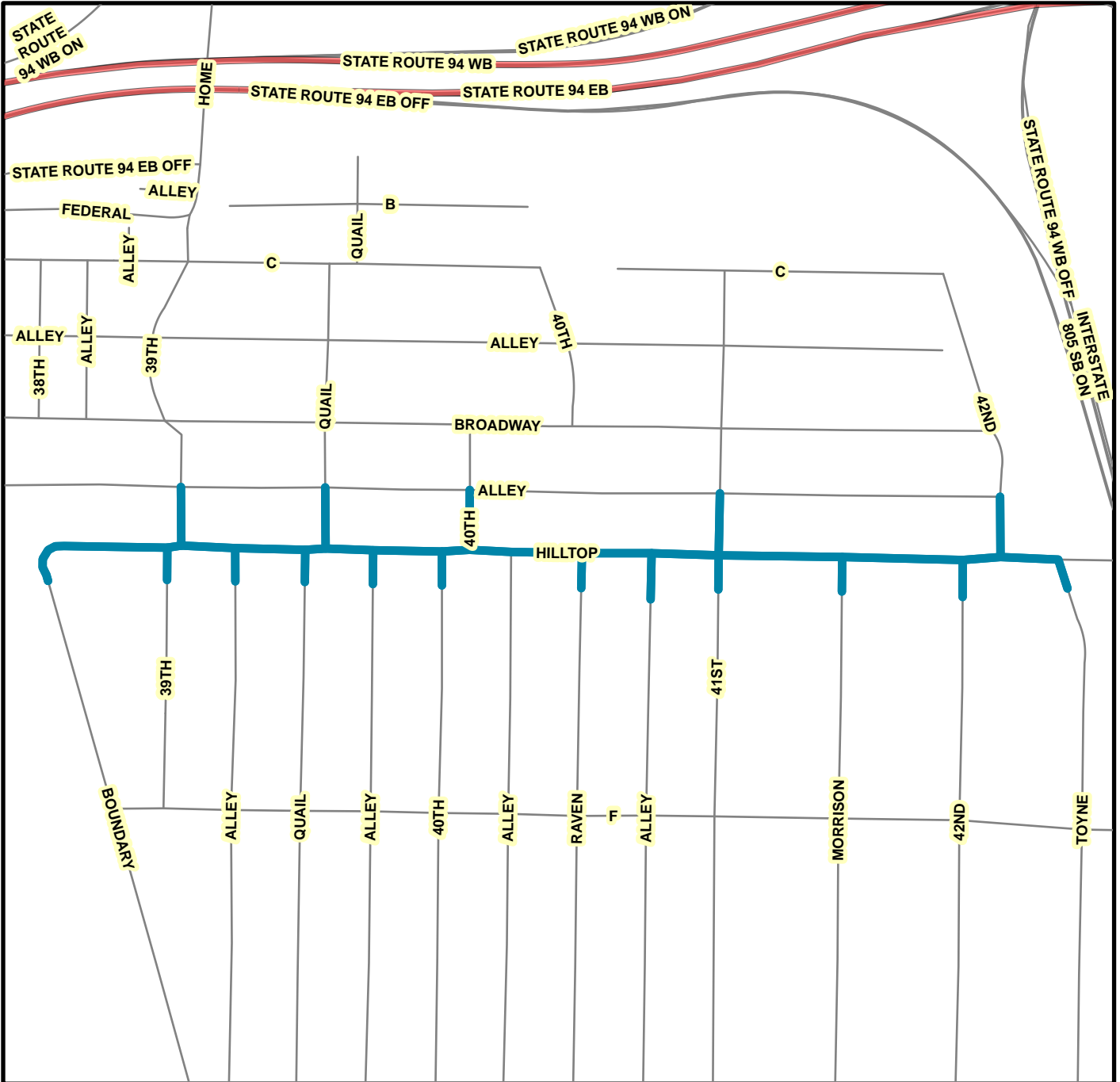
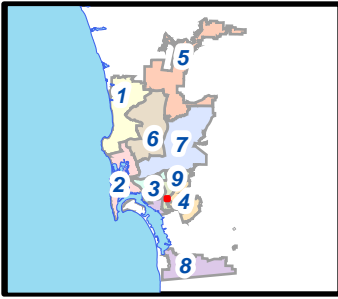
**HILLTOP DR, PHASE I (BOUNDARY ST TO TOYNE ST)**

SENIOR ENGINEER  
DAYUE ZHANG  
619-533-7409

PROJECT MANAGER  
ZACH BARHOUMI  
619-533-5114

PROJECT ENGINEER  
AVEEN SALEH  
619-533-4641

FOR QUESTIONS ABOUT THIS PROJECT  
Call: (619) 533-4207  
Email: [engineering@sandiego.gov](mailto:engineering@sandiego.gov)



**Legend**

**— UUP HILLTOP DR, PHASE I - STREET RESURFACING AND CURB RAMP INSTALLATION**



THIS MAP/DATA IS PROVIDED WITHOUT WARRANTY OF ANY KIND, EITHER EXPRESS OR IMPLIED, INCLUDING, BUT NOT LIMITED TO, THE IMPLIED WARRANTIES OR MERCHANTABILITY AND FITNESS FOR A PARTICULAR PURPOSE. Note: This product may contain information reproduced with permission granted by RAND McNALLY & COMPANY © to SanGIS. This map is copyrighted by RAND McNALLY & COMPANY ©. It is unlawful to copy or reproduce all or any part thereof, whether for personal use or resale, without the prior, written permission of RAND McNALLY & COMPANY.

**APPENDIX G**

**CONTRACTOR'S DAILY QUALITY CONTROL INSPECTION REPORT**

**Appendix G**

City of San Diego  
Asphalt Concrete Overlay

**Contractor's Daily Quality Control Inspection Report**

Project Title: \_\_\_\_\_ Date: \_\_\_\_\_

Locations: 1. \_\_\_\_\_  
2. \_\_\_\_\_  
3. \_\_\_\_\_

Asphalt Mix Specification: Attached Supplier: \_\_\_\_\_

Dig out Locations: 1. \_\_\_\_\_  
2. \_\_\_\_\_  
3. \_\_\_\_\_

Tack Coat Application Rate @ Locations:  
1. \_\_\_\_\_  
2. \_\_\_\_\_  
3. \_\_\_\_\_

Asphalt Temperature at Placement @ Locations:  
1. \_\_\_\_\_  
2. \_\_\_\_\_  
3. \_\_\_\_\_

Asphalt Depth @Locations:  
1. \_\_\_\_\_  
2. \_\_\_\_\_  
3. \_\_\_\_\_

Compaction Test Result @Locations:  
1. \_\_\_\_\_  
2. \_\_\_\_\_  
3. \_\_\_\_\_



Location and nature of defects:

1. \_\_\_\_\_
2. \_\_\_\_\_
3. \_\_\_\_\_

Remedial and Corrective Actions taken or proposed for Engineer's approval:

1. \_\_\_\_\_
2. \_\_\_\_\_
3. \_\_\_\_\_

Date's City Laboratory representative was present:

1. \_\_\_\_\_
2. \_\_\_\_\_
3. \_\_\_\_\_

Verified the following:

1. Proper Storage of Materials & Equipment
2. Proper Operation of Equipment
3. Adherence to Plans and Specs
4. Review of QC Tests
5. Safety Inspection

Initials:

\_\_\_\_\_  
\_\_\_\_\_  
\_\_\_\_\_  
\_\_\_\_\_  
\_\_\_\_\_

Deviations from QCP \_\_\_\_\_ (see attached)

Quality Control Plan Administrator's Signature:

Date Signed:

\_\_\_\_\_

\_\_\_\_\_

City of San Diego  
Rubber Polymer Modified Slurry  
**Contractor's Daily Quality Control Inspection Report**

Project Title: \_\_\_\_\_ Date: \_\_\_\_\_

Ambient Temperature (Start of Work): \_\_\_\_\_ Time: \_\_\_\_\_

Environmental Considerations: \_\_\_\_\_

Locations (Address Range/Cross Streets):

1. \_\_\_\_\_
2. \_\_\_\_\_
3. \_\_\_\_\_

Approved Mix Design: \_\_\_\_\_

Material Suppliers: \_\_\_\_\_

RPMS Type(s): \_\_\_\_\_

Slurry Machine #'s: \_\_\_\_\_

Estimated Cure Time (Break) of Slurry: \_\_\_\_\_

Pre-Mix (Per 100 Counts)

Gate Setting/Emulsion %: \_\_\_\_\_

Aggregate Weight: \_\_\_\_\_

Cement % (by weight of aggregate): \_\_\_\_\_

Crumb Rubber % (by volume of cement): \_\_\_\_\_

Machine Inspection

Leaks: \_\_\_\_\_

Sprayers: \_\_\_\_\_

Emulsion Filter: \_\_\_\_\_

Carbon Black: \_\_\_\_\_

Spreader Box Inspection

Cleanliness: \_\_\_\_\_

Augers: \_\_\_\_\_

Rubbers: \_\_\_\_\_

Fabric: \_\_\_\_\_

Runners: \_\_\_\_\_

City of San Diego  
Rubber Polymer Modified Slurry  
**Contractor's Daily Quality Control Inspection Report**

Project Conditions

Crack Fill: \_\_\_\_\_

Asphalt Deficiencies: \_\_\_\_\_

Cleanliness: \_\_\_\_\_

Impediments/Other: \_\_\_\_\_

Communication to Client/ Resident Engineer

Crack Fill: \_\_\_\_\_

Asphalt Deficiencies: \_\_\_\_\_

Cleanliness: \_\_\_\_\_

Impediments/Other: \_\_\_\_\_

Test Lab

Tech: \_\_\_\_\_ Time on Site: \_\_\_\_\_

Notes

\_\_\_\_\_  
\_\_\_\_\_  
\_\_\_\_\_

QCP Administrator Signature:

Date Signed:

\_\_\_\_\_

\_\_\_\_\_

**APPENDIX H**  
**MONTHLY DRINKING WATER DISCHARGE MONITORING FORM**

# DRINKING WATER DISCHARGE MONITORING FORM

(Use for All Discharges to the Storm Drain)

All discharge activities related to this project comply with the State Water Resources Control Board ORDER WQ 2014-0194-DWQ, STATEWIDE GENERAL NPDES PERMIT FOR DRINKING WATER SYSTEMS DISCHARGES as referenced by ([http://www.waterboards.ca.gov/water\\_issues/programs/npdes/docs/drinkingwater/final\\_statewide\\_wqo2014\\_0194\\_dwq.pdf](http://www.waterboards.ca.gov/water_issues/programs/npdes/docs/drinkingwater/final_statewide_wqo2014_0194_dwq.pdf)), and as follows:

<b>Project Name:</b>		<b>WBS No.:</b>		<b>Watershed No.</b>	
<b>Qualified Person Conducting Tests:</b>		<b>signature</b>			

BMPs MUST BE IN PLACE PRIOR TO ANY SCHEDULED DISCHARGE

By signing, I certify that all of the statements and conditions for drinking water discharge events are correct.

Event #1												
Discharge Location <sup>1</sup>	Category <sup>2</sup> (Select one)	Notification <sup>3</sup> (Select all that apply)	BMPs in Place <sup>4</sup> (Select all that apply)	Volume <sup>5</sup> (gal)	Sampling <sup>6</sup> (take samples at 10 mins, 50-60 mins & last 10 mins)				Exceedence <sup>7</sup>			Notes Report exceedence to RE & complete page 2 of 2
					Measure	Unit	Time	Result	Limit	No	Yes	
<b>Inlet Location</b>  <b>Start</b>  <b>Date:</b> <b>Time:</b>  <b>End</b>  <b>Date:</b> <b>Time:</b>	<b>Superchlorinated</b> <small>(Chlorine added for disinfection)</small>	<b>TSW</b> <small>(All Categories)</small>	<b>Sweep flow path</b> <small>(gutter, street, etc.)</small>	<b>Total</b>	<b>Chlorine</b>	mg/L			0.1 mg/L= Exceedence			
	<b>Large Volume</b> <small>(≥ 325,850 gal)</small>	<b>PUD</b> <small>(All Categories)</small>	<b>Dechlorination</b> <small>(diffusers, chemicals, etc.)</small>				<b>Reused</b> <small>(if any)</small>					
	<b>Well Dev/Rehab</b> <small>(Not Typical)</small>	<b>Water Board</b> <small>(Large Volume Only)</small>	<b>Inlet Protection</b>		<b>Turbidity</b>	NTU			20 NTU= Exceedence 225 NTU= Exceedence for Ocean			
	<b>Small Volume/Other</b> <small>(No Sampling Required)</small>	<b>County</b> <small>(≥100,000 gal &amp; within ¼ mile of ocean/bay; or if enters the County's MS4)</small>	<b>Erosion Controls</b>									
			<b>Sediment Controls</b>		<b>pH</b>	Unit			Range 6.5 to 8.5			

Event #2												
Discharge Location <sup>1</sup>	Category <sup>2</sup> (Select one)	Notification <sup>3</sup> (Select all that apply)	BMPs in Place <sup>4</sup> (Select all that apply)	Volume <sup>5</sup> (gal)	Sampling <sup>6</sup> (take samples at 10 mins, 50-60 mins & last 10 mins)				Exceedence <sup>7</sup>			Notes Report exceedence to RE & complete page 2 of 2
					Measure	Unit	Time	Result	Limit	No	Yes	
<b>Inlet Location</b>  <b>Start</b>  <b>Date:</b> <b>Time:</b>  <b>End</b>  <b>Date:</b> <b>Time:</b>	<b>Superchlorinated</b> <small>(Chlorine added for disinfection)</small>	<b>TSW</b> <small>(All Categories)</small>	<b>Sweep flow path</b> <small>(gutter, street, etc.)</small>	<b>Total</b>	<b>Chlorine</b>	mg/L			0.1 mg/L= Exceedence			
	<b>Large Volume</b> <small>(≥ 325,850 gal)</small>	<b>PUD</b> <small>(All Categories)</small>	<b>Dechlorination</b> <small>(diffusers, chemicals, etc.)</small>				<b>Reused</b> <small>(if any)</small>					
	<b>Well Dev/Rehab</b> <small>(Not Typical)</small>	<b>Water Board</b> <small>(Large Volume Only)</small>	<b>Inlet Protection</b>		<b>Turbidity</b>	NTU			20 NTU= Exceedence 225 NTU= Exceedence for Ocean			
	<b>Small Volume/Other</b> <small>(No Sampling Required)</small>	<b>County</b> <small>(≥100,000 gal &amp; within ¼ mile of ocean/bay; or if enters the County's MS4)</small>	<b>Erosion Controls</b>									
			<b>Sediment Controls</b>		<b>pH</b>	Unit			Range 6.5 to 8.5			

Instructional Notes found on the Page 2 of 2

Submit completed Form to RE

## Receiving Water Monitoring

(Complete only if limits exceed on Page 1 of 2)

<b>Event #1</b>	
1) Go to the location where the discharge enters the receiving water.	
<input type="checkbox"/> Accessible <input type="checkbox"/> Unable to Determine <input type="checkbox"/> No Safe Access	
2) If accessible, take photos and complete the visual monitoring below. If unable to determine, stop here. If no safe access, stop here.	
3) Visual Monitoring: Is the discharge into the receiving water...	
...causing erosion	<input type="checkbox"/> Yes <input type="checkbox"/> No
...carrying floating or suspended matter	<input type="checkbox"/> Yes <input type="checkbox"/> No
...causing discoloration	<input type="checkbox"/> Yes <input type="checkbox"/> No
...causing and impact to the aquatic life present	<input type="checkbox"/> Yes <input type="checkbox"/> No
...observed with visible film	<input type="checkbox"/> Yes <input type="checkbox"/> No
...observed with an sheen or coating	<input type="checkbox"/> Yes <input type="checkbox"/> No
...causing potential nuisance conditions	<input type="checkbox"/> Yes <input type="checkbox"/> No
3) If all answers are NO, stop here.	
<b>4) If any answers are YES, Notify the RE immediately for further action</b>	

<b>Event #2</b>	
1) Go to the location where the discharge enters the receiving water.	
<input type="checkbox"/> Accessible <input type="checkbox"/> Unable to Determine <input type="checkbox"/> No Safe Access	
2) If accessible, take photos and complete the visual monitoring below. If unable to determine, stop here. If no safe access, stop here.	
3) Visual Monitoring: Is the discharge into the receiving water...	
...causing erosion	<input type="checkbox"/> Yes <input type="checkbox"/> No
...carrying floating or suspended matter	<input type="checkbox"/> Yes <input type="checkbox"/> No
...causing discoloration	<input type="checkbox"/> Yes <input type="checkbox"/> No
...causing and impact to the aquatic life present	<input type="checkbox"/> Yes <input type="checkbox"/> No
...observed with visible film	<input type="checkbox"/> Yes <input type="checkbox"/> No
...observed with an sheen or coating	<input type="checkbox"/> Yes <input type="checkbox"/> No
...causing potential nuisance conditions	<input type="checkbox"/> Yes <input type="checkbox"/> No
3) If all answers are NO, stop here.	
<b>4) If any answers are YES, Notify the RE immediately for further action</b>	

## Instructional Notes

- 1) Log the location of the inlet or discharge point. For example: Albatross St & 5th Av. Log the start date and time and the end date and time of the discharge.
- 2) Log the discharge category. "Superchlorinated" are discharges where additional chlorine is added in order to adequately disinfect and sanitize drinking water system facilities. This does NOT include potable water containing residual chlorine from the water treatment process. "Large Volume" discharges are greater than 325,850 gallons of total volume for one event. "Well Dev/Rehab" are discharges of potable ground water from a well. This is not typical. If none of these categories apply, then select "Small Volume/Other."
- 3) Notifications of the location, date, time, category, and estimated volume of discharge must be made to the contacts and per the requirements below:

Contact	When to Notify	Email
TSW	3 days prior to all discharges	<a href="mailto:SWPPP@SanDiego.gov">SWPPP@SanDiego.gov</a>
PUD	3 days prior to all discharges	<a href="mailto:CompReports@SanDiego.gov">CompReports@SanDiego.gov</a> <a href="mailto:Rdavenport@SanDiego.gov">Rdavenport@SanDiego.gov</a>
San Diego Water Board	3 days prior to Large Volume discharges	<a href="mailto:SanDiego@WaterBoards.ca.gov">SanDiego@WaterBoards.ca.gov</a> <a href="mailto:Ben.Neill@WaterBoards.ca.gov">Ben.Neill@WaterBoards.ca.gov</a>
County of San Diego	3 days prior if 100,000 gal and within 1/4 mile of ocean/bay	DEH: <a href="mailto:Joseph.Palmer@SDCounty.ca.gov">Joseph.Palmer@SDCounty.ca.gov</a> <a href="mailto:Dominique.Edwards@SDCounty.ca.gov">Dominique.Edwards@SDCounty.ca.gov</a>
	3 days prior if enter county MS4 or unincorporated County	WPP: <a href="mailto:Nicholas.DeValle@SDCounty.ca.gov">Nicholas.DeValle@SDCounty.ca.gov</a> <a href="mailto:LUEG.Watersheds@sdcounty.ca.gov">LUEG.Watersheds@sdcounty.ca.gov</a>

- 4) At a minimum, sweep gutters prior to starting discharge and use dechlorination BMPs. The contractor and RE must monitor and determine if BMPs need to be removed or modified. For example if inlet protection is causing flooding at a storm drain inlet, contractor may elect to remove BMPs. Document any modification to BMPs in the notes
- 5) Total volume must be logged for all discharges. If discharge water is reused for other purposes such as watering a golf course, log that volume under "Reused"
- 6) Sampling is required for categories per the following table:

Category	Measure	Sample Frequency
Superchlorinated	Chlorine, Turbidity, pH	first 10 min, 50-60 min, last 10 min
Large Volume	Chlorine Turbidity	first 10 min, 50-60 min, last 10 min
Well Dev/Rehab	Chlorine Turbidity	first 10 min, 50-60 min, last 10 min
Small Volume/Other	None required	N/A

- 7) Effluent limitations must be monitored not to exceed per the following table:

Measure	Method	Limit
Chlorine	Field Measure	0.10 mg/L-Cl
Turbidity	Visual Estimate	20 NTU for inland waters
		225 NTU for ocean 100 NTU for wells
pH	Field Measure	6.5 - 8.5

**APPENDIX I**  
**CONTRACTOR NOTES**

### CONTRACTOR'S NOTES

1. CONTRACTOR TO EXCAVATE AROUND WATER METER BOX (CITY PROPERTY SIDE) TO DETERMINE IN ADVANCE, THE EXACT SIZE OF EACH SERVICE BEFORE TAPPING MAIN.
2. CITY FORCES, WHERE CALLED OUT SHALL MAKE PERMANENT CUTS & PLUGS, CONNECTIONS, ETC. EXISTING MAINS SHALL BE KEPT IN SERVICE IN LIEU OF HIGH-LINING, AS STATED IN APPENDIX P.
3. STORM DRAIN INLETS ARE TO REMAIN FUNCTIONAL/OPERATIONAL AT ALL TIMES DURING CONSTRUCTION.
4. CONTRACTOR SHALL NOTIFY THE RESIDENT ENGINEER IMMEDIATELY IF A ONE FOOT VERTICAL SEPARATION (FROM OUTSIDE PIPE WALL TO OUTSIDE PIPE WALL) BETWEEN SEWER AND WATER MAINS CANNOT BE MAINTAINED.
5. CONTRACTOR SHALL NOTIFY THE RESIDENT ENGINEER IMMEDIATELY IF A 6-INCH VERTICAL SEPARATION (FROM OUTSIDE PIPE WALL TO OUTSIDE PIPE WALL) BETWEEN UTILITIES OTHER THAN SEWER AND WATER MAINS CANNOT BE MAINTAINED.
6. CONTRACTOR TO MAINTAIN A MINIMUM 3' OF COVER OVER TOP OF WATER MAIN.
7. IF ADDITIVE ALTERNATE "A" IS AWARDED, CONTRACTOR SHALL FURNISH MATERIALS, INSTALL, MAINTAIN AND DISMANTLE HI-LINE PER SPECIFICATION SECTION 900-1.1.5.
8. CONTRACTOR SHALL RESTORE ALL TRENCHES ON THE PAVEMENT WORKED BY CITY FORCES AFTER FINAL CONNECTION.
9. CONTRACTOR SHALL PROVIDE A MINIMUM 1-FOOT COVER OR A MINIMUM 6-INCH SAND CUSHION WITH 1-INCH NEOPRENE PAD FOR ALL CROSSINGS WHERE VERTICAL CLEARANCE BETWEEN CROSSINGS IS 1-FOOT OR LESS.
10. POTHOLE ALL UTILITIES THAT CROSS PROPOSED WATER MAIN BEFORE TRENCHING.
11. EXISTING UTILITY CROSSING AS SHOWN ON THE PLANS ARE APPROXIMATE AND ARE NOT EXACT.
12. FOR COORDINATION OF THE SHUTDOWN OF MAINS, PLEASE CONTACT THE FOLLOWING:  
TRANSMISSION MAINS (16 INCHES AND LARGER) -JESUS RAMOS (619-527-7438)  
DISTRIBUTION MAINS (LESS THAN 16 INCHES)-FREDDY PORTER (619-527-7539)  
WATER FACILITIES-WILSON LAU (619-527-7624)
13. THE CONTRACTOR SHALL BE RESPONSIBLE FOR SURVEY MONUMENTS AND/OR VERTICAL CONTROL BENCHMARKS WHICH ARE DISTURBED OR DESTROYED BY CONSTRUCTION. A LICENSED LAND SURVEYOR OR LICENSED CIVIL ENGINEER AUTHORIZED TO PRACTICE LAND SURVEYING IN THE STATE OF CALIFORNIA SHALL FIELD LOCATE, REFERENCE, AND/OR PRESERVE ALL HISTORICAL OR CONTROLLING MONUMENTS PRIOR ANY EARTHWORK, DEMOLITION OR SURFACE IMPROVEMENTS. IF DESTROYED, A LICENSED LAND SURVEYOR SHALL REPLACE SUCH



MONUMENT(S) WITH APPROPRIATE MONUMENTS. WHEN SETTING SURVEY MONUMENTS USED FOR RE-ESTABLISHMENT OF THE DISTURBED CONTROLLING SURVEY MONUMENTS AS REQUIRED BY SECTIONS 6730.2 AND 8771 OF THE BUSINESS AND PROFESSIONS CODE OF THE STATE OF CALIFORNIA. A CORNER RECORD OR RECORD OF SURVEY, AS APPROPRIATE, SHALL BE FILLED WITH THE COUNTY SURVEYOR. IF ANY VERTICAL CONTROL IS TO BE DISTURBED OR DESTROYED, THE CITY OF SAN DIEGO FIELD SURVEY SECTION SHALL BE NOTIFIED IN WRITING AT LEAST 7 DAYS PRIOR TO CONSTRUCTION. THE CONTRACTOR SHALL BE RESPONSIBLE FOR THE COST OF REPLACING AND VERTICAL CONTROL BENCHMARKS DESTROYED BY THE CONSTRUCTION.

14. CONSTRUCTION STORM WATER PROTECTION NOTES

1. TOTAL SITE DISTURBANCE AREA (ACRES) HYDROLOGIC UNIT/ WATERSHED HYDROLOGIC SUBAREA NAME & NO.

Sites:	Hydrologic unit/ watershed	Hydrologic Subarea Name/No.	Area(Acres)	Area SQFT	size	length
1	Pueblo San Diego/San Diego Bay	Lindbergh/908.21	0.000	0	0	0
2	Pueblo San Diego /San Diego Bay	Lindbergh/908.22	0.090	3915	8	1305
3	Penasquitos/ Mission Bay	Miramar Reservoir/906.10	0.009	390	12	130
4	san Diego/San Diego River	Mission San Diego/907.11	0.008	360	8	120
5	san Diego/San Diego River	Mission San Diego/907.11	0.152	6600	12	2200
6	Penasquitos/ Mission Bay	Miramar /906.40	0.062	2700	8	900
7	Penasquitos/ Mission Bay	Miramar /906.40	0.062	2700	8	900
8	san Diego/San Diego River	Mission San Diego/907.11	0.004	180	12	60
9	Penasquitos/ Mission Bay	Miramar /906.40	0.152	6630	8	2210
10	Penasquitos/ Mission Bay	Miramar /906.40	0.021	900	8	300
11	san Diego/San Diego River	Mission San Diego/907.11	0.006	240	12	80
12	san Diego Mesa /San Diego Bay	Chollas/908.22	0.001	30	8	10
13	san Diego Mesa /San Diego Bay	Chollas/908.22	0.071	3090	12	1030
		TOTAL	0.657	28635		9545

2. THE CONTRACTOR SHALL COMPLY WITH THE REQUIREMENTS OF THE

WPCP

THE PROJECT IS SUBJECT TO MUNICIPAL STORM WATER PERMIT NO. R9-2013-0001 AS AMENDED BY R9-2015-0001 AND R9-2015-0100

SWPPP

THE PROJECT IS SUBJECT TO MUNICIPAL STORM WATER PERMIT NO. R9-2013-0001 AS AMENDED BY R9-2015-0001 AND R9-2015-0100 AND CONSTRUCTION GENERAL PERMIT ORDER 2009-0009-DWQ AS AMENDED BY ORDER 2010-0014-DWQ AND 2012-0006-DWQ

TRADITIONAL: RISK LEVEL 1  2  3

LUP: RISK TYPE 1  2  3

CONSTRUCTION SITE PRIORITY

ASBS  HIGH  MEDIUM  LOW

15. ALL ADVANCE METERING INFRASTRUCTURE (AMI) DEVICES ATTACHED TO THE WATER METER OR LOCATED IN OR NEAR WATER METER BOXES, COFFINS, OR VAULTS SHALL BE PROTECTED AT ALL TIMES IN ACCORDANCE WITH THE CONTRACT DOCUMENTS.
16. CONTRACTOR SHALL COMPLETE SEGMENTS OF CAST IRON MAINS. THIS WORK WILL INCLUDE THE TEE IF IT IS DETERMINED TO BE A CAST IRON TEE.
17. NOTIFY SDG&E AT LEAST 10 WORKING DAYS PRIOR TO EXCAVATION WITHIN 10' OF SDG&E UNDERGROUND HIGH VOLTAGE TRANSMISSION POWER LINES. (I.E., 69 KV & HIGHER)
18. USE EXTREME CAUTION WHEN WORKING DUE TO LOW OVERHEAD UTILITY LINES.

**APPENDIX J**  
**CONSTRUCTION STANDARDS**

## CONSTRUCTION STANDARDS

<u>STANDARD DRAWINGS</u>	<u>IMPROVEMENTS</u>
SDG-107, SDG-108, FOR TRENCH RESURFACING, FOR ASPHALT CONCRETE SURFACED STREETS	TRENCH RESURFACING
M-13, M-10A, M-10B, M-10C	SURVEY MONUMENT
SDM-105, SDW-110, SDW-151, SDW-161	WATER MAIN & APPURTENANCES
SDW-109, SDW-152, SDW-153, WV-05	VALVES WITH CAPS AND WELLS
SDM-105, SDW-109, SDW-118, SDW-152, SDW-153	FIRE SERVICE CONNECTION & ASSEMBLY
SDM-105, SDW-107, SDW-134, SDW-135, SDW-136, SDW-137, SDW-138, SDW-149, SDW-150, WS-03	1" WATER SERVICE UNLESS OTHERWISE SPECIFIED
SDM-105, SDW-109, SDW-118, SDW-152,	FIRE SERVICE CONNECTION & ASSEMBLY
WP-03	CUTTING AND PLUGGING ABANDONED WATER MAIN
SDM-105, SDW-106, SDW-143, SDW-144, SDW-145, SDW-146, WB-05,	BLOW-OFF ASSEMBLY

**APPENDIX K**  
**VICINITY MAP**

The City of  
**SAN DIEGO** Public Utilities

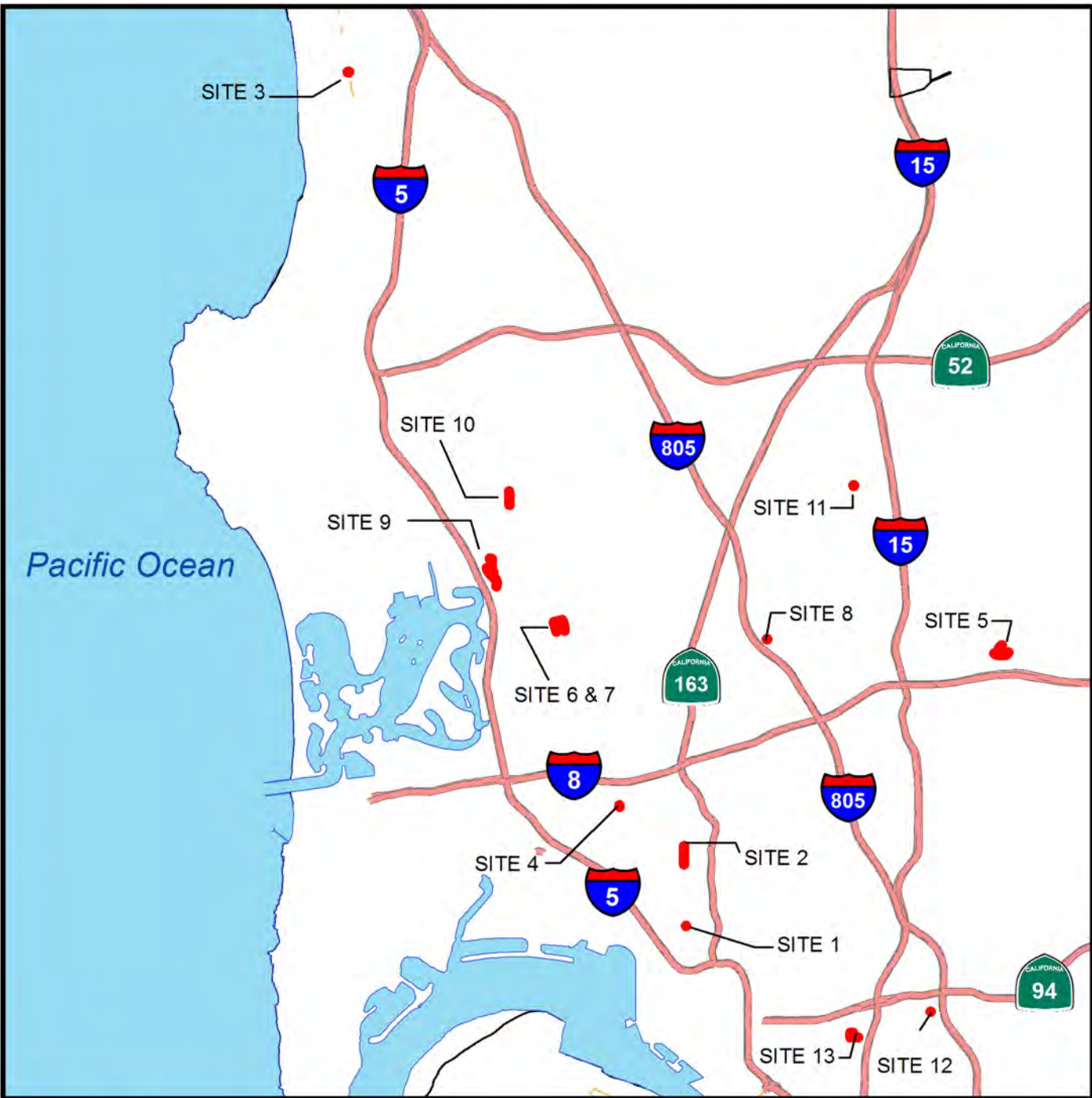
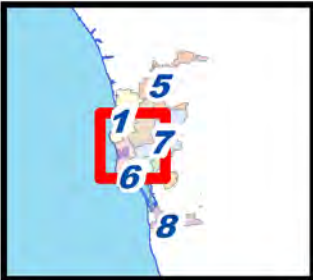
**WATER GROUP 970 CI**

SENIOR ENGINEER  
JANICE JARO  
619-533-3851


PROJECT MANAGER  
JOSHUA ADELMAN  
619-533-4656

PROJECT ENGINEER  
JING DEBELISO  
619-533-5286

FOR QUESTIONS ABOUT THIS PROJECT  
Call: 619-533-4207  
Email: [engineering@san Diego.gov](mailto:engineering@san Diego.gov)



**Legend**

 Water Group 970 CI

**VICINITY MAP**  
**NOT TO SCALE**



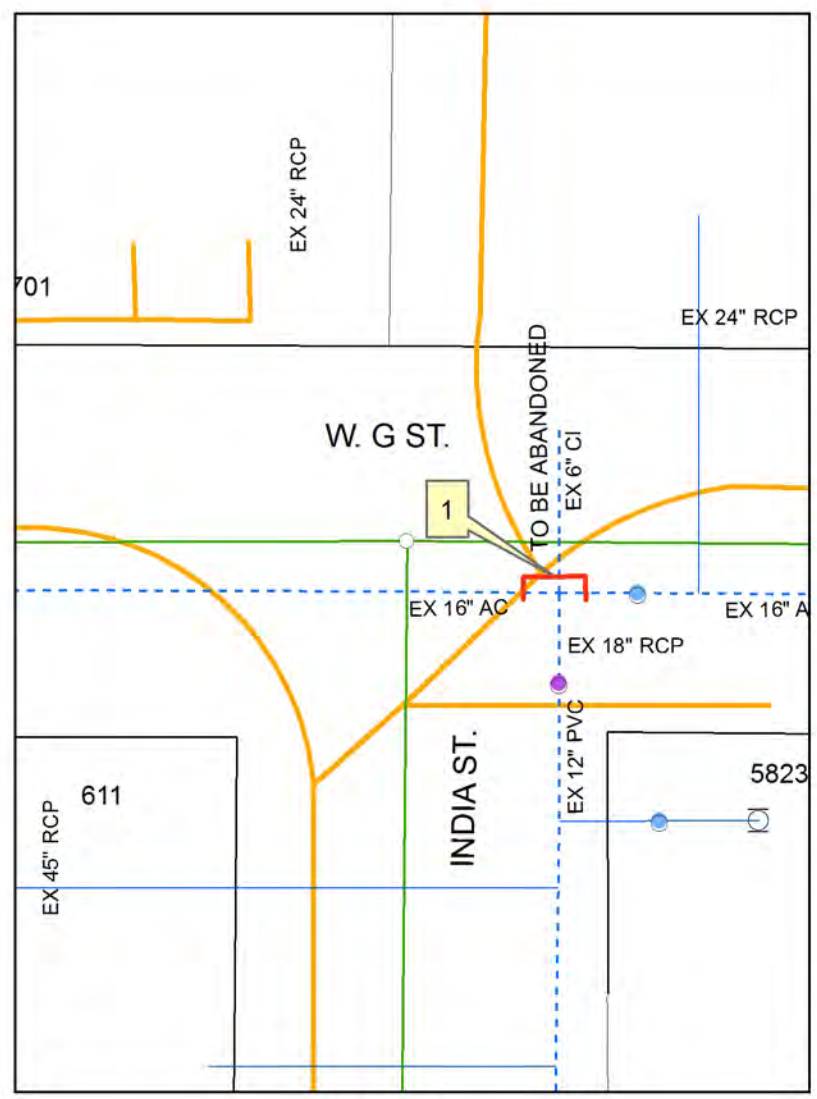
THIS MAP/DATA IS PROVIDED WITHOUT WARRANTY OF ANY KIND, EITHER EXPRESS OR IMPLIED, INCLUDING, BUT NOT LIMITED TO, THE IMPLIED WARRANTIES OR MERCHANTABILITY AND FITNESS FOR A PARTICULAR PURPOSE. Note: This product may contain information reproduced with permission granted by RAND McNALLY & COMPANY® to SanGIS. This map is copyrighted by RAND McNALLY & COMPANY®. It is unlawful to copy or reproduce all or any part thereof, whether for personal use or resale, without the prior, written permission of RAND McNALLY & COMPANY.

**APPENDIX L**

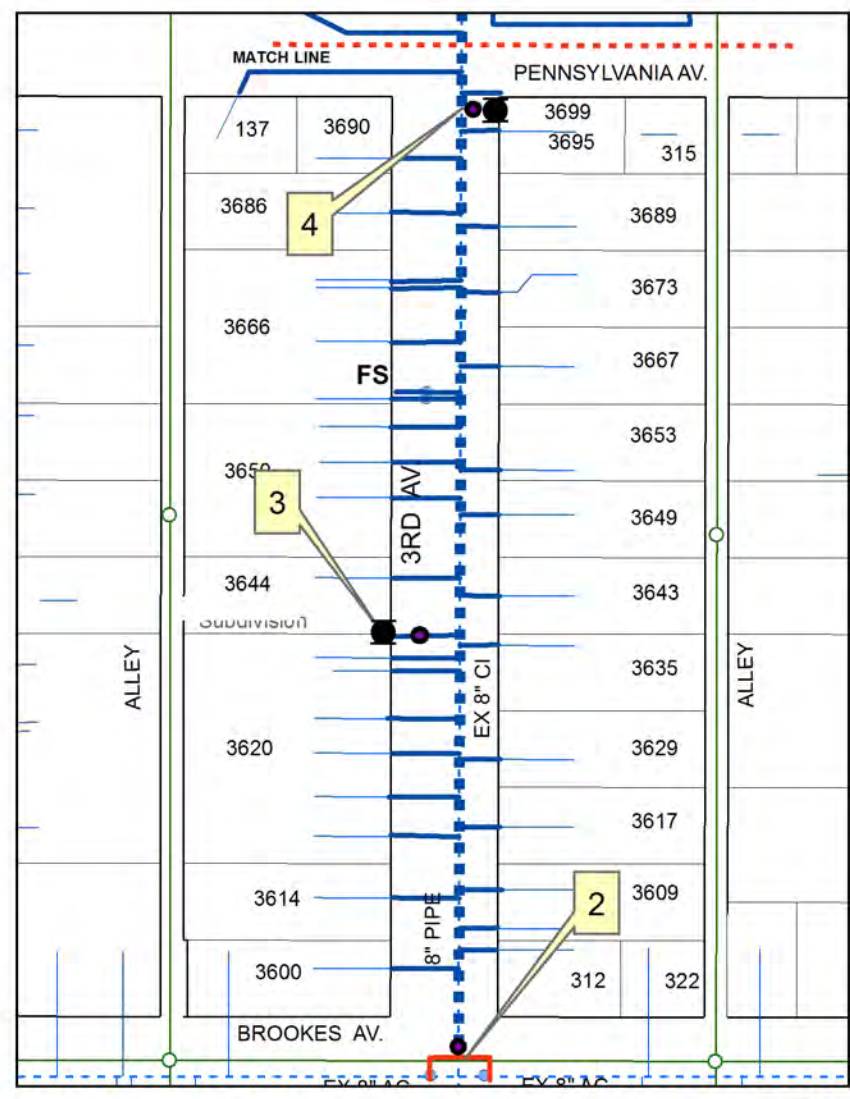
**SITE MAPS**

THIS MAP/DATA IS PROVIDED WITHOUT WARRANTY OF ANY KIND, EITHER EXPRESS OR IMPLIED, INCLUDING, BUT NOT LIMITED TO, THE IMPLIED WARRANTIES OR MERCHANTABILITY AND FITNESS FOR A PARTICULAR PURPOSE. Note: This product may contain information reproduced with permission from the SANDAG Regional Information System which cannot be reproduced without the written permission of SANDAG. This product may contain information reproduced with permission from the SANDAG Regional Information System which cannot be reproduced without the written permission of SANDAG. It is unlawful to copy or reproduce all or any part thereof, whether for personal use or resale, without the prior, written permission of RAND McNALLY & COMPANY.

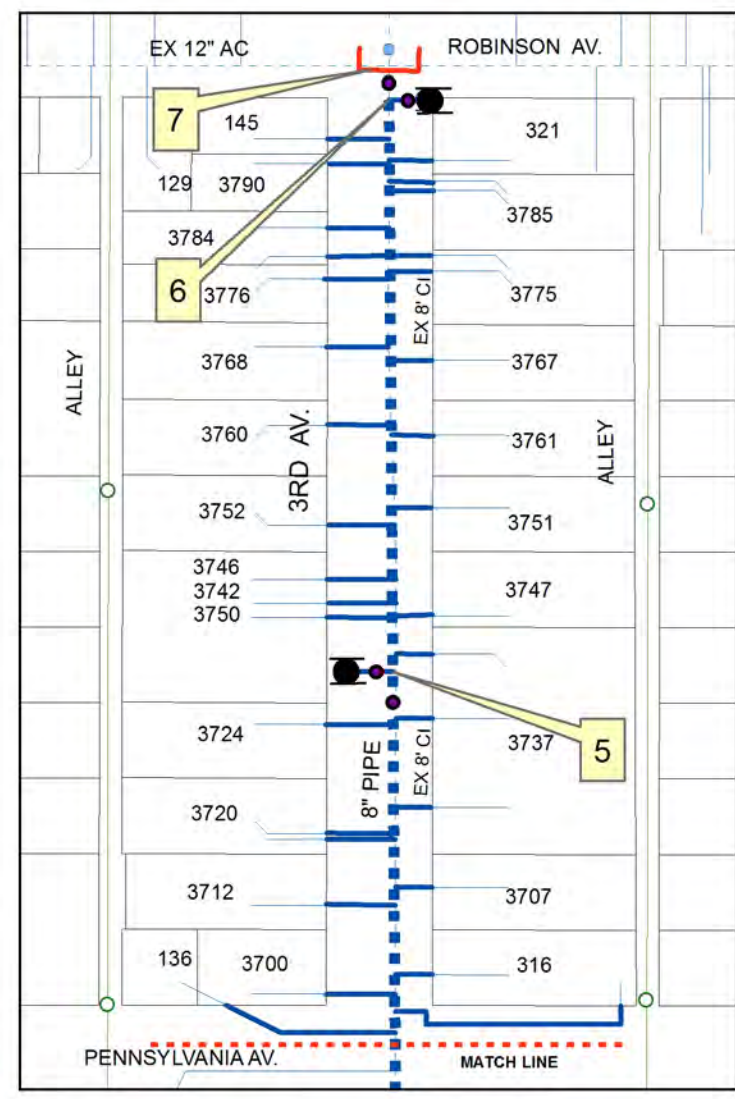
- |   |   |   |  |   |   |   |
|---|---|---|--|---|---|---|
| <b>1</b> BY CITY FORCES<br>AHD OF CONTRACTOR      | <b>2</b> BY CITY FORCES<br>AHD OF CONTRACTOR                                    | <b>3</b> BY CONTRACTOR<br>FURNISH AND INSTALL           | <b>4</b> BY CONTRACTOR<br>FURNISH AND INSTALL            | <b>5</b> BY CONTRACTOR<br>FURNISH AND INSTALL           | <b>6</b> BY CONTRACTOR<br>FURNISH AND INSTALL           | <b>7</b> BY CITY FORCES<br>AHD OF CONTRACTOR                                    |
| CUT AND PERMANENTLY PLUG:<br>ABANDON EX 6" CI WTR | CUT AND PLUG:<br>EX 8" CI WTR,<br>RECONNECT AFTER NEW<br>MAIN HAS BEEN ACCEPTED | 1 - 8" X 6" TEE (MJ,MJ, F)<br>1 - 6" FH ASSY AND MARKER | 1 - 8" X 6" TEE (MJ, MJ, F)<br>1 - 6" FH ASSY AND MARKER | 1 - 8" X 6" TEE (MJ,MJ, F)<br>1 - 6" FH ASSY AND MARKER | 1 - 8" X 6" TEE (MJ,MJ, F)<br>1 - 6" FH ASSY AND MARKER | CUT AND PLUG:<br>EX 8" CI WTR,<br>RECONNECT AFTER NEW<br>MAIN HAS BEEN ACCEPTED |



**SITE 1**



**SITE 2**



**REFERENCE:**  
 WATER: 18322-D, 25406-7-D, 20548-11-D  
 SEWER: 15166-2-D, 22336-2-D, 25406-7-D  
 STORM DRAIN: 19865-11-D, 19209-2-D  
 100' SCALE/FIELD BOOK: J19S  
 THOMAS BROS.: 1388J3, 1269A6  
 HGL: 231, 536

**RETIREMENTS:**  
 6" - CI - 21' - 1986  
 8" - CI - 1302' - 1982  
 FH (2-PORT) - 3  
 1" SERVICE - 65 - 1954

**Legend**

- |                        |                          |                       |
|------------------------|--------------------------|-----------------------|
| Proposed Water Main    | Existing Sewer Main      | Proposed Fire Hydrant |
| Proposed Water Service | Existing Sewer Lateral   | Existing Fire Hydrant |
| Existing Water Main    | Existing Storm Drain     | Vault                 |
| Existing Water Service | Existing Gate Valve      | Storm Drain Inlet     |
| Reducer                | Existing Butterfly Valve | Blowoff Assy          |
|                        | Proposed Gate Valve      |                       |

- |                    |                        |
|--------------------|------------------------|
| Water Note Callout | Existing Sewer Manhole |
| Cut & Plug         |                        |
| Match line         |                        |

**WATER GROUP 970 CI**  
**W. G ST., INDIA ST.**  
**3RD AVE., W. PENNSYLVANIA**



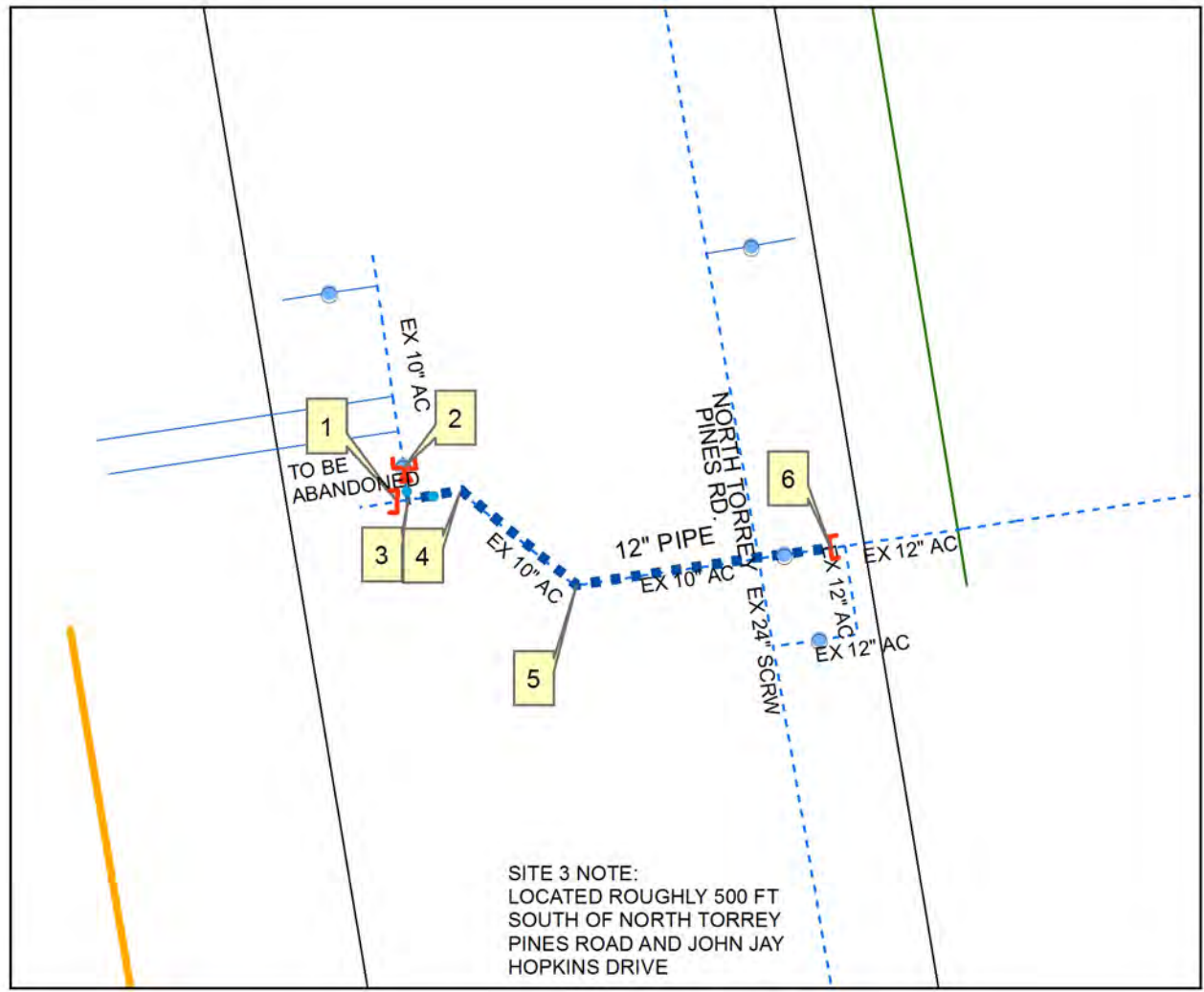
**WBS#**  
B-18075

**MAP - 1**  
**SITE NO.**  
1 & 2 of 13



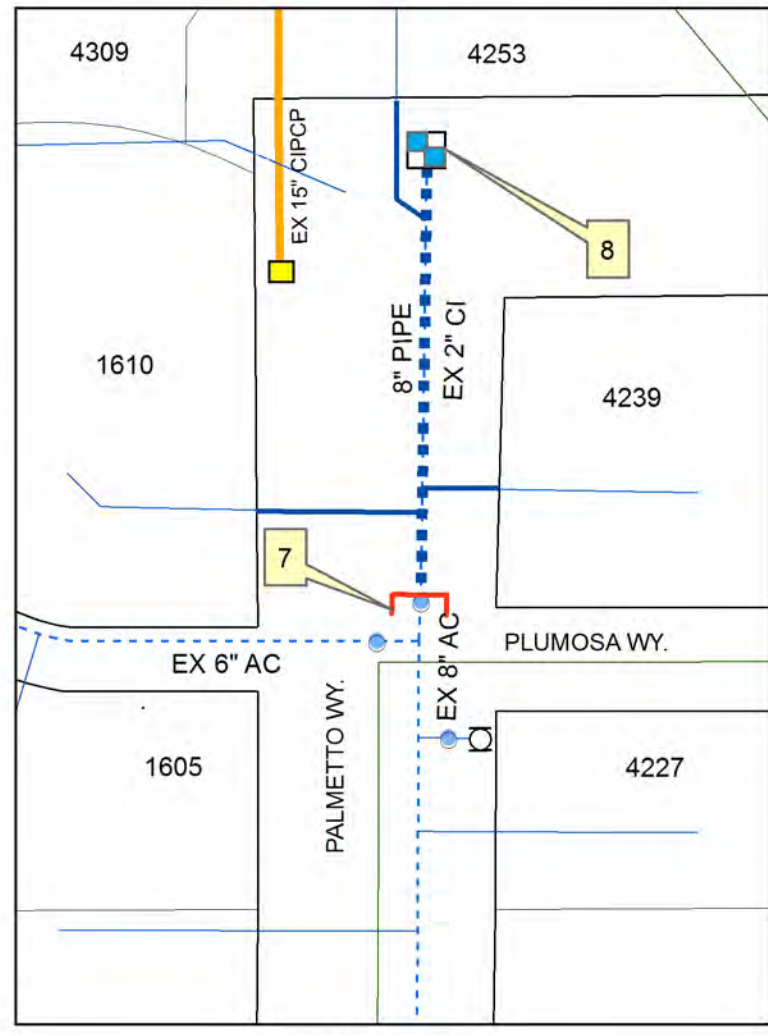
AND FITNESS FOR A PARTICULAR PURPOSE. Note: This product may contain information from the SANDAG Regional Information System which cannot be reproduced without the written permission of SANDAG. This product may contain information reproduced with permission granted by RAND McNALLY & COMPANY® to SANDAG. This map is copyrighted by RAND McNALLY & COMPANY®. It is unlawful to copy or reproduce all or any part thereof, whether for personal use or resale, without the prior, written permission of RAND McNALLY & COMPANY.

- |  |  |   |   |   |   |   |  |
|--|--|---|---|---|---|---|--|
| <b>1</b> BY CITY FORCES<br>AHD OF CONTRACTOR<br>1 - 10" END CAP<br>CUT & PERMANENTLY PLUG<br>EX 10" AC WTR | <b>2</b> BY CITY FORCES<br>AHD OF CONTRACTOR<br>CUT AND PLUG:<br>EX 10" AC WTR,<br>RECONNECT AFTER NEW<br>MAIN HAS BEEN ACCEPTED | <b>3</b> BY CONTRACTOR<br>FURNISH AND INSTALL<br>1 - 12" - 90 DEGREE BEND<br>1 - 12" GV (F,M,J) AHD, LT<br>1 - 12" X 10" REDUCER (F,M,J) LT | <b>4</b> BY CONTRACTOR<br>FURNISH AND INSTALL<br>1 - 12" 45 DEGREE BEND | <b>5</b> BY CONTRACTOR<br>FURNISH AND INSTALL<br>1 - 12" 45 DEGREE BEND | <b>6</b> BY CITY FORCES<br>AHD OF CONTRACTOR<br>CUT AND PLUG:<br>EX 12" AC WTR<br>RECONNECT AFTER NEW<br>MAIN HAS BEEN ACCEPTED | <b>7</b> BY CITY FORCES<br>AHD OF CONTRACTOR<br>CUT AND PLUG:<br>EX 2" CI WTR,<br>RECONNECT AFTER NEW<br>MAIN HAS BEEN ACCEPTED | <b>8</b> BY CONTRACTOR<br>FURNISH AND INSTALL<br>1 - 2" BLOWOFF ASSY |
|--|--|---|---|---|---|---|--|



**SITE 3 NOTE:**  
 LOCATED ROUGHLY 500 FT  
 SOUTH OF NORTH TORREY  
 PINES ROAD AND JOHN JAY  
 HOPKINS DRIVE

**SITE 3**



**SITE 4**

**REFERENCE:**  
 WATER: 26527-11-D, 8354-W,  
 15872-9-D, 10337-2-D  
 SEWER: 9272-D, 25540-7-D,  
 13686-6-D, 13686-9-D  
 STORM DRAIN: 10091-D, 1107-L  
 100' SCALE/FIELD BOOK: C05S, F18S  
 THOMAS BROS.: 1207J6, 1268H5  
 HGL: 610, 536

**RETIREMENTS:**  
 4" - AC - 124' - 1951  
 10" - AC - 112' - 1977  
 2" - CI - 119' 1962  
 1" SERVICE - 3 - 1962

**Legend**

- |  |   |  |   |
|--|---|--|---|
| <ul style="list-style-type: none"> <li><span style="color: blue;">- - - -</span> Proposed Water Main</li> <li><span style="color: blue;">—</span> Proposed Water Service</li> <li><span style="color: blue;">- - - -</span> Existing Water Main</li> <li><span style="color: blue;">—</span> Existing Water Service</li> <li><span style="color: red;">▶</span> Reducer</li> </ul> | <ul style="list-style-type: none"> <li><span style="color: green;">—</span> Existing Sewer Main</li> <li><span style="color: green;">—</span> Existing Sewer Lateral</li> <li><span style="color: orange;">—</span> Existing Storm Drain</li> <li><span style="color: blue;">●</span> Existing Gate Valve</li> <li><span style="color: purple;">●</span> Proposed Gate Valve</li> </ul> | <ul style="list-style-type: none"> <li><span style="color: black;">●</span> Proposed Fire Hydrant</li> <li><span style="color: black;">○</span> Existing Fire Hydrant</li> <li><span style="border: 1px solid black; width: 10px; height: 10px; display: inline-block;"></span> Vault</li> <li><span style="background-color: yellow; width: 10px; height: 10px; display: inline-block;"></span> Storm Drain Inlet</li> <li><span style="background-color: lightblue; width: 10px; height: 10px; display: inline-block;"></span> Blowoff Assy</li> </ul> | <ul style="list-style-type: none"> <li><span style="border: 1px solid black; width: 10px; height: 10px; display: inline-block;"></span> Existing Sewer Manhole</li> <li><span style="border: 1px solid black; width: 10px; height: 10px; display: inline-block;"></span> Water Note Callout</li> <li><span style="border: 1px solid red; width: 10px; height: 10px; display: inline-block;"></span> Cut &amp; Plug</li> <li><span style="color: purple;">●</span> Existing Butterfly Valve</li> </ul> |
|--|---|--|---|

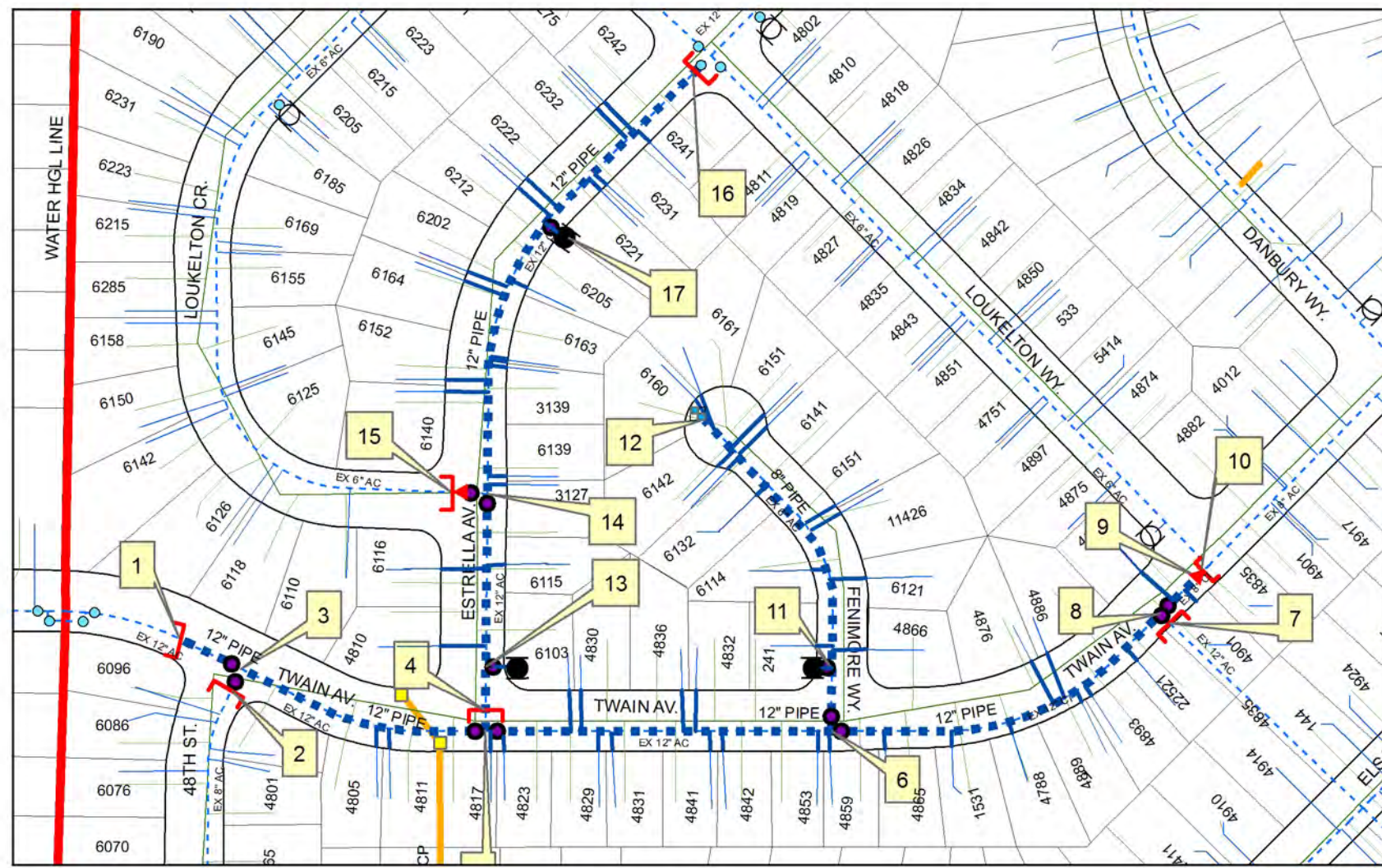


**WATER GROUP 970 CI**  
**NORTH TORREY PINES RD.,**  
**JOHN JAY HOPKINS DR.**  
**PALMETTO WY AND HUNTER ST**

 NOT TO SCALE	<b>WBS#</b> B-18075	<b>MAP - 2</b> <b>SITE NO.</b> 3 & 4 of 13
------------------	------------------------	--

THIS MAP/DATA IS PROVIDED WITHOUT WARRANTY OF ANY KIND, EITHER EXPRESS OR IMPLIED, INCLUDING, BUT NOT LIMITED TO, THE IMPLIED WARRANTIES OR MERCHANTABILITY AND FITNESS FOR A PARTICULAR PURPOSE. Note: This product may contain information reproduced with permission from the SANDAG Regional Information System which cannot be reproduced without the written permission of SANDAG. This product may contain information reproduced with permission granted by RAND McNALLY & COMPANY to SANDAG. This map is copyrighted by RAND McNALLY & COMPANY. It is unlawful to copy or reproduce all or any part thereof, whether for personal use or resale, without the prior, written permission of RAND McNALLY & COMPANY.

- |  |   |   |  |  |  |  |   |
|--|---|---|--|--|--|--|---|
| <p><b>1</b> BY CITY FORCES AHD OF CONTRACTOR</p> <p>CUT AND PLUG:<br/>EX 12" AC WTR<br/>RECONNECT AFTER NEW MAIN HAS BEEN ACCEPTED</p> | <p><b>2</b> BY CITY FORCES AHD OF CONTRACTOR</p> <p>CUT AND PLUG:<br/>EX 8" AC WTR<br/>RECONNECT AFTER NEW MAIN HAS BEEN ACCEPTED</p> | <p><b>3</b> BY CONTRACTOR FURNISH AND INSTALL</p> <p>1 - 12" X 8" TEE (F,MJ,F)<br/>1 - 12" GV (F,MJ) BK<br/>1 - 8" GV (F,MJ) RT</p> | <p><b>4</b> BY CITY FORCES AHD OF CONTRACTOR</p> <p>CUT AND PLUG:<br/>EX 12" AC WTR, LT<br/>RECONNECT AFTER NEW MAIN HAS BEEN ACCEPTED</p> | <p><b>5</b> BY CONTRACTOR FURNISH AND INSTALL</p> <p>1 - 12" X 12" TEE (MJ, F,F)<br/>2 - 12" GV (F,MJ) BK, AHD</p> | <p><b>6</b> BY CONTRACTOR FURNISH AND INSTALL</p> <p>1 - 12" X 8" TEE (MJ, F, F)<br/>1 - 12" GV (F,MJ) AHD<br/>1 - 8" GV (F,MJ) LT</p> | <p><b>7</b> BY CITY FORCES AHD OF CONTRACTOR</p> <p>CUT AND PLUG:<br/>EX 12" AC WTR<br/>RECONNECT AFTER NEW MAIN HAS BEEN ACCEPTED</p> | <p><b>8</b> BY CONTRACTOR FURNISH AND INSTALL</p> <p>1 - 12" X 12" TEE (F)<br/>2 - 12" GV (F, MJ) AHD, RT</p> |
|--|---|---|--|--|--|--|---|



**SITE 5**

- |  |   |   |
|--|---|---|
| <p><b>9</b> BY CONTRACTOR FURNISH AND INSTALL</p> <p>1 - 12" X 8" REDUCER, BK</p>  | <p><b>10</b> BY CITY FORCES AHD OF CONTRACTOR</p> <p>CUT AND PLUG:<br/>EX 8" CI WTR<br/>RECONNECT AFTER NEW MAIN HAS BEEN ACCEPTED</p>  | <p><b>11</b> BY CONTRACTOR FURNISH AND INSTALL</p> <p>1 - 8" X 6" TEE (MJ,MJ, F)<br/>1 - 6" FH ASSY AND MARKER</p>  |
| <p><b>12</b> BY CONTRACTOR FURNISH AND INSTALL</p> <p>1 - 2" BLOWOFF<br/>1 - 8" MULTI-SERVICE PER SDW-138</p>                          | <p><b>13</b> BY CONTRACTOR FURNISH AND INSTALL</p> <p>1 - 12" X 6" TEE (MJ,MJ, F)<br/>1 - 6" FH ASSY AND MARKER</p>                     | <p><b>14</b> BY CONTRACTOR FURNISH AND INSTALL</p> <p>1 - 12" X 8" TEE (F,MJ,F)<br/>1 - 12" GV (F,MJ) BK<br/>1 - 8" GV (F,MJ) LT<br/>1 - 8" X 6" REDUCER (MJ)</p> |
| <p><b>15</b> BY CITY FORCES AHD OF CONTRACTOR</p> <p>CUT AND PLUG:<br/>EX 6" AC WTR<br/>RECONNECT AFTER NEW MAIN HAS BEEN ACCEPTED</p> | <p><b>16</b> BY CITY FORCES AHD OF CONTRACTOR</p> <p>CUT AND PLUG:<br/>EX 12" CI WTR<br/>RECONNECT AFTER NEW MAIN HAS BEEN ACCEPTED</p> | <p><b>17</b> BY CONTRACTOR FURNISH AND INSTALL</p> <p>1 - 12" X 6" TEE (MJ,MJ, F)<br/>1 - 6" FH ASSY AND MARKER</p>   |

REFERENCE:  
 WATER: 10673-L, 10681-L, 11164-L, 10685-L,  
 10684-L, 10682-L, 11171-L  
 SEWER: 10681-L, 10682-L, 11164-L  
 STORM DRAIN: 10687-L  
 100' SCALE/FIELD BOOK: J15S  
 THOMAS BROS.: 1249J7  
 HGL: 536


RETIREMENTS:  
 12" - AC - 982' - 1954  
 6" - AC - 352' - 1954  
 8" - CI - 68' - 1954  
 12" - CI - 872' - 1954  
 FH (2-PORT) - 2  
 1" SERVICE - 56 - 1954

**Legend**

- |  |  |   |
|--|--|---|
| <p>Proposed Water Main</p> <p>Proposed Water Service</p> <p>Existing Water Main</p> <p>Existing Water Service</p> <p>Reducer</p> | <p>Existing Sewer Main</p> <p>Existing Sewer Lateral</p> <p>Existing Storm Drain</p> <p>Existing Gate Valve</p> <p>Proposed Gate Valve</p> | <p>Proposed Fire Hydrant</p> <p>Existing Fire Hydrant</p> <p>Vault</p> <p>Storm Drain Inlet</p> <p>Blowoff Assy</p> |
|--|--|---|

- Existing Sewer Manhole
- Water Note Callout
- Cut & Plug

**WATER GROUP 970 CI**  
**ESTRELLA AVE. , TWAIN AVE. AND**  
**FENIMORE WY.**



WBS#  
B-18075

MAP - 3  
SITE NO.  
5 of 13

THIS MAP/DATA IS PROVIDED WITHOUT WARRANTY OF ANY KIND, EITHER EXPRESS OR IMPLIED, INCLUDING, BUT NOT LIMITED TO, THE IMPLIED WARRANTIES OR MERCHANTABILITY AND FITNESS FOR A PARTICULAR PURPOSE. Note: This product may contain information reproduced with permission granted by RAND MCNALLY & COMPANYY® to SanGIS. This map is copyrighted by RAND MCNALLY & COMPANYY®. It is unlawful to copy or reproduce all or any part thereof, whether for personal use or resale, without the prior, written permission of RAND MCNALLY & COMPANYY.

- |  |   |  |  |  |   |  |   |
|--|---|--|--|--|---|--|---|
| <p><b>1</b> BY CITY FORCES AHD OF CONTRACTOR</p> <p>CUT AND PLUG:<br/>EX 6" CI WTR,<br/>RECONNECT AFTER NEW MAIN HAS BEEN ACCEPTED</p> | <p><b>2</b> BY CONTRACTOR FURNISH AND INSTALL</p> <p>1 - 8" X 6" TEE (MJ,MJ, F)<br/>1 - 6" FH ASSY AND MARKER</p> | <p><b>3</b> BY CONTRACTOR FURNISH AND INSTALL</p> <p>1 - 8" X 8" TEE (F)<br/>2 - 8" GV ( F,MJ) BK, RT<br/>1 - 8"X6" REDUCER, AHD</p> | <p><b>4</b> BY CITY FORCES AHD OF CONTRACTOR</p> <p>CUT AND PLUG:<br/>EX 6" AC WTR,<br/>RECONNECT AFTER NEW MAIN HAS BEEN ACCEPTED</p> | <p><b>5</b> BY CITY FORCES AHD OF CONTRACTOR</p> <p>CUT AND PLUG<br/>EX 6" AC WTR, BK<br/>RECONNECT AFTER NEW MAIN HAS BEEN ACCEPTED</p> | <p><b>6</b> BY CITY FORCES AHD OF CONTRACTOR</p> <p>CUT AND PLUG<br/>EX 6" AC WTR, AHD<br/>RECONNECT AFTER NEW MAIN HAS BEEN ACCEPTED</p> | <p><b>7</b> BY CITY FORCES AHD OF CONTRACTOR</p> <p>CUT AND PLUG:<br/>EX 6" AC WTR,<br/>RECONNECT AFTER NEW MAIN HAS BEEN ACCEPTED</p> | <p><b>8</b> BY CONTRACTOR FURNISH AND INSTALL</p> <p>1 - 8" X 8" TEE (F)<br/>2 - 8" GV ( F,MJ) BK, RT<br/>1 - 8"X6" REDUCER, LT</p> |
|--|---|--|--|--|---|--|---|



**SITE 6 & SITE 7**

- |  |  |  |
|--|--|--|
| <p><b>9</b> BY CONTRACTOR FURNISH AND INSTALL</p> <p>1 - 8" X 6" TEE (MJ,MJ, F)<br/>1-6" FH ASSY AND MARKER</p>                                | <p><b>10</b> BY CONTRACTOR FURNISH AND INSTALL</p> <p>1 - 8" X 6" TEE (MJ,MJ, F)<br/>1 - 6" FH ASSY AND MARKER</p> | <p><b>11</b> BY CONTRACTOR FURNISH AND INSTALL</p> <p>1 - 8" X 6" TEE (MJ,MJ, F)<br/>1 - 6" FH ASSY AND MARKER</p> |
| <p><b>12</b> BY CITY FORCES AHD OF CONTRACTOR</p> <p>CUT AND PLUG:<br/>EX 6" CI WTR, 50' LT<br/>RECONNECT AFTER NEW MAIN HAS BEEN ACCEPTED</p> | <p><b>13</b> BY CONTRACTOR FURNISH AND INSTALL</p> <p>1 - 8" X 6" TEE (MJ,MJ, F)<br/>1 - 6" FH ASSY AND MARKER</p> |  |

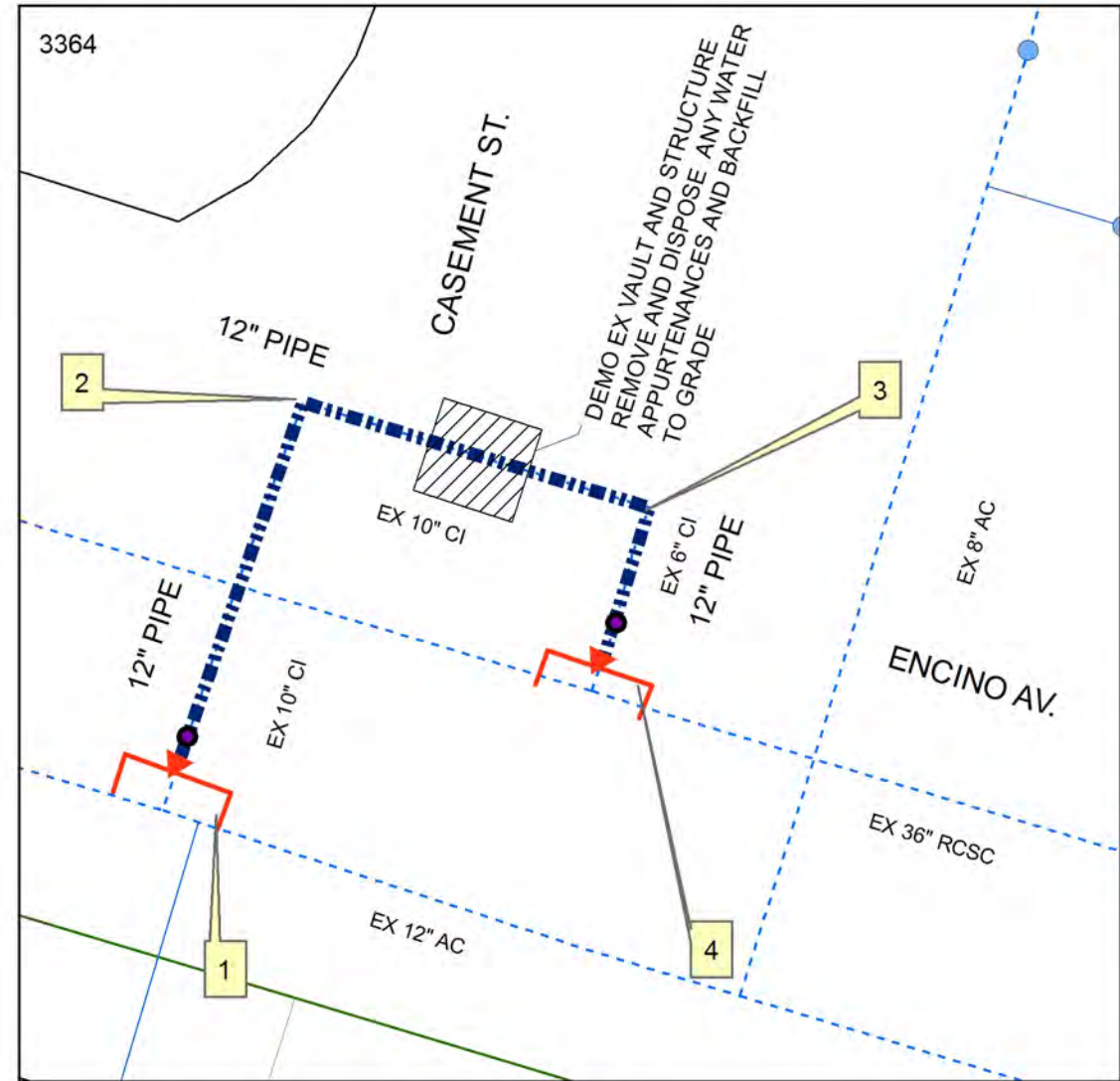
REFERENCE:  
 WATER: 8520-L, 8518-L, 8522-L  
 SEWER: 8520-L, 86381-L, 8518-L  
 STORM DRAIN: 8523-L  
 100' SCALE/FIELD BOOK: E15S  
 THOMAS BROS.:1248F7  
 HGL: 559

RETIREMENTS:  
 6" - CI - 1491' - 1953  
 6" - AC - 590 - 1953  
 FH (2-PORT) - 3  
 1" SERVICE - 46 - 1953

<b>Legend</b>		<b>WATER GROUP 970 CI GRAND VIEW ST. AND DEERPARK ST.</b>	
<ul style="list-style-type: none"> <li><span style="color: blue;">- - - -</span> Proposed Water Main</li> <li><span style="color: blue;">—</span> Proposed Water Service</li> <li><span style="color: blue;">- - - -</span> Existing Water Main</li> <li><span style="color: blue;">—</span> Existing Water Service</li> <li><span style="color: red;">▶</span> Reducer</li> </ul>	<ul style="list-style-type: none"> <li><span style="color: green;">—</span> Existing Sewer Main</li> <li><span style="color: green;">—</span> Existing Sewer Lateral</li> <li><span style="color: orange;">—</span> Existing Storm Drain</li> <li><span style="color: blue;">●</span> Existing Gate Valve</li> <li><span style="color: purple;">●</span> Proposed Gate Valve</li> </ul>	<ul style="list-style-type: none"> <li><span style="color: black;">●</span> Proposed Fire Hydrant</li> <li><span style="border: 1px solid black; border-radius: 50%; width: 15px; height: 15px; display: inline-block;"></span> Existing Fire Hydrant</li> <li><span style="border: 1px solid black; width: 15px; height: 15px; display: inline-block;"></span> Vault</li> <li><span style="background-color: yellow; width: 15px; height: 15px; display: inline-block;"></span> Storm Drain Inlet</li> <li><span style="border: 1px solid blue; width: 15px; height: 15px; display: inline-block;"></span> Blowoff Assy</li> </ul>	<ul style="list-style-type: none"> <li><span style="border: 1px solid black; border-radius: 50%; width: 15px; height: 15px; display: inline-block;"></span> Existing Sewer Manhole</li> <li><span style="border: 1px solid black; border-radius: 50%; width: 15px; height: 15px; display: inline-block;"></span> Water Note Callout</li> <li><span style="border: 1px solid red; width: 15px; height: 15px; display: inline-block;"></span> Cut &amp; Plug</li> <li><span style="color: green;">●</span> Existing Sewer Manhole Drop</li> </ul>
			<p><b>WBS# B-18075</b></p>
			<p><b>MAP - 4 SITE NO. 6 &amp; 7 of 13</b></p>

THIS MAP/DATA IS PROVIDED WITHOUT WARRANTY OF ANY KIND, EITHER EXPRESS OR IMPLIED, INCLUDING, BUT NOT LIMITED TO, THE IMPLIED WARRANTIES OR MERCHANTABILITY AND FITNESS FOR A PARTICULAR PURPOSE. Note: This product may contain information reproduced with permission granted by RAND MCNALLY & COMPANY, INC. and permission of SANDAG. This product may contain information reproduced with permission granted by RAND MCNALLY & COMPANY, INC. and permission of SANDAG. This map is copyrighted by RAND MCNALLY & COMPANY, INC. It is unlawful to copy or reproduce all or any part thereof, whether for personal use or resale, without the prior, written permission of RAND MCNALLY & COMPANY, INC.

- 1 BY CITY FORCES AHD OF CONTRACTOR  
CUT AND PLUG:  
EX 10" CI WTR,  
1-12X10" REDUCER,  
RECONNECT AFTER NEW  
MAIN HAS BEEN ACCEPTED
- 2 BY CONTRACTOR FURNISH AND INSTALL  
1 - 90 DEGREE BEND, RT
- 3 BY CONTRACTOR FURNISH AND INSTALL  
1 - 90 DEGREE BEND, RT
- 4 BY CITY FORCES AHD OF CONTRACTOR  
CUT AND PLUG:  
EX 6" CI WTR,  
1-12X6" REDUCER  
RECONNECT AFTER NEW  
MAIN HAS BEEN ACCEPTED



REFERENCE:  
 WATER: 13629-3-D, 3963-6-W, 6189-D,  
 13402-5-D, 12431-L, 10644-L, 11867-L  
 SEWER: 8986-D, 10640-L  
 STORM DRAIN: 10687-L  
 100' SCALE/FIELD BOOK: H15S  
 THOMAS BROS.: 1249C7  
 HGL: 559

RETIREMENTS:  
 10" - CI - 46' - 1958  
 6" - CI - 4' - 1958  
 16" CI - 12' - 1954  
 1" SERVICE - 1 - 1954

**SITE 8**

### Legend


**WATER GROUP 970 CI  
ENCINO AV. AND CASEMENT ST**

The City of **SAN DIEGO** Public Utilities

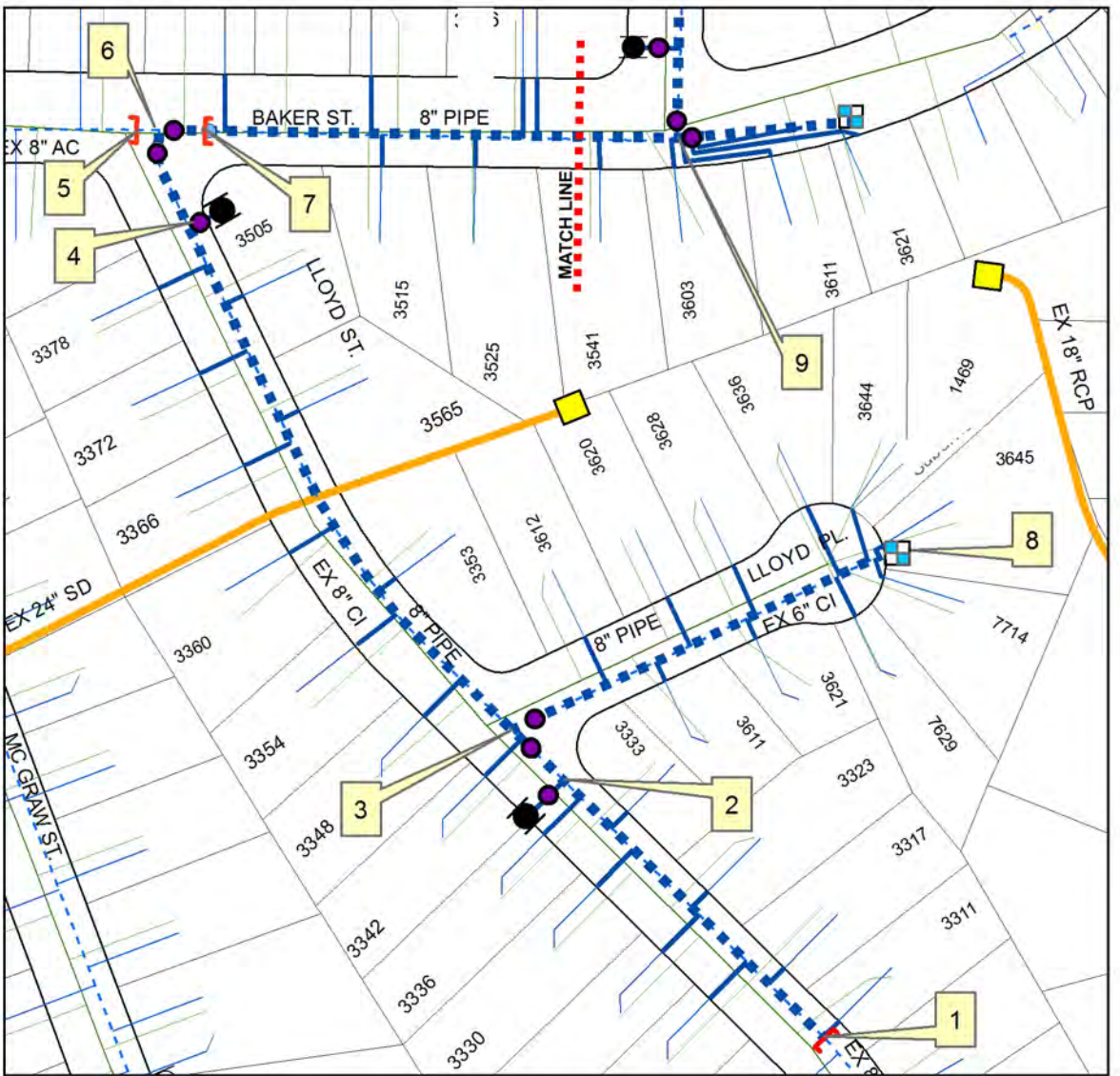
WBS# B-18075

MAP- 5  
SITE NO.  
8 of 13

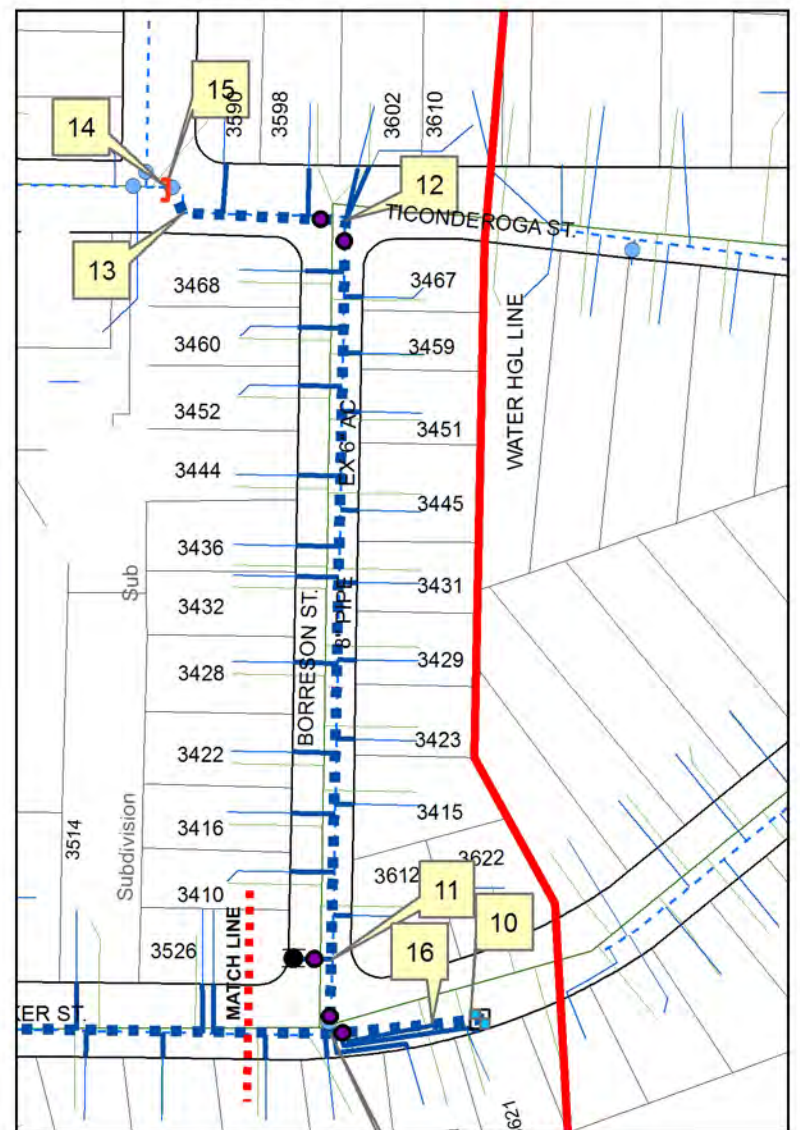
NOT TO SCALE

THIS MAP/DATA IS PROVIDED WITHOUT WARRANTY OF ANY KIND, EITHER EXPRESS OR IMPLIED, INCLUDING, BUT NOT LIMITED TO, THE IMPLIED WARRANTIES OR MERCHANTABILITY AND FITNESS FOR A PARTICULAR PURPOSE. Note: This product may contain information reproduced with permission granted by RAND McNALLY & COMPANY to SANDAG Regional Information System which cannot be reproduced without the written permission of SANDAG. This product may contain information reproduced with permission granted by RAND McNALLY & COMPANY to SANDAG Regional Information System which cannot be reproduced without the written permission of RAND McNALLY & COMPANY. It is unlawful to copy or reproduce all or any part thereof, whether for personal use or resale, without the prior, written permission of RAND McNALLY & COMPANY.

- |  |   |   |   |  |   |   |  |
|--|---|---|---|--|---|---|--|
| <p><b>1</b> BY CITY FORCES AHD OF CONTRACTOR</p> <p>CUT AND PLUG:<br/>EX 8" AC WTR,<br/>RECONNECT AFTER NEW MAIN HAS BEEN ACCEPTED</p> | <p><b>2</b> BY CONTRACTOR FURNISH AND INSTALL</p> <p>1 - 8" X 6" TEE (MJ,MJ, F)<br/>1 - 6" FH ASSY AND MARKER</p> | <p><b>3</b> BY CONTRACTOR FURNISH AND INSTALL</p> <p>1 - 8" X 8" TEE (F,MJ,F)<br/>2 - 8" GV (F,MJ) BK, RT</p> | <p><b>4</b> BY CONTRACTOR FURNISH AND INSTALL</p> <p>1 - 8" X 6" TEE (MJ,MJ, F)<br/>1 - 6" FH ASSY AND MARKER</p> | <p><b>5</b> BY CITY FORCES AHD OF CONTRACTOR</p> <p>CUT AND PLUG<br/>EX 8" AC WTR, LT<br/>RECONNECT AFTER NEW MAIN HAS BEEN ACCEPTED</p> | <p><b>6</b> BY CONTRACTOR FURNISH AND INSTALL</p> <p>1 - 8" X 8" TEE (F,MJ,F)<br/>2 - 8" GV (F,MJ) BK, RT</p> | <p><b>7</b> BY CONTRACTOR FURNISH AND INSTALL</p> <p>CUT AND PLUG<br/>EX 6" CI WTR, RT<br/>RECONNECT AFTER NEW MAIN HAS BEEN ACCEPTED</p> | <p><b>8</b> BY CONTRACTOR FURNISH AND INSTALL</p> <p>1 - 2" BLOW OFF ASSY<br/>1 - 8" MULTI-SERVICE PER SDW-138</p> |
|--|---|---|---|--|---|---|--|



**SITE 9**



- |  |  |
|--|--|
| <p><b>9</b> BY CONTRACTOR FURNISH AND INSTALL</p> <p>1 - 8" X 8" TEE (F,MJ,F)<br/>2 - 8" GV (F,MJ) AHD, LT</p>                         | <p><b>10</b> BY CONTRACTOR FURNISH AND INSTALL</p> <p>1 - 2" BLOW OFF ASSY<br/>1 - 8" BLIND FLANGE</p>                             |
| <p><b>11</b> BY CONTRACTOR FURNISH AND INSTALL</p> <p>1 - 8" X 6" TEE (MJ,MJ, F)<br/>1 - 6" FH ASSY AND MARKER</p>                     | <p><b>12</b> BY CONTRACTOR FURNISH AND INSTALL</p> <p>1 - 90 DEGREE BEND<br/>2 - 8" GV (F,MJ) BK, LT</p>                           |
| <p><b>13</b> BY CONTRACTOR FURNISH AND INSTALL</p> <p>1 - 45 DEGREE BEND</p>   | <p><b>14</b> BY CONTRACTOR FURNISH AND INSTALL</p> <p>1 - 45 DEGREE BEND</p>   |
| <p><b>15</b> BY CITY FORCES AHD OF CONTRACTOR</p> <p>CUT AND PLUG<br/>EX 6" AC WTR,<br/>RECONNECT AFTER NEW MAIN HAS BEEN ACCEPTED</p> | <p><b>16</b> BY CONTRACTOR FURNISH AND INSTALL</p> <p>WTR MAIN TO BE EXTENDED TO LAST WTR SERVICE APPROX 90' MAINTAIN 3' COVER</p> |

REFERENCE:  
 WATER: 8651-L, 9825-3-D  
 SEWER: 8651-L  
 STORM DRAIN: 8347-L  
 100' SCALE/FIELD BOOK: J15S  
 THOMAS BROS.: 1248D5, 1248E5  
 HGL: 390

RETIREMENTS:  
 6" - CI - 658' - 1952  
 6" - AC - 754' - 1952  
 8" - CI - 1417 - 1952  
 FH (2-PORT) - 2  
 1" SERVICE - 62 - 1952

**Legend**

- |  |  |   |   |
|--|--|---|---|
| <p>Proposed Water Main</p> <p>Proposed Water Service</p> <p>Existing Water Main</p> <p>Existing Water Service</p> <p>Reducer</p> | <p>Existing Sewer Main</p> <p>Existing Sewer Lateral</p> <p>Existing Storm Drain</p> <p>Existing Gate Valve</p> <p>Proposed Gate Valve</p> | <p>Proposed Fire Hydrant</p> <p>Existing Fire Hydrant</p> <p>Vault</p> <p>Storm Drain Inlet</p> <p>Blowoff Assy</p> | <p>Existing Sewer Manhole</p> <p>Water Note Callout</p> <p>Cut &amp; Plug</p> <p>Match line</p> |
|--|--|---|---|

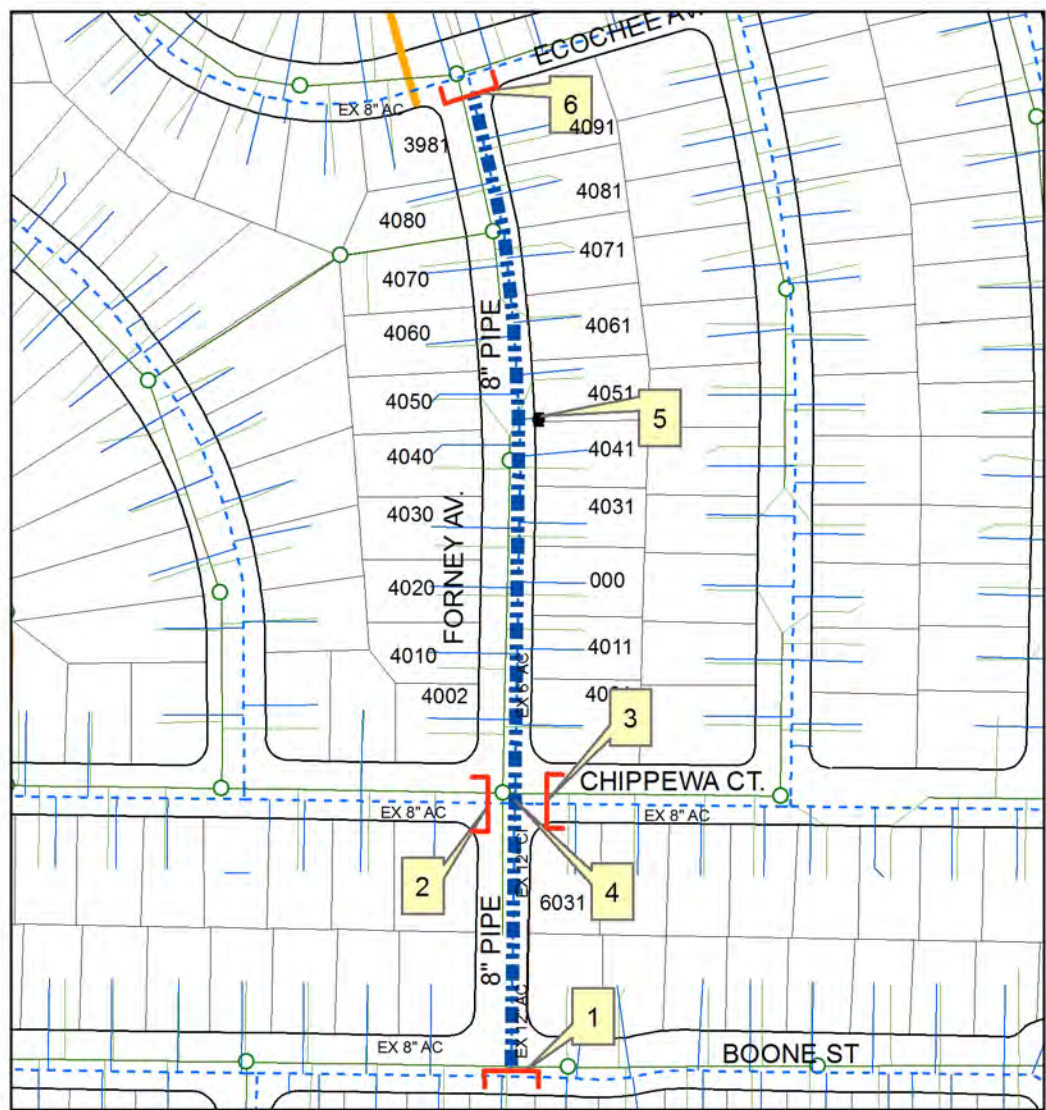
**WATER GROUP 970 CI  
 BAKER ST., LLOYD ST. AND  
 LLOYD PL.**

<p>NOT TO SCALE</p>	<p><b>WBS#</b> B-18075</p>	<p><b>MAP - 6</b> <b>SITE NO.</b> 9 of 13</p>
---------------------	--------------------------------	---

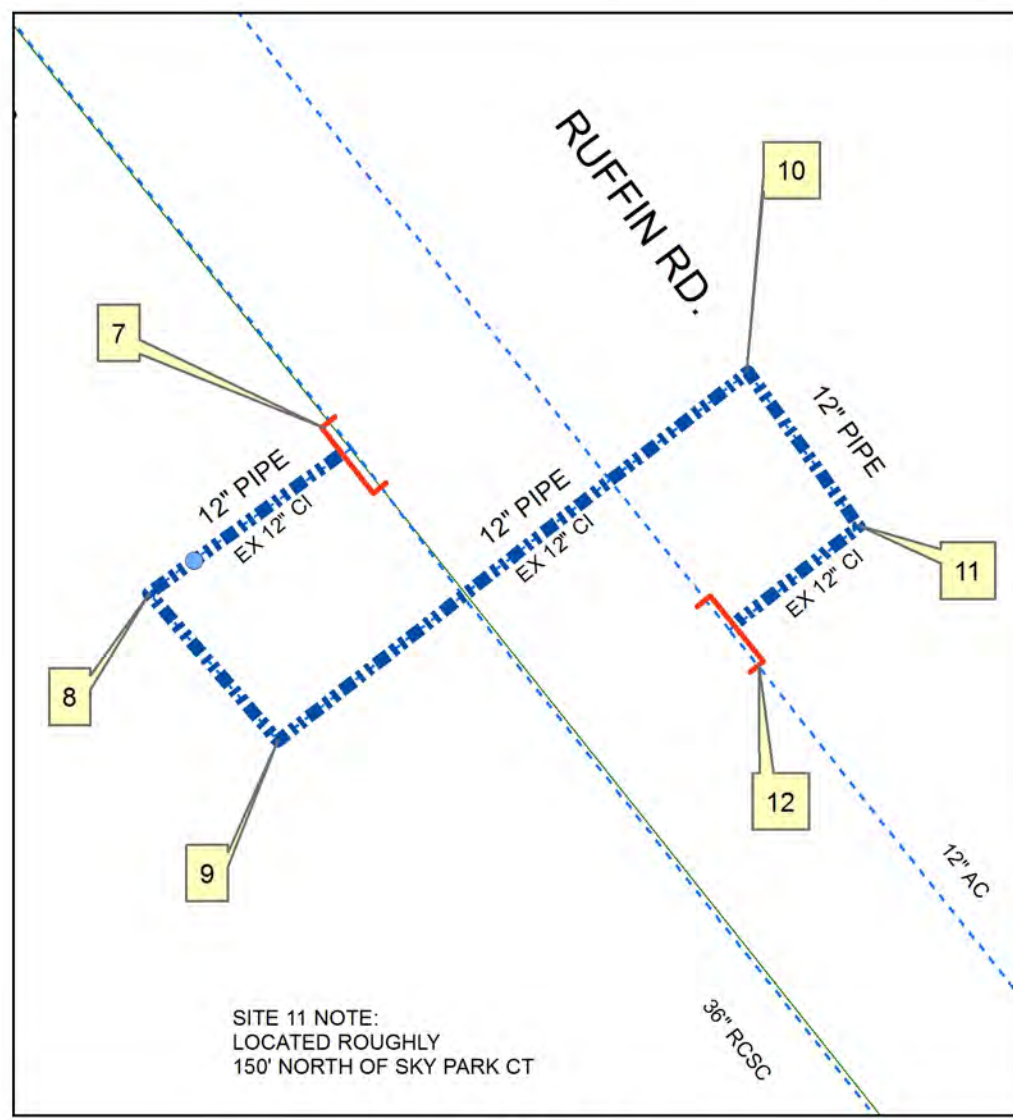


THIS MAP/DATA IS PROVIDED WITHOUT WARRANTY OF ANY KIND, EITHER EXPRESS OR IMPLIED, INCLUDING, BUT NOT LIMITED TO, THE IMPLIED WARRANTIES OR MERCHANTABILITY AND FITNESS FOR A PARTICULAR PURPOSE. Note: This product may contain information reproduced with permission granted by RAND McNALLY & COMPANY to SANDAG. This map is copyrighted by RAND McNALLY & COMPANY. It is unlawful to copy or reproduce all or any part thereof, whether for personal use or resale, without the prior written permission of RAND McNALLY & COMPANY.

- |  |   |   |   |  |   |  |   |
|--|---|---|---|--|---|--|---|
| <p><b>1</b> BY CITY FORCES AHD OF CONTRACTOR</p> <p>CUT AND PLUG EX 12" AC WTR, RECONNECT AFTER NEW MAIN HAS BEEN ACCEPTED</p> | <p><b>2</b> BY CITY FORCES AHD OF CONTRACTOR</p> <p>CUT AND PLUG EX 8" AC WTR, RECONNECT AFTER NEW MAIN HAS BEEN ACCEPTED</p> | <p><b>3</b> BY CITY FORCES AHD OF CONTRACTOR</p> <p>CUT AND PLUG EX 8" AC WTR, RECONNECT AFTER NEW MAIN HAS BEEN ACCEPTED</p> | <p><b>4</b> BY CONTRACTOR FURNISH AND INSTALL</p> <p>1 - 8" X 8" CROSS (F)<br/>3 - 8" GV (F,MJ) AHD, BK, RT</p> | <p><b>5</b> BY CONTRACTOR FURNISH AND INSTALL</p> <p>1 - 8" X 6" TEE (M,J,F,F)<br/>1 - 6" FH ASSY AND MARKER</p> | <p><b>6</b> BY CITY FORCES AHD OF CONTRACTOR</p> <p>CUT AND PLUG EX 6" AC WTR, RECONNECT AFTER NEW MAIN HAS BEEN ACCEPTED</p> | <p><b>7</b> BY CITY FORCES AHD OF CONTRACTOR</p> <p>CUT AND PLUG EX 12" CI WTR, RECONNECT AFTER NEW MAIN HAS BEEN ACCEPTED</p> | <p><b>8</b> BY CONTRACTOR FURNISH AND INSTALL</p> <p>1 - 12" 90 DEGREE BEND</p>   |
|  |   |   |   |  |   |  | <p><b>9</b> BY CONTRACTOR FURNISH AND INSTALL</p> <p>1 - 12" 90 DEGREE BEND</p>   |
|  |   |   |   |  |   |  | <p><b>10</b> BY CONTRACTOR FURNISH AND INSTALL</p> <p>1 - 12" 90 DEGREE BEND</p>  |
|  |   |   |   |  |   |  | <p><b>11</b> BY CONTRACTOR FURNISH AND INSTALL</p> <p>1 - 12" 90 DEGREE BEND</p>  |
|  |   |   |   |  |   |  | <p><b>12</b> BY CITY FORCES AHD OF CONTRACTOR</p> <p>CUT AND PLUG EX 12" CI WTR, RECONNECT AFTER NEW MAIN HAS BEEN ACCEPTED</p> |



**SITE 10**



**SITE 11**

REFERENCE:  
 WATER: 10428-L, 10421-L, 12401-19 D, 9455 25 - D, 32351-9-D, 36951 -3 - D  
 SEWER: 10428-L, 31096-86-D, 31095-36-D  
 STORM DRAIN: 0  
 100' SCALE/FIELD BOOK: E13S, I13S  
 THOMAS BROS.: 1248E4, 1249E3  
 HGL: 559, 600

RETIREMENTS:  
 6" - AC - 683' - 1954  
 12" - CI - 198' - 1954  
 12" - AC - 138' - 1956  
 1" SERVICE - 20 - 1954

**Legend**

- |                        |                        |                       |
|------------------------|------------------------|-----------------------|
| Proposed Water Main    | Existing Sewer Main    | Proposed Fire Hydrant |
| Proposed Water Service | Existing Sewer Lateral | Existing Fire Hydrant |
| Existing Water Main    | Existing Storm Drain   | Vault                 |
| Existing Water Service | Existing Gate Valve    | Storm Drain Inlet     |
| Reducer                | Proposed Gate Valve    | Blowoff Assy          |

- |                        |
|------------------------|
| Existing Sewer Manhole |
| Water Note Callout     |
| Cut & Plug             |

**WATER GROUP 970 CI**

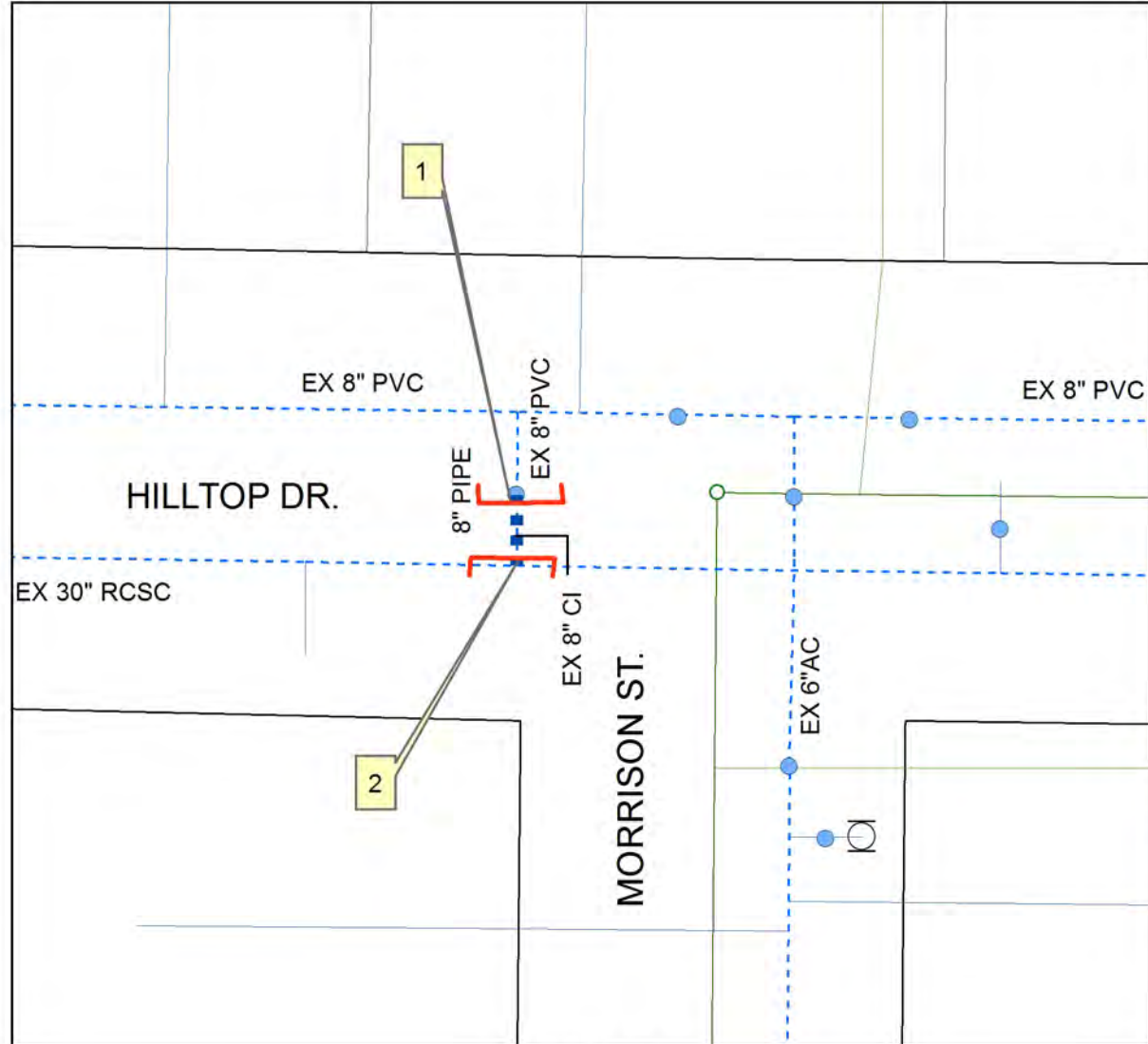
**CHIPPEWA CT, FORNEY AV, RUFFIN RD**



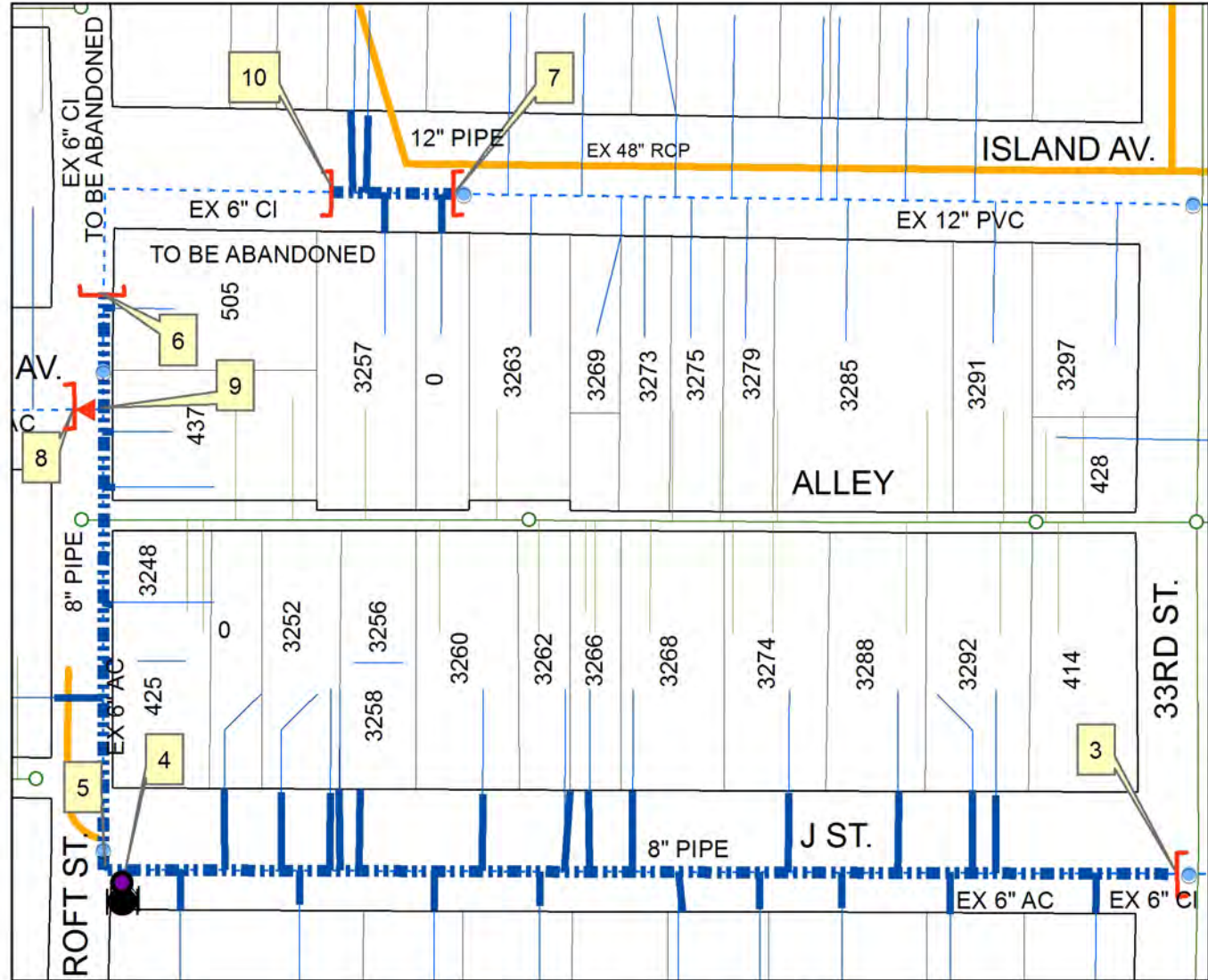
 NOT TO SCALE	<b>WBS#</b> <b>B-18075</b>	<b>MAP - 7</b> <b>SITE NO.</b> <b>10 &amp; 11 of 13</b>
------------------	-------------------------------	---

THIS MAP/DATA IS PROVIDED WITHOUT WARRANTY OF ANY KIND, EITHER EXPRESS OR IMPLIED, INCLUDING, BUT NOT LIMITED TO, THE IMPLIED WARRANTIES OR MERCHANTABILITY AND FITNESS FOR A PARTICULAR PURPOSE. Note: This product may contain information reproduced with permission from the SANDAG Regional Information System which cannot be reproduced without the written permission of SANDAG. This product may contain information reproduced with permission granted by RAND MCNALLY & COMPANY® to SanGIS. This map is copyrighted by RAND MCNALLY & COMPANY®. It is unlawful to copy or reproduce all or any part thereof, whether for personal use or resale, without the prior, written permission of RAND MCNALLY & COMPANY.

- 1 BY CITY FORCES AHD OF CONTRACTOR  
CUT AND PLUG:  
EX 8" CI WTR,  
RECONNECT AFTER NEW  
MAIN HAS BEEN ACCEPTED
- 2 BY CITY FORCES AHD OF CONTRACTOR  
CUT AND PLUG:  
EX 8" CI WTR,  
RECONNECT AFTER NEW  
MAIN HAS BEEN ACCEPTED
- 3 BY CITY FORCES AHD OF CONTRACTOR  
CUT AND PLUG:  
EX 6" AC WTR,  
RECONNECT AFTER NEW  
MAIN HAS BEEN ACCEPTED
- 4 BY CONTRACTOR FURNISH AND INSTALL  
1 - 12" X 6" TEE (MJ,F,F)  
1 - 6" FH ASSY AND MARKER
- 5 BY CONTRACTOR FURNISH AND INSTALL  
1 - 90 DEGREE BEND
- 6 BY CITY FORCES AHD OF CONTRACTOR  
CUT AND PERMANENTLY PLUG:  
ABANDON EX 6" CI WTR
- 7 BY CITY FORCES AHD OF CONTRACTOR  
CUT AND PLUG:  
EX 6" CI WTR,  
RECONNECT AFTER NEW  
MAIN HAS BEEN ACCEPTED
- 8 BY CITY FORCES AHD OF CONTRACTOR  
CUT AND PLUG:  
EX 6" AC WATER  
RECONNECT AFTER NEW  
MAIN HAS BEEN ACCEPTED
- 9 BY CONTRACTOR FURNISH AND INSTALL  
1 - 8" X 8" TEE (F)  
2 - 8" GV (F, MJ) BK, AHD  
1 - 8" X 6" REDUCER (MJ)
- 10 BY CITY FORCES AHD OF CONTRACTOR  
CUT AND PERMANENTLY PLUG:  
ABANDON EX 6" CI WTR



**SITE 12**



**SITE 13**

**REFERENCE:**  
 WATER: 36347-D, 6430-W, 6888-W, 6887-W  
 SEWER: 32171-18-D  
 STORM DRAIN: 13172-1-D  
 100' SCALE/FIELD BOOK: J22S, I22S  
 THOMAS BROS.: 1289H3, 1289F3  
 HGL: 390


**RETIREMENTS:**  
 8" - CI - 21' - 1951  
 6" - AC - 717 - 1956  
 6" - CI - 727 - 1955  
 1" SERVICE - 32 - 1954

**Legend**

- Proposed Water Main
- Proposed Water Service
- - - Existing Water Main
- Existing Water Service
- ▶ Reducer
- Existing Sewer Main
- Existing Sewer Lateral
- Existing Storm Drain
- Existing Gate Valve
- Proposed Gate Valve
- Proposed Fire Hydrant
- Existing Fire Hydrant
- Vault
- Storm Drain Inlet
- Blowoff Assy

- 1 Existing Sewer Manhole
- 1 Water Note Callout
- Cut & Plug

**WATER GROUP 970 CI  
J ST. AND 33RD ST.**



<b>WBS#</b> B-18075	<b>MAP - 8</b> <b>SITE NO.</b> 12 & 13 of 13
------------------------	--

**APPENDIX M**  
**WORK BY CITY FORCES**



# WATER GROUP 970 CI

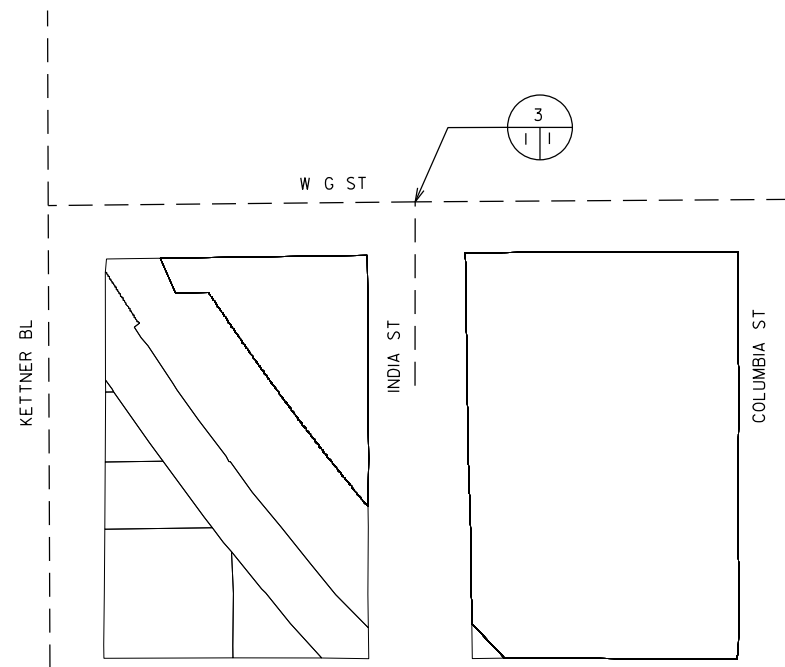
## WORK BY CITY FORCES

### LEGEND

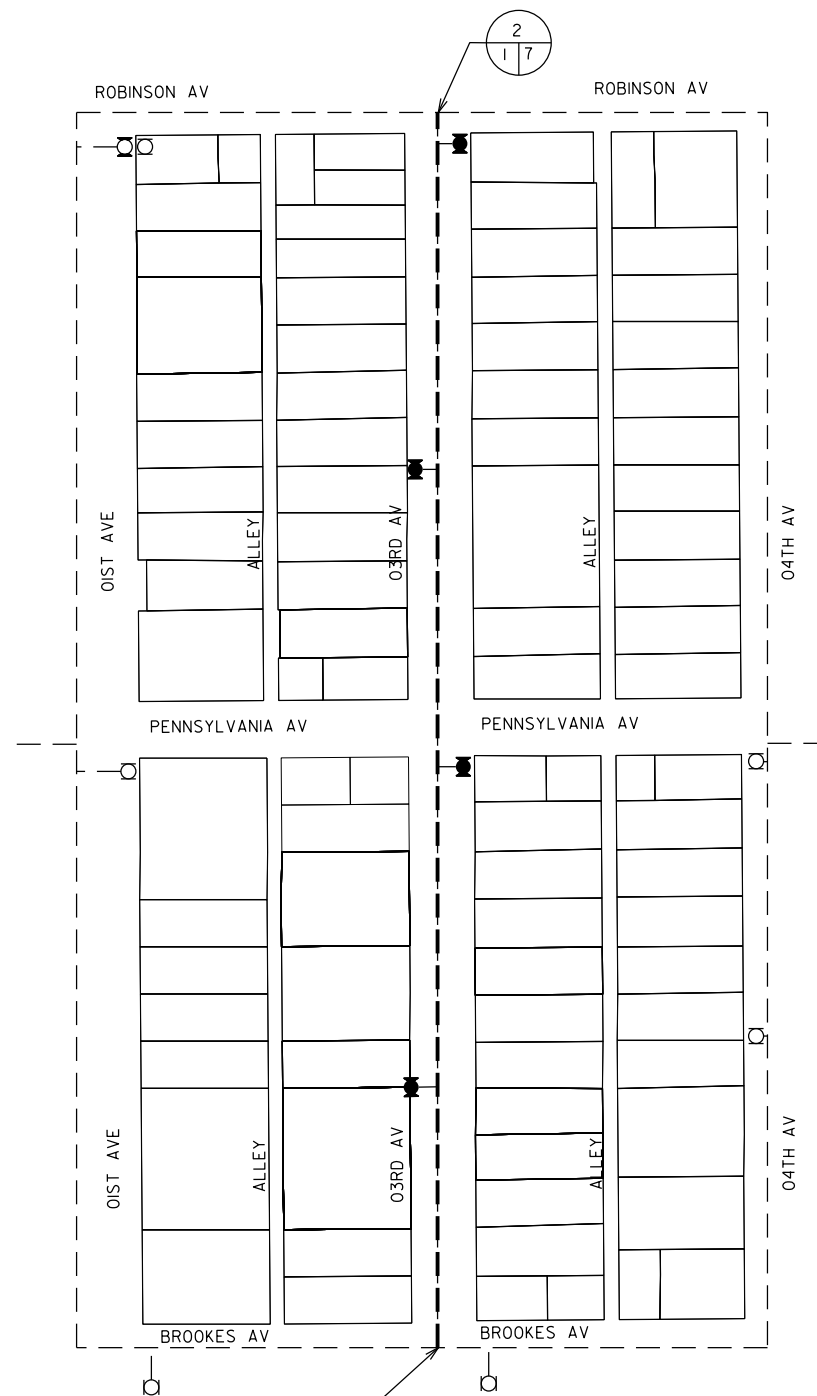
- EXISTING WATER MAIN
- PRESSURE ZONE BOUNDARY
- - - - - PROPOSED WATER MAIN
- FIRE HYDRANT TO REMAIN IN SERVICE DURING CONSTRUCTION
- FIRE HYDRANT TO BE REPLACED
- ③ CITY FORCES NOTE NUMBER (THIS SHEET)
- ②④⑥ CITY FORCES NOTE NUMBER (SITE & MAP NO.)
- MAP NUMBER
- BC --- BEFORE CONTRACTOR
- AC --- AFTER CONTRACTOR

### WORK BY CITY FORCES

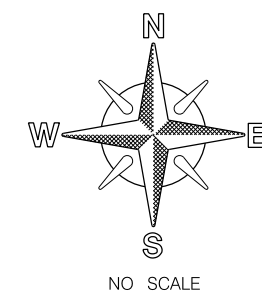
- ① BC - TEE/CROSS CUT-IN, OPEN/CLOSE VALVE(S)  
AC - RECONNECT, OPEN VALVE(S)
- ② BC - CUT & PLUG  
AC - RECONNECT
- ③ BC - CUT AND PLUG



SITE 1



SITE 2



WATER GROUP 970 CI		
	WBS# B-18075	MAP NO. 1 OF 7

WORK BY CITY FORCES

# WATER GROUP 970 CI

## WORK BY CITY FORCES

### LEGEND

- EXISTING WATER MAIN
  - PRESSURE ZONE BOUNDARY
  - - - - - PROPOSED WATER MAIN
  - FIRE HYDRANT TO REMAIN IN SERVICE DURING CONSTRUCTION
  - FIRE HYDRANT TO BE REPLACED
- 
- 3


---

246

  - CITY FORCES NOTE NUMBER (THIS SHEET)
  - CITY FORCES NOTE NUMBER (PLAN & MAP NO.)
  - MAP NUMBER
- 
- BC --- BEFORE CONTRACTOR
  - AC --- AFTER CONTRACTOR

### WORK BY CITY FORCES

- 1


---

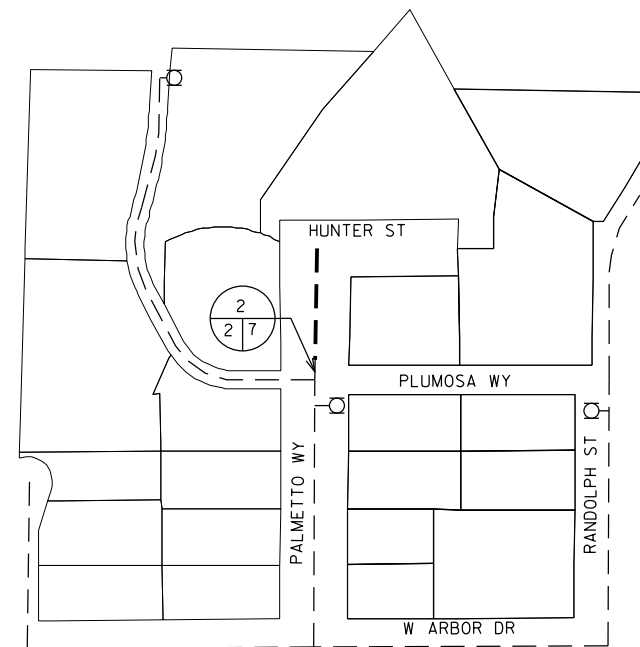
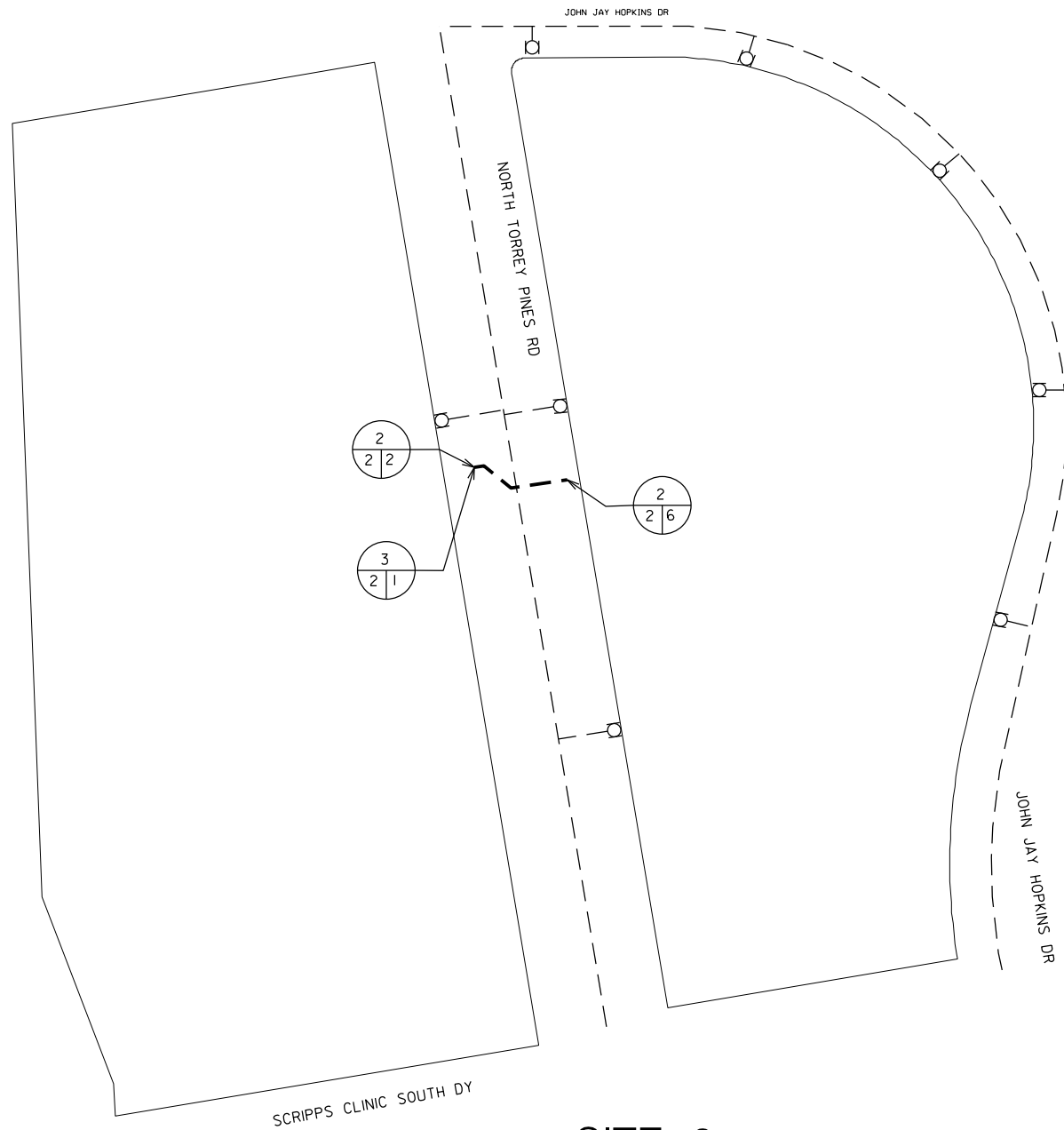
  - BC - TEE/CROSS CUT-IN, OPEN/CLOSE VALVE(S)
  - AC - RECONNECT, OPEN VALVE(S)
- 2


---

  - BC - CUT & PLUG
  - AC - RECONNECT
- 3


---

  - BC - CUT AND PLUG



WATER GROUP 970 CI		
	WBS# B-18075	MAP NO. 2 OF 7

WORK BY CITY FORCES

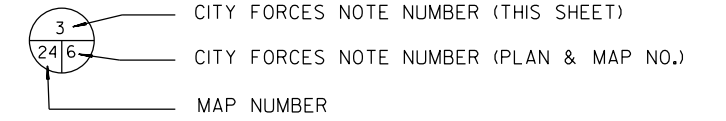
# WATER GROUP 970 CI

## WORK BY CITY FORCES



### LEGEND

- EXISTING WATER MAIN
- PRESSURE ZONE BOUNDARY
- - - - - PROPOSED WATER MAIN
- FIRE HYDRANT TO REMAIN IN SERVICE DURING CONSTRUCTION
- FIRE HYDRANT TO BE REPLACED



- BC --- BEFORE CONTRACTOR
- AC --- AFTER CONTRACTOR

### WORK BY CITY FORCES

- 1 BC - TEE/CROSS CUT-IN, OPEN/CLOSE VALVE(S)  
AC - RECONNECT, OPEN VALVE(S)
- 2 BC - CUT & PLUG  
AC - RECONNECT
- 3 BC - CUT AND PLUG

### AREA TO BE HIGHLIGHTED IN PHASES

- ▭ PHASE 1
- - - - - PHASE 2

SITE 5

WATER GROUP 970 CI

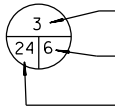


WORK BY CITY FORCES




# WATER GROUP 970 CI

## WORK BY CITY FORCES



### LEGEND

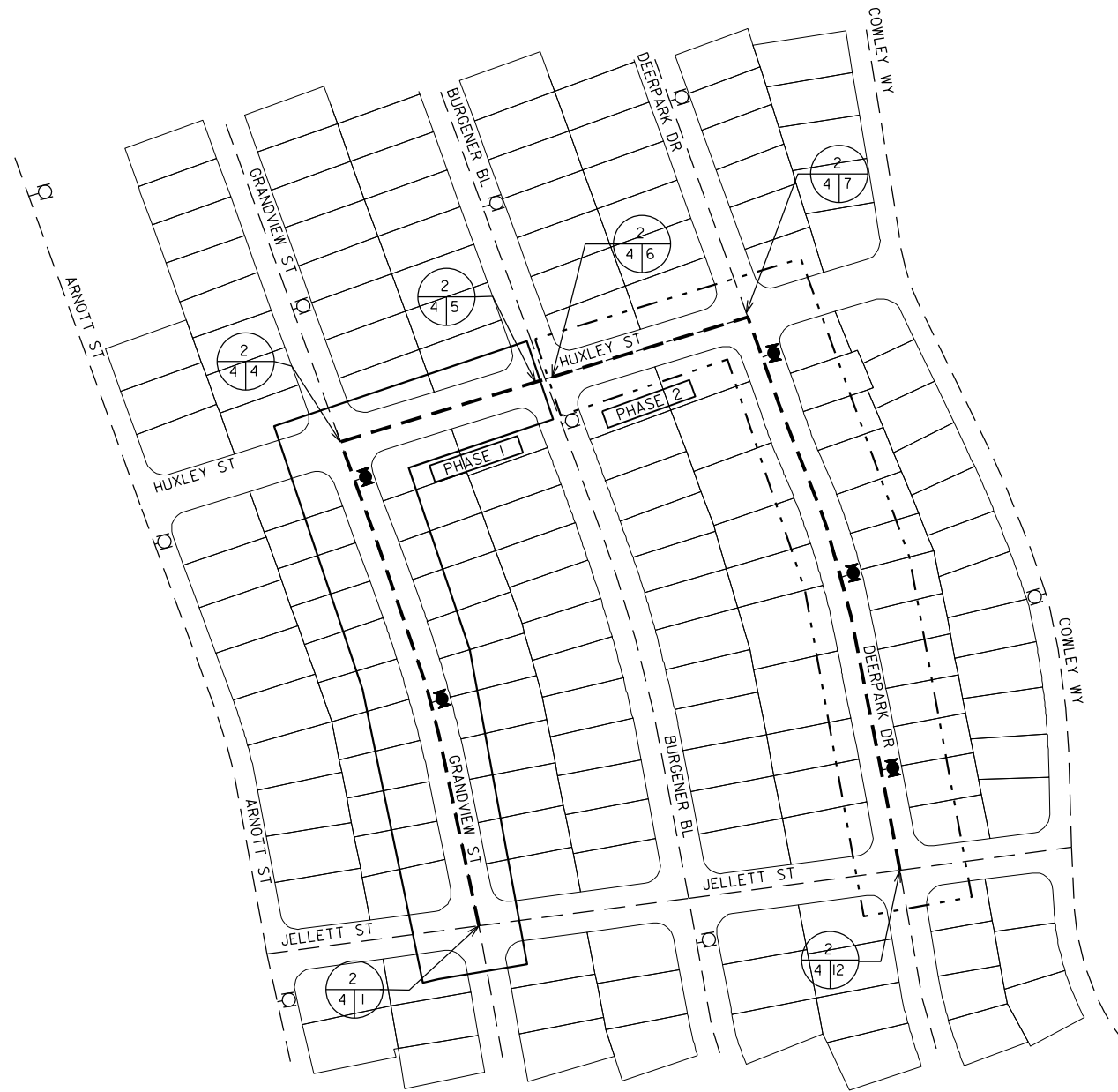
- EXISTING WATER MAIN
  - PRESSURE ZONE BOUNDARY
  - PROPOSED WATER MAIN
  - FIRE HYDRANT TO REMAIN IN SERVICE DURING CONSTRUCTION
  - FIRE HYDRANT TO BE REPLACED
- 
  - 3 --- CITY FORCES NOTE NUMBER (THIS SHEET)
  - 24 --- CITY FORCES NOTE NUMBER (PLAN & MAP NO.)
  - 6 --- MAP NUMBER
- BC --- BEFORE CONTRACTOR
  - AC --- AFTER CONTRACTOR

### WORK BY CITY FORCES

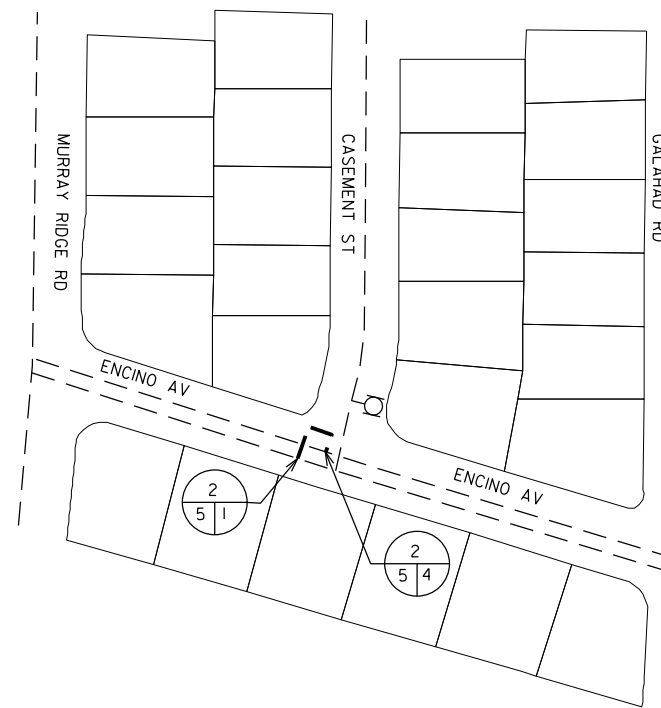
-  BC - TEE/CROSS CUT-IN, OPEN/CLOSE VALVE(S)  
AC - RECONNECT, OPEN VALVE(S)
-  BC - CUT & PLUG  
AC - RECONNECT
-  BC - CUT AND PLUG

### AREA TO BE HIGHLINED IN PHASES

-  PHASE 1
-  PHASE 2



SITE 6 & 7



SITE 8

WATER GROUP 970 CI



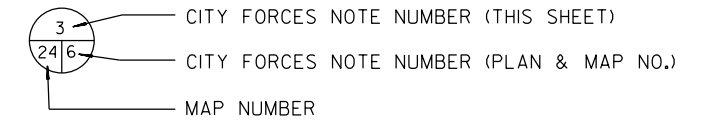
WORK BY CITY FORCES

# WATER GROUP 970 CI

## WORK BY CITY FORCES

### LEGEND

- EXISTING WATER MAIN
- PRESSURE ZONE BOUNDARY
- PROPOSED WATER MAIN
- FIRE HYDRANT TO REMAIN IN SERVICE DURING CONSTRUCTION
- FIRE HYDRANT TO BE REPLACED

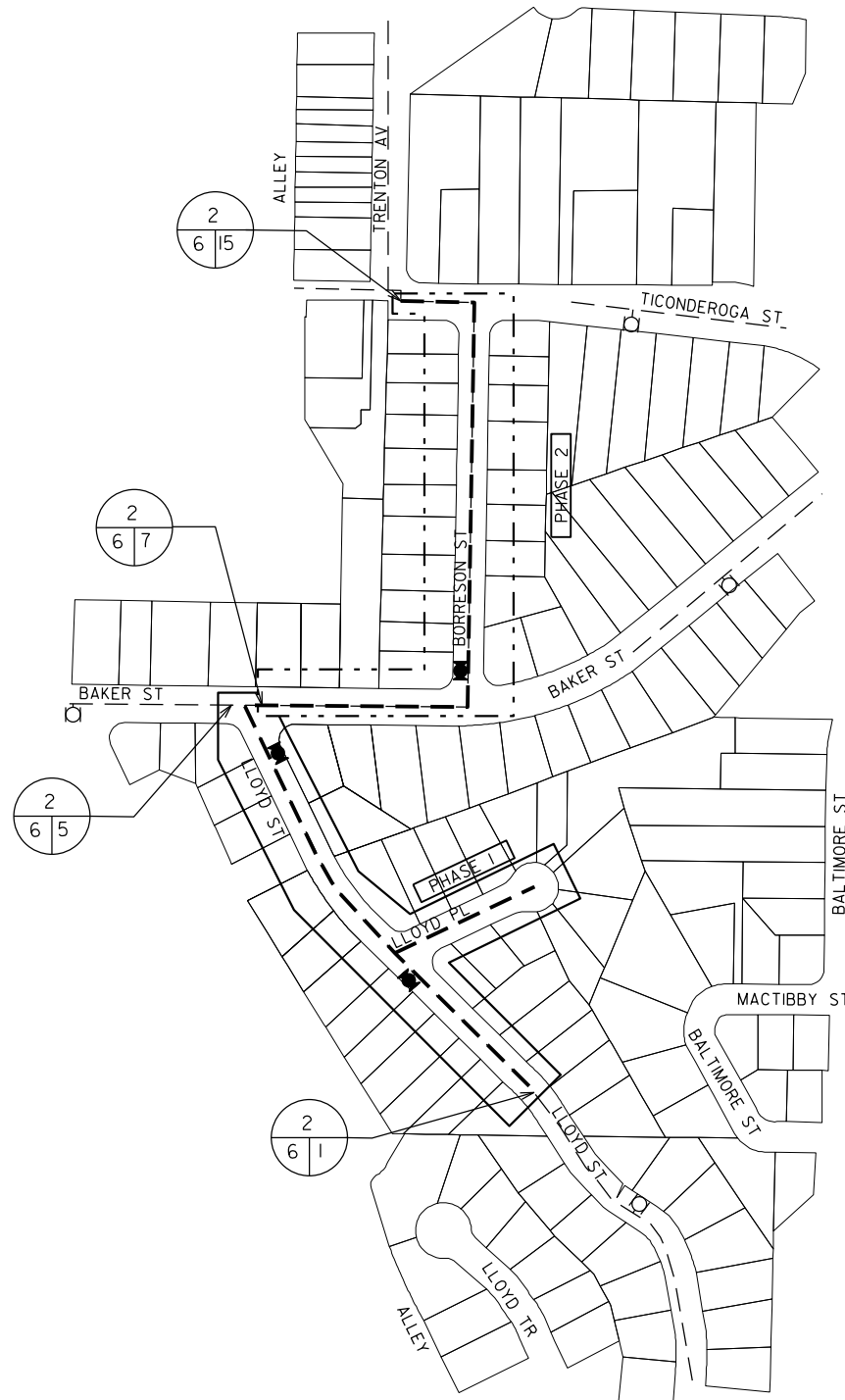
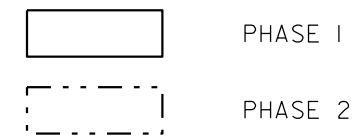


- BC --- BEFORE CONTRACTOR
- AC --- AFTER CONTRACTOR

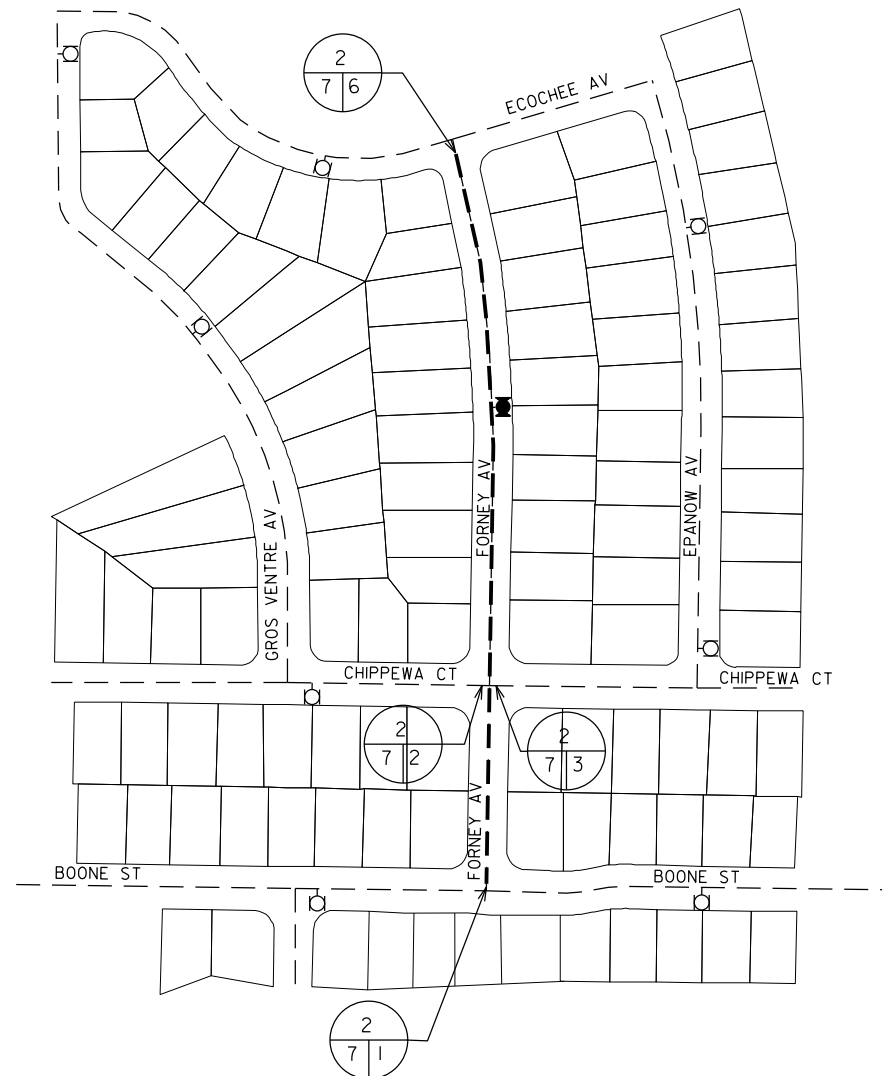
### WORK BY CITY FORCES

- 1 BC - TEE/CROSS CUT-IN, OPEN/CLOSE VALVE(S)  
AC - RECONNECT, OPEN VALVE(S)
- 2 BC - CUT & PLUG  
AC - RECONNECT
- 3 BC - CUT AND PLUG

### AREA TO BE HIGHLIGHTED IN PHASES



SITE 9



SITE 10

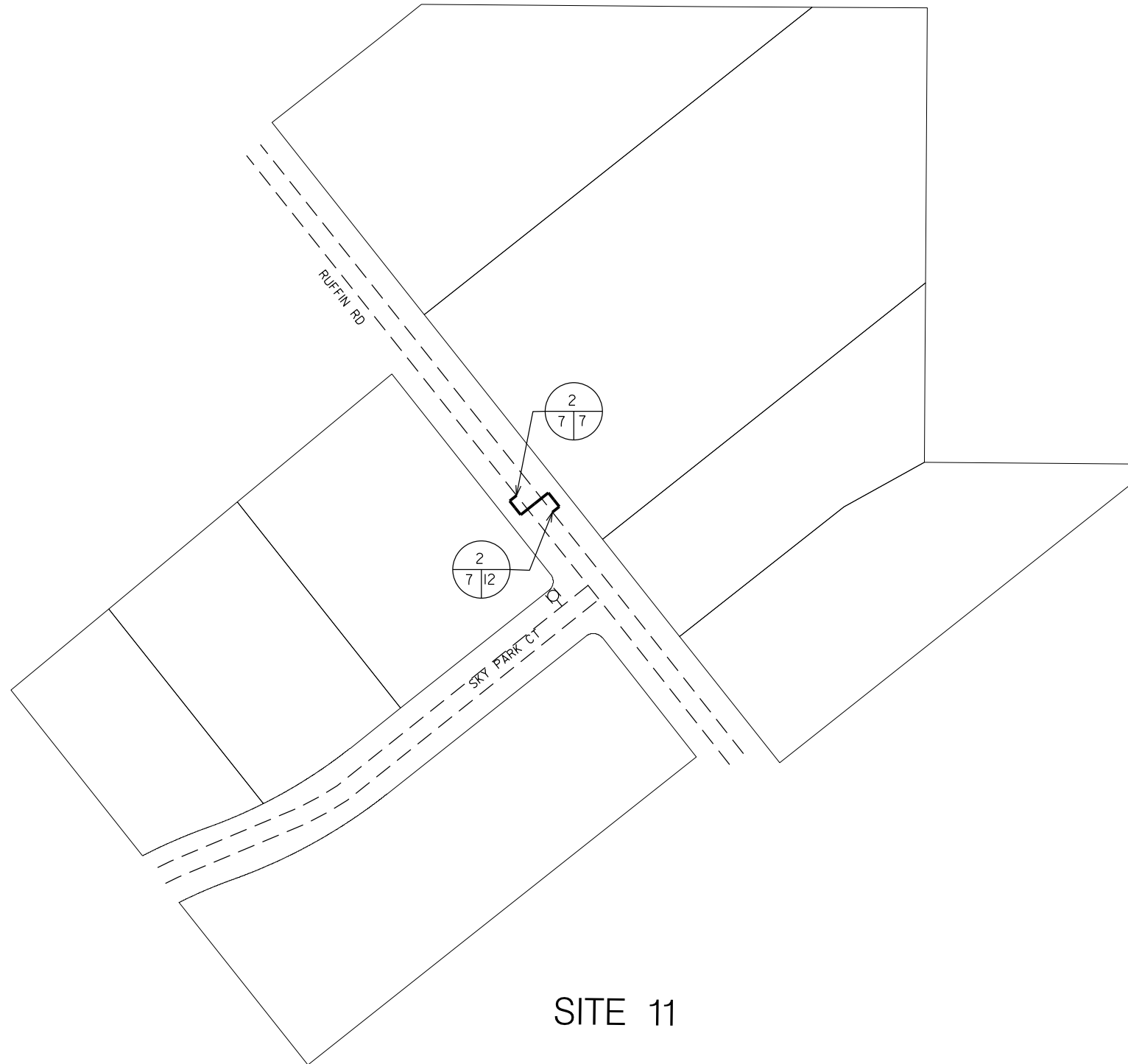
WATER GROUP 970 CI



WORK BY CITY FORCES

# WATER GROUP 970 CI

## WORK BY CITY FORCES



SITE 11

### LEGEND

- EXISTING WATER MAIN
  - PRESSURE ZONE BOUNDARY
  - PROPOSED WATER MAIN
  - FIRE HYDRANT TO REMAIN IN SERVICE DURING CONSTRUCTION
  - FIRE HYDRANT TO BE REPLACED
- CITY FORCES NOTE NUMBER (THIS SHEET)
  - CITY FORCES NOTE NUMBER (PLAN & MAP NO.)
  - MAP NUMBER
- BC --- BEFORE CONTRACTOR
  - AC --- AFTER CONTRACTOR

### WORK BY CITY FORCES

- BC - TEE/CROSS CUT-IN, OPEN/CLOSE VALVE(S)
  - AC - RECONNECT, OPEN VALVE(S)
- BC - CUT & PLUG
  - AC - RECONNECT
- BC - CUT AND PLUG

WATER GROUP 970 CI



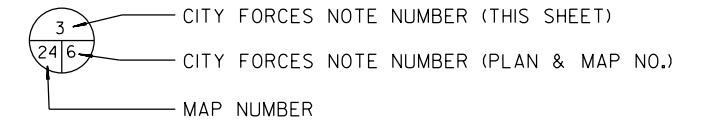
WORK BY CITY FORCES

# WATER GROUP 970 CI

## WORK BY CITY FORCES

### LEGEND

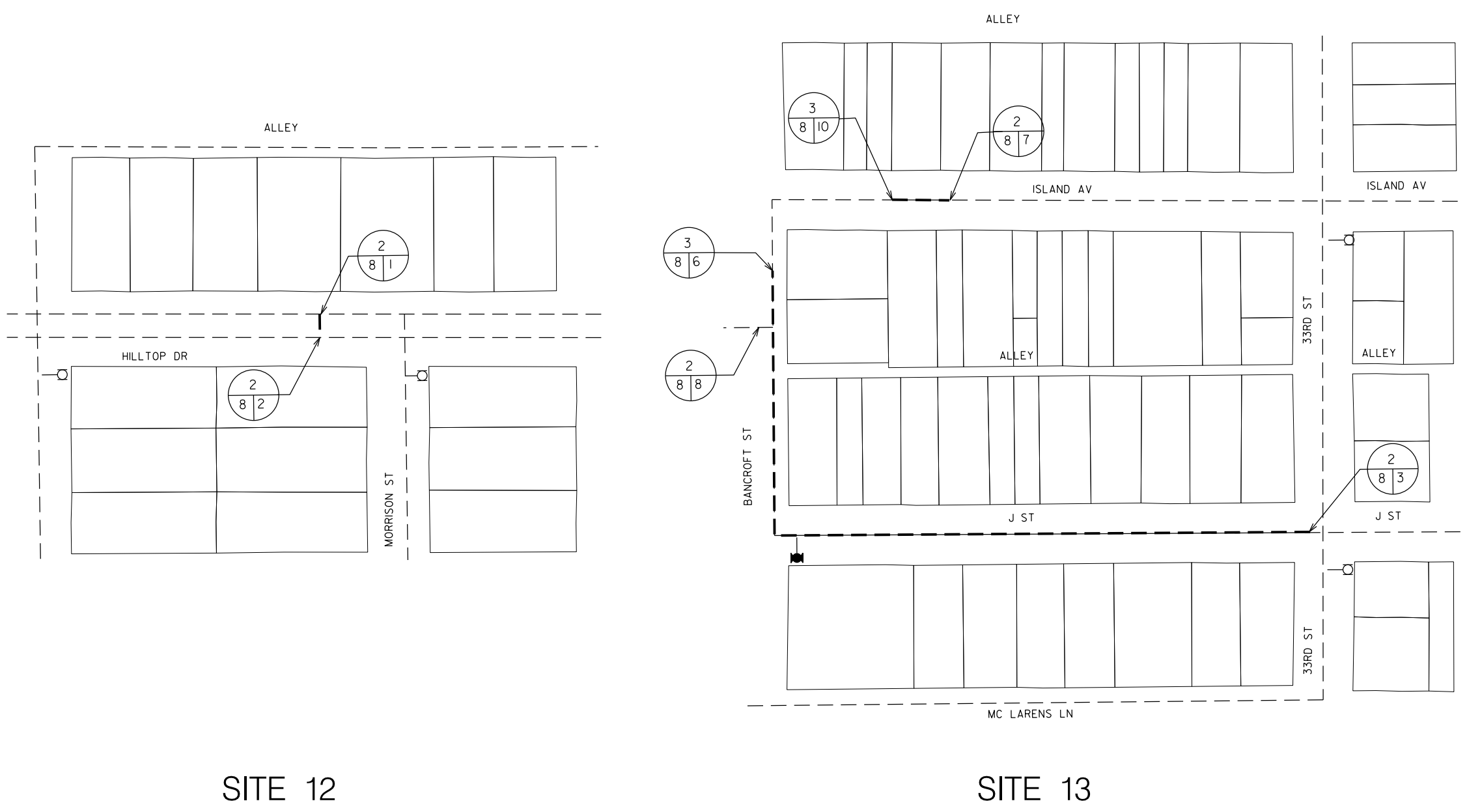
- EXISTING WATER MAIN
- PRESSURE ZONE BOUNDARY
- PROPOSED WATER MAIN
- FIRE HYDRANT TO REMAIN IN SERVICE DURING CONSTRUCTION
- FIRE HYDRANT TO BE REPLACED



- BC --- BEFORE CONTRACTOR
- AC --- AFTER CONTRACTOR

### WORK BY CITY FORCES

- BC - TEE/CROSS CUT-IN, OPEN/CLOSE VALVE(S)  
 AC - RECONNECT, OPEN VALVE(S)
- BC - CUT & PLUG  
 AC - RECONNECT
- BC - CUT AND PLUG



SITE 12

SITE 13

WATER GROUP 970 CI



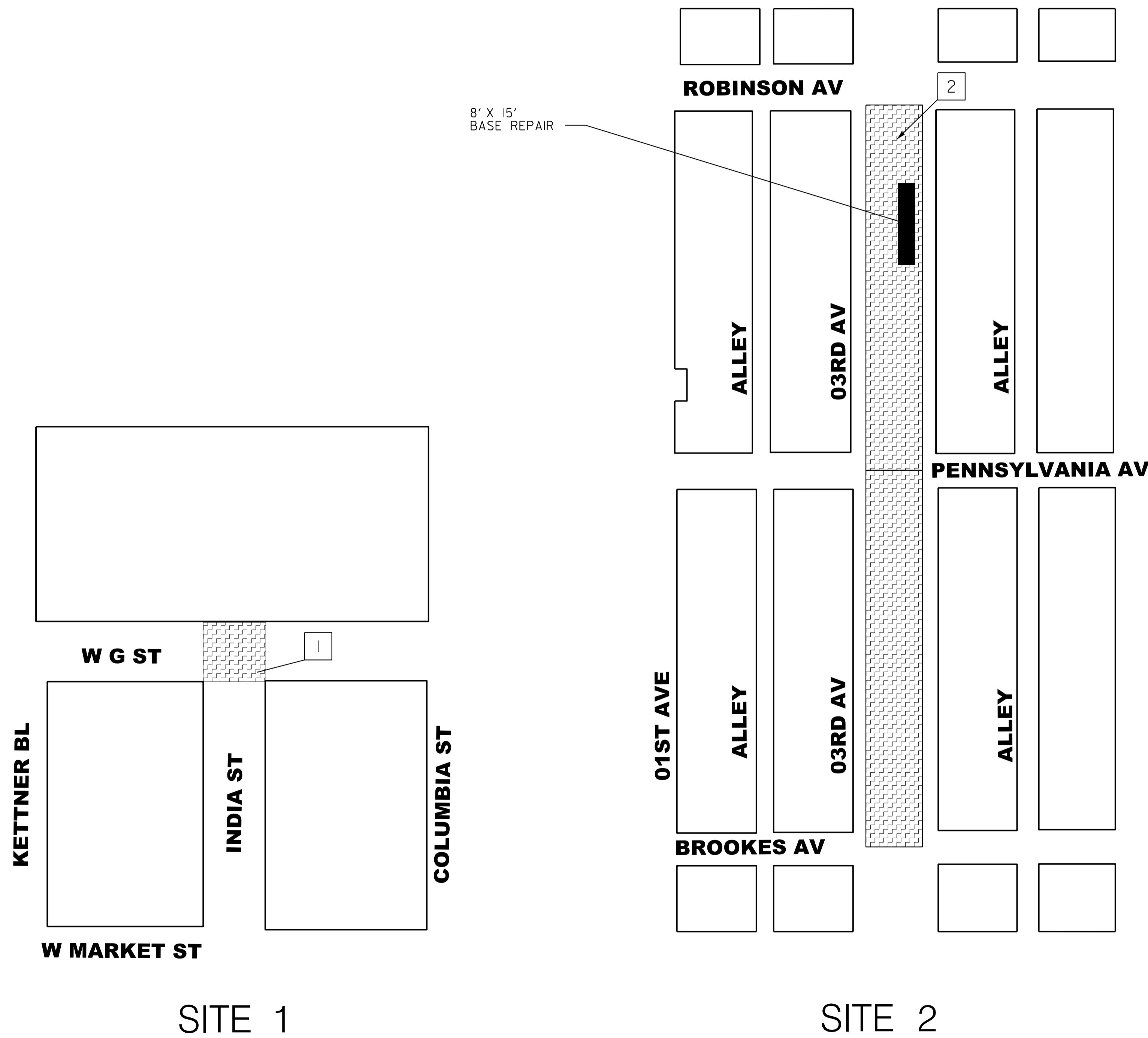
WORK BY CITY FORCES

**APPENDIX N**  
**STREET RESURFACING**



# WATER GROUP 970 CI

## STREET RESURFACING



PAVING SCHEDULE NOTES							
NO.	LOCATION	STREET SEGMENT ID	OCI	RESTORATION REQUIRED	LENGTH (FT)	WIDTH (FT)	APPROX. AREA (SF)
1	INDIA ST BETWEEN W G ST AND W MARKET ST	SS-014098	95	SLURRY SEAL TYPE I OVER II	32	35	1,200
2	03RD AV BETWEEN ROBINSON AV AND BROOKES AV	SS-000069 SS-000070	86.12 71.05	SLURRY SEAL TYPE I OVER II	1,300	40	52,000
TOTAL AREA OF SLURRY SEAL TYPE I OVER TYPE II							53,120 SF

LEGEND	
	APPROX. LIMITS OF SLURRY SEAL TYPE I OVER TYPE II

WATER GROUP 970 CI

WBS#  
B-18075

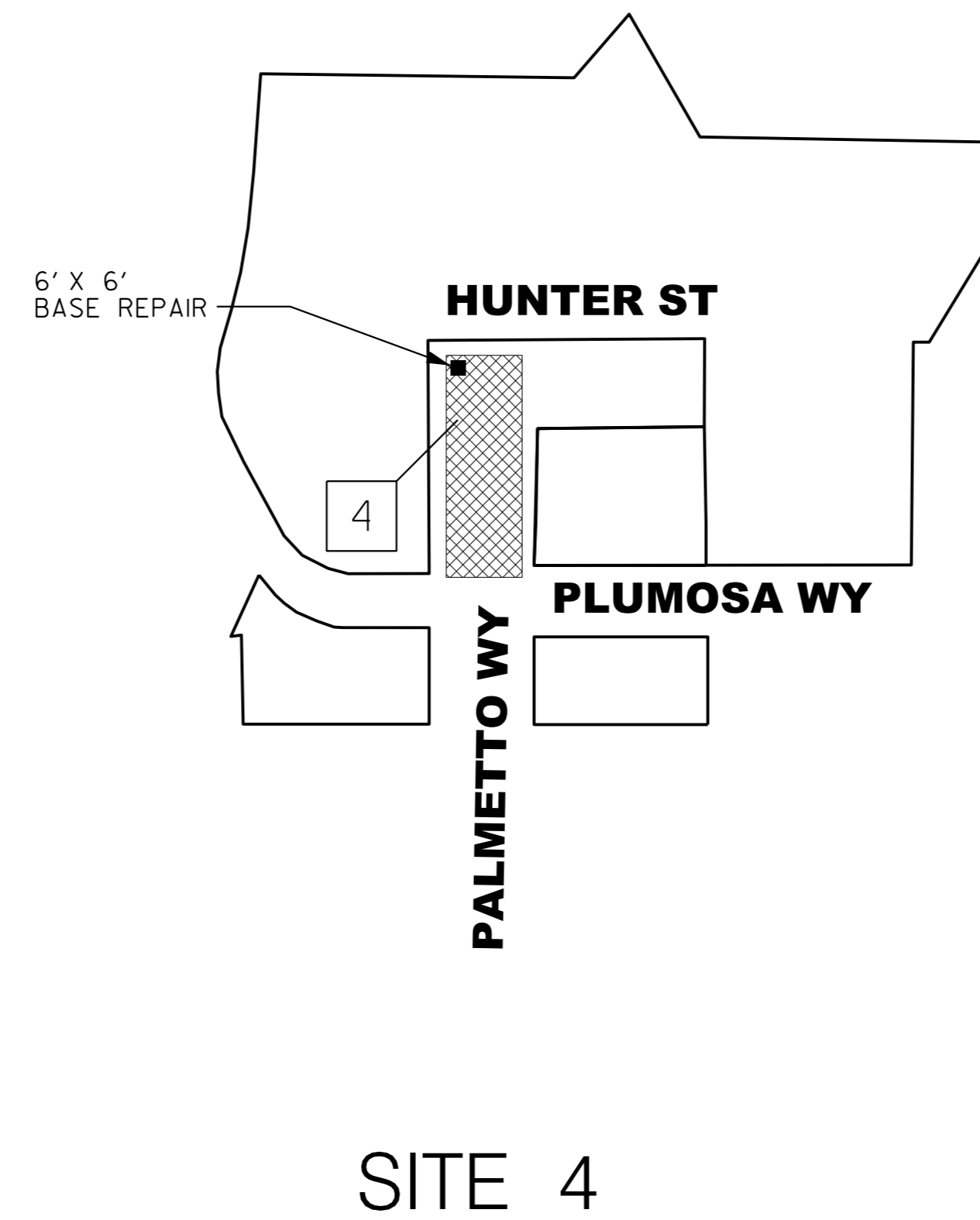
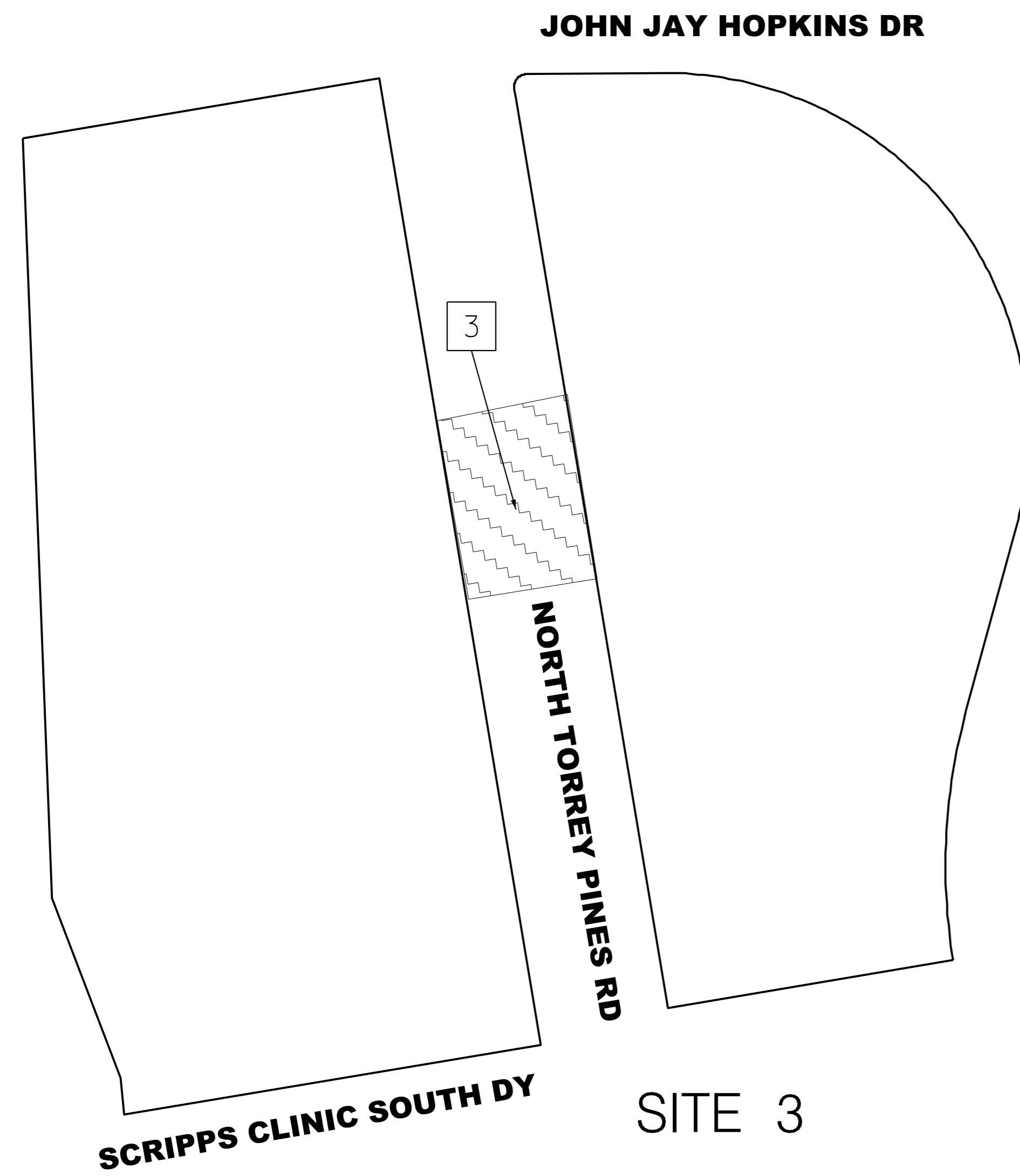
MAP NO.  
1 OF 7

STREET RESURFACING PLAN

# WATER GROUP 970 CI

## STREET RESURFACING

PAVING SCHEDULE NOTES							
NO.	LOCATION	STREET SEGMENT ID	OCI	RESTORATION REQUIRED	LENGTH (FT)	WIDTH (FT)	APPROX. AREA (SF)
3	NORTH TORREY PINES RD BETWEEN JOHN JAY HOPKINS AND SCRIPPS CLINIC SOUTH DY	SS-020122	76.49	SLURRY SEAL TYPE II OVER III	46	46	2760
4	PALMETTO WY BETWEEN PLUMOSA WY AND HUNTER ST	SS-021076	67.32	FULL WIDTH COLD MILLING AND AC OVERLAY (2 INCH)	120	35	4,200
TOTAL AREA OF SLURRY SEAL TYPE II OVER TYPE III							2760 SF
TOTAL AREA OF FULL WIDTH COLD MILLING AND AC OVERLAY (2 INCH)							4,200 SF



LEGEND	
	APPROX. LIMITS OF FULL WIDTH COLD MILLING AND AC OVERLAY (2 INCH)
	APPROX. LIMITS OF SLURRY SEAL TYPE II OVER TYPE III

WATER GROUP 970 CI

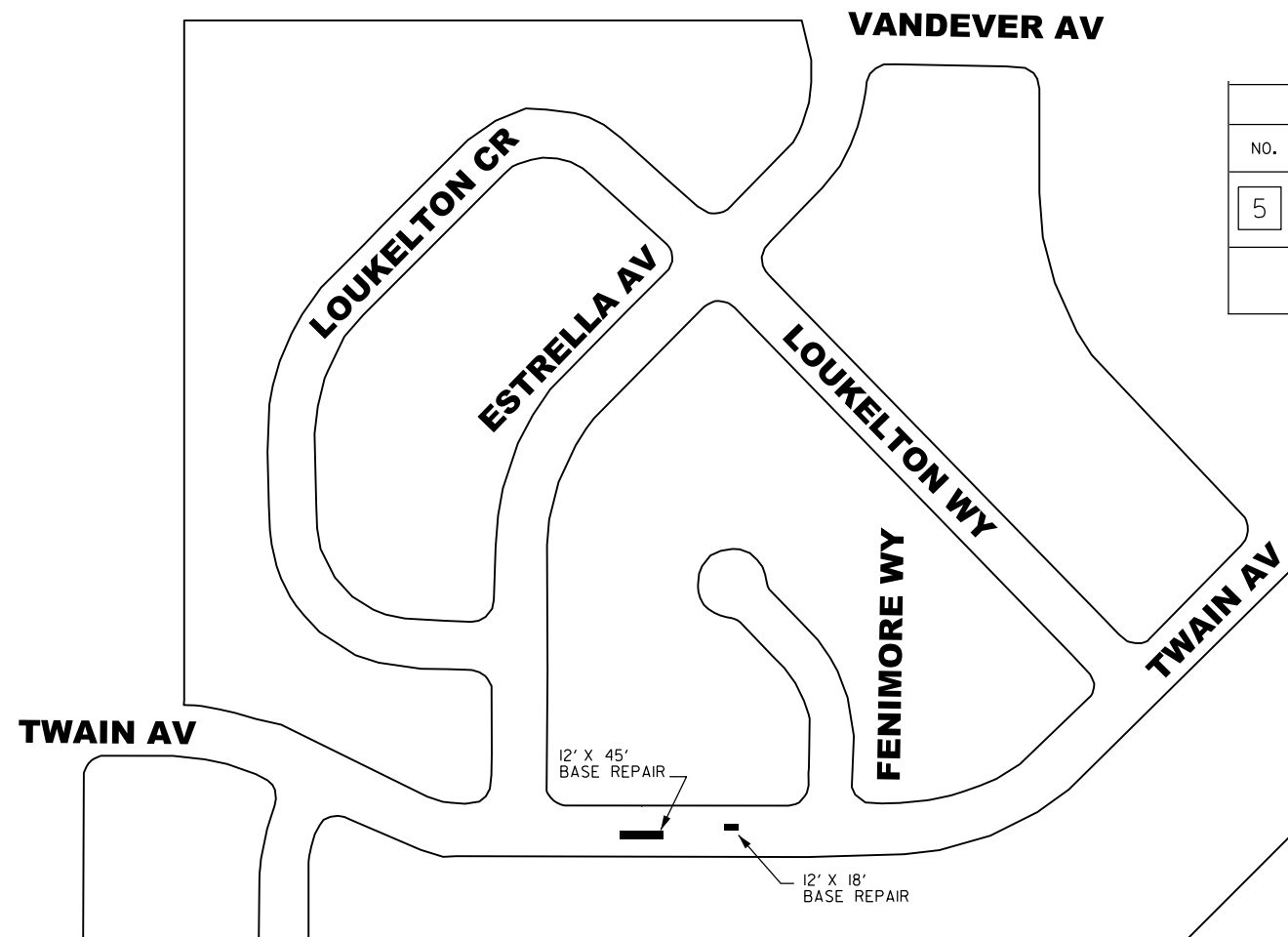
WBS#  
B-18075

MAP NO.  
2 OF 7

STREET RESURFACING PLAN

# WATER GROUP 970 CI

## STREET RESURFACING



PAVING SCHEDULE NOTES							
NO.	LOCATION	STREET SEGMENT ID	OCI	RESTORATION REQUIRED	LENGTH (FT)	WIDTH (FT)	APPROX. AREA (SF)
5	NOT USED						

LEGEND	
	APPROX. LIMITS OF SLURRY SEAL TYPE I OVER TYPE II

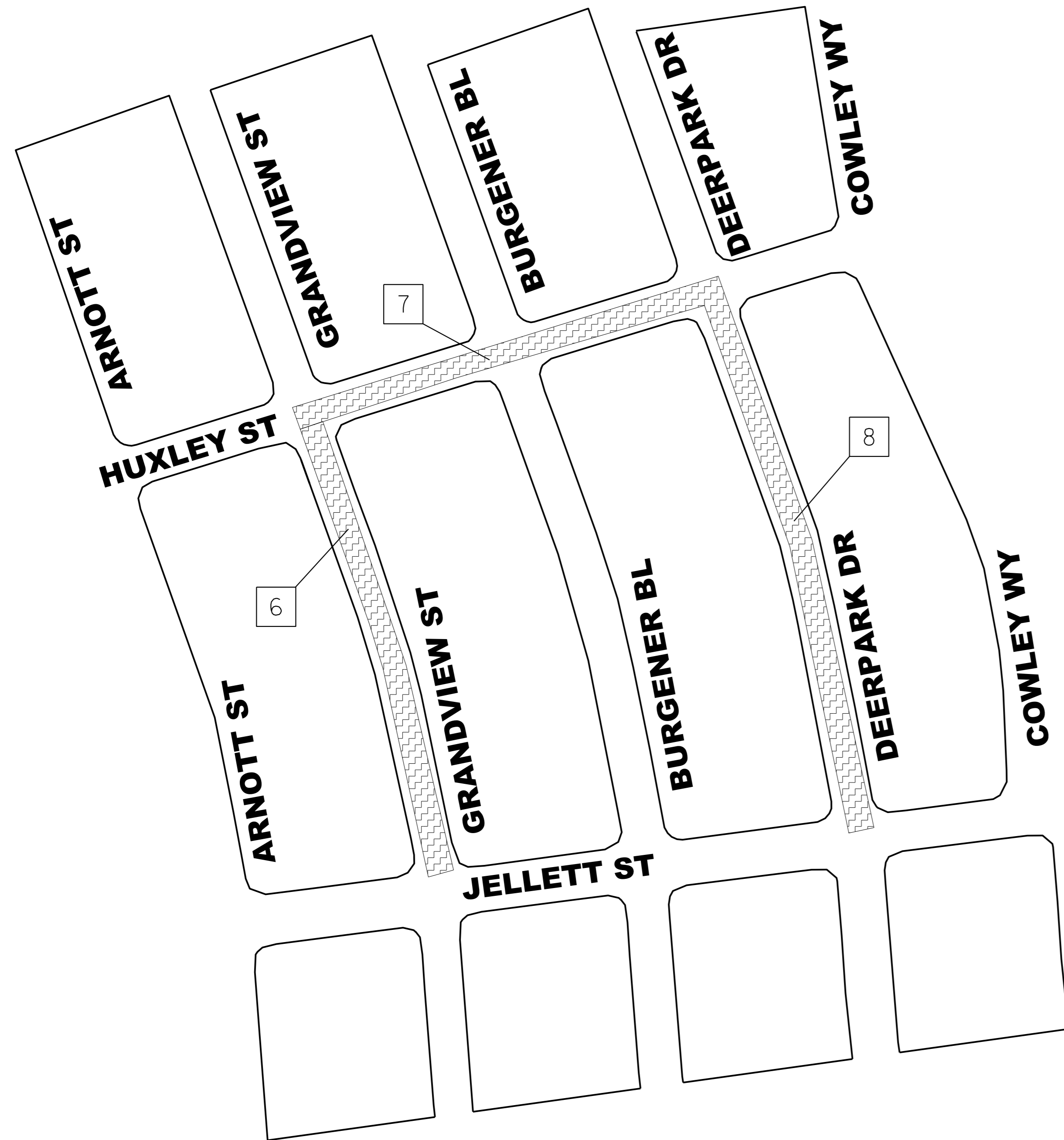
WATER GROUP 970 CI

WBS#  
B-18075

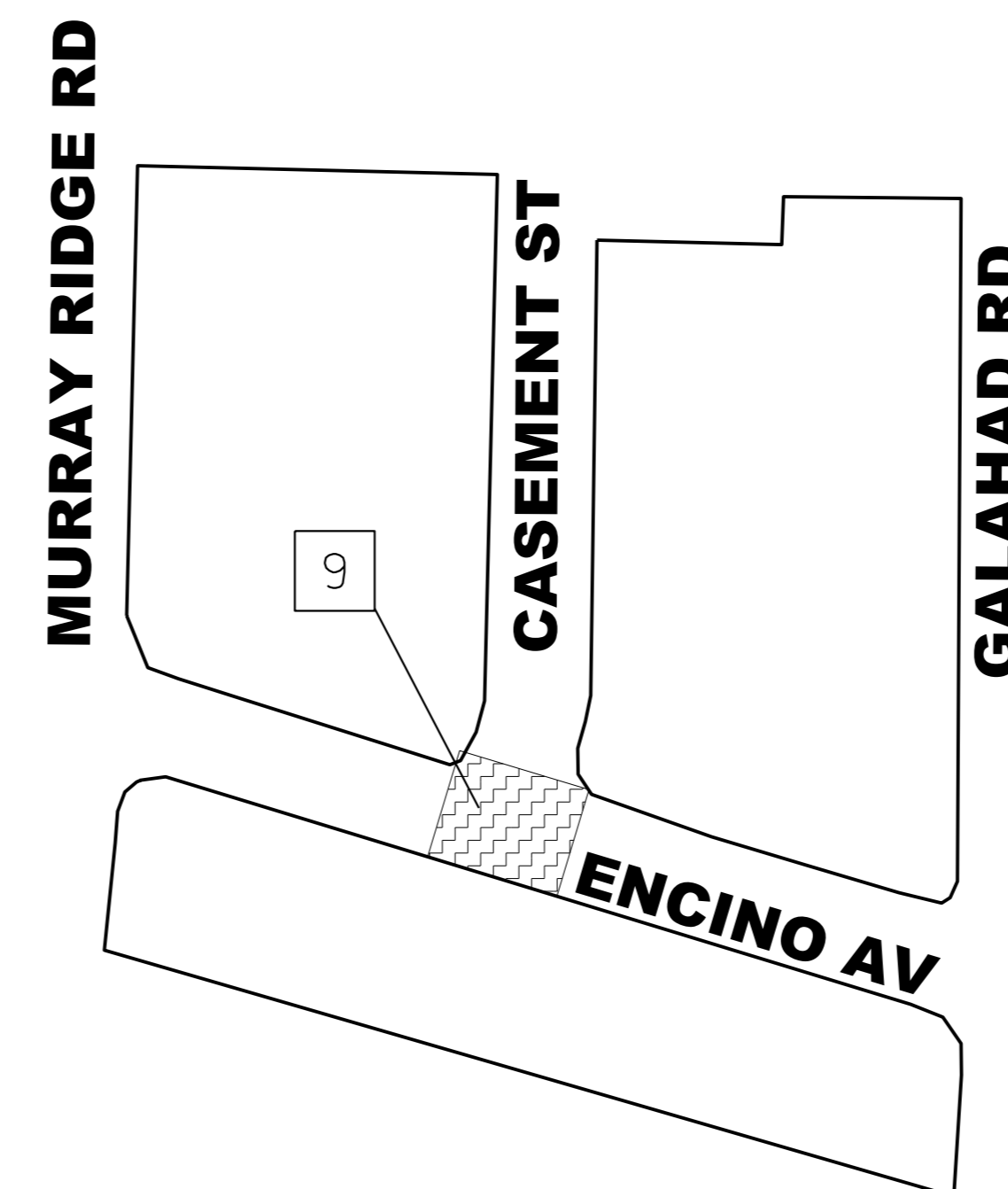
MAP NO.  
3 OF 7

# WATER GROUP 970 CI

## STREET RESURFACING



SITE 6 & 7



SITE 8

PAVING SCHEDULE NOTES							
NO.	LOCATION	STREET SEGMENT ID	OCI	RESTORATION REQUIRED	LENGTH (FT)	WIDTH (FT)	APPROX. AREA (SF)
6	GRANDVIEW ST BETWEEN JELLETT ST AND HUXLEY ST	SS-012523	72.47	SLURRY SEAL TYPE I OVER II	680	50	34,000
7	HUXLEY ST BETWEEN GRANDVIEW ST AND DEERPARK DR	SS-013906 SS-013905	59.60 68.92	SLURRY SEAL TYPE I OVER II	590	50	29,500
8	DEERPARK DR BETWEEN JELLETT ST AND HUXLEY ST	SS-008900	47.49	SLURRY SEAL TYPE I OVER II	790	60	47,400
9	ENCINO AVE BETWEEN CASEMENT ST AND LIMIT LINE	SS-010353	68.19	SLURRY SEAL TYPE I OVER II	25	20	800
TOTAL AREA OF SLURRY SEAL TYPE I OVER II							III,700 SF

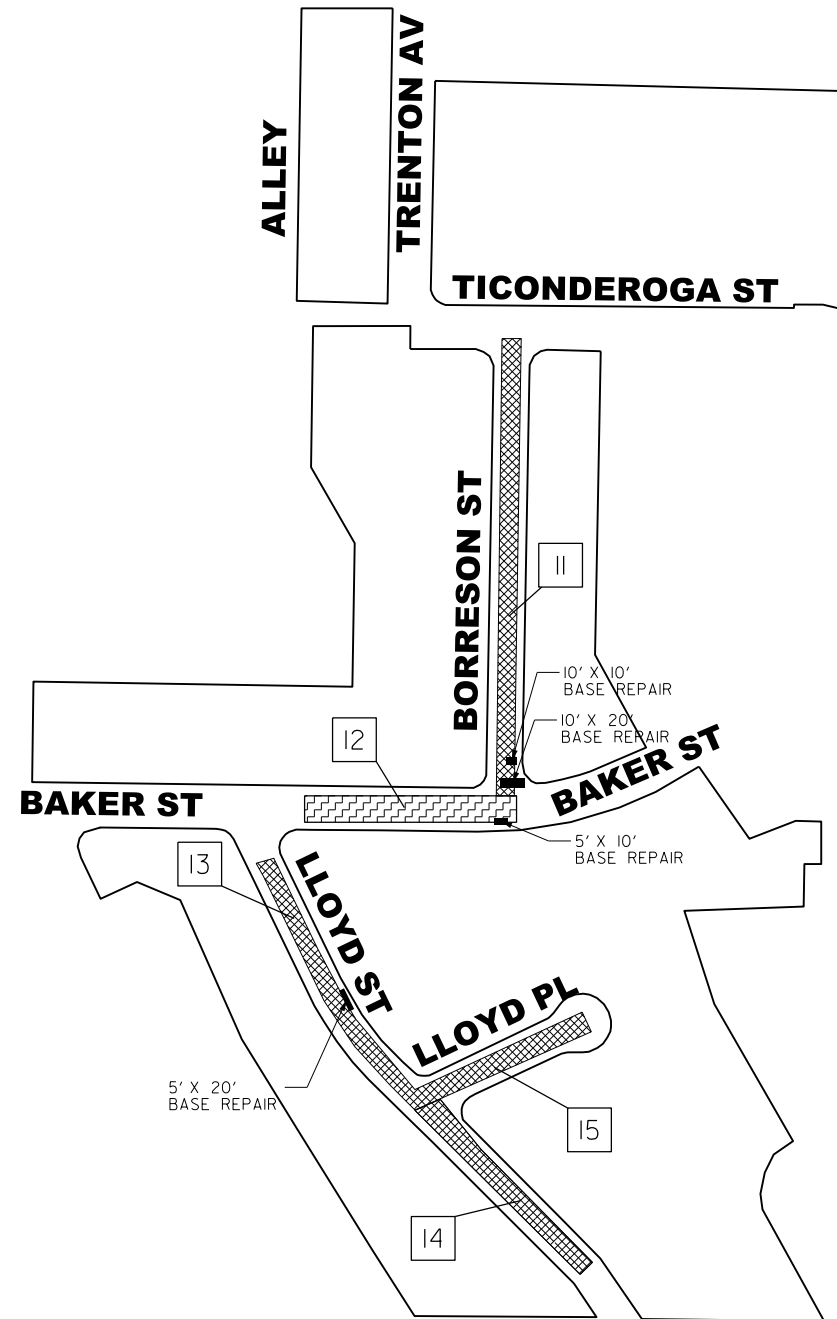
LEGEND	
	APPROX. LIMITS OF SLURRY SEAL TYPE I OVER TYPE II

WATER GROUP 970 CI		
		WBS# B-18075
		MAP NO. 4 OF 7

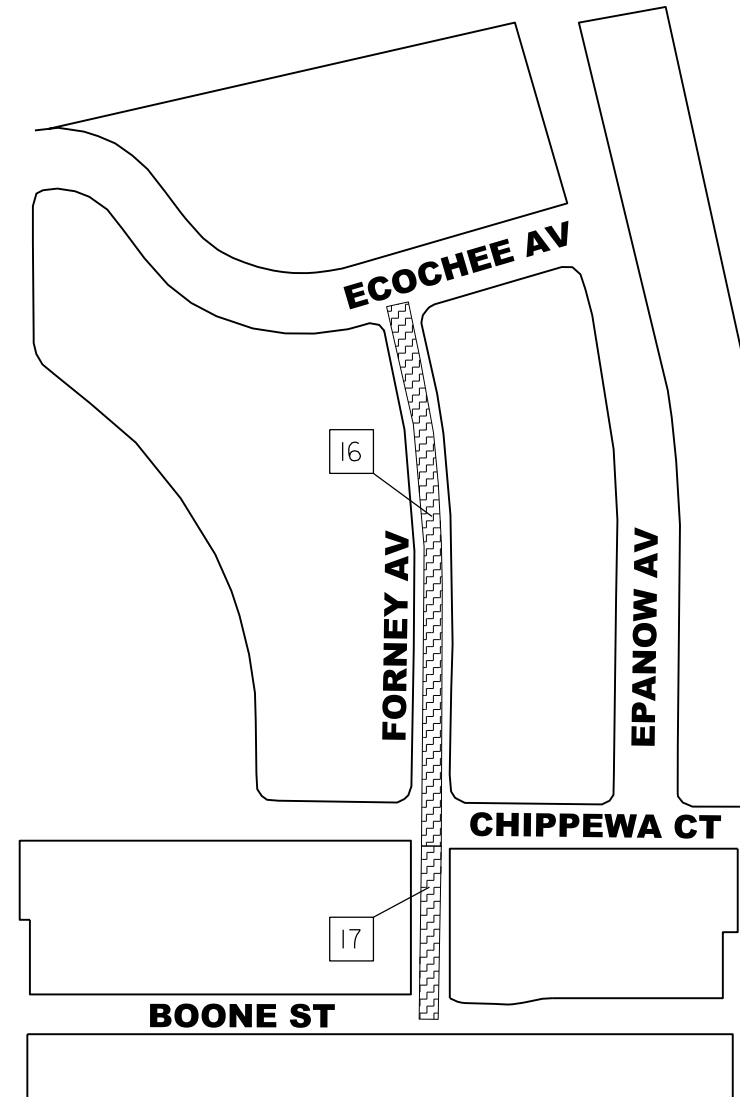
STREET RESURFACING PLAN

# WATER GROUP 970 CI

## STREET RESURFACING



SITE 9



SITE 10

PAVING SCHEDULE NOTES							
NO.	LOCATION	STREET SEGMENT ID	OCI	RESTORATION REQUIRED	LENGTH (FT)	WIDTH (FT)	APPROX. AREA (SF)
10	NOT USED						
11	BORRESON ST BETWEEN TICONDEROGA ST AND BAKER ST	SS-004612	33.89	FULLWIDTH COLD MILLING AND AC OVERLAY (2 INCH)	650	50	32,500
12	BAKER ST BETWEEN LLOYD ST AND BORRESON ST	SS-003388	64.14	SLURRY SEAL TYPE I OVER TYPE II	350	50	17,500
13	LLOYD ST BETWEEN BAKER ST AND LLOYD PL	SS-016624	58.28	FULLWIDTH COLD MILLING AND AC OVERLAY (2 INCH)	450	50	22,500
14	LLOYD ST BETWEEN LLOYD PL AND LIMIT LINE	SS-016628	73.91	FULLWIDTH COLD MILLING AND AC OVERLAY (2 INCH)	300	50	15,000
15	LLOYD PL BETWEEN LLOYD ST AND LIMIT LINE	SS-016623	40.3	FULL WIDTH COLD MILLING AND AC OVERLAY (2 INCH)	248	50	12,400
16	FORNEY AVE BETWEEN ECOCHEE AV AND CHIPPEWA CT	SS-011316	83.12	SLURRY SEAL TYPE I OVER TYPE II	672	50	33,600
17	FORNEY AVE BETWEEN BOONE ST AND CHIPPEWA CT	SS-011317	65.31	SLURRY SEAL TYPE I OVER TYPE II	224	50	11,200
18	NOT USED						
TOTAL AREA OF SLURRY SEAL TYPE I OVER TYPE II							62,300 SF
TOTAL AREA OF FULL WIDTH COLD MILLING AND AC OVERLAY (2 INCH)							82,400 SF

LEGEND	
	APPROX. LIMITS OF SLURRY SEAL TYPE I OVER TYPE II
	APPROX. LIMITS OF FULL WIDTH COLD MILLING AND AC OVERLAY (2 INCH)
	APPROX. LIMITS OF CONCRETE PAVEMENT REPLACEMENT

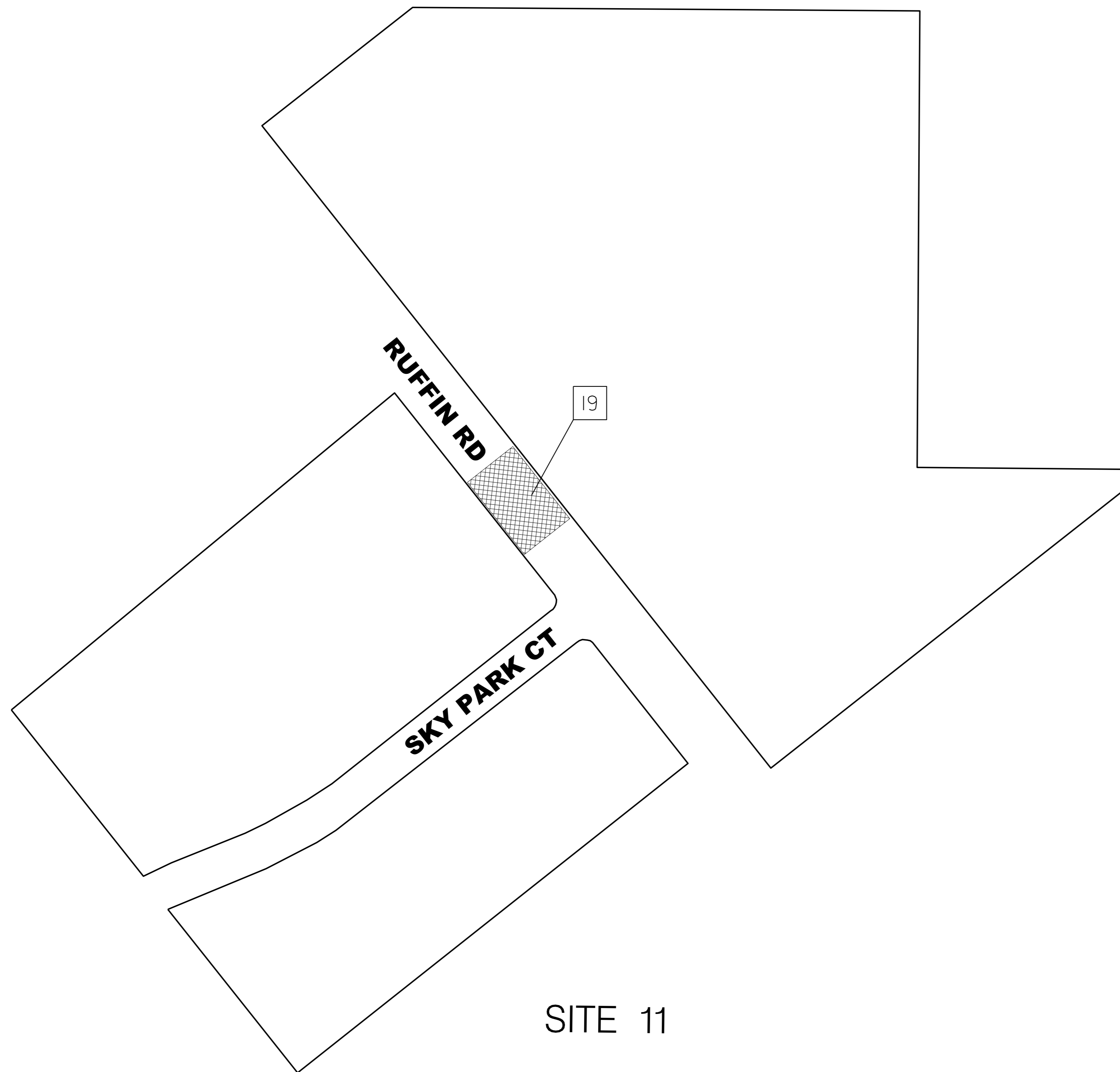
WATER GROUP 970 CI

WBS#  
B-18075

MAP NO.  
5 OF 7

# WATER GROUP 970 CI

## STREET RESURFACING



PAVING SCHEDULE NOTES							
NO.	LOCATION	STREET SEGMENT ID	OCI	RESTORATION REQUIRED	LENGTH (FT)	WIDTH (FT)	APPROX. AREA (SF)
19	RUFFIN RD BETWEEN LIMIT LINE AND LIMIT LINE	SS-023781	75.42	FULL WIDTH COLD MILLING AND AC OVERLAY (2 INCH)	80	20	1,600
TOTAL AREA OF FULL WIDTH COLD MILLING AND AC OVERLAY (2 INCH)							1,600 SF

LEGEND	
	APPROX. LIMITS OF FULL WIDTH COLD MILLING AND AC OVERLAY (2 INCH)

WATER GROUP 970 CI

WBS#  
B-18075

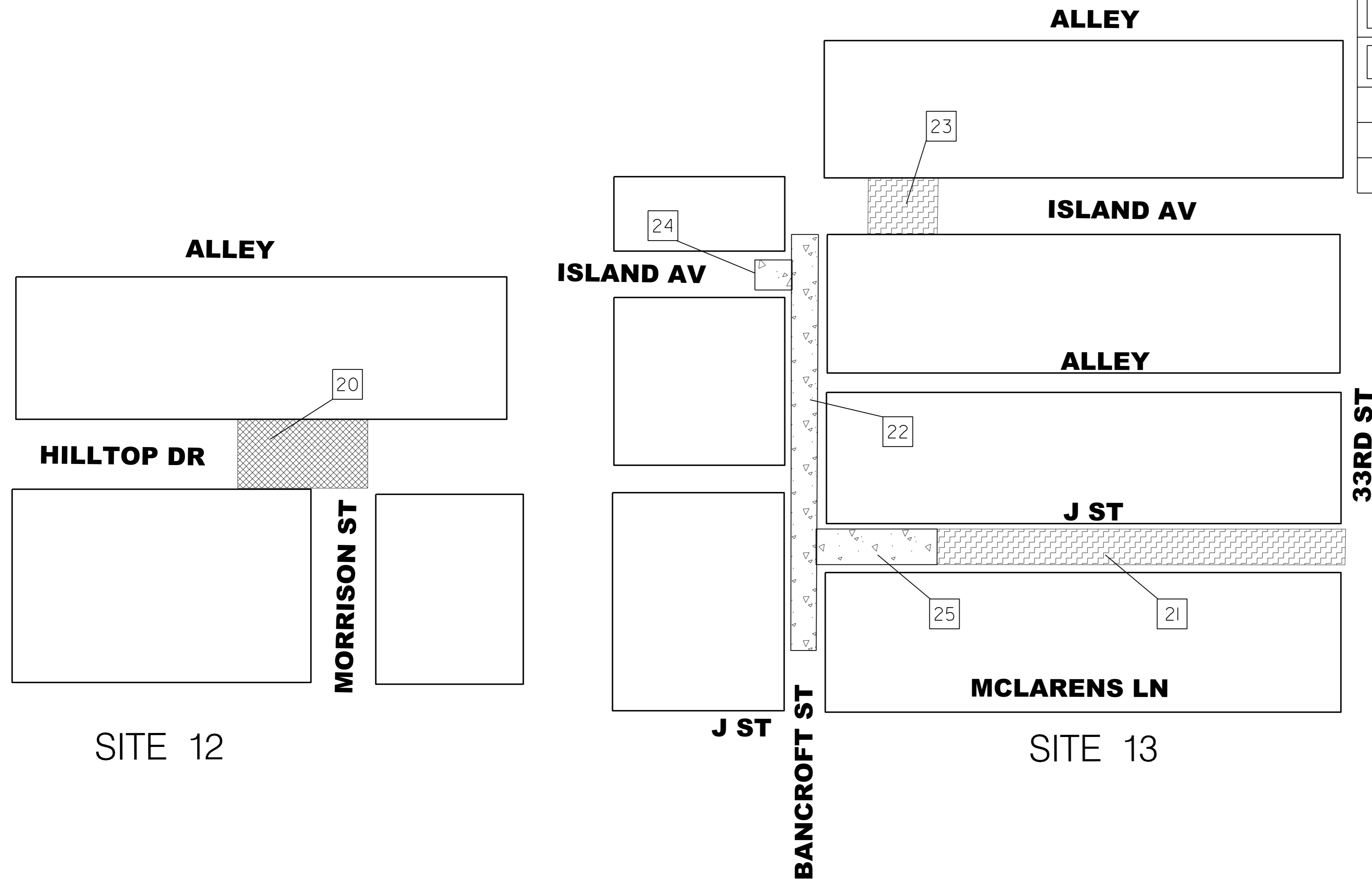
MAP NO.  
6 OF 7

STREET RESURFACING PLAN

# WATER GROUP 970 CI

## STREET RESURFACING

PAVING SCHEDULE NOTES							
NO.	LOCATION	STREET SEGMENT ID	OCI	RESTORATION REQUIRED	LENGTH (FT)	WIDTH (FT)	APPROX. AREA (SF)
20	HILLTOP DR BETWEEN MORRISON ST AND LIMIT LINE	SS-013582	75.63	FULL WIDTH COLD MILLING AND AC OVERLAY (2 INCH)	74	34	2,516
21	J ST BETWEEN LIMIT LINE AND 33RD ST	SS-014364	66.69	SLURRY SEAL TYPE I OVER II	400	50	20,000
22	BANCROFT ST BETWEEN J ST AND ISLAND AV	SS-003498 SS-003493	90.99 87.50	CONCRETE PAVEMENT REPLACEMENT	400	25	10,000
23	ISLAND AVE BETWEEN ISLAND AV AND LIMIT LINE	SS-014271	85.71	SLURRY SEAL TYPE I OVER II	40	32	1280
24	ISLAND AVE BETWEEN ISLAND AV AND LIMIT LINE	SS-014271	85.71	CONCRETE PAVEMENT REPLACEMENT	14	21	294
25	J ST BETWEEN BANCROFT AND LIMIT LINE	SS-014364	66.69	CONCRETE PAVEMENT REPLACEMENT	130	50	6,500
TOTAL AREA OF SLURRY SEAL TYPE I OVER TYPE II							21,280 SF
TOTAL AREA OF COLD MILLING AND AC OVERLAY (2 INCH)							2,516 SF
TOTAL AREA OF CONCRETE PAVEMENT REPLACEMENT							16,794 SF



LEGEND	
	APPROX. LIMITS OF SLURRY SEAL TYPE I OVER TYPE II
	APPROX. LIMITS OF FULL WIDTH COLD MILLING AND AC OVERLAY (2 INCH)
	APPROX. LIMITS OF CONCRETE PAVEMENT REPLACEMENT

WATER GROUP 970 CI

		WBS# B-18075	MAP NO. 7 OF 7
--	--	-----------------	-------------------

STREET RESURFACING PLAN

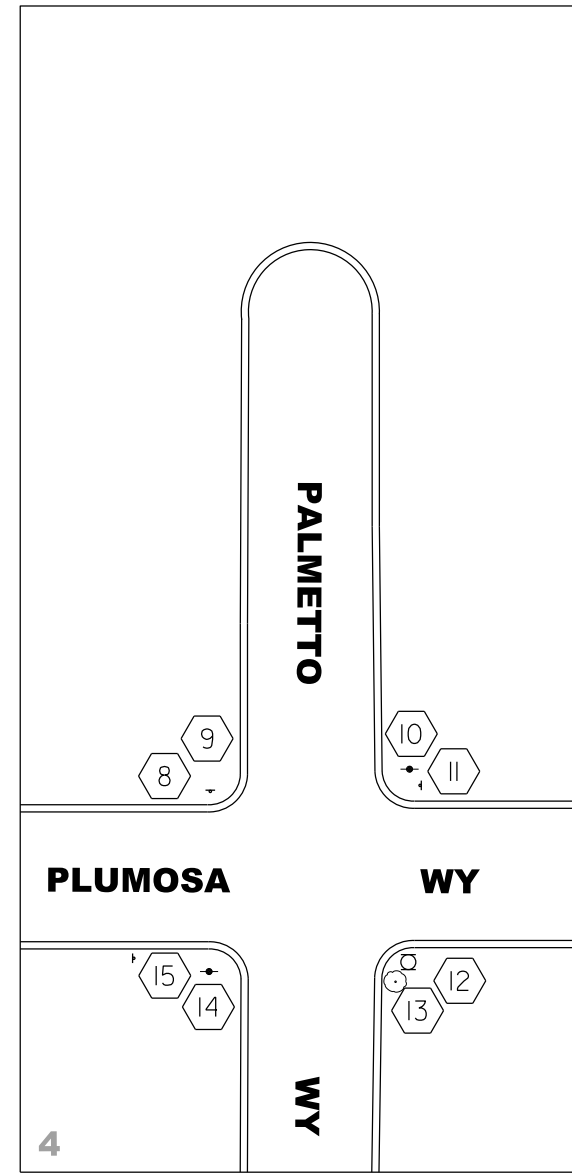
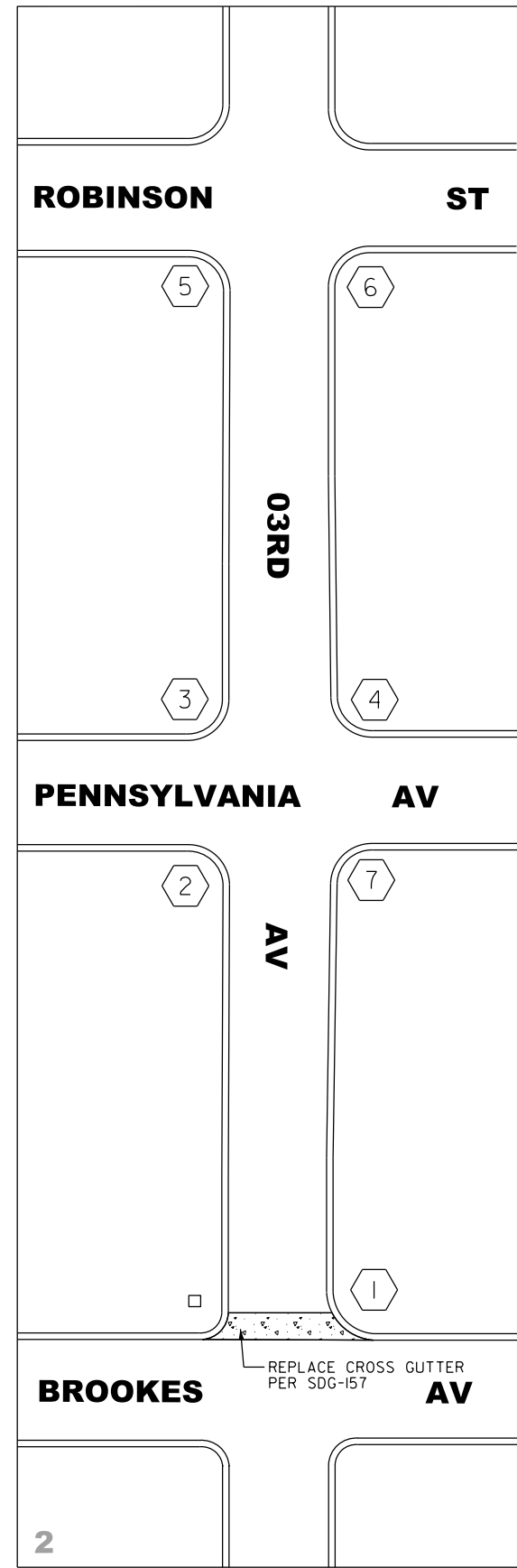
## **APPENDIX O**

### **CURB RAMPS**



# WATER GROUP 970 CI

## CURB RAMP LOCATIONS



CURB RAMP NOTES TABLE

LOCATION NO.	CURB RAMP		REPLACEMENT	NEW	HISTORIC STAMPS	SURVEY MARKER	BARRICADE TYPE	MISC SIGN	DETECTABLE WARNING TILES		COMMENTS / MODIFICATIONS
	TYPE	CASE							STAINLESS STEEL	OTHER	
1	A		X		X				X		INSTALL CROSS GUTTER PER SDG-157
2	A			X	X				X		
3	A			X	X				X		
4	A			X					X		
5	A		X						X		
6	A		X						X		
7	A		X						X		
8	B			X					X		
9	B			X					X		
10	B			X					X		PROTECT IN PLACE EX. UTILITY POLE. CONTACT (AT&T) TO MAINTAIN 84 INCH MIN VERTICAL CLEARANCE IF NEEDED.
11	B			X					X		RELOCATE SIGNS PER SDM-104 AND ADJUST TO PROVIDE MIN 84 INCH VERTICAL CLEARANCE
12	B			X					X		
13	B			X					X		
14	B			X					X		
15	B			X					X		PROTECT EXISTING UTILITY POLE

• THE DETECTABLE WARNING TILES SHALL BE PER THE CITY'S APPROVED MATERIALS LIST

**GENERAL CURB RAMP NOTES:**

- THE DETECTABLE WARNING TILES SHALL BE PER THE CITY'S APPROVED MATERIALS LIST.
- CONTRACTOR MAY USE NON-STAINLESS MATERIAL PER CITY'S AML IF THE DWT HAS TO BE TRIMMED TO CONFORM TO THE CURB RAMP CONFIGURATION.
- THE DESIGN OF THE CURB RAMP SHALL NOT AFFECT THE DRAINAGE PATTERN ON THE STREET.
- CONTRACTOR SHALL REPLACE LIFTED, DAMAGED OR MISSING SIDEWALK PANELS WITHIN THE ENTIRE CURB RETURN AND ALONG THE IMMEDIATE SIDEWALK AREAS LEADING TO THE CURB RETURN.
- CONTRACTOR SHALL NOTIFY THE RESIDENT ENGINEER OF ANY OTHER DAMAGED AND LIFTED SIDEWALK PANELS THAT ARE OUTSIDE THE SCOPE OF WORK BUT WITHIN THE PROJECT AREA AND LEADING TO THE CORNERS THAT WILL BE IMPROVED BY THE PROJECT.
- COUNTER SLOPES (CURB RAMP SLOPE PLUS STREET SLOPE) WHEN ADDED CANNOT EXCEED 13% WITH THE EXCEPTION OF A TYPE C2 AND C1 ADJUST THE SLOPE OF THE MAIN RAMP AND/OR STREET IF THE COUNTER SLOPE EXCEEDS 5.0%.
- PROTECT AND KEEP ALL HISTORIC STAMPS WITHIN CORNER SIDEWALKS.
- CONTRACTOR TO USE THE SAME EXISTING SIDEWALK CONCRETE COLOR ON THE SIDEWALK PANELS AND CURB RAMP, MATCH APPROVED COLOR PER COMMUNITY PLAN.
- CONTRACTOR TO PROTECT ANY EXISTING WALLS BEHIND THE SIDEWALK DURING DEMOLITION AND CONSTRUCTION.
- FOR NEW OR RELOCATED SIGNAL AND/OR PPB POLES, THE HOUSING ASSEMBLY FOR THE PPB'S SHALL BE REPLACED WITH A METALLIC HOUSING THAT MATCHES COLOR NO. 33538 OF FED-STD-595.
- CONTRACTOR TO ENSURE THERE ARE SIGNS ON BOTH SIDES OF THE STANDARD PEDESTRIAN BARRICADE AND THAT THE ARROWS ON THE SIGNS POINT TO THE NEAREST CROSSING AREA.
- PROVIDE A RETAINING CURB BEHIND THE CURB RAMP IF THE ADJACENT GRADE IS HIGHER OR LOWER THAN THE SIDEWALK OR CURB RAMP LANDING SURFACE. THE HEIGHT OF THE RETAINING CURB SHALL BE 2' HIGHER THAN THE ADJACENT GRADE.
- CONTRACTOR SHALL STAMP EACH PROPOSED CURB RAMP.
- REPLACE ANY UTILITY BOX THAT ARE NOT IN A LIKE CONDITION.

**LEGEND**

CURB RAMP NO's	EX TREE	EX CURB RAMP
EX UTILITY POLE	EX STREET SIGN	EX STREET LIGHT
EX FIRE HYDRANT	PED BARRICADE	

**PROPOSED CURB RAMPS PER STANDARD DRAWINGS:**

DETECTABLE WARNING TILES	SDG-130
GENERAL CURB RAMP NOTES	SDG-131
CURB RAMP A	SDG-132
CURB RAMP B	SDG-133
DUAL CURB RAMPS	SDG-134
CURB RAMP - TYPE C1 & C2	SDG-135
CURB RAMP - ADDITIONAL DETAILS	SDG-136
CURB RAMP - TYPE D	SDG-137
GENERAL CURB RAMPS	SDG-138
PEDESTRIAN ISLAND AND CUT-THROUGH DETAILS	SDG-139
PROTECTIVE RAILING AT CURB RAMPS	SDG-140
EX STAMP/IMPRESSION PLACEMENT	SDG-115

WATER GROUP 970 CI

The City of <b>SAN DIEGO</b> Public Utilities	WBS# B-18075	MAP NO. 1 OF 6
---	--------------	----------------

CURB RAMP LOCATIONS

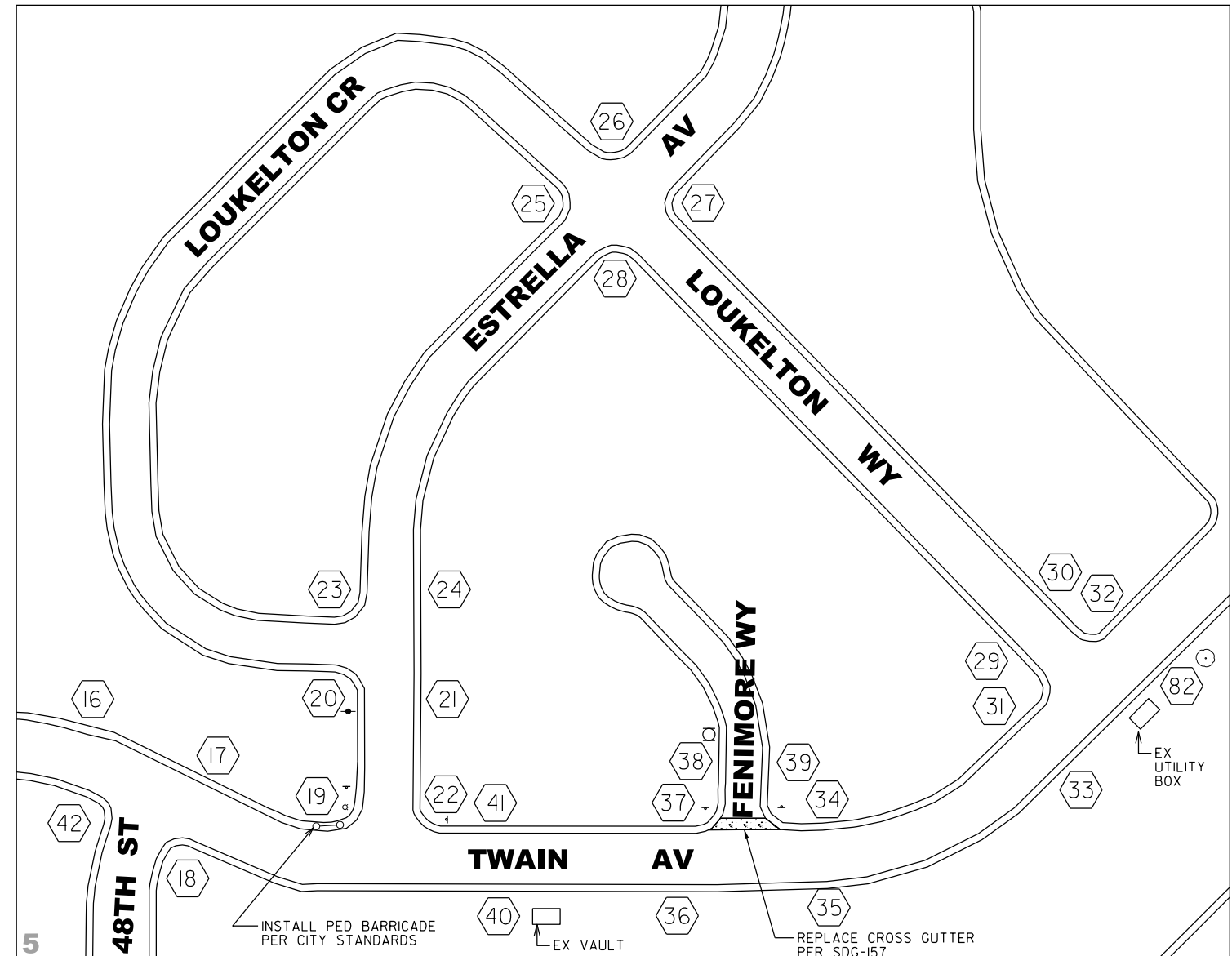
# WATER GROUP 970 CI

## CURB RAMP LOCATIONS

CURB RAMP NOTES TABLE

LOCATION NO.	CURB RAMP		REPLACEMENT	NEW	HISTORIC STAMPS	SURVEY MARKER	BARRICADE TYPE	MISC SIGN	DETECTABLE WARNING TILES		COMMENTS / MODIFICATIONS
	TYPE	CASE							STAINLESS STEEL	OTHER	
16		B		X					X		
17		B		X					X		
18	A		X						X		
19	A		X						X		REPLACE SPANDREL
20	A			X					X		PROTECT IN PLACE UTILITY POLE. REPLACE SPANDREL
21	B			X					X		
22	C2		X						X		STEP AT BACK OF CURB RAMP MUST MATCH STAIR HEIGHT BEHIND CURB RAMP. REPLACE SPANDREL SEE DUAL CURB RAMPS SDG-134.
23	A			X					X		REPLACE SPANDREL
24	B			X					X		ENSURE 4'-0" DISTANCE FROM THE EDGE OF CURB RAMP AND THE EXISTING DRIVEWAY.
25	A			X					X		
26	A			X					X		INSTAL THE REQUIRED BRIGHT YELLOW PROTECTOR TO THE GUY WIRE.
27	A			X					X		REPLACE SPANDREL
28	A		X						X		REPLACE SPANDREL
29	A		X						X		SEE DUAL CURB RAMPS SDG-134.
30	A		X						X		REPLACE SPANDREL, INSTALL DUAL CURBRAMP PER SDG-134. REMOVE LANDSCAPING AT CURB RAMP AREA.
31	A			X					X		SEE SUAL CURB RAMPS SDG-134. RELOCATE STOP SIGN POLE AND STOP LIMIT LINE AS NECESSARY.
32	A			X					X		REMOVE LANDSCAPING AT CURB RAMP AREA.
33	B			X					X		ENSURE 4'-0" DISTANCE FROM THE EDGE OF CURB RAMP AND THE EXISTING DRIVEWAY.
34	A			X					X		SEE DUAL CURB RAMPS SDG-134
35	B			X					X		
36	B			X					X		ENSURE 48" MIN CLEARANCE FROM DRIVEWAY WING TO BEGINNING OF CURB RAMP OPENING
37	A			X					X		SEE DUAL CURB RAMPS SDG-134. RELOCATE STOP SIGN POLE AND STOP LIMIT LINE.
38	A		X						X		REPLACE SPANDREL. REFERENCE SDG-134. RELOCATE STOP SIGN POLE AND STOP LIMIT LINE.
39	A		X						X		REPLACE SPANDREL. SEE DUAL CURB RAMPS SDG-134
40	A			X					X		PROTECT EX. VAULT. CASE A WITH SINGLE FLARE ON WEST SIDE ENSURE 48" MIN CLEARANCE FROM DRIVEWAY WING TO BEGINNING OF CURB RAMP OPENING
41	C2			X					X		RELOCATE LIMIT LINE. REFERENCE SDG-134.
42	A		X						X		
82	A			X					X		PROTECT IN PLACE EX. UTILITY BOX AND EX. TREE

• THE DETECTABLE WARNING TILES SHALL BE PER THE CITY'S APPROVED MATERIALS LIST



**LEGEND**

⊗ CURB RAMP NO's	⊙ EX TREE	□ EX CURB RAMP
⬮ EX UTILITY POLE	⬮ EX STREET SIGN	⊙ EX STREET LIGHT
⊙ EX FIRE HYDRANT	⬮ PED BARRICADE	

**PROPOSED CURB RAMPS PER STANDARD DRAWINGS:**

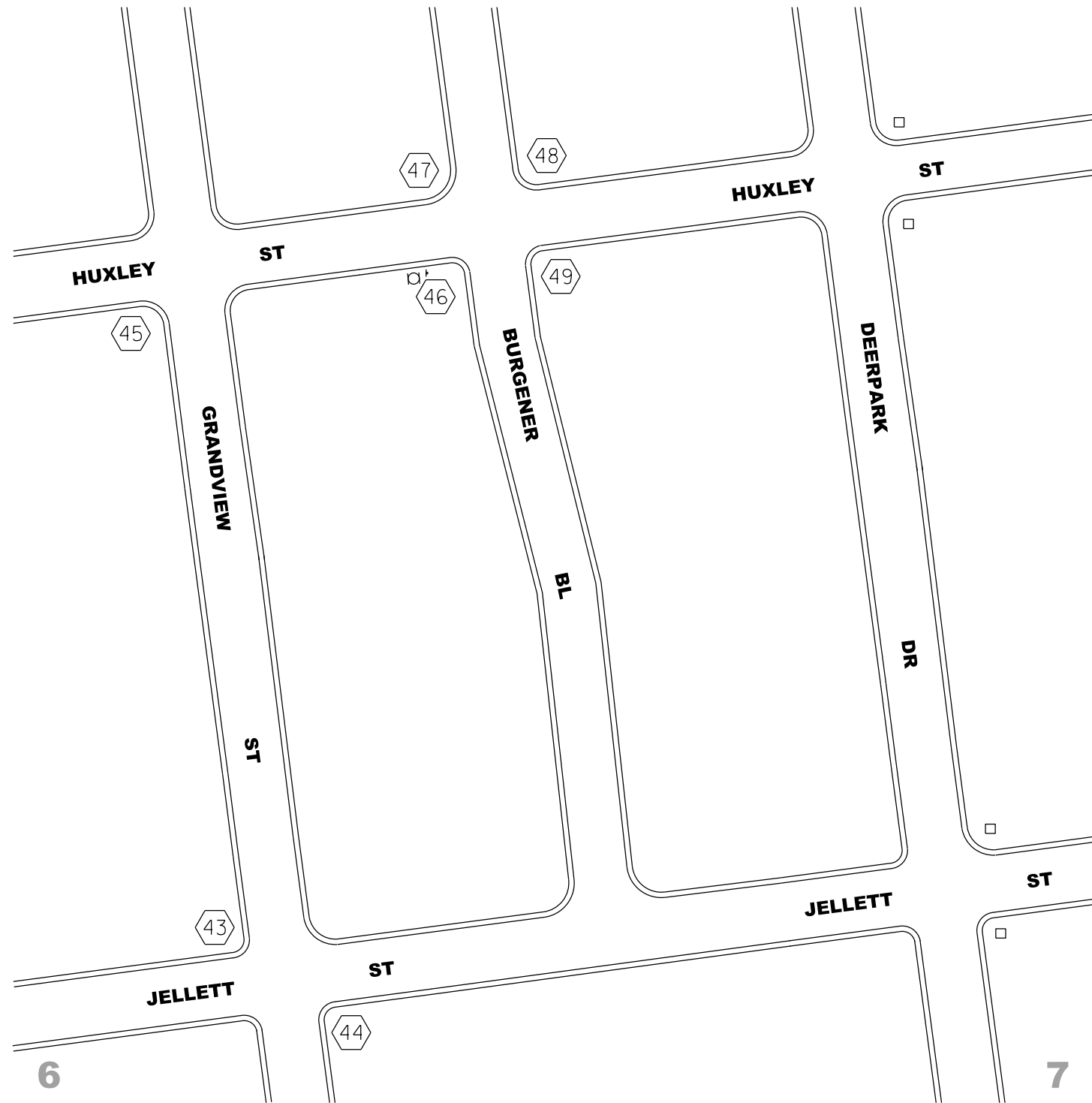
DETECTABLE WARNING TILES	SDG-130
GENERAL CURB RAMP NOTES	SDG-131
CURB RAMP A	SDG-132
CURB RAMP B	SDG-133
DUAL CURB RAMPS	SDG-134
CURB RAMP - TYPE C1 & C2	SDG-135
CURB RAMP - ADDITIONAL DETAILS	SDG-136
CURB RAMP - TYPE D	SDG-137
GENERAL CURB RAMPS	SDG-138
PEDESTRIAN ISLAND AND CUT-THROUGH DETAILS	SDG-139
PROTECTIVE RAILING AT CURB RAMPS	SDG-140
EX STAMP/IMPRESSION PLACEMENT	SDG-115

WATER GROUP 970 CI

 The City of <b>SAN DIEGO</b> Public Utilities	WBS# B-18075	MAP NO. 2 OF 6
---	-----------------	-------------------

# WATER GROUP 970 CI

## CURB RAMP LOCATIONS

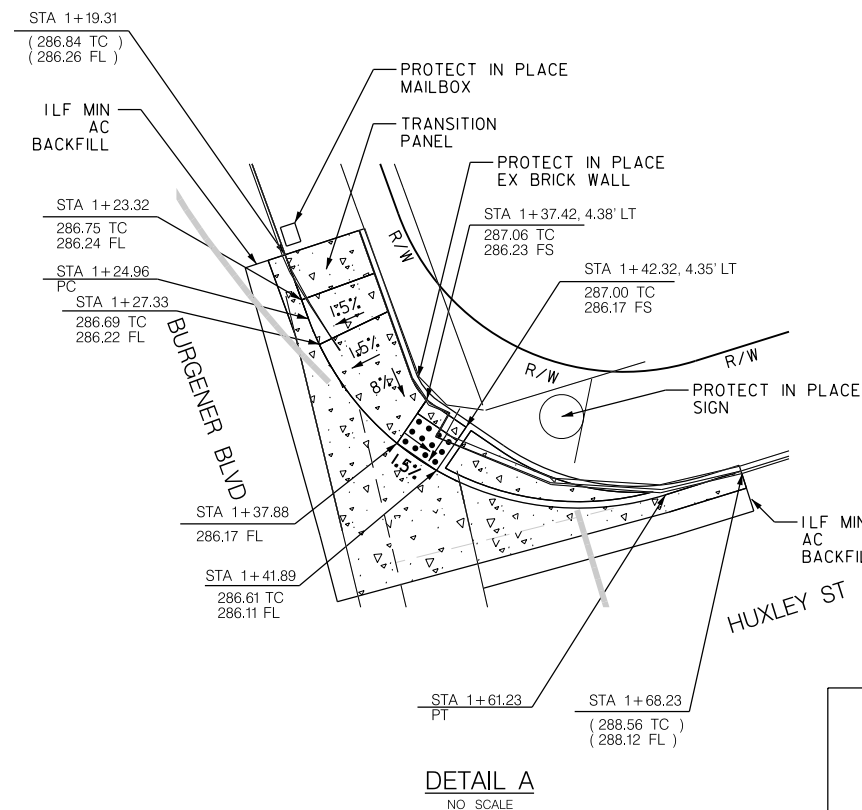


CURB RAMP NOTES TABLE

LOCATION NO.	CURB RAMP		REPLACEMENT	NEW	HISTORIC STAMPS	SURVEY MARKER	BARRICADE TYPE	DETECTABLE WARNING TILES		COMMENTS / MODIFICATIONS
	TYPE	CASE						STAINLESS STEEL	OTHER	
43	C2		X					X		EX RW BEHIND THE CURB RAMP LANDING
44	C2		X					X		PROTECT IN PLACE EX. STORM DRAIN
45	CI			X				X		ENSURE 48 INCH MIN. PATH OF TRAVEL AROUND UTILITY POLE. RELOCATE STOP LIMIT LINE AS NECESSARY.
46	CI		X					X		RELOCATE STOP LIMIT LINE AS NECESSARY.
47	CI		X					X		MODIFIED FOR I FLARE ON SIDEWALK SIDE OF DWT. RELOCATE SIGNS IF NECESSARY
48	CI		X					X		SEE DETAIL A
49	CI		X					X		ENSURE 48" MIN CLEARANCE OF FH AND BUS SIGN

PRINCIPLE SETTING OUT LINE FOR Curb Ramp 48 A

POINT CHAINAGE (ft) NORTHING (ft) EASTING (ft)  
 ELEMENT LENGTH (ft) WCB (0°00'00")  
 (STRAIGHT) WCB (0°00'00")  
 (R=STARTING ANGLE) (R=END ANGLE)  
 POB 1+00.00 1868757.87 6272075.95  
 STRAIGHT 19.31 159°58'16.81"  
 PI 1+19.31 1868739.72 6272082.56  
 STRAIGHT 4.00 159°58'16.81"  
 PI 1+23.32 1868735.96 6272083.93  
 STRAIGHT 1.65 159°58'16.81"  
 PC 1+24.96 1868734.42 6272084.49  
 R = -24.00 2.36 160°03'46.70" 154°25'05.68"  
 PCC 1+27.33 1868732.24 6272085.41  
 R = -24.00 10.56 154°25'05.68" 129°12'38.97"  
 PCC 1+37.88 1868724.01 6272091.88  
 R = -24.00 4.00 129°12'38.97" 119°39'01.56"  
 PCC 1+41.89 1868721.74 6272095.18  
 R = -24.00 19.76 119°39'01.56" 72°29'19.88"  
 PT 1+61.64 1868719.71 6272114.28  
 STRAIGHT 6.59 72°29'18.92"  
 POE 1+68.23 1868721.70 6272120.56



**LEGEND**

8 CURB RAMP NO's   
 ○ EX TREE   
  EX CURB RAMP  
• EX UTILITY POLE   
 + EX STREET SIGN   
 ⊗ EX STREET LIGHT  
○ EX FIRE HYDRANT   
 ↔ PED BARRICADE

PROPOSED CURB RAMPS PER STANDARD DRAWINGS:

DETECTABLE WARNING TILES	SDG-130
GENERAL CURB RAMP NOTES	SDG-131
CURB RAMP A	SDG-132
CURB RAMP B	SDG-133
DUAL CURB RAMPS	SDG-134
CURB RAMP - TYPE CI & C2	SDG-135
CURB RAMP - ADDITIONAL DETAILS	SDG-136
CURB RAMP - TYPE D	SDG-137
GENERAL CURB RAMPS	SDG-138
PEDESTRIAN ISLAND AND CUT-THROUGH DETAILS	SDG-139
PROTECTIVE RAILING AT CURB RAMPS	SDG-140
EX STAMP/IMPRESSION PLACEMENT	SDG-115

WATER GROUP 970 CI

Public Utilities

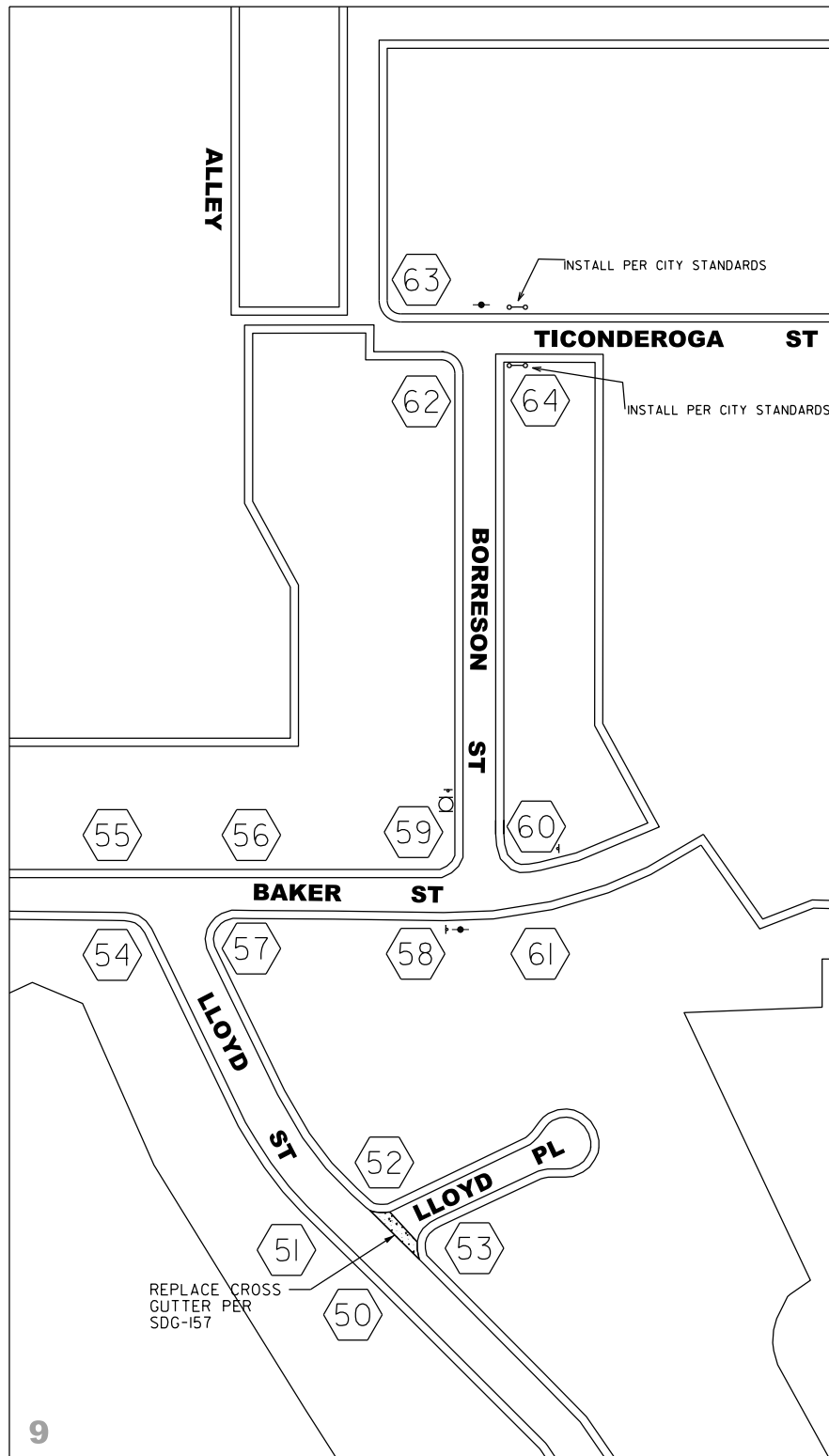
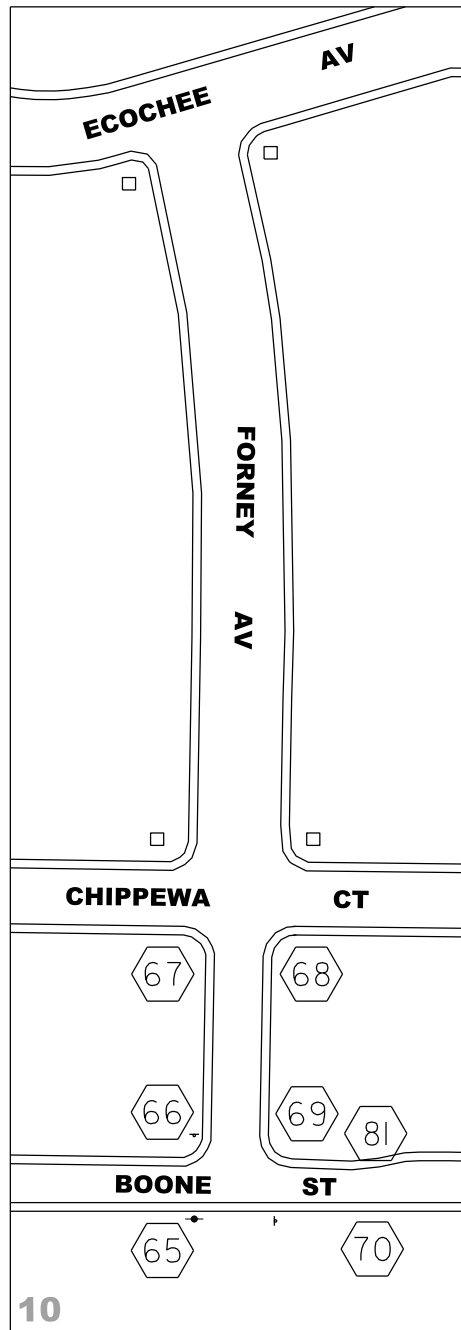
WBS#  
B-18075

MAP NO.  
3 OF 6

CURB RAMP LOCATIONS

# WATER GROUP 970 CI

## CURB RAMP LOCATIONS



CURB RAMP NOTES TABLE

LOCATION NO.	CURB RAMP		REPLACEMENT	NEW	HISTORIC STAMPS	SURVEY MARKER	BARRICADE TYPE	MISC SIGN	DETECTABLE WARNING TILES		COMMENTS / MODIFICATIONS
	TYPE	CASE							STAINLESS STEEL	OTHER	
50	CI			X					X		EXISTING PATH LOCATED BEHIND CURB RAMP
51	CI			X					X		PROVIDE STANDARD STAIR TRANSITION TO EX PATH BEHIND RAMP. PROTECT IN PLACE EX STAIRS
52	CI			X					X		RELOCATE STREET SIGN PER SDM-104. MUST HAVE 84" MIN VERTICAL CLEARANCE
53	CI			X					X		
54	CI			X					X		
55	CI			X					X		
56	CI			X					X		
57	CI			X					X		
58	CI			X					X		MAINTAIN LEVEL LANDING IN FRONT OF PRIVATE STAIRS. RELOCATE STOP SIGN AND LIMIT LINE.
59	CI			X					X		MAINTAIN LEVEL LANDING IN FRONT OF PRIVATE STAIRS. RELOCATE LIMIT LINE
60	CI			X					X		MOVE LIMIT LINE BEHIND CURB RAMP CROSSING AREA
61	CI			X					X		
62	CI			X					X		
63	CI			X					X		
64	CI			X					X		
65	B			X					X		PROTECT EXISTING UTILITY POLE. UTILITY POLE MAY BE WITHIN THE FARE PER CITY STANDARDS.
66	A			X					X		
67	A			X					X		
68	A			X					X		
69	A			X					X		SEE DUAL CURB RAMPS SDG-134
70	B			X					X		RELOCATE SIGN PER SDM-104. MUST HAVE 48" MIN CLEARANCE FROM DRIVEWAY WING TO CURB RAMP OPENING
81	A			X					X		SEE DUAL CURB RAMPS SDG-134

\* THE DETECTABLE WARNING TILES SHALL BE PER THE CITY'S APPROVED MATERIALS LIST

**LEGEND**

8 CURB RAMP NO's   
 ○ EX TREE   
  EX CURB RAMP  
● EX UTILITY POLE   
 ▶ EX STREET SIGN   
 ◊ EX STREET LIGHT  
○ EX FIRE HYDRANT   
 ↔ PED BARRICADE

PROPOSED CURB RAMPS PER STANDARD DRAWINGS:  
 DETECTABLE WARNING TILES    SDG-130  
 GENERAL CURB RAMP NOTES    SDG-131  
 CURB RAMP A    SDG-132  
 CURB RAMP B    SDG-133  
 DUAL CURB RAMPS    SDG-134  
 CURB RAMP - TYPE C1 & C2    SDG-135  
 CURB RAMP - ADDITIONAL DETAILS    SDG-136  
 CURB RAMP - TYPE D    SDG-137  
 GENERAL CURB RAMPS    SDG-138  
 PEDESTRIAN ISLAND AND CUT-THROUGH DETAILS    SDG-139  
 PROTECTIVE RAILING AT CURB RAMPS    SDG-140  
 EX STAMP/IMPRESSION PLACEMENT    SDG-115

WATER GROUP 970 CI

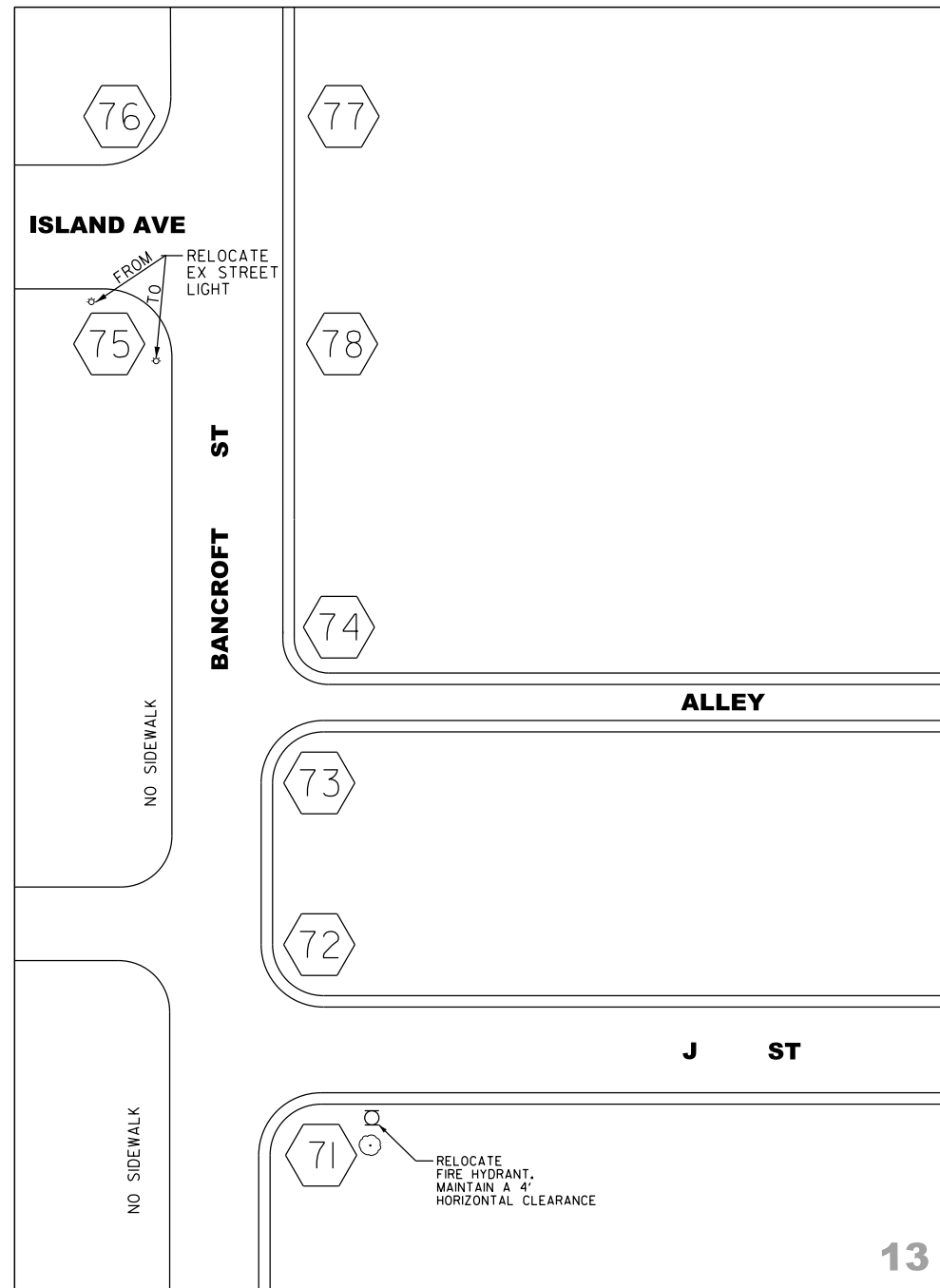
WBS#  
B-18075

MAP NO.  
4 OF 6

CURB RAMP LOCATIONS

# WATER GROUP 970 CI

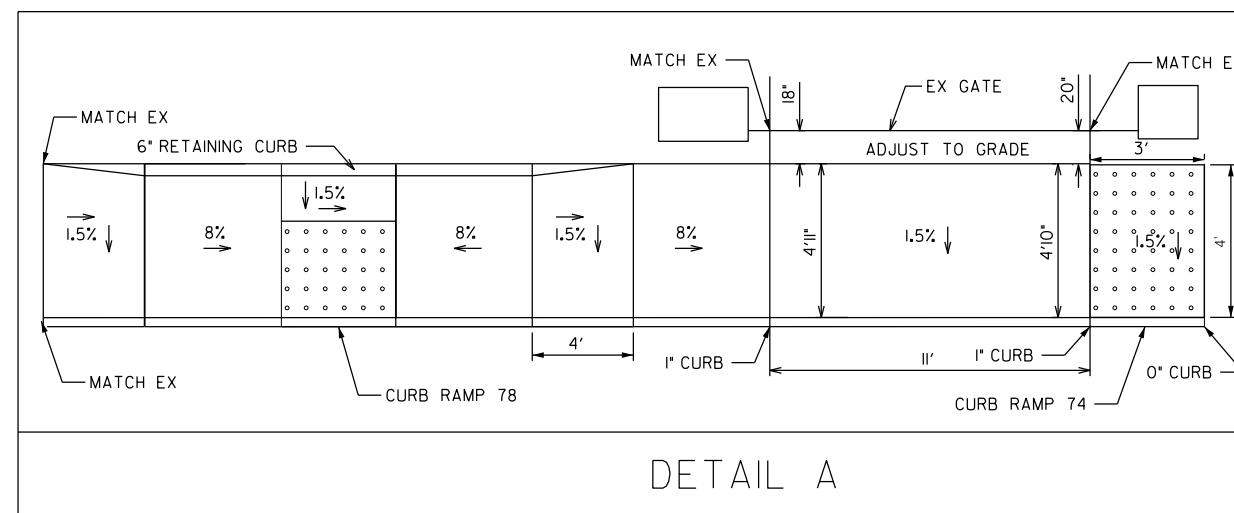
## CURB RAMP LOCATIONS



CURB RAMP NOTES TABLE

LOCATION NO.	CURB RAMP		REPLACEMENT	NEW	HISTORIC STAMPS	SURVEY MARKER	BARRICADE TYPE	MISC SIGN	DETECTABLE WARNING TILES		COMMENTS / MODIFICATIONS
	TYPE	CASE							STAINLESS STEEL	OTHER	
71	CI			X					X		PROTECT IN PLACE EX. TREE
72	CI			X					X		
73	D			X					X		PROTECT IN PLACE EX GATE
74	D			X					X		SEE DETAIL A. INSTALL MODIFIED DRIVEWAY PER SDG-I62
75	CI			X					X		MAINTAIN LEVEL LANDING INFRONT OF PRIVATE WALKWAY
76	CI			X					X		MAINTAIN LEVEL LANDING INFRONT OF PRIVATE WALKWAY
77	CI			X					X		MAINTAIN LEVEL LANDING INFRONT OF PRIVATE WALKWAY
78	CI			X					X		MAINTAIN LEVEL LANDING INFRONT OF PRIVATE WALKWAY TO RELOCATE EX LIGHT POLE.

• THE DETECTABLE WARNING TILES SHALL BE PER THE CITY'S APPROVED MATERIALS LIST



**LEGEND**

⬡ CURB RAMP NO's	⊙ EX TREE	□ EX CURB RAMP
• EX UTILITY POLE	† EX STREET SIGN	⊙ EX STREET LIGHT
⊠ EX FIRE HYDRANT	↔ PED BARRICADE	

**PROPOSED CURB RAMPS PER STANDARD DRAWINGS:**

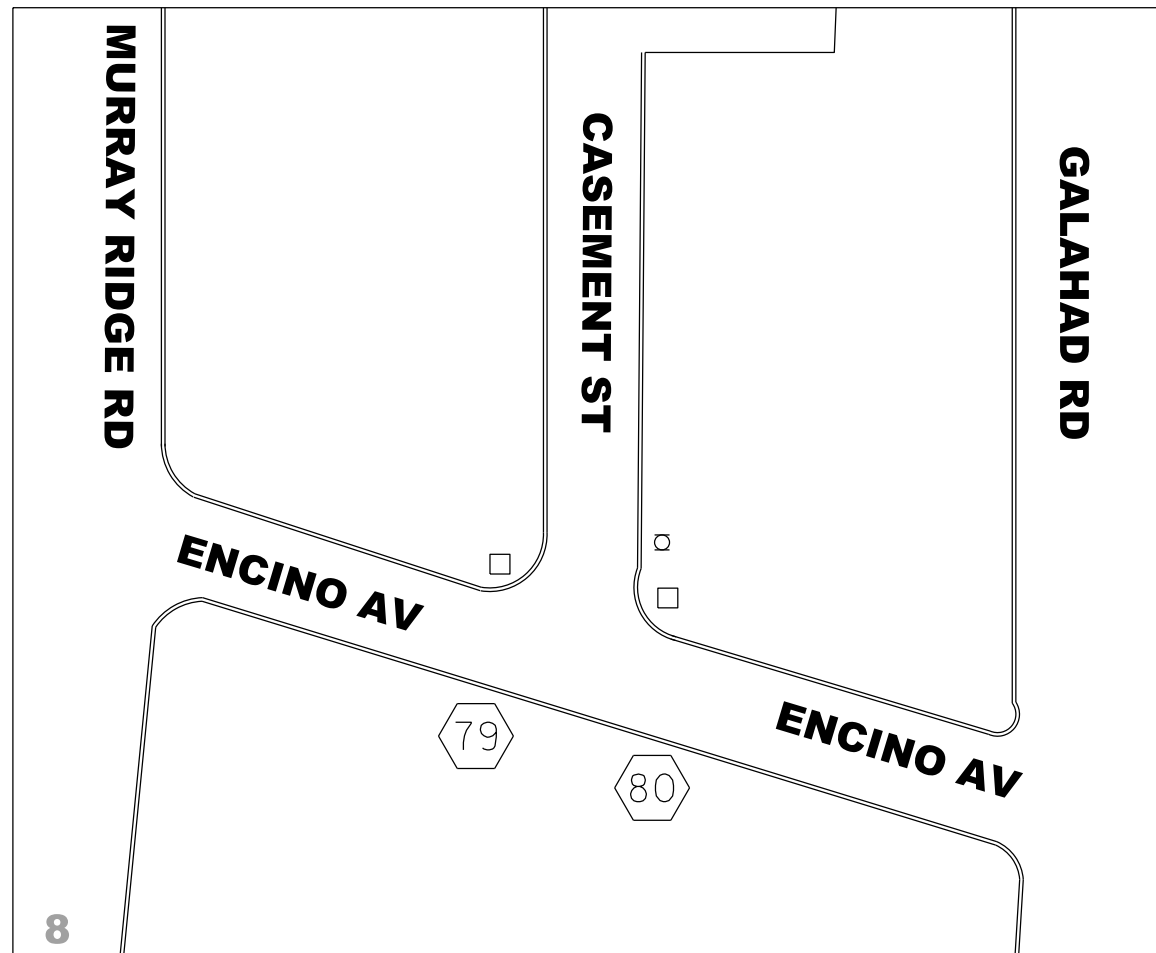
DETECTABLE WARNING TILES	SDG-130
GENERAL CURB RAMP NOTES	SDG-131
CURB RAMP A	SDG-132
CURB RAMP B	SDG-133
DUAL CURB RAMPS	SDG-134
CURB RAMP - TYPE C1 & C2	SDG-135
CURB RAMP - ADDITIONAL DETAILS	SDG-136
CURB RAMP - TYPE D	SDG-137
GENERAL CURB RAMPS	SDG-138
PEDESTRIAN ISLAND AND CUT-THROUGH DETAILS	SDG-139
PROTECTIVE RAILING AT CURB RAMPS	SDG-140
EX STAMP/IMPRESSION PLACEMENT	SDG-I15

WATER GROUP 970 CI



# WATER GROUP 970 CI

## CURB RAMP LOCATIONS



CURB RAMP NOTES TABLE

LOCATION NO.	CURB RAMP		REPLACEMENT	NEW	HISTORIC STAMPS	SURVEY MARKER	BARRICADE TYPE	MISC SIGN	DETECTABLE WARNING TILES		COMMENTS / MODIFICATIONS
	TYPE	CASE							STAINLESS STEEL	OTHER	
79		B		X					X		
80		A		X					X		

• THE DETECTABLE WARNING TILES SHALL BE PER THE CITY'S APPROVED MATERIALS LIST

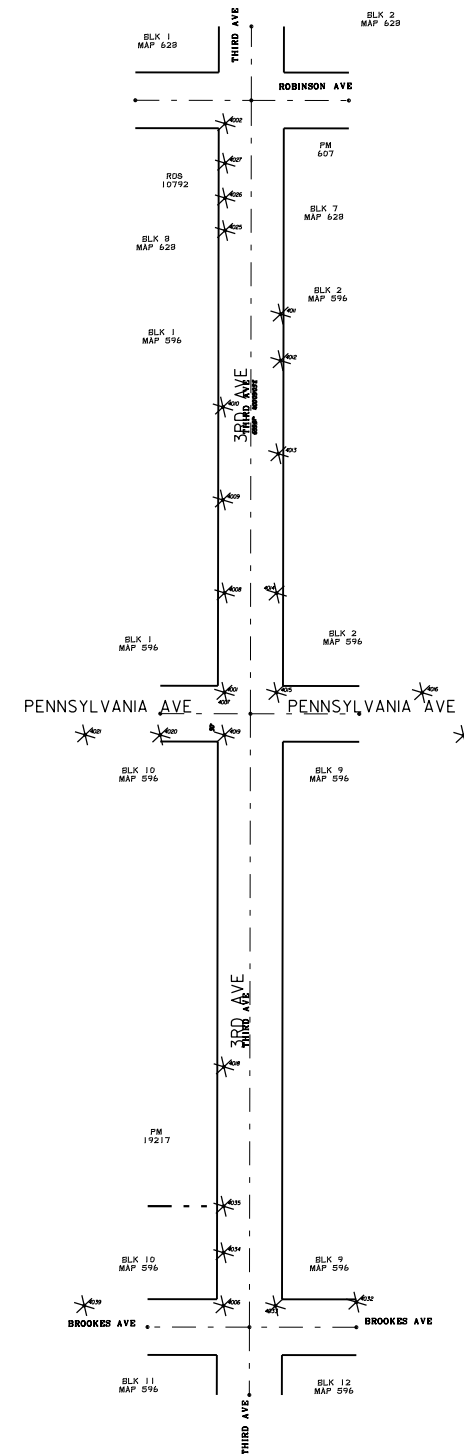
LEGEND		
	CURB RAMP NO's	
PROPOSED CURB RAMPS PER STANDARD DRAWINGS: DETECTABLE WARNING TILES SDG-130 GENERAL CURB RAMP NOTES SDG-131 CURB RAMP A SDG-132 CURB RAMP B SDG-133 DUAL CURB RAMPS SDG-134 CURB RAMP - TYPE C1 & C2 SDG-135 CURB RAMP - ADDITIONAL DETAILS SDG-136 CURB RAMP - TYPE D SDG-137 GENERAL CURB RAMPS SDG-138 PEDESTRIAN ISLAND AND SDG-139 CUT-THROUGH DETAILS PROTECTIVE RAILING AT CURB RAMPS SDG-140 EX STAMP/IMPRESSION PLACEMENT SDG-II5		

WATER GROUP 970 CI




**APPENDIX P**  
**SURVEY MONUMENTS**

# SITE 2

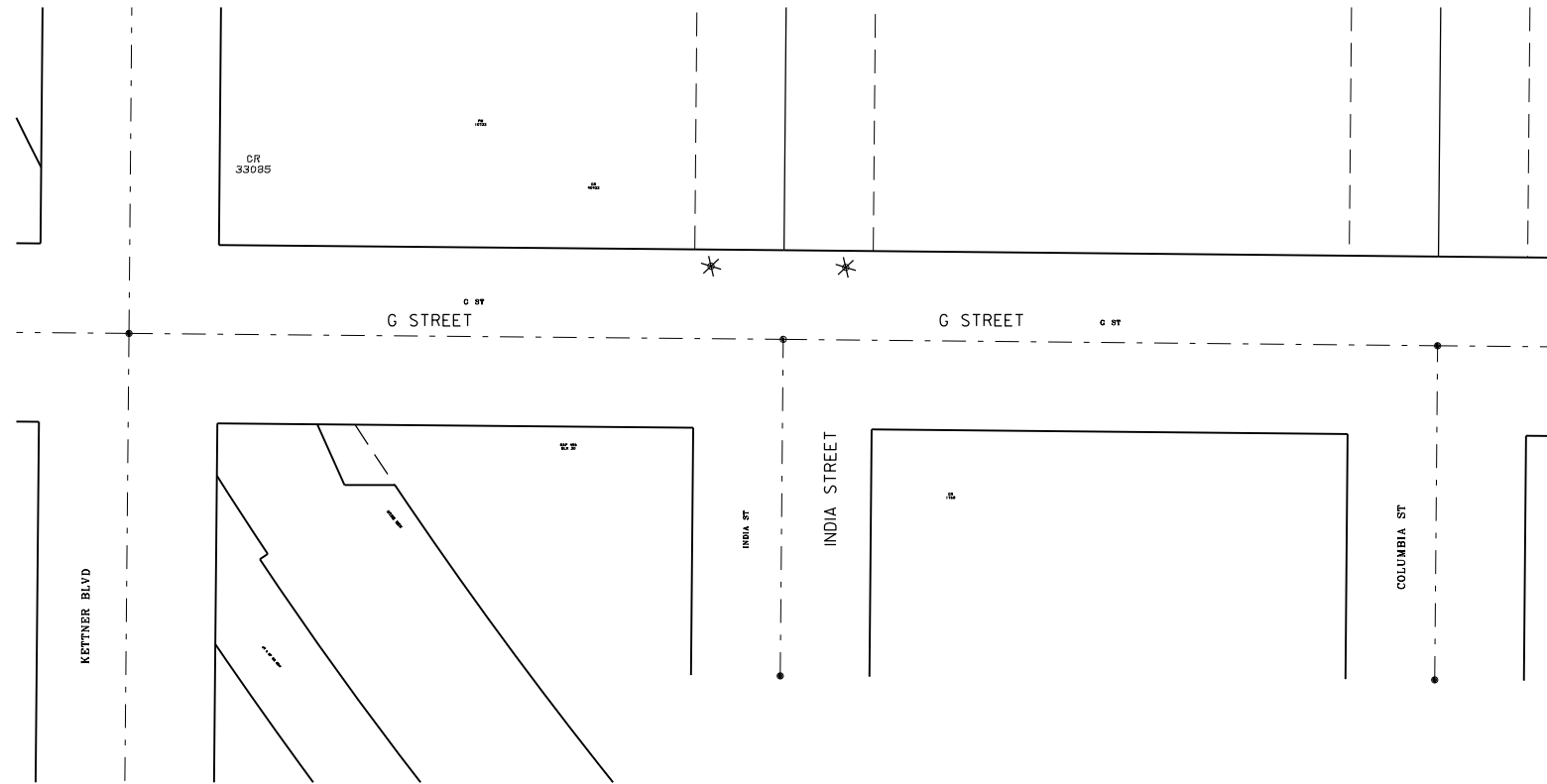


LEGEND:	
-----	PROPOSED WATER MAIN
- - - - -	EXISTING WATER MAIN
*	LOCATION OF EXISTING SURVEY MONUMENT
△	LOCATION OF EXISTING SURVEY M-10

SURVEY MONUMENT SHEET  
WATER GROUP JOB 970 CI

 The City of <b>SAN DIEGO</b> Public Utilities	WBS# B-18075	MAP NO. 1 OF 7
--	-----------------	-------------------

# SITE 1

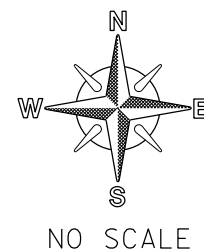


MONUMENTATION / SURVEY NOTES

THIS MAP WAS CREATED FROM A PARCEL LAYER AND DOES NOT DEPICT THE ACTUAL LOCATION OF THE PROPERTY LINES. NO BOUNDARY ANALYSIS WAS PERFORMED. THE SURVEY MONUMENTS HAVE BEEN LOCATED BY SURVEY GRADE MEASUREMENTS, AND ARE SHOWN FOR INFORMATIONAL PURPOSES ONLY.

THE CITY OF SAN DIEGO LAND SURVEYORS SHALL REPLACE SUCH MONUMENTS WITH APPROPRIATE MONUMENTS. WHEN SETTING SURVEY MONUMENTS USED FOR RE-ESTABLISHMENT OF THE DISTURBED CONTROLLING SURVEY MONUMENTS AS REQUIRED BY SECTIONS 6730.2 AND 8771 OF THE BUSINESS AND PROFESSIONS CODE OF THE STATE OF CALIFORNIA, A CORNER RECORD OR RECORD OF SURVEY, AS APPROPRIATE, SHALL BE FILED WITH THE COUNTY SURVEYOR.

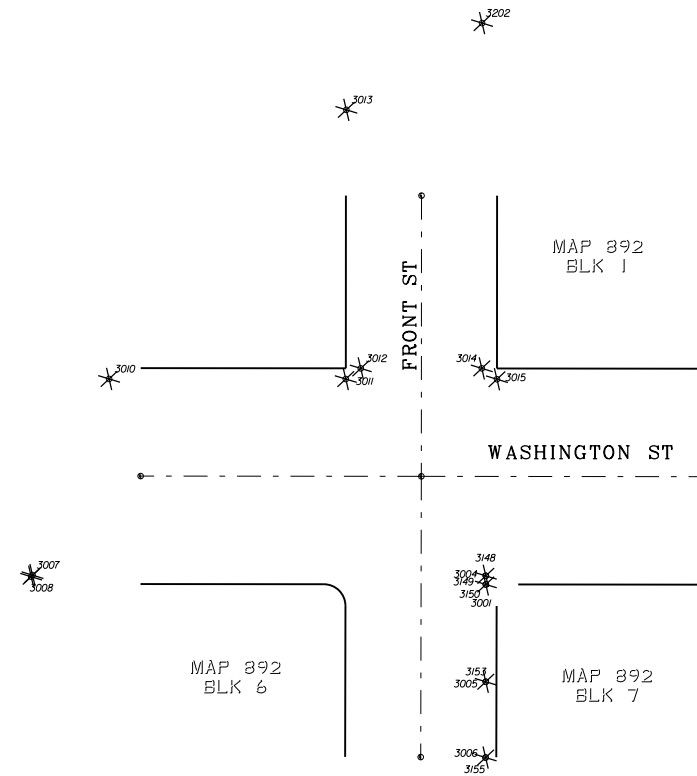
IF ANY HORIZONTAL OR VERTICAL CONTROL IS TO BE DISTURBED OR DESTROYED, THE CITY OF SAN DIEGO FIELD SURVEY SECTION SHALL BE NOTIFIED IN WRITING AT LEAST 7 DAYS PRIOR TO CONSTRUCTION. THE CONTRACTOR SHALL BE RESPONSIBLE FOR THE COST OF REPLACING ANY HORIZONTAL CONTROL AND VERTICAL CONTROL BENCHMARKS DESTROYED BY THE CONSTRUCTION IF THE CITY OF SAN DIEGO SURVEY SECTION IS NOT NOTIFIED PRIOR TO CONSTRUCTION. THE FILING OF A CORNER RECORD OR RECORD OF SURVEY, AS APPROPRIATE SHALL BE FILED WITH COUNTY SURVEYOR. A COPY OF THE FILED DOCUMENT SHALL BE FURNISHED TO THE CITY OF SAN DIEGO SURVEY SECTION.



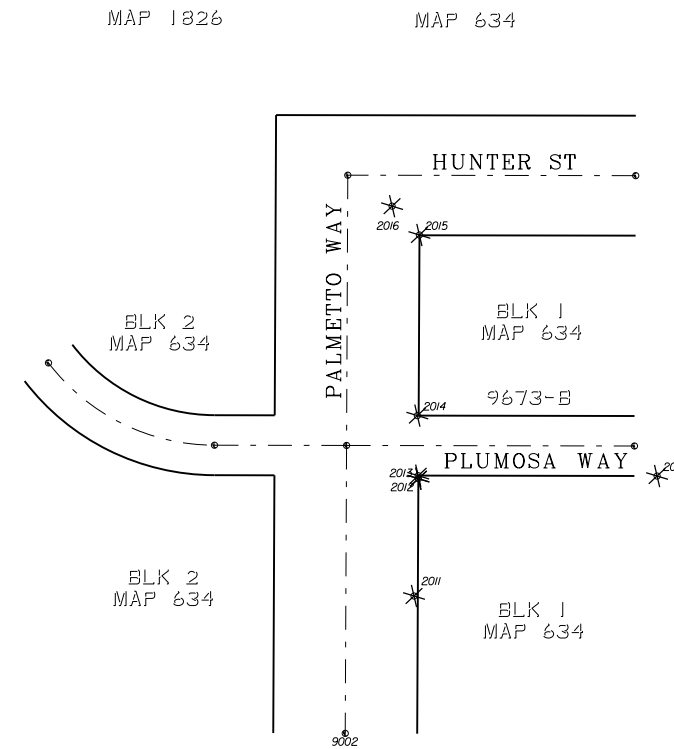
SURVEY MONUMENT SHEET



# SITE 3



# SITE 4




MONUMENTATION / SURVEY NOTES


THIS MAP WAS CREATED FROM A PARCEL LAYER AND DOES NOT DEPICT THE ACTUAL LOCATION OF THE PROPERTY LINES. NO BOUNDARY ANALYSIS WAS PERFORMED. THE SURVEY MONUMENTS HAVE BEEN LOCATED BY SURVEY GRADE MEASUREMENTS, AND ARE SHOWN FOR INFORMATIONAL PURPOSES ONLY.

THE CITY OF SAN DIEGO LAND SURVEYORS SHALL REPLACE SUCH MONUMENTS WITH APPROPRIATE MONUMENTS. WHEN SETTING SURVEY MONUMENTS USED FOR RE-ESTABLISHMENT OF THE DISTURBED CONTROLLING SURVEY MONUMENTS AS REQUIRED BY SECTIONS 6730.2 AND 8771 OF THE BUSINESS AND PROFESSIONS CODE OF THE STATE OF CALIFORNIA, A CORNER RECORD OR RECORD OF SURVEY, AS APPROPRIATE, SHALL BE FILED WITH THE COUNTY SURVEYOR.

IF ANY HORIZONTAL OR VERTICAL CONTROL IS TO BE DISTURBED OR DESTROYED, THE CITY OF SAN DIEGO FIELD SURVEY SECTION SHALL BE NOTIFIED IN WRITING AT LEAST 7 DAYS PRIOR TO CONSTRUCTION. THE CONTRACTOR SHALL BE RESPONSIBLE FOR THE COST OF REPLACING ANY HORIZONTAL CONTROL AND VERTICAL CONTROL BENCHMARKS DESTROYED BY THE CONSTRUCTION IF THE CITY OF SAN DIEGO SURVEY SECTION IS NOT NOTIFIED PRIOR TO CONSTRUCTION. THE FILING OF A CORNER RECORD OR RECORD OF SURVEY, AS APPROPRIATE SHALL BE FILED WITH COUNTY SURVEYOR. A COPY OF THE FILED DOCUMENT SHALL BE FURNISHED TO THE CITY OF SAN DIEGO SURVEY SECTION.

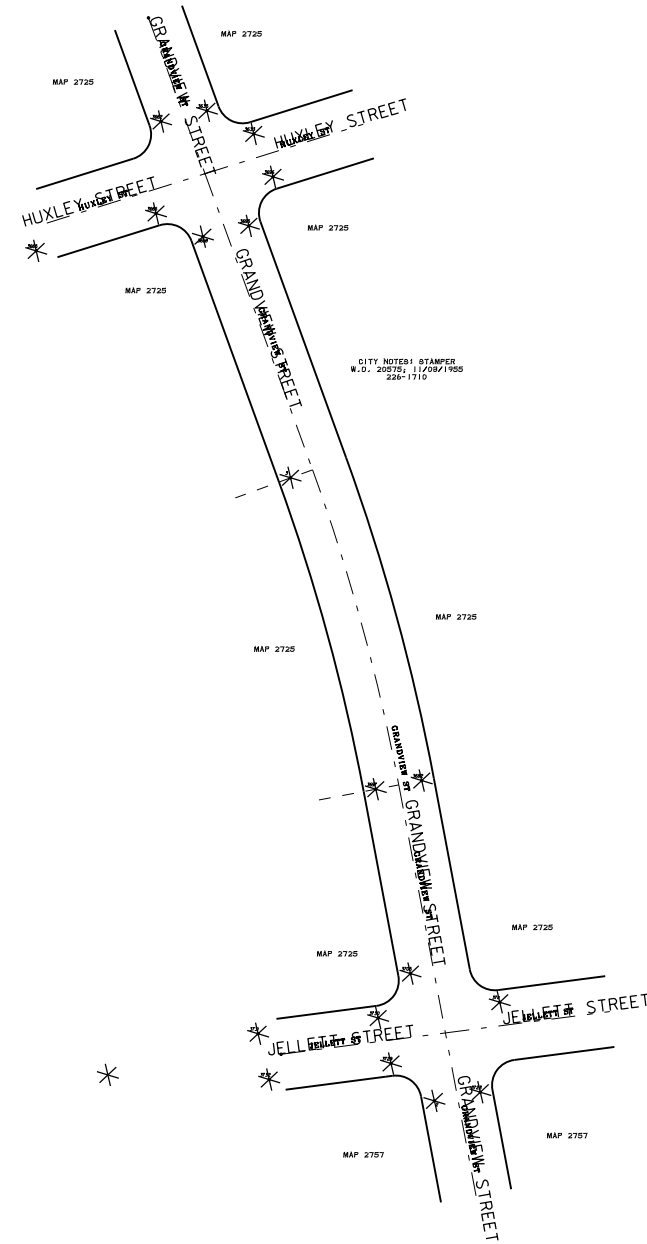
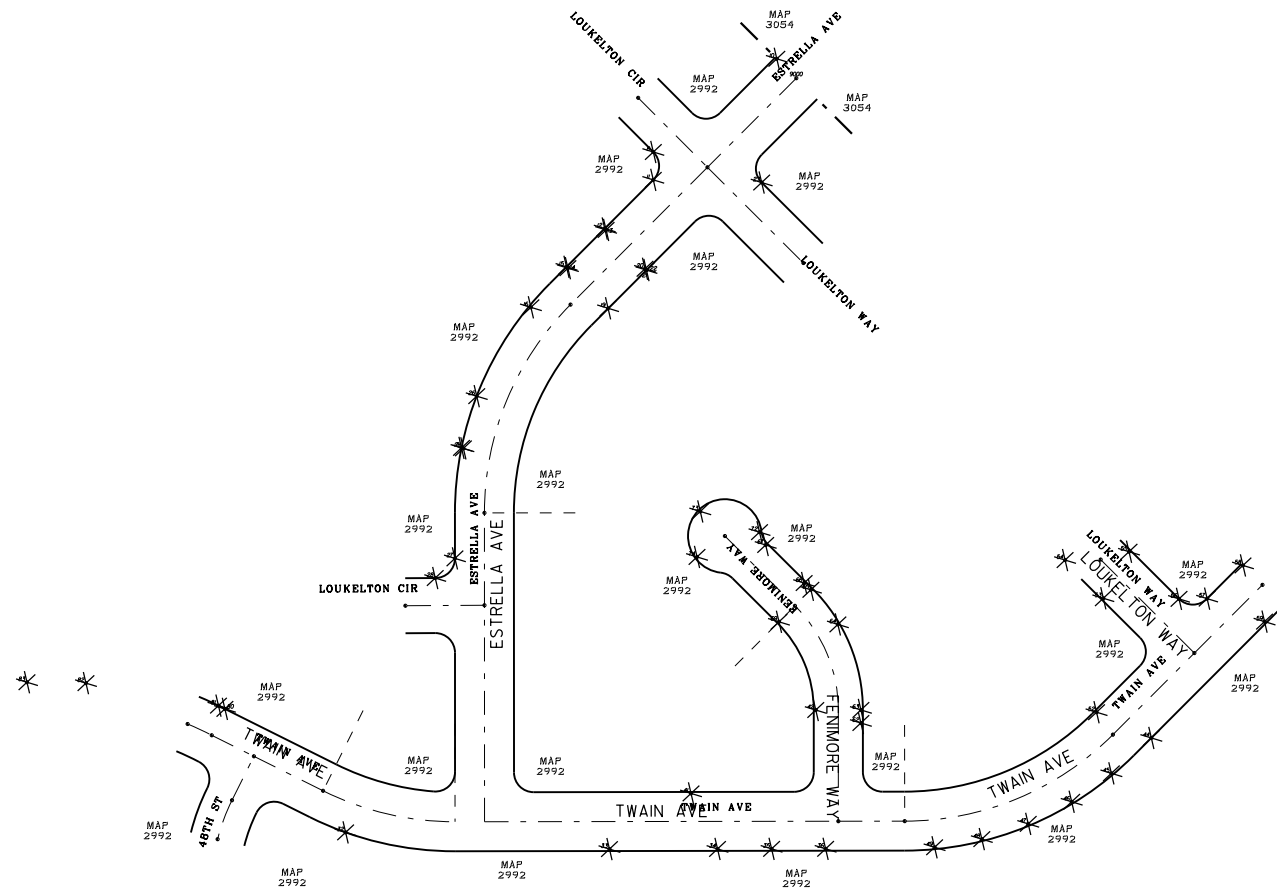
LEGEND:	
-----	PROPOSED WATER MAIN
- - - - -	EXISTING WATER MAIN
*	LOCATION OF EXISTING SURVEY MONUMENT
△	LOCATION OF EXISTING SURVEY M-10



SURVEY MONUMENT SHEET WATER GROUP JOB 970 CI		
	WBS# B-18075	MAP NO. 2 OF 7

# SITE 5

# SITE 6



MONUMENTATION / SURVEY NOTES

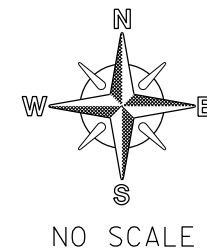
THIS MAP WAS CREATED FROM A PARCEL LAYER AND DOES NOT DEPICT THE ACTUAL LOCATION OF THE PROPERTY LINES. NO BOUNDARY ANALYSIS WAS PERFORMED. THE SURVEY MONUMENTS HAVE BEEN LOCATED BY SURVEY GRADE MEASUREMENTS, AND ARE SHOWN FOR INFORMATIONAL PURPOSES ONLY.

THE CITY OF SAN DIEGO LAND SURVEYORS SHALL REPLACE SUCH MONUMENTS WITH APPROPRIATE MONUMENTS. WHEN SETTING SURVEY MONUMENTS USED FOR RE-ESTABLISHMENT OF THE DISTURBED CONTROLLING SURVEY MONUMENTS AS REQUIRED BY SECTIONS 6730.2 AND 8771 OF THE BUSINESS AND PROFESSIONS CODE OF THE STATE OF CALIFORNIA, A CORNER RECORD OR RECORD OF SURVEY, AS APPROPRIATE, SHALL BE FILED WITH THE COUNTY SURVEYOR.

IF ANY HORIZONTAL OR VERTICAL CONTROL IS TO BE DISTURBED OR DESTROYED, THE CITY OF SAN DIEGO FIELD SURVEY SECTION SHALL BE NOTIFIED IN WRITING AT LEAST 7 DAYS PRIOR TO CONSTRUCTION. THE CONTRACTOR SHALL BE RESPONSIBLE FOR THE COST OF REPLACING ANY HORIZONTAL CONTROL AND VERTICAL CONTROL BENCHMARKS DESTROYED BY THE CONSTRUCTION IF THE CITY OF SAN DIEGO SURVEY SECTION IS NOT NOTIFIED PRIOR TO CONSTRUCTION. THE FILING OF A CORNER RECORD OR RECORD OF SURVEY, AS APPROPRIATE SHALL BE FILED WITH COUNTY SURVEYOR. A COPY OF THE FILED DOCUMENT SHALL BE FURNISHED TO THE CITY OF SAN DIEGO SURVEY SECTION.

**LEGEND:**

- PROPOSED WATER MAIN
- EXISTING WATER MAIN
- \* - LOCATION OF EXISTING SURVEY MONUMENT
- △ - LOCATION OF EXISTING SURVEY M-10



SURVEY MONUMENT SHEET  
WATER GROUP JOB 970 CI

The City of **SAN DIEGO** Public Utilities



WBS#  
B-18075

MAP NO.  
3 OF 7

# SITE 7

# SITE 8

**REFERENCES:**

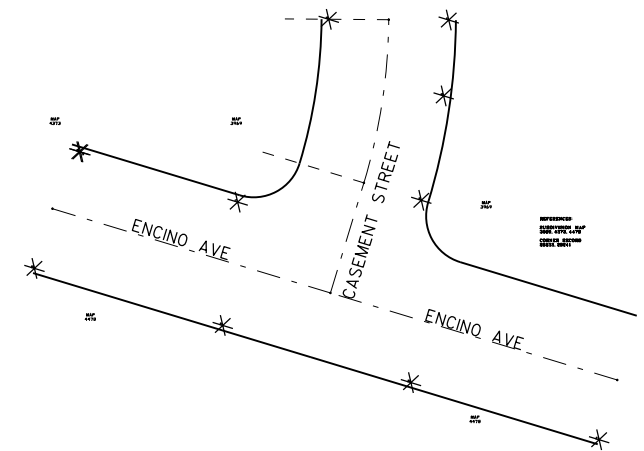
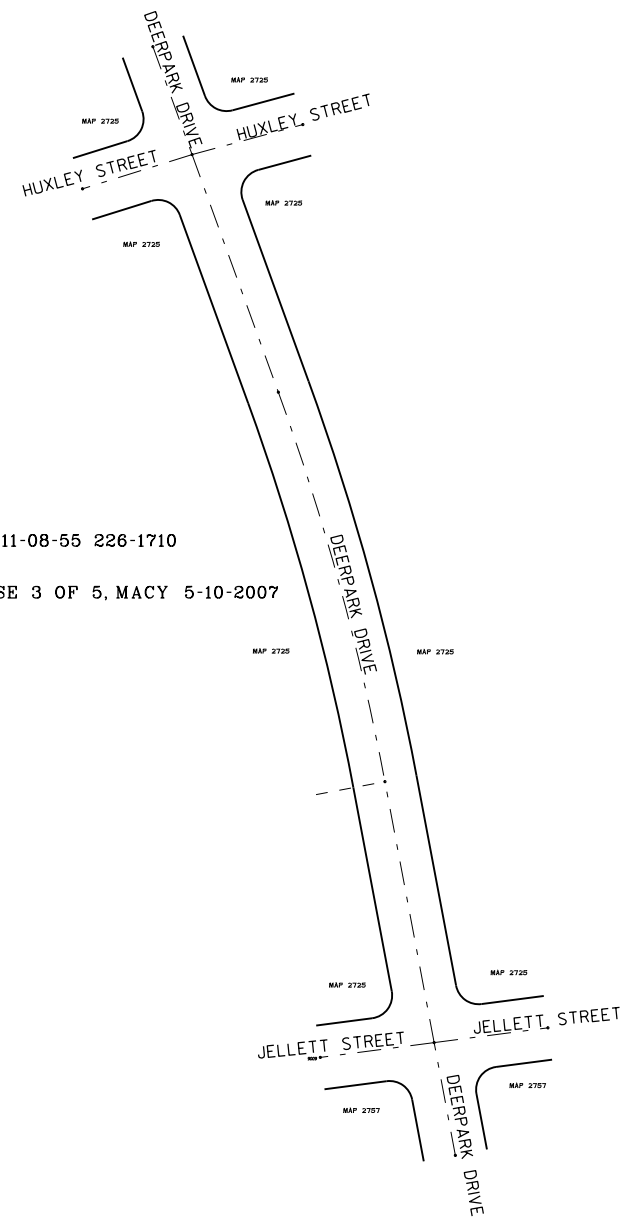
SUBDIVISION MAPS:  
2725, 2757

RECORD OF SURVEY:  
21079

CORNER RECORD:  
23663

CITY FIELD NOTES:  
STAMPER W.O. 20575 11-08-55 226-1710

ADJACENT JOB:  
WATER GJ 903 - PHASE 3 OF 5, MACY 5-10-2007  
W.O. 189151, 226-1710



MONUMENTATION / SURVEY NOTES

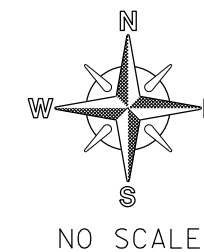
THIS MAP WAS CREATED FROM A PARCEL LAYER AND DOES NOT DEPICT THE ACTUAL LOCATION OF THE PROPERTY LINES. NO BOUNDARY ANALYSIS WAS PERFORMED. THE SURVEY MONUMENTS HAVE BEEN LOCATED BY SURVEY GRADE MEASUREMENTS, AND ARE SHOWN FOR INFORMATIONAL PURPOSES ONLY.

THE CITY OF SAN DIEGO LAND SURVEYORS SHALL REPLACE SUCH MONUMENTS WITH APPROPRIATE MONUMENTS. WHEN SETTING SURVEY MONUMENTS USED FOR RE-ESTABLISHMENT OF THE DISTURBED CONTROLLING SURVEY MONUMENTS AS REQUIRED BY SECTIONS 6730.2 AND 8771 OF THE BUSINESS AND PROFESSIONS CODE OF THE STATE OF CALIFORNIA, A CORNER RECORD OR RECORD OF SURVEY, AS APPROPRIATE, SHALL BE FILED WITH THE COUNTY SURVEYOR.

IF ANY HORIZONTAL OR VERTICAL CONTROL IS TO BE DISTURBED OR DESTROYED, THE CITY OF SAN DIEGO FIELD SURVEY SECTION SHALL BE NOTIFIED IN WRITING AT LEAST 7 DAYS PRIOR TO CONSTRUCTION. THE CONTRACTOR SHALL BE RESPONSIBLE FOR THE COST OF REPLACING ANY HORIZONTAL CONTROL AND VERTICAL CONTROL BENCHMARKS DESTROYED BY THE CONSTRUCTION IF THE CITY OF SAN DIEGO SURVEY SECTION IS NOT NOTIFIED PRIOR TO CONSTRUCTION. THE FILING OF A CORNER RECORD OR RECORD OF SURVEY, AS APPROPRIATE SHALL BE FILED WITH COUNTY SURVEYOR. A COPY OF THE FILED DOCUMENT SHALL BE FURNISHED TO THE CITY OF SAN DIEGO SURVEY SECTION.

**LEGEND:**

- PROPOSED WATER MAIN
- - - - - EXISTING WATER MAIN
- \* - LOCATION OF EXISTING SURVEY MONUMENT
- △ - LOCATION OF EXISTING SURVEY M-10



SURVEY MONUMENT SHEET  
WATER GROUP JOB 970 CI

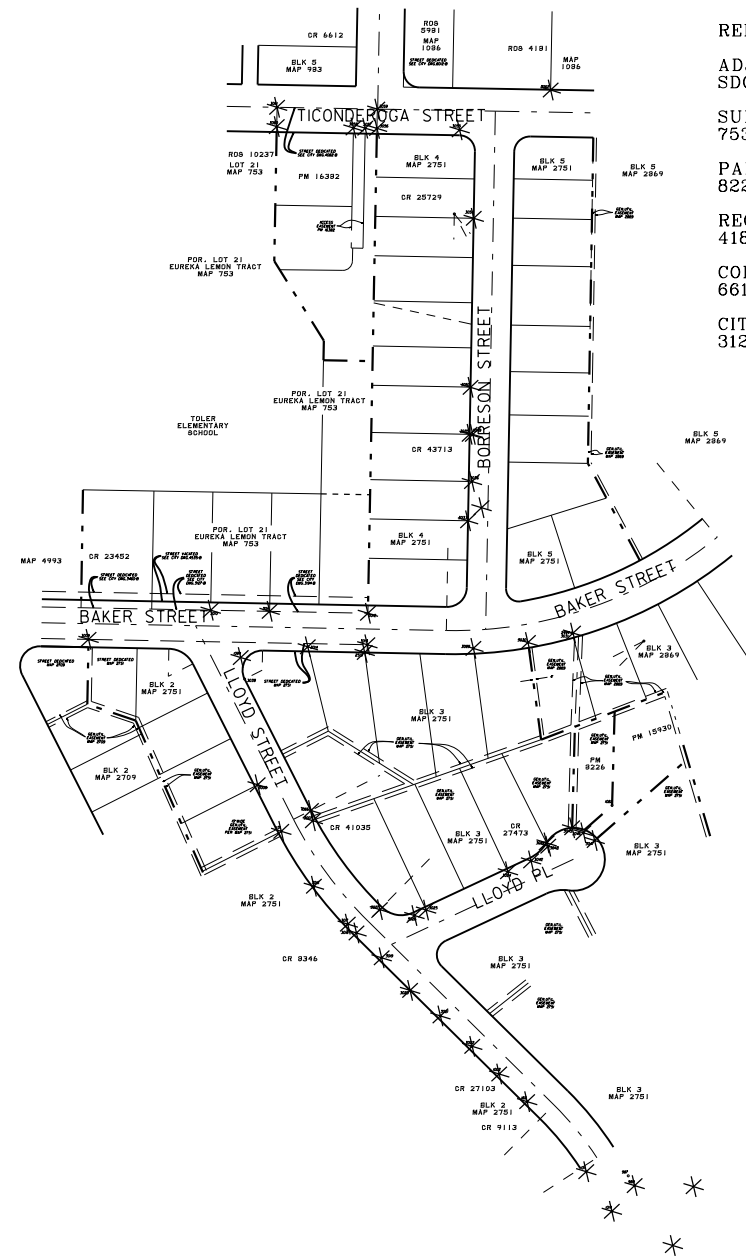
The City of  
**SAN DIEGO** Public Utilities



WBS#  
B-18075

MAP NO.  
4 OF 7

# SITE 9



### REFERENCES

ADJACENT JOBS:  
SDGE BLOCK 6H 21002645, MACY, 07/18/2013, 230-1704

SUBDIVISION MAPS:  
753, 983, 1086, 2709, 2751, 2869, 4993

PARCEL MAPS:  
8226, 15930, 16382

RECORDS OF SURVEY:  
4181, 5981, 10237

CORNER RECORDS:  
6612, 8346, 9113, 23452, 25729, 27103, 27473, 41035, 43713

CITY OF SAN DIEGO DRAWINGS:  
3127-B, 3194-B, 3460-B, 4082-B, 4535-B, 8012-B

### MONUMENTATION / SURVEY NOTES

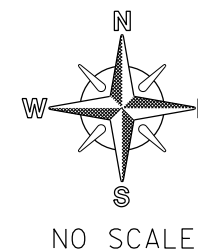
THIS MAP WAS CREATED FROM A PARCEL LAYER AND DOES NOT DEPICT THE ACTUAL LOCATION OF THE PROPERTY LINES. NO BOUNDARY ANALYSIS WAS PERFORMED. THE SURVEY MONUMENTS HAVE BEEN LOCATED BY SURVEY GRADE MEASUREMENTS, AND ARE SHOWN FOR INFORMATIONAL PURPOSES ONLY.

THE CITY OF SAN DIEGO LAND SURVEYORS SHALL REPLACE SUCH MONUMENTS WITH APPROPRIATE MONUMENTS. WHEN SETTING SURVEY MONUMENTS USED FOR RE-ESTABLISHMENT OF THE DISTURBED CONTROLLING SURVEY MONUMENTS AS REQUIRED BY SECTIONS 6730.2 AND 8771 OF THE BUSINESS AND PROFESSIONS CODE OF THE STATE OF CALIFORNIA, A CORNER RECORD OR RECORD OF SURVEY, AS APPROPRIATE, SHALL BE FILED WITH THE COUNTY SURVEYOR.

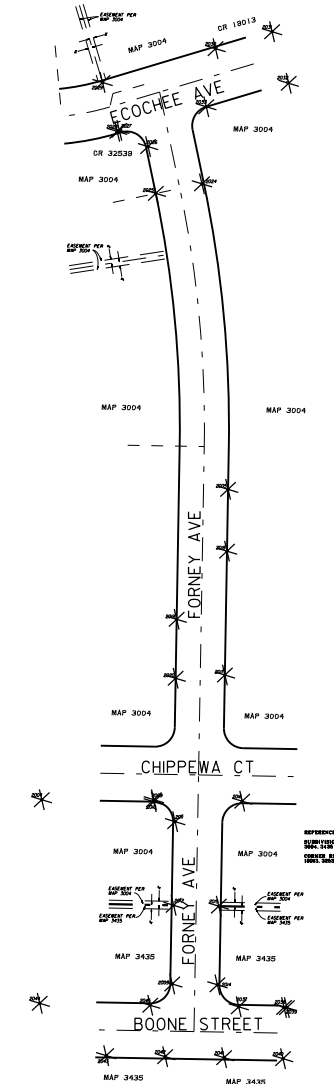
IF ANY HORIZONTAL OR VERTICAL CONTROL IS TO BE DISTURBED OR DESTROYED, THE CITY OF SAN DIEGO FIELD SURVEY SECTION SHALL BE NOTIFIED IN WRITING AT LEAST 7 DAYS PRIOR TO CONSTRUCTION. THE CONTRACTOR SHALL BE RESPONSIBLE FOR THE COST OF REPLACING ANY HORIZONTAL CONTROL AND VERTICAL CONTROL BENCHMARKS DESTROYED BY THE CONSTRUCTION IF THE CITY OF SAN DIEGO SURVEY SECTION IS NOT NOTIFIED PRIOR TO CONSTRUCTION. THE FILING OF A CORNER RECORD OR RECORD OF SURVEY, AS APPROPRIATE SHALL BE FILED WITH COUNTY SURVEYOR. A COPY OF THE FILED DOCUMENT SHALL BE FURNISHED TO THE CITY OF SAN DIEGO SURVEY SECTION.

### LEGEND:

- PROPOSED WATER MAIN
- - - - - EXISTING WATER MAIN
- \* - LOCATION OF EXISTING SURVEY MONUMENT
- △ - LOCATION OF EXISTING SURVEY M-10



# SITE 10



SURVEY MONUMENT SHEET  
WATER GROUP JOB 970 CI

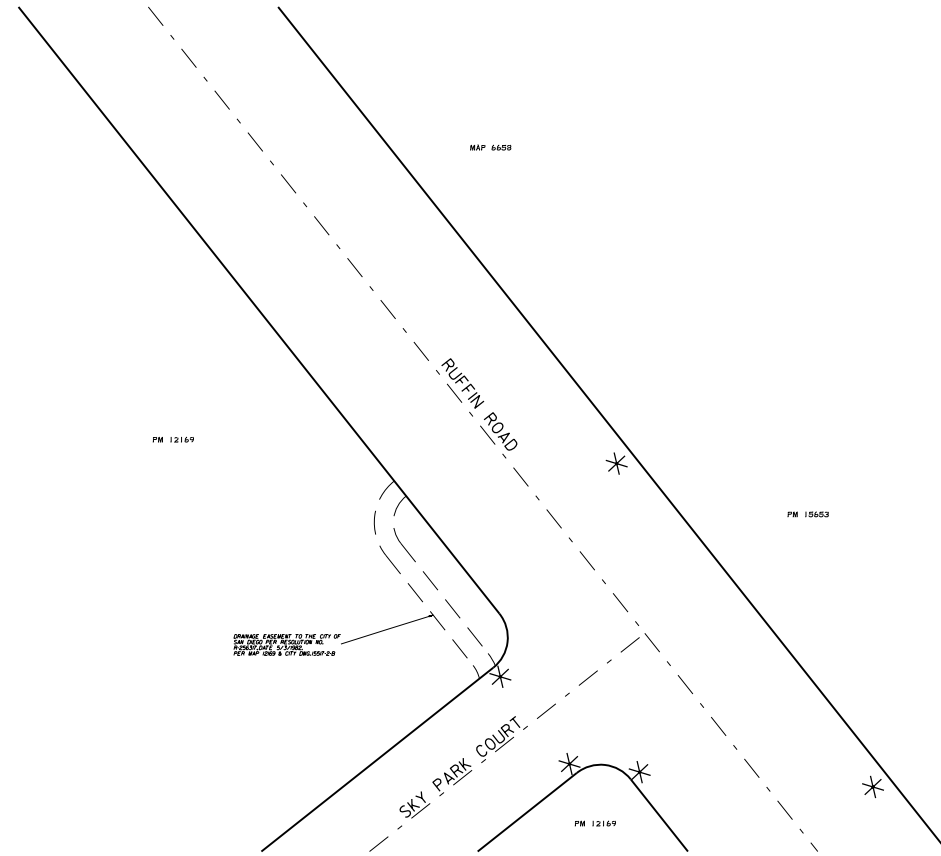
The City of **SAN DIEGO** Public Utilities



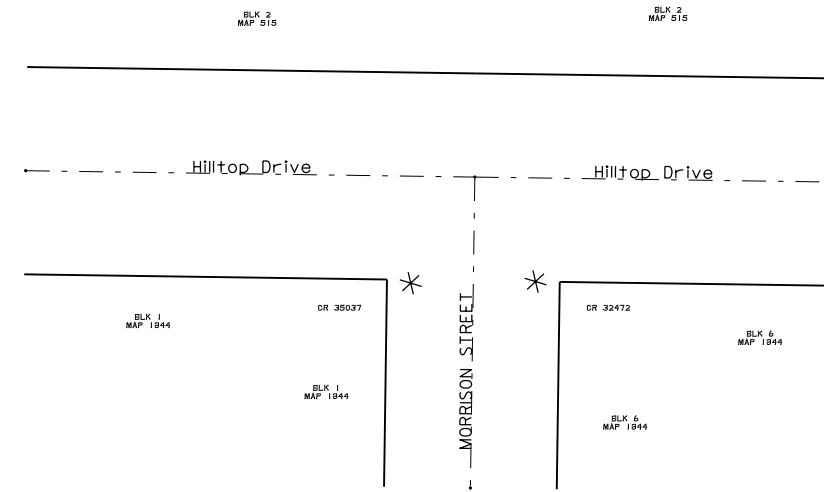
WBS#  
B-18075

MAP NO.  
5 OF 7

# SITE 11



# SITE 12




### MONUMENTATION / SURVEY NOTES


THIS MAP WAS CREATED FROM A PARCEL LAYER AND DOES NOT DEPICT THE ACTUAL LOCATION OF THE PROPERTY LINES. NO BOUNDARY ANALYSIS WAS PERFORMED. THE SURVEY MONUMENTS HAVE BEEN LOCATED BY SURVEY GRADE MEASUREMENTS, AND ARE SHOWN FOR INFORMATIONAL PURPOSES ONLY.

THE CITY OF SAN DIEGO LAND SURVEYORS SHALL REPLACE SUCH MONUMENTS WITH APPROPRIATE MONUMENTS. WHEN SETTING SURVEY MONUMENTS USED FOR RE-ESTABLISHMENT OF THE DISTURBED CONTROLLING SURVEY MONUMENTS AS REQUIRED BY SECTIONS 6730.2 AND 8771 OF THE BUSINESS AND PROFESSIONS CODE OF THE STATE OF CALIFORNIA, A CORNER RECORD OR RECORD OF SURVEY, AS APPROPRIATE, SHALL BE FILED WITH THE COUNTY SURVEYOR.

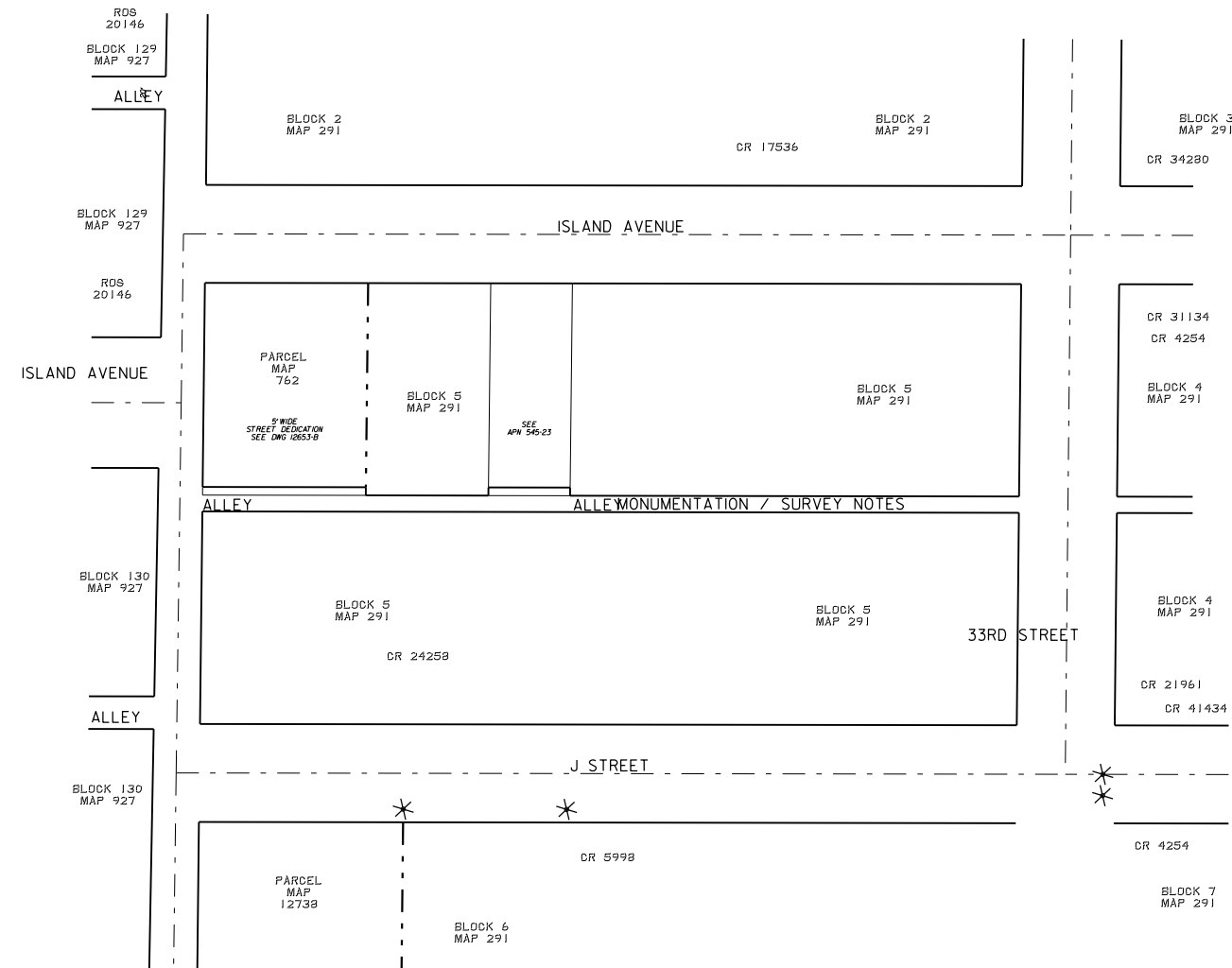
IF ANY HORIZONTAL OR VERTICAL CONTROL IS TO BE DISTURBED OR DESTROYED, THE CITY OF SAN DIEGO FIELD SURVEY SECTION SHALL BE NOTIFIED IN WRITING AT LEAST 7 DAYS PRIOR TO CONSTRUCTION. THE CONTRACTOR SHALL BE RESPONSIBLE FOR THE COST OF REPLACING ANY HORIZONTAL CONTROL AND VERTICAL CONTROL BENCHMARKS DESTROYED BY THE CONSTRUCTION IF THE CITY OF SAN DIEGO SURVEY SECTION IS NOT NOTIFIED PRIOR TO CONSTRUCTION. THE FILING OF A CORNER RECORD OR RECORD OF SURVEY, AS APPROPRIATE SHALL BE FILED WITH COUNTY SURVEYOR. A COPY OF THE FILED DOCUMENT SHALL BE FURNISHED TO THE CITY OF SAN DIEGO SURVEY SECTION.

LEGEND:	
-----	PROPOSED WATER MAIN
- - - - -	EXISTING WATER MAIN
-	LOCATION OF EXISTING SURVEY MONUMENT
-	LOCATION OF EXISTING SURVEY M-IO



SURVEY MONUMENT SHEET WATER GROUP JOB 970 CI		
	WBS# B-18075	MAP NO. 6 OF 7

# SITE 13




MONUMENTATION / SURVEY NOTES


THIS MAP WAS CREATED FROM A PARCEL LAYER AND DOES NOT DEPICT THE ACTUAL LOCATION OF THE PROPERTY LINES. NO BOUNDARY ANALYSIS WAS PERFORMED. THE SURVEY MONUMENTS HAVE BEEN LOCATED BY SURVEY GRADE MEASUREMENTS, AND ARE SHOWN FOR INFORMATIONAL PURPOSES ONLY.

THE CITY OF SAN DIEGO LAND SURVEYORS SHALL REPLACE SUCH MONUMENTS WITH APPROPRIATE MONUMENTS. WHEN SETTING SURVEY MONUMENTS USED FOR RE-ESTABLISHMENT OF THE DISTURBED CONTROLLING SURVEY MONUMENTS AS REQUIRED BY SECTIONS 6730.2 AND 8771 OF THE BUSINESS AND PROFESSIONS CODE OF THE STATE OF CALIFORNIA, A CORNER RECORD OR RECORD OF SURVEY, AS APPROPRIATE, SHALL BE FILED WITH THE COUNTY SURVEYOR.

IF ANY HORIZONTAL OR VERTICAL CONTROL IS TO BE DISTURBED OR DESTROYED, THE CITY OF SAN DIEGO FIELD SURVEY SECTION SHALL BE NOTIFIED IN WRITING AT LEAST 7 DAYS PRIOR TO CONSTRUCTION. THE CONTRACTOR SHALL BE RESPONSIBLE FOR THE COST OF REPLACING ANY HORIZONTAL CONTROL AND VERTICAL CONTROL BENCHMARKS DESTROYED BY THE CONSTRUCTION IF THE CITY OF SAN DIEGO SURVEY SECTION IS NOT NOTIFIED PRIOR TO CONSTRUCTION. THE FILING OF A CORNER RECORD OR RECORD OF SURVEY, AS APPROPRIATE SHALL BE FILED WITH COUNTY SURVEYOR. A COPY OF THE FILED DOCUMENT SHALL BE FURNISHED TO THE CITY OF SAN DIEGO SURVEY SECTION.

LEGEND:	
-----	PROPOSED WATER MAIN
- - - - -	EXISTING WATER MAIN
*	LOCATION OF EXISTING SURVEY MONUMENT
△	LOCATION OF EXISTING SURVEY M-10



SURVEY MONUMENT SHEET WATER GROUP JOB 970 CI		
	WBS# B-18075	MAP NO. 7 OF 7

**APPENDIX Q**  
**POTABLE WATER SEPARATION WAIVER**

Sent via email: [mvespi@sandiego.gov](mailto:mvespi@sandiego.gov)

September 10, 2019

Matt Vespi  
Public Utilities Interim Director  
9192 Topaz Way  
San Diego, CA 92123

Dear Mr. Vespi:

**CITY OF SAN DIEGO, SYSTEM NO. 3710020  
POTABLE WATER PIPE SEPARATION FOR “WATER GROUP JOB 970 CI”**

On September 9, 2019, Bill DiBiase, Sanitary Engineer with the State Water Resources Control Board – Division of Drinking Water (Division), reviewed project information about the “Water Group Job 970 CI” project for the City of San Diego. This is a cast iron water main replacement project that is completed without design drawings for the purpose of expediency. Since there are no design drawings, the builder is expected to replace all water mains in the exact same location as the existing pipe, and therefore does not have the freedom to make alterations in the alignment. The information reviewed is attached for reference and includes:

- City of San Diego’s waiver request checklist.
- Diagram titled “Maps for the Construction of Water Group Job 970 CI – Map -3 Site No. 6 of 13”, showing a schematic map of the project.
- As-built drawings dated 1954 titled “Plans for the Construction of Sanitary Sewers, Water Mains & Drains” sheets 10684L and 10682L, showing the current location of utilities in the project area.
- City of San Diego Water Department Capital Improvements Program Guidelines and Standards, Book 2-Facility Design Guidelines, Chapter 3-Transmission and Distribution Pipelines, Section 3.8.3-Cover, showing the specified standard depth for installation of water mains.
- Diagram titled “Allied Gardens Improv 1 Predesign Sewer Map”, showing a future sewer replacement project (scheduled for spring 2023) in the same locations reviewed for Group Job 970 CI.



The project will replace cast iron water mains in several locations in the Allied Gardens neighborhood of the City of San Diego. In two of these locations, the replacement piping does not conform to Section 64572, Title 22 of the California Code of Regulations.

1. In 1 location on Estrella Avenue, the proposed replacement water main will parallel an existing 8-inch vitrified clay sewer main with less than 4 feet of horizontal separation from the outside diameter to outside diameter (OD to OD) of each pipe. This segment is located on a curved street with a matching curved water main alignment, but the sewer runs straight between two manholes which causes the sewer to have a point where it is very close to the water main. The water main is estimated to have approximately 1.5 feet of minimum clearance from the sewer main, **but must have at least 1 foot of clearance from outside diameter to outside diameter (OD to OD)**. The water main is expected to be approximately 2 to 3 feet higher vertically than the existing sewer main, **but must be at least 1 foot higher**. The water main piping will be constructed of an upgraded material; class 305 Fusible DR-14 PVC. As described above, the sewer main is to be replaced in a project scheduled to start construction in the spring of 2023 (water project scheduled to start construction in the spring of 2020). This sewer project will add a new manhole on this segment, allowing the sewer to be built with at least 10 feet OD to OD, in conformance to Section 64572, Title 22 of the California Code of Regulations.
2. In 1 location at the intersection of Twain Avenue and 48<sup>th</sup> Street, the proposed replacement water main crosses above an existing 8-inch vitrified clay pipe, at less than a 45-degree angle. The water main is expected to be approximately 2 to 3 feet higher vertically than the existing sewer main, **but must be at least 1 foot higher**. The water main piping will be constructed of an upgraded material; class 305 Fusible DR-14 PVC. As described above, the sewer main is to be replaced in a project scheduled to start construction in the spring of 2023 (water project scheduled to start construction in the spring of 2020). This sewer project will add a new manhole on 48<sup>th</sup> street, allowing the sewer to be built with an alignment that avoids this crossing and will conform to Section 64572, Title 22 of the California Code of Regulations.

The upgrades appear to minimize the risk of contamination to the drinking water supply and meet the intent of alternative criteria requirements for construction of water mains. The Division hereby approves the submitted plans.

We appreciate the opportunity to comment on the plans and look forward to working with you on future projects. If you have any questions regarding this letter, please contact Bill DiBiase or me at (619) 525-4159.

Sincerely,



Sean Sterchi, P.E.  
District Engineer

Enclosures:

- (1) Pipeline separation checklist
- (2) Diagram titled “Maps for the Construction of Water Group Job 970 CI – Map - 3 Site No. 6 of 13”, showing a schematic map of the project.
- (3) As-built drawings dated 1954 titled “Plans for the Construction of Sanitary Sewers, Water Mains & Drains” sheets 10684L and 10682L, showing the current location of utilities in the project area.
- (4) City of San Diego Water Department Capital Improvements Program Guidelines and Standards, Book 2-Facility Design Guidelines, Chapter 3-Transmission and Distribution Pipelines, Section 3.8.3-Cover, showing the specified standard depth for installation of water mains.
- (5) Diagram titled “Allied Gardens Improv 1 Predesign Sewer Map”, showing a future sewer replacement project (scheduled for spring 2023) in the same locations reviewed for Group Job 970 CI.

cc: Lars Seifert, Chief, Land and Water Quality Division, County of San Diego, Department of Environmental Health (via email)

Joshua Adelman, Project Manager, City of San Diego, Department of Public Works (via email)

Jing DeBeliso, Project Engineer, City of San Diego, ROW Design - Department of Public Works (via email)

**STATE WATER RESOURCES CONTROL BOARD**  
**Division of Drinking Water**  
**Waterworks Standards Main Separation Alternative - Request Checklist**

Water System Name: <u>City of San Diego</u>	WS Number: <u>B-18075.02.01</u>
Name of Applicant: _____	Joshua Adelman
Contact Phone: <u>619-533-4656</u>	Email: <u><a href="mailto:jadelman@sandeigo.gov">jadelman@sandeigo.gov</a></u>
Project Name: <u>Water Group Job 970CI</u>	Location: <u>525 B Street Suite 750</u>

Attach detailed plans with vertical profile and horizontal alignment, specifications, and other exhibits necessary to show the standard installation and the proposed installation for which the alternative is being requested.

The Waterworks Standards in the California Code of Regulations (CCR) Title 22, Chapter 16, Section 64572 provide separation criteria for new construction. When buried water mains are in close proximity to non-potable pipelines, the water mains are vulnerable to contamination that can pose a risk of waterborne disease outbreaks.

Per CCR Title 22, Chapter 16, Section 64551.100, a water system that proposes to use an alternative to a requirement in Chapter 16 shall: 1) demonstrate to the State Board that the proposed alternative would provide at least the same level of protection to public health; and 2) obtain written approval from the State Board prior to implementation of the alternative. Requests for alternatives to the Waterworks Standards must consist of information requested in the Pipeline Construction Information tab. The information must be submitted to the Division of Drinking Water District Office for review and approval prior to construction.

Please Note: The information may be submitted using this checklist or another format, but all relevant information must be provided to the Division of Drinking Water District Office for consideration.

Location			Proposed Pipeline					Existing Pipeline - Paralleling or Crossing the Proposed Pipeline								Separation (OD-OD)				Explanation of why the new pipeline cannot be installed IAW Waterworks Standards	Proposed Protective Measures		
No.	Plan Sheet	Station Range	Type	Size (in)	Pressure	Material	Material Designation	Joint Type	Type	Size (in)	Pressure	Material	Material Designation	Joint Type	Age/ Condition	Crossing or parallel?	Length of parallel section (ft)	Angle (if crossing)	Which utility is higher?			Vertical (ft)	Horizontal (ft)
27	Map 3/Site 5	from Louketon way to Twain Ave	Water	12	305 psi	fusible DR-14 (Class 305) pipe	AWWA C900-7, M23	Fusible	Sewer	8	No	VC	N/A	N/A	installed 1954	Parallel	150	N/A	Water	≈3	≈1.5	This is a cast iron water main replacement project to be completed without design drawings for the purpose of expediency. Since there are no design drawings, the builder is expected to replace all water mains in the exact same location as the existing pipe, and therefore does not have the freedom to make alterations in the alignment. A future sewer project scheduled for Spring 2023 will result in the alignments conforming to Section 64570, Title 22 of the CCR	Upgrade water pipe to fusible DR-14 (Class 305)
56	Map 3/Site 5	from 48th Sr to Estrella Ave	Water	12	305 psi	fusible DR-14 (Class 305) pipe	AWWA C900-7, M23	ASTM D3139	Sewer	8	No	VC	N/A	N/A	installed 1954	Crossing	90	≈25°	Water	≈3	N/A	This is a cast iron water main replacement project to be completed without design drawings for the purpose of expediency. Since there are no design drawings, the builder is expected to replace all water mains in the exact same location as the existing pipe, and therefore does not have the freedom to make alterations in the alignment. A future sewer project scheduled for Spring 2023 will result in the alignments conforming to Section 64570, Title 22 of the CCR	Upgrade water pipe to fusible DR-14 (Class 305)

**CERTIFYING SIGNATURE:**

*For consultants, contractors, and developers: attach written concurrence from the governing water system and pipeline owners stating that the selected project alternative is the preferred alternative.*

Attached concurrence?  Yes  No  N/A

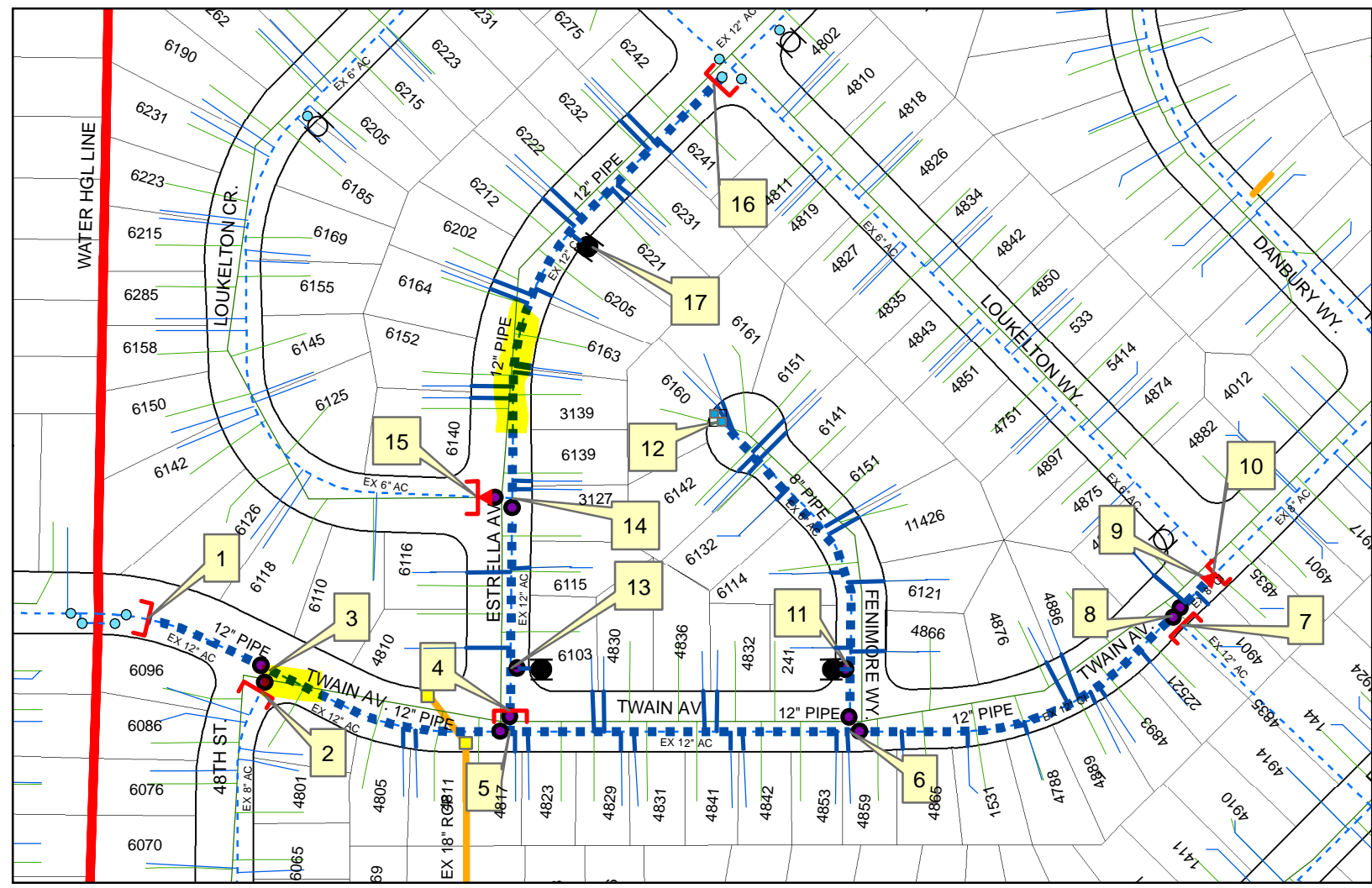
I certify that the forgoing information is true and correct to the best of my ability, and that I believe this alternative would provide at least the same level of protection to public health as the minimum separation distances prescribed in the California Waterworks Standards (CCR, Title 22, Section 64572).

  
\_\_\_\_\_  
Signature 6/4/2019  
Date

Joshua Adelman, Project Manager  
\_\_\_\_\_  
Name and Title

THIS MAP/DATA IS PROVIDED WITHOUT WARRANTY OF ANY KIND, EITHER EXPRESS OR IMPLIED, INCLUDING, BUT NOT LIMITED TO, THE IMPLIED WARRANTIES OR MERCHANTABILITY AND FITNESS FOR A PARTICULAR PURPOSE. Note: This product may contain information reproduced with permission granted by RAND McNALLY & COMPANY® to SANDAG. This product may contain information reproduced with permission granted by RAND McNALLY & COMPANY® to SANDAG. This map is copyrighted by RAND McNALLY & COMPANY®. It is unlawful to copy or reproduce all or any part thereof, whether for personal use or resale, without the prior, written permission of RAND McNALLY & COMPANY.

- |  |   |   |  |   |  |  |   |
|--|---|---|--|---|--|--|---|
| <p><b>1</b> BY CITY FORCES AHD OF CONTRACTOR</p> <p>CUT AND PLUG:<br/>EX 12" AC WTR<br/>RECONNECT AFTER NEW MAIN HAS BEEN ACCEPTED</p> | <p><b>2</b> BY CITY FORCES AHD OF CONTRACTOR</p> <p>CUT AND PLUG:<br/>EX 8" AC WTR<br/>RECONNECT AFTER NEW MAIN HAS BEEN ACCEPTED</p> | <p><b>3</b> BY CONTRACTOR FURNISH AND INSTALL</p> <p>1 - 12" X 8" TEE (F,MJ,F)<br/>1 - 12" GV (F,MJ) BK<br/>1 - 8" GV (F,MJ) RT</p> | <p><b>4</b> BY CITY FORCES AHD OF CONTRACTOR</p> <p>CUT AND PLUG:<br/>EX 12" AC WTR, LT<br/>RECONNECT AFTER NEW MAIN HAS BEEN ACCEPTED</p> | <p><b>5</b> BY CONTRACTOR FURNISH AND INSTALL</p> <p>1 - 12" X 12" TEE (MJ, F,F)<br/>2 - 12" GV (F,MJ) BK, LT</p> | <p><b>6</b> BY CONTRACTOR FURNISH AND INSTALL</p> <p>1 - 12" X 8" TEE (MJ, F, F)<br/>1 - 12" GV (F,MJ) AHD<br/>1 - 8" GV (F,MJ) LT</p> | <p><b>7</b> BY CITY FORCES AHD OF CONTRACTOR</p> <p>CUT AND PLUG:<br/>EX 12" AC WTR<br/>RECONNECT AFTER NEW MAIN HAS BEEN ACCEPTED</p> | <p><b>8</b> BY CONTRACTOR FURNISH AND INSTALL</p> <p>1 - 12" X 12" TEE (F)<br/>2 - 12" GV (F, MJ) AHD, RT</p> |
|--|---|---|--|---|--|--|---|



**SITE 5**

- |  |   |   |
|--|---|---|
| <p><b>9</b> BY CONTRACTOR FURNISH AND INSTALL</p> <p>1 - 12" X 8" REDUCER, BK</p>  | <p><b>10</b> BY CITY FORCES AHD OF CONTRACTOR</p> <p>CUT AND PLUG:<br/>EX 8" CI WTR<br/>RECONNECT AFTER NEW MAIN HAS BEEN ACCEPTED</p>  | <p><b>11</b> BY CONTRACTOR FURNISH AND INSTALL</p> <p>1 - 8" X 6" TEE (MJ,MJ, F)<br/>1 - 6" FH ASSY AND MARKER</p>  |
| <p><b>12</b> BY CONTRACTOR FURNISH AND INSTALL</p> <p>1 - 2" BLOWOFF<br/>MULTIPLE SERVICE ASSEMBLY<br/>PER SDW-138</p>                 | <p><b>13</b> BY CONTRACTOR FURNISH AND INSTALL</p> <p>1 - 12" X 6" TEE (MJ,MJ, F)<br/>1 - 6" FH ASSY AND MARKER</p>                     | <p><b>14</b> BY CONTRACTOR FURNISH AND INSTALL</p> <p>1 - 12" X 8" TEE (F,MJ,F)<br/>1 - 12" GV (F,MJ) BK<br/>1 - 8" GV (F,MJ) LT<br/>1 - 8" X 6" REDUCER (MJ)</p> |
| <p><b>15</b> BY CITY FORCES AHD OF CONTRACTOR</p> <p>CUT AND PLUG:<br/>EX 6" AC WTR<br/>RECONNECT AFTER NEW MAIN HAS BEEN ACCEPTED</p> | <p><b>16</b> BY CITY FORCES AHD OF CONTRACTOR</p> <p>CUT AND PLUG:<br/>EX 12" CI WTR<br/>RECONNECT AFTER NEW MAIN HAS BEEN ACCEPTED</p> | <p><b>17</b> BY CONTRACTOR FURNISH AND INSTALL</p> <p>1 - 12" X 6" TEE (MJ,MJ, F)<br/>1 - 6" FH ASSY AND MARKER</p>   |

REFERENCE:  
 WATER: 10673-L, 10681-L, 11164-L, 10685-L,  
 10684-L, 10682-L, 11171-L  
 SEWER: 10681-L, 10682-L, 11164-L  
 STORM DRAIN: 10687-L  
 100' SCALE/FIELD BOOK: J15S  
 THOMAS BROS.: 124917  
 HGL: 536

RETIREMENTS:  
 12" - AC - 982' - 1954  
 6" - AC - 352' - 1954  
 8" - CI - 68' - 1954  
 12" - CI - 872' - 1954  
 FH (2-PORT) - 2  
 1" SERVICE - 56 - 1954

**Legend**

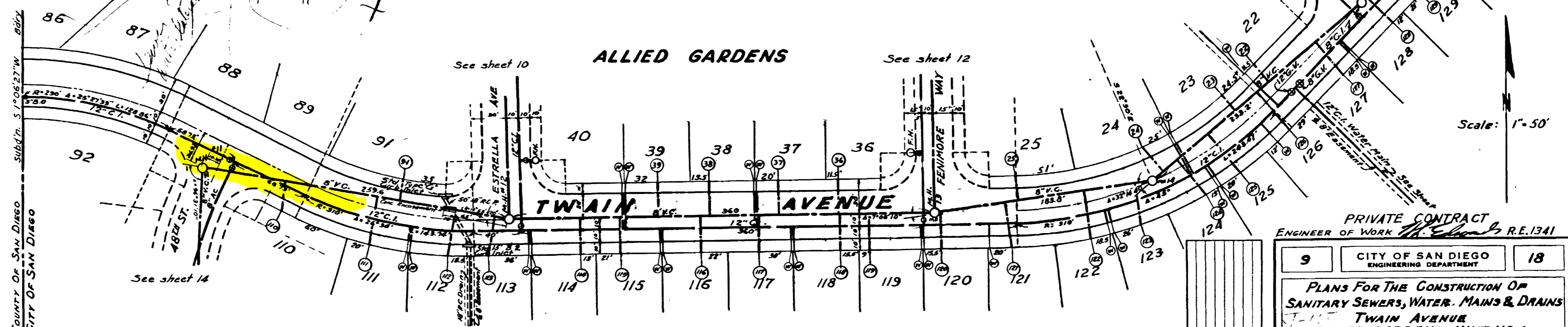
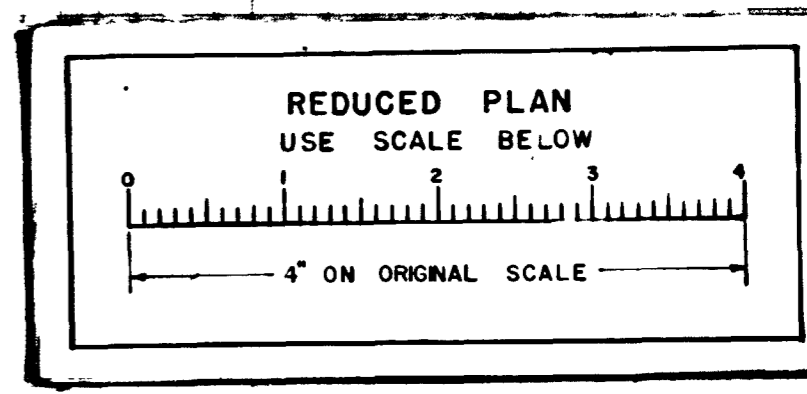
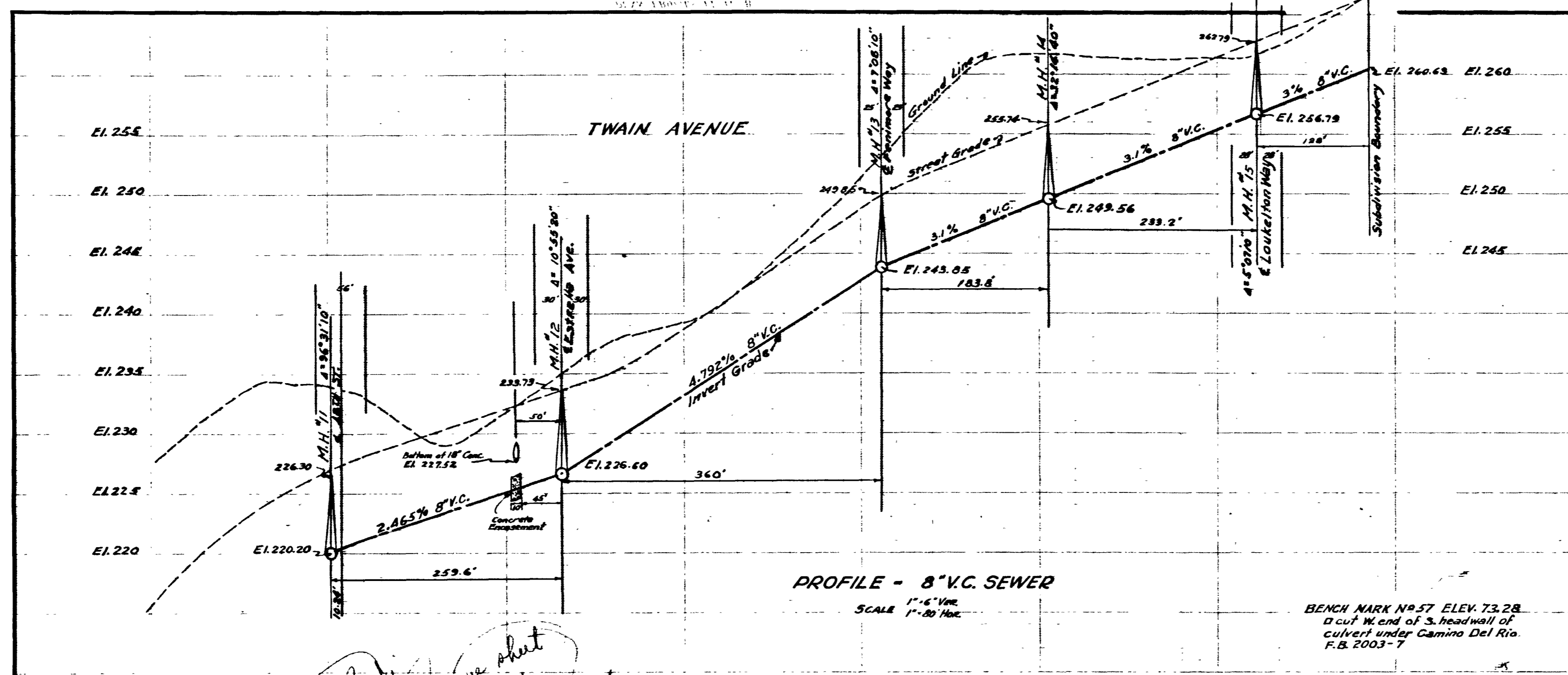
- |  |  |   |   |
|--|--|---|---|
| <p>Proposed Water Main</p> <p>Proposed Water Service</p> <p>Existing Water Main</p> <p>Existing Water Service</p> <p>Reducer</p> | <p>Existing Sewer Main</p> <p>Existing Sewer Lateral</p> <p>Existing Storm Drain</p> <p>Existing Gate Valve</p> <p>Proposed Gate Valve</p> | <p>Proposed Fire Hydrant</p> <p>Existing Fire Hydrant</p> <p>Vault</p> <p>Storm Drain Inlet</p> <p>Blowoff Assy</p> | <p>Existing Sewer Manhole</p> <p>Water Note Callout</p> <p>Cut &amp; Plug</p> |
|--|--|---|---|

**MAPS FOR THE CONSTRUCTION OF WATER GROUP JOB 970 CI ESTRELLA AVE., TWAIN AVE. AND FENIMORE WY.**



WBS#  
B-18075

MAP - 3  
SITE NO.  
5 of 13



J16-B

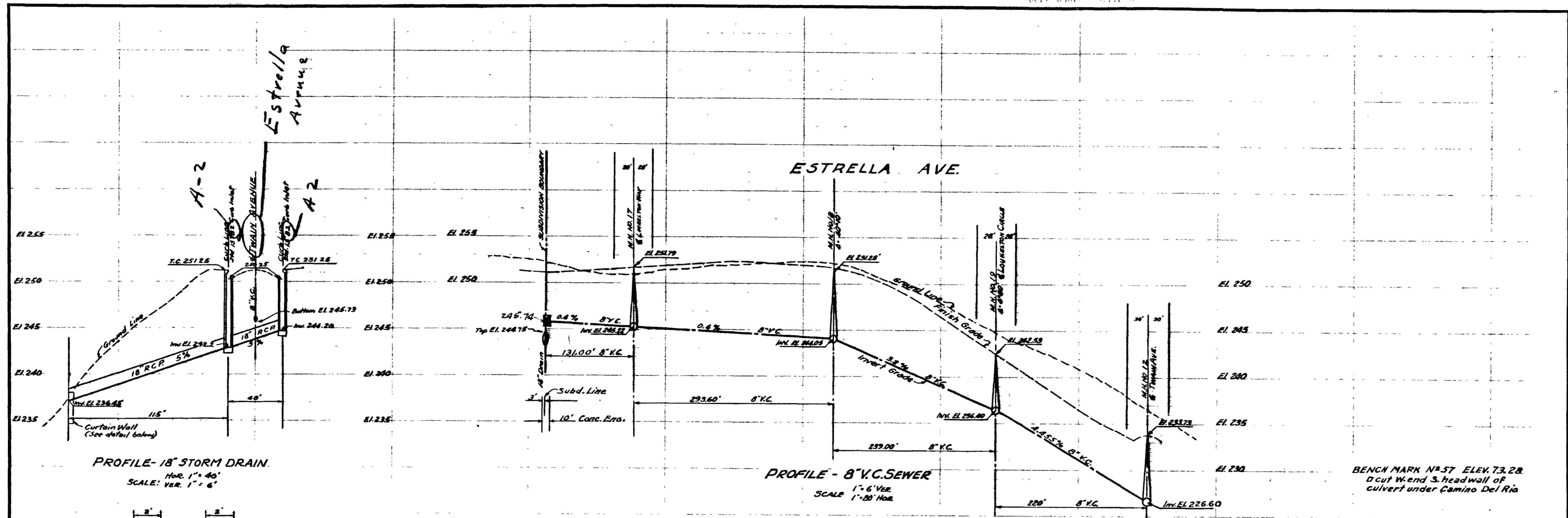
UNIT NO. 1

CITY DATUM  
ADD 6.119 FEET  
TO CONVERT TO  
MEAN SEA LEVEL

PRIVATE CONTRACT  
ENGINEER OF WORK *W. E. Johnson* R.E. 1341

9	CITY OF SAN DIEGO ENGINEERING DEPARTMENT	18
PLANS FOR THE CONSTRUCTION OF SANITARY SEWERS, WATER MAINS & DRAINS TWAIN AVENUE ALLIED GARDENS UNIT NO. 1		
APPROVED <i>A.K. Fogarty</i> CITY ENGINEER	DATE 5/6/53	SCALE AS SHOWN
DESIGNED BY CHECKED BY FIELD ENGINEER	CHANGED DATE	DRAWING NUMBER 10681 L
CONSTRUCTION RECORD		W O No. 23841
CONTRACTOR <i>Nelson</i>	INSPECTOR <i>Johnson</i>	
DATE STARTED 5-7-53	REVISION	23341
DATE COMPLETED 5-4-54		

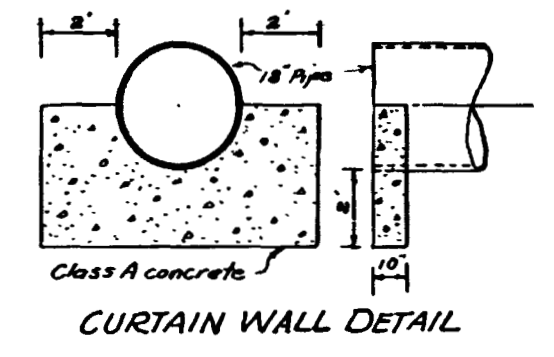
MICROFILMED  
APR - 1963



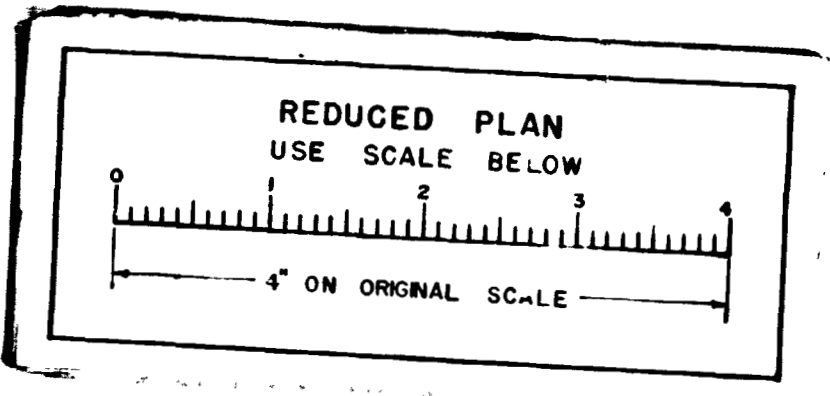
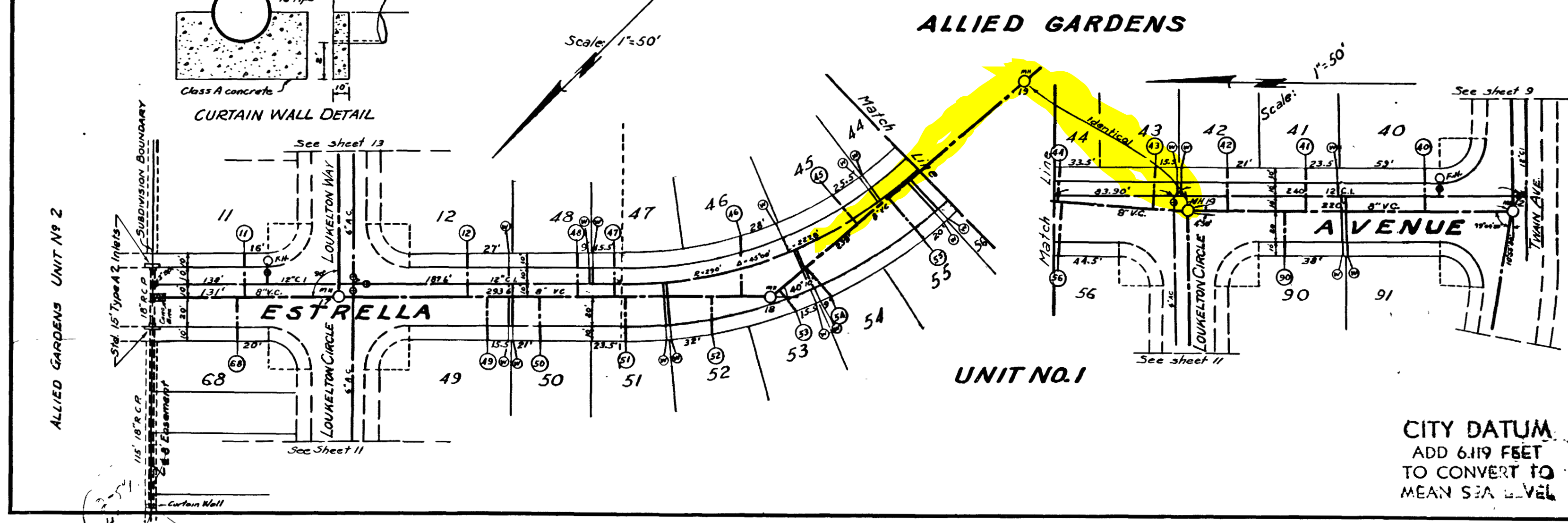
PROFILE - 18" STORM DRAIN  
 Hor. 1" = 40'  
 Scale: Ver. 1" = 6'

PROFILE - 8" V.C. SEWER  
 1" = 6" VEE  
 Scale 1" = 80' Hor.

BENCH MARK N° 57 ELEV. 73.28  
 D cut W end S. head wall of  
 culvert under Camino Del Rio



CURTAIN WALL DETAIL



CITY DATUM  
 ADD 6.119 FEET  
 TO CONVERT TO  
 MEAN SEA LEVEL

PRIVATE CONTRACT  
 ENGINEER OF WORK *W. E. Clark* R.E. 1341

10	CITY OF SAN DIEGO ENGINEERING DEPARTMENT	18
PLANS FOR THE CONSTRUCTION OF SANITARY SEWERS, WATER MAINS & DRAINS - ESTRELLA AVENUE ALLIED GARDENS UNIT N° 1 -		
APPROVED <i>AK</i>	CITY MANAGER	DATE 5/6/57
DRAWN BY CHECKED BY FIELD WORK	CHANGED	DRAWING NUMBER 10682 L
CONTRACTOR <i>Nelson</i>		RECORD W. O. No 23841
DATE STARTED 5-7-53	INSPECTOR <i>Johnson</i>	REVISIONS <i>None</i>
DATE COMPLETED 5-4-54	REVISIONS <i>None</i>	DATE 5-19-54

MICROFILMED  
 APR - 1963



this concern. Hand tamping with approved tamping bars, supplemented by compacting with mechanical tamping equipment, is allowed.

### **3.8.2 Trench Backfill**

The DESIGN CONSULTANT reviews the trench backfill provisions in the standard specifications for Public Works Construction and Book 4, Specification, Section 02200, and modify the provisions to meet the requirements of each project.

### **3.8.3 Cover**

The standard depth of cover on water distribution mains, up to and including 16-inches in diameter, is 3 to 5 feet.

Transmission water mains (i.e., 16-inches in diameter and larger) require a minimum of 5 feet of cover to the top of the pipe. Less cover may be acceptable when supported with engineering calculations and approved by PUD.

The maximum depth of cover for distribution and transmission mains is 8 feet. Less than 3 feet or more than 8 feet of cover require loading, deflection, and safety calculations. When supported by calculations, special design must be submitted to PUD for approval.

### **3.8.4 Surface Restoration**

The DESIGN CONSULTANT refers to City of San Diego standard drawings. Surface restoration is required to match or exceed existing conditions according to the requirements of each agency with jurisdiction in the project area.

## **3.9 Pipe Design**

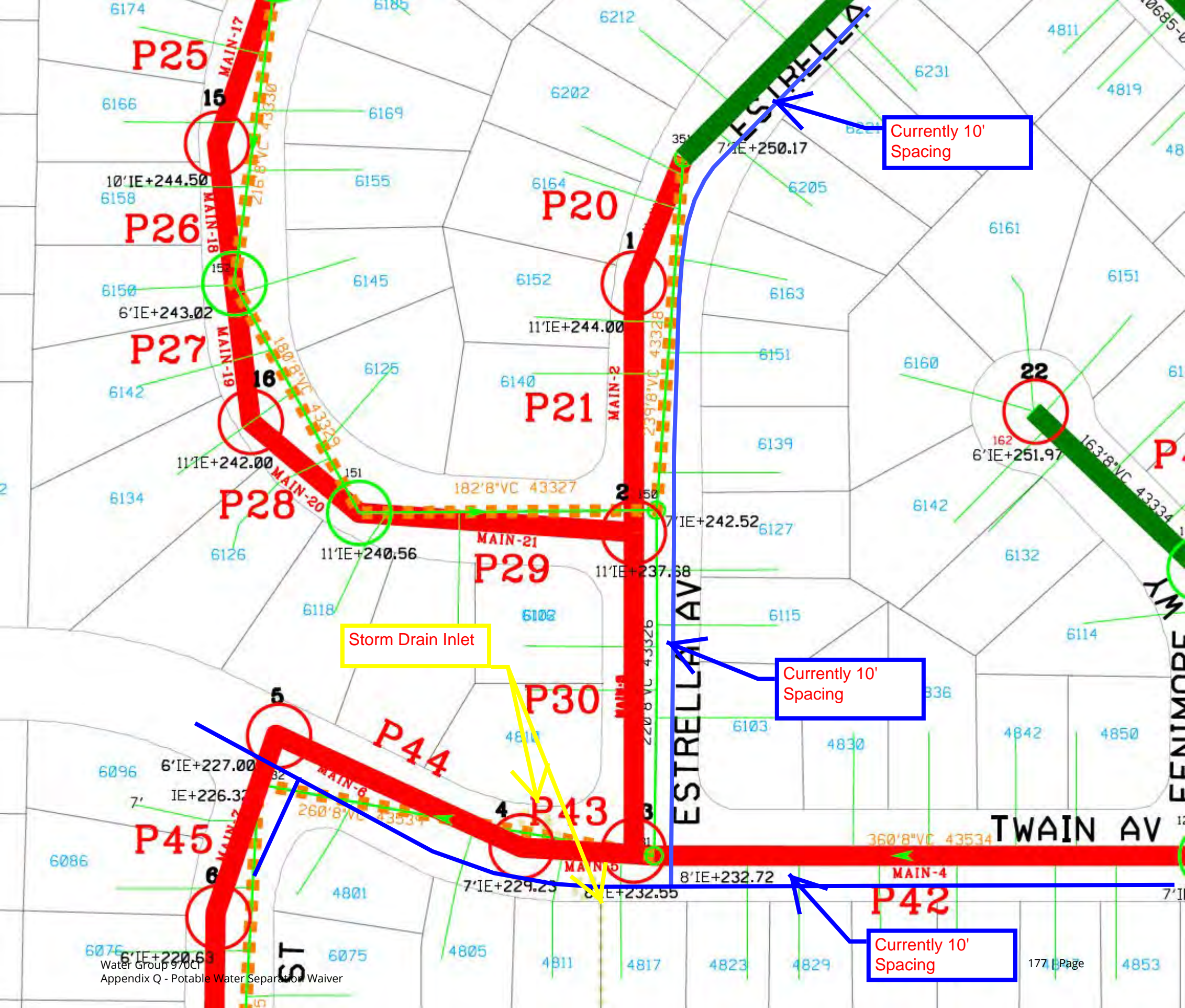
All pipes are designed by the DESIGN CONSULTANT. Specials and fittings may be designed by the pipe manufacturer. The pipe design method depends on whether the pipe is rigid or flexible.

### **3.9.1 External Loads**

External loads on a pipeline include dead loads (the weight of the soil and any improvements constructed above the pipe), live loads (caused by construction traffic and/or vehicular traffic traveling above the pipe), vacuum pressures, and pressures from groundwater.

#### **A. Dead Loads**

Dead loads attributable to the weight of the backfill are computed in accordance with AWWA standards as per specific pipe material using the compacted soil weight determined in the geotechnical investigation. Dead loads caused by improvements constructed near or above the pipeline are computed by standard geotechnical engineering practices.



Currently 10' Spacing

Storm Drain Inlet

Currently 10' Spacing

Currently 10' Spacing



**APPENDIX R**

**ADVANCED METERING INFRASTRUCTURE (AMI) DEVICE PROTECTION**

## Protecting AMI Devices in Meter Boxes and on Street Lights

The Public Utilities Department (PUD) has begun the installation of the Advanced Metering Infrastructure (AMI) technology as a new tool to enhance water meter reading accuracy and efficiency, customer service and billing, and to be used by individual accounts to better manage the efficient use of water. **All AMI devices shall be protected per Section 5-2, "Protection", of the 2015 Whitebook.**

AMI technology allows water meters to be read electronically rather than through direct visual inspection by PUD field staff. This will assist PUD staff and customers in managing unusual consumption patterns which could indicate leaks or meter tampering on a customer's property.

Three of the main components of an AMI system are the:

- A. Endpoints, see Photo 1:

**Photo 1**



B. AMI Antenna attached to Endpoint (antenna not always required), see Photo 2:

**Photo 2**




Network Devices, see Photo 3:

**Photo 3**



AMI endpoints transmit meter information to the AMI system and will soon be on the vast majority of meters in San Diego. These AMI devices provide interval consumption data to the PUD's Customer Support Division. If these devices are damaged or communication is interrupted, this Division will be alerted of the situation. The endpoints are installed in water meter boxes, coffins, and vaults adjacent to the meter. A separate flat round antenna may also be installed through the meter box lid. This antenna is connected to the endpoint via cable. The following proper installation shall be implemented when removing the lid to avoid damaging the antenna, cable, and/or endpoint. Photo 4 below demonstrates a diagram of the connection:

**Photo 4**



The AMI device ERT/Endpoint/Transmitter shall be positioned and installed as discussed in this Appendix. If the ERT/Endpoint/Transmitter is disturbed, it shall be re-installed and returned to its original installation with the end points pointed upwards as shown below in Photo 5.

**The PUD's code compliance staff will issue citations and invoices to you for any damaged AMI devices that are not re-installed as discussed in the Contract Document**

Photo 5 below shows a typical installation of an AMI endpoint on a water meter.

**Photo 5**




Photo 6 below is an example of disturbance that shall be avoided:

**Photo 6**





**You are responsible when working in and around meter boxes.** If you encounter these endpoints, use proper care and do not disconnect them from the registers on top of the water meter. If the lid has an antenna drilled through, do not change or tamper with the lid and inform the Resident Engineer immediately about the location of that lid. Refer to Photo 7 below:

**Photo 7**



Another component of the AMI system are the Network Devices. The Network Devices are strategically placed units (mainly on street light poles) that collect interval meter reading data from multiple meters for transmission to the Department Control Computer. **If you come across any of these devices on street lights that will be removed or replaced (refer to Photos 8 and 9 below), notify AMI Project Manager Arwa Sayed at (619) 362-0121 immediately.**

Photo 8 shows an installed network device on a street light. On the back of each Network Device is a sticker with contact information. See Photo 9. **Call PUD Water Emergency Repairs at 619-515-3525 if your work will impact these street lights.** These are assets that belong to the City of San Diego and you shall be responsible for any costs of disruption of this network.

**Photo 8**



**Network Device**

**Photo 9**



**If you encounter any bad installations, disconnected/broken/buried endpoints, or inadvertently damage any AMI devices or cables, notify the Resident Engineer immediately. The Resident Engineer will then immediately contact the AMI Project Manager, Arwa Sayed, at (619) 362-0121.**

**ATTACHMENT F**  
**RESERVED**

**ATTACHMENT G**  
**CONTRACT AGREEMENT**

## CONTRACT AGREEMENT

### CONSTRUCTION CONTRACT

This Phase-Funded contract is made and entered into between THE CITY OF SAN DIEGO, a municipal corporation, herein called "City", and PK Mechanical Systems, herein called "Contractor" for construction of **Water Group 970CI**; Bid No. **K-20-1904-DBB-3**; in the amount of **Five Million Six Hundred Twenty Five Thousand Dollars and Zero Cents (\$5,625,000)**, which is comprised of the Base Bid plus Additive Alternate A, consisting of an amount not to exceed \$1,150,000 for Phase I and \$4,475,000 for Phase II.

IN CONSIDERATION of the payments to be made hereunder and the mutual undertakings of the parties hereto, City and Contractor agree as follows:

1. The following are incorporated into this contract as though fully set forth herein:
  - (a) The attached Faithful Performance and Payment Bonds.
  - (b) The attached Proposal included in the Bid documents by the Contractor.
  - (c) Reference Standards listed in the Instruction to Bidders and the Supplementary Special Provisions (SSP).
  - (d) Phased Funding Schedule Agreement.
  - (e) That certain documents entitled **Water Group 970CI**, on file in the office of the Public Works Department as Document No. **B-18075**, as well as all matters referenced therein.
2. The Contractor shall perform and be bound by all the terms and conditions of this contract and in strict conformity therewith shall perform and complete in a good and workmanlike manner **Water Group 970CI**, Bid Number **K-20-1904-DBB-3**, San Diego, California.
3. For such performances, the City shall pay to Contractor the amounts set forth at the times and in the manner and with such additions or deductions as are provided for in this contract, and the Contractor shall accept such payment in full satisfaction of all claims incident to such performances. (See WHITEBOOK, Section 7-3.10, Phased Funding Compensation).
4. No claim or suit whatsoever shall be made or brought by Contractor against any officer, agent, or employee of the City for or on account of anything done or omitted to be done in connection with this contract, nor shall any such officer, agent, or employee be liable hereunder.
5. This contract is effective as of the date that the Mayor or designee signs the agreement and is approved by the City Attorney in accordance with San Diego Charter Section 40.

**CONTRACT AGREEMENT (continued)**

**IN WITNESS WHEREOF**, this Agreement is signed by the City of San Diego, acting by and through its Mayor or designee, pursuant to Municipal Code §22.3102 authorizing such execution.

**THE CITY OF SAN DIEGO**

**APPROVED AS TO FORM**

By 

By 


Print Name: Claudia C. Abarca  
Deputy Director  
Public Works Department

Print Name: Pedro De Lara, Jr.  
Deputy City Attorney

Date: June 8, 2020

Date: 6/10/20

**CONTRACTOR**

By 

Print Name: David Spindler

Title: CEO

Date: 4/21/20

City of San Diego License No.: B 2013064035

State Contractor's License No.: 810564

DEPARTMENT OF INDUSTRIAL RELATIONS (DIR) REGISTRATION NUMBER: 1000013416

## CERTIFICATIONS AND FORMS

**The Bidder, by submitting its electronic bid, agrees to and certifies under penalty of perjury under the laws of the State of California, that the certifications, forms and affidavits submitted as part of this bid are true and correct.**

## **BIDDER'S GENERAL INFORMATION**

To the City of San Diego:

Pursuant to "Notice Inviting Bids", specifications, and requirements on file with the City Clerk, and subject to all provisions of the Charter and Ordinances of the City of San Diego and applicable laws and regulations of the United States and the State of California, the undersigned hereby proposes to furnish to the City of San Diego, complete at the prices stated herein, the items or services hereinafter mentioned. The undersigned further warrants that this bid is not made in the interest of, or on behalf of, any undisclosed person, partnership, company, association, organization, or corporation; that the bid is genuine and not collusive or sham; that the bidder has not directly or indirectly induced or solicited any other bidder to put in a false or sham bid, and has not directly or indirectly colluded, conspired, connived, or agreed with any bidder or anyone else to put in a sham bid, or that anyone shall refrain from bidding; that the bidder has not in any manner, directly or indirectly, sought by agreement, communication, or conference with anyone to fix the bid price of the bidder or any other bidder, or to fix any overhead, profit, or cost element of the bid price, or of that of any other bidder, or to secure any advantage against the public body awarding the contract of anyone interested in the proposed contract; that all statements contained in the bid are true; and, further, that the bidder has not, directly or indirectly, submitted his or her bid price or any breakdown thereof, or the contents thereof, or divulged information or data relative thereto, or paid, and will not pay, any fee to any corporation, partnership, company, association, organization, bid depository, or to any member or agent thereof to effectuate a collusive or sham bid.

The undersigned bidder(s) further warrants that bidder(s) has thoroughly examined and understands the entire Contract Documents (plans and specifications) and the Bidding Documents therefore, and that by submitting said Bidding Documents as its bid proposal, bidder(s) acknowledges and is bound by the entire Contract Documents, including any addenda issued thereto, as such Contract Documents incorporated by reference in the Bidding Documents.



**NON-COLLUSION AFFIDAVIT TO BE EXECUTED BY BIDDER AND SUBMITTED WITH BID UNDER 23  
UNITED STATES CODE 112 AND PUBLIC CONTRACT CODE 7106**

State of California

County of San Diego

The bidder, being first duly sworn, deposes and says that he or she is authorized by the party making the foregoing bid that the bid is not made in the interest of, or on behalf of, any undisclosed person, partnership, company, association, organization, or corporation; that the bid is genuine and not collusive or sham; that the bidder has not directly or indirectly induced or solicited any other bidder to put in a false or sham bid, and has not directly or indirectly colluded, conspired, connived, or agreed with any bidder or anyone else to put in a sham bid, or that anyone shall refrain from bidding; that the bidder has not in any manner, directly or indirectly, sought by agreement, communication, or conference with anyone to fix the bid price of the bidder or any other bidder, or to fix any overhead, profit, or cost element of the bid price, or of that of any other bidder, or to secure any advantage against the public body awarding the contract of anyone interested in the proposed contract; that all statements contained in the bid are true; and further, that the bidder has not, directly or indirectly, submitted his or her bid price or any breakdown thereof, or the contents thereof, or divulged information or data relative thereto, or paid, and will not pay, any fee to any corporation, partnership, company association, organization, bid depository, or to any member or agent thereof to effectuate a collusive or sham bid.

## CONTRACTOR CERTIFICATION

---

### DRUG-FREE WORKPLACE

I hereby certify that I am familiar with the requirements of San Diego City Council Policy No. 100-17 regarding Drug-Free Workplace as outlined in the WHITEBOOK, Section 5-1.3, "Drug-Free Workplace", of the project specifications, and that;

This company has in place a drug-free workplace program that complies with said policy. I further certify that each subcontract agreement for this project contains language which indicates the subcontractor's agreement to abide by the provisions of subdivisions a) through c) of the policy as outlined.

## CONTRACTOR CERTIFICATION

---

### AMERICANS WITH DISABILITIES ACT (ADA) COMPLIANCE CERTIFICATION

I hereby certify that I am familiar with the requirements of San Diego City Council Policy No. 100-4 regarding the Americans With Disabilities Act (ADA) outlined in the WHITEBOOK, Section 5-1.2, "California Building Code, California Code of Regulations Title 24 and Americans with Disabilities Act", of the project specifications, and that:

This company has in place workplace program that complies with said policy. I further certify that each subcontract agreement for this project contains language which indicates the subcontractor's agreement to abide by the provisions of the policy as outlined.

## **CONTRACTOR CERTIFICATION**

---

### **CONTRACTOR STANDARDS – PLEDGE OF COMPLIANCE**

I declare under penalty of perjury that I am authorized to make this certification on behalf of the company submitting this bid/proposal, that as Contractor, I am familiar with the requirements of City of San Diego Municipal Code § 22.3004 regarding Contractor Standards as outlined in the WHITEBOOK, Section 5-1.4, ("Contractor Standards and Pledge of Compliance"), of the project specifications, and that Contractor has complied with those requirements.

I further certify that each of the Contractor's subcontractors has completed a Pledge of Compliance attesting under penalty of perjury of having complied with City of San Diego Municipal Code § 22.3004.

## **CONTRACTOR CERTIFICATION**

---

### **EQUAL BENEFITS ORDINANCE CERTIFICATION**

I declare under penalty of perjury that I am familiar with the requirements of and in compliance with the City of San Diego Municipal Code § 22.4300 regarding Equal Benefits Ordinance.

## **CONTRACTOR CERTIFICATION**

---

### **EQUAL PAY ORDINANCE CERTIFICATION**

Contractor shall comply with the Equal Pay Ordinance (EPO) codified in the San Diego Municipal Code (SDMC) at section 22.4801 through 22.4809, unless compliance is not required based on an exception listed in SDMC section 22.4804.

Contractor shall require all of its subcontractors to certify compliance with the EPO in their written subcontracts.

Contractor must post a notice informing its employees of their rights under the EPO in the workplace or job site.

By signing this Contract with the City of San Diego, Contractor acknowledges the EPO requirements and pledges ongoing compliance with the requirements of SDMC Division 48, section 22.4801 et seq., throughout the duration of this Contract.

**AFFIDAVIT OF DISPOSAL**

**(To be submitted upon completion of Construction pursuant to the contracts Certificate of Completion)**

**WHEREAS**, on the \_\_\_\_\_ DAY OF \_\_\_\_\_, 2\_\_\_\_ the undersigned entered into and executed a contract with the City of San Diego, a municipal corporation, for:

**Water Group 970CI**

(Project Title)

as particularly described in said contract and identified as Bid No. **K-20-1904-DBB-3**; SAP No. (WBS/IO/CC) **B-18075**; and **WHEREAS**, the specification of said contract requires the Contractor to affirm that "all brush, trash, debris, and surplus materials resulting from this project have been disposed of in a legal manner"; and **WHEREAS**, said contract has been completed and all surplus materials disposed of:

**NOW, THEREFORE**, in consideration of the final payment by the City of San Diego to said Contractor under the terms of said contract, the undersigned Contractor, does hereby affirm that all surplus materials as described in said contract have been disposed of at the following location(s)

and that they have been disposed of according to all applicable laws and regulations.

Dated this \_\_\_\_\_ DAY OF \_\_\_\_\_, \_\_\_\_\_.

By: \_\_\_\_\_  
Contractor

**ATTEST:**

State of \_\_\_\_\_ County of \_\_\_\_\_

On this \_\_\_\_\_ DAY OF \_\_\_\_\_, 2\_\_\_\_, before the undersigned, a Notary Public in and for said County and State, duly commissioned and sworn, personally appeared \_\_\_\_\_ known to me to be the \_\_\_\_\_ Contractor named in the foregoing Release, and whose name is subscribed thereto, and acknowledged to me that said Contractor executed the said Release.

Notary Public in and for said County and State

**LIST OF SUBCONTRACTORS**

**\*\*\* PROVIDED FOR ILLUSTRATIVE PURPOSES ONLY \*\*\* TO BE SUBMITTED IN ELECTRONIC FORMAT ONLY \*\*\* SEE INSTRUCTIONS TO BIDDERS, FOR FURTHER INFORMATION**

In accordance with the requirements of the "Subletting and Subcontracting Fair Practices Act", Section 4100, of the California Public Contract Code (PCC), the Bidder is to list below the name, address and license number of each Subcontractor who will perform work, labor, render services or specially fabricate and install a portion [type] of the work or improvement, in an amount of or in excess of 0.5% of the Contractor's total Bid. Failure to comply with this requirement may result in the Bid being rejected as non-responsive. The Contractor is to list only one Subcontractor for each portion of the Work. The Bidder's attention is directed to the Special Provisions - Section 3-2, "SELF-PERFORMANCE", which stipulates the percentage of the Work to be performed with the Bidder's own forces. The Bidder is to also list all SLBE, ELBE, DBE, DVBE, MBE, WBE, OBE, SDB, WoSB, HUBZone, and SDVOSB Subcontractors for which the Bidders are seeking recognition towards achieving any mandatory, voluntary, or both subcontracting participation percentages.

NAME, ADDRESS AND TELEPHONE NUMBER OF SUBCONTRACTOR	CONSTRUCTOR OR DESIGNER	SUBCONTRACTOR LICENSE NUMBER	TYPE OF WORK	DOLLAR VALUE OF SUBCONTRACT	MBE, WBE, DBE, DVBE, OBE, ELBE, SLBE, SDB, WoSB, HUBZone, OR SDVOSB <sup>ⓐ</sup>	WHERE CERTIFIED <sup>ⓑ</sup>	CHECK IF JOINT VENTURE PARTNERSHIP
Name: _____ Address: _____ City: _____ State: _____ Zip: _____ Phone: _____ Email: _____							
Name: _____ Address: _____ City: _____ State: _____ Zip: _____ Phone: _____ Email: _____							

- ⓐ As appropriate, Bidder shall identify Subcontractor as one of the following and shall include a valid proof of certification (except for OBE, SLBE and ELBE):
- |   |        |  |         |
|---|--------|--|---------|
| Certified Minority Business Enterprise        | MBE    | Certified Woman Business Enterprise            | WBE     |
| Certified Disadvantaged Business Enterprise   | DBE    | Certified Disabled Veteran Business Enterprise | DVBE    |
| Other Business Enterprise                     | OBE    | Certified Emerging Local Business Enterprise   | ELBE    |
| Certified Small Local Business Enterprise     | SLBE   | Small Disadvantaged Business                   | SDB     |
| Woman-Owned Small Business                    | WoSB   | HUBZone Business                               | HUBZone |
| Service-Disabled Veteran Owned Small Business | SDVOSB |  |         |
- ⓑ As appropriate, Bidder shall indicate if Subcontractor is certified by:
- |  |        |  |          |
|--|--------|--|----------|
| City of San Diego                                    | CITY   | State of California Department of Transportation | CALTRANS |
| California Public Utilities Commission               | CPUC   |  |          |
| State of California's Department of General Services | CADoGS | City of Los Angeles                              | LA       |
| State of California                                  | CA     | U.S. Small Business Administration               | SBA      |



**NAMED EQUIPMENT/MATERIAL SUPPLIER LIST**

**\*\*\* PROVIDED FOR ILLUSTRATIVE PURPOSES ONLY \*\*\* TO BE SUBMITTED IN ELECTRONIC FORMAT ONLY \*\*\* SEE INSTRUCTIONS TO BIDDERS FOR FURTHER INFORMATION**

NAME, ADDRESS AND TELEPHONE NUMBER OF VENDOR/SUPPLIER	MATERIALS OR SUPPLIES	DOLLAR VALUE OF MATERIAL OR SUPPLIES	SUPPLIER (Yes/No)	MANUFACTURER (Yes/No)	MBE, WBE, DBE, DVBE, OBE, ELBE, SLBE, SDB, WoSB, HUBZone, OR SDVOSB <sup>①</sup>	WHERE CERTIFIED <sup>②</sup>
Name: _____ Address: _____ City: _____ State: _____ Zip: _____ Phone: _____ Email: _____						
Name: _____ Address: _____ City: _____ State: _____ Zip: _____ Phone: _____ Email: _____						

- ① As appropriate, Bidder shall identify Vendor/Supplier as one of the following and shall include a valid proof of certification (except for OBE, SLBE and ELBE):
- |   |        |  |         |
|---|--------|--|---------|
| Certified Minority Business Enterprise        | MBE    | Certified Woman Business Enterprise            | WBE     |
| Certified Disadvantaged Business Enterprise   | DBE    | Certified Disabled Veteran Business Enterprise | DVBE    |
| Other Business Enterprise                     | OBE    | Certified Emerging Local Business Enterprise   | ELBE    |
| Certified Small Local Business Enterprise     | SLBE   | Small Disadvantaged Business                   | SDB     |
| Woman-Owned Small Business                    | WoSB   | HUBZone Business                               | HUBZone |
| Service-Disabled Veteran Owned Small Business | SDVOSB |  |         |
- ② As appropriate, Bidder shall indicate if Vendor/Supplier is certified by:
- |  |        |  |          |
|--|--------|--|----------|
| City of San Diego                                    | CITY   | State of California Department of Transportation | CALTRANS |
| California Public Utilities Commission               | CPUC   |  |          |
| State of California's Department of General Services | CADoGS | City of Los Angeles                              | LA       |
| State of California                                  | CA     | U.S. Small Business Administration               | SBA      |

**The Bidder will not receive any subcontracting participation percentages if the Bidder fails to submit the required proof of certification.**

## **ELECTRONICALLY SUBMITTED FORMS**

### **THE FOLLOWING FORMS MUST BE SUBMITTED IN PDF FORMAT WITH BID SUBMISSION**

The following forms are to be completed by the bidder and submitted (uploaded) electronically with the bid in PlanetBids.

- A. BID BOND – See Instructions to Bidders, Bidders Guarantee of Good Faith (Bid Security) for further instructions**
- B. CONTRACTOR’S CERTIFICATION OF PENDING ACTIONS**
- C. MANDATORY DISCLOSURE OF BUSINESS INTERESTS FORM**
- D. DEBARMENT AND SUSPENSION CERTIFICATION**
- E. SUBCONTRACTORS ADDITIVE/DEDUCTIVE ALTERNATE**

**Bids will not be accepted until ALL the above-named forms are submitted as part of the bid submittal**

**BID BOND**

**See Instructions to Bidders, Bidder Guarantee of Good Faith  
(Bid Security)**

KNOW ALL MEN BY THESE PRESENTS,

That PK MECHANICAL SYSTEMS, INC. as Principal,  
and U.S. SPECIALTY INSURANCE COMPANY as Surety, are held  
and firmly bound unto The City of San Diego hereinafter called "OWNER," in the sum  
of **10% OF THE TOTAL BID AMOUNT** for the payment of which sum, well and truly to be made, we  
bind ourselves, our heirs, executors, administrators, successors, and assigns, jointly and severally,  
firmly by these presents.

WHEREAS, said Principal has submitted a Bid to said OWNER to perform the WORK required under  
the bidding schedule(s) of the OWNER's Contract Documents entitled

WATER GROUP 970CI

NOW THEREFORE, if said Principal is awarded a contract by said OWNER and, within the time and in  
the manner required in the "Notice Inviting Bids" enters into a written Agreement on the form of  
agreement bound with said Contract Documents, furnishes the required certificates of insurance, and  
furnishes the required Performance Bond and Payment Bond, then this obligation shall be null and  
void, otherwise it shall remain in full force and effect. In the event suit is brought upon this bond by  
said OWNER and OWNER prevails, said Surety shall pay all costs incurred by said OWNER in such suit,  
including a reasonable attorney's fee to be fixed by the court.

SIGNED AND SEALED, this 12TH day of FEBRUARY, 2020

PK MECHANICAL SYSTEMS, INC. (SEAL)

(Principal)

By: \_\_\_\_\_

(Signature)  
DAVID R. SPINDLER, CEO

U.S. SPECIALTY INSURANCE COMPANY (SEAL)

(Surety)

By: \_\_\_\_\_

(Signature)  
MARK D. IATAROLA, ATTORNEY-IN-FACT

(SEAL AND NOTARIAL ACKNOWLEDGEMENT OF SURETY)

**CALIFORNIA ALL-PURPOSE ACKNOWLEDGMENT**

CIVIL CODE § 1189

A notary public or other officer completing this certificate verifies only the identity of the individual who signed the document to which this certificate is attached, and not the truthfulness, accuracy, or validity of that document.

State of California }  
County of SAN DIEGO

On 2/12/2020 before me, TRACY LYNN RODRIGUEZ, NOTARY PUBLIC  
*Date Here Insert Name and Title of the Officer*  
personally appeared MARK D. IATAROLA  
*Name(s) of Signer(s)*

who proved to me on the basis of satisfactory evidence to be the person(s) whose name(s) is/are subscribed to the within instrument and acknowledged to me that he/she/they executed the same in his/her/their authorized capacity(ies), and that by his/her/their signature(s) on the instrument the person(s), or the entity upon behalf of which the person(s) acted, executed the instrument.



I certify under PENALTY OF PERJURY under the laws of the State of California that the foregoing paragraph is true and correct.

WITNESS my hand and official seal.

Signature [Handwritten Signature]  
*Signature of Notary Public*

Place Notary Seal and/or Stamp Above

**OPTIONAL**

Completing this information can deter alteration of the document or fraudulent reattachment of this form to an unintended document.

**Description of Attached Document**

Title or Type of Document: \_\_\_\_\_

Document Date: \_\_\_\_\_ Number of Pages: \_\_\_\_\_

Signer(s) Other Than Named Above: \_\_\_\_\_

**Capacity(ies) Claimed by Signer(s)**

Signer's Name: MARK D. IATAROLA

Corporate Officer – Title(s): \_\_\_\_\_

Partner –  Limited  General

Individual  Attorney in Fact

Trustee  Guardian of Conservator

Other: \_\_\_\_\_

Signer is Representing: \_\_\_\_\_

Signer's Name: \_\_\_\_\_

Corporate Officer – Title(s): \_\_\_\_\_

Partner –  Limited  General

Individual  Attorney in Fact

Trustee  Guardian of Conservator

Other: \_\_\_\_\_

Signer is Representing: \_\_\_\_\_



TOKIO MARINE  
HCC

**POWER OF ATTORNEY**

**AMERICAN CONTRACTORS INDEMNITY COMPANY TEXAS BONDING COMPANY  
UNITED STATES SURETY COMPANY U.S. SPECIALTY INSURANCE COMPANY**

KNOW ALL MEN BY THESE PRESENTS: That American Contractors Indemnity Company, a California corporation, Texas Bonding Company, an assumed name of American Contractors Indemnity Company, United States Surety Company, a Maryland corporation and U.S. Specialty Insurance Company, a Texas corporation (collectively, the "Companies"), do by these presents make, constitute and appoint:

John G. Maloney, Mark D. Iatarola or Helen Maloney of Escondido, California

its true and lawful Attorney(s)-in-fact, each in their separate capacity if more than one is named above, with full power and authority hereby conferred in its name, place and stead, to execute, acknowledge and deliver **any and all bonds, recognizances, undertakings or other instruments or contracts of suretyship to include riders, amendments, and consents of surety, providing the bond penalty does not exceed** \*\*\*\*\*Fifteen Million\*\*\*\*\* Dollars (\*\*\$15,000,000.00\*\*). This Power of Attorney shall expire without further action on April 23<sup>rd</sup>, 2022. This Power of Attorney is granted under and by authority of the following resolutions adopted by the Boards of Directors of the Companies:

*Be it Resolved*, that the President, any Vice-President, any Assistant Vice-President, any Secretary or any Assistant Secretary shall be and is hereby vested with full power and authority to appoint any one or more suitable persons as Attorney(s)-in-Fact to represent and act for and on behalf of the Company subject to the following provisions:

*Attorney-in-Fact* may be given full power and authority for and in the name of and on behalf of the Company, to execute, acknowledge and deliver, any and all bonds, recognizances, contracts, agreements or indemnity and other conditional or obligatory undertakings, including any and all consents for the release of retained percentages and/or final estimates on engineering and construction contracts, and any and all notices and documents canceling or terminating the Company's liability thereunder, and any such instruments so executed by any such Attorney-in-Fact shall be binding upon the Company as if signed by the President and sealed and effected by the Corporate Secretary.

*Be it Resolved*, that the signature of any authorized officer and seal of the Company heretofore or hereafter affixed to any power of attorney or any certificate relating thereto by facsimile, and any power of attorney or certificate bearing facsimile signature or facsimile seal shall be valid and binding upon the Company with respect to any bond or undertaking to which it is attached.

IN WITNESS WHEREOF, The Companies have caused this instrument to be signed and their corporate seals to be hereto affixed, this 1<sup>st</sup> day of June, 2018.

**AMERICAN CONTRACTORS INDEMNITY COMPANY TEXAS BONDING COMPANY  
UNITED STATES SURETY COMPANY U.S. SPECIALTY INSURANCE COMPANY**

State of California  
County of Los Angeles



By: [Signature]  
Daniel P. Aguilar, Vice President

*A Notary Public or other officer completing this certificate verifies only the identity of the individual who signed the document to which this certificate is attached, and not the truthfulness, accuracy, or validity of that document*

On this 1<sup>st</sup> day of June, 2018, before me, Sonia O. Carrejo, a notary public, personally appeared Daniel P. Aguilar, Vice President of American Contractors Indemnity Company, Texas Bonding Company, United States Surety Company and U.S. Specialty Insurance Company who proved to me on the basis of satisfactory evidence to be the person whose name is subscribed to the within instrument and acknowledged to me that he executed the same in his authorized capacity, and that by his signature on the instrument the person, or the entity upon behalf of which the person acted, executed the instrument.

I certify under PENALTY OF PERJURY under the laws of the State of California that the foregoing paragraph is true and correct.

WITNESS my hand and official seal.

Signature [Signature] (seal)



I, Kio Lo, Assistant Secretary of American Contractors Indemnity Company, Texas Bonding Company, United States Surety Company and U.S. Specialty Insurance Company, do hereby certify that the above and foregoing is a true and correct copy of a Power of Attorney, executed by said Companies, which is still in full force and effect; furthermore, the resolutions of the Boards of Directors, set out in the Power of Attorney are in full force and effect.

In Witness Whereof, I have hereunto set my hand and affixed the seals of said Companies at Los Angeles, California this 12TH day of FEBRUARY, 2020.

Corporate Seals  
Bond No. \_\_\_\_\_  
Agency No. 4013



[Signature]  
Kio Lo, Assistant Secretary

### CONTRACTOR'S CERTIFICATION OF PENDING ACTIONS


As part of its bid or proposal (Non-Price Proposal in the case of Design-Build contracts), the Bidder shall provide to the City a list of all instances within the past 10 years where a complaint was filed or pending against the Bidder in a legal or administrative proceeding alleging that Bidder discriminated against its employees, subcontractors, vendors or suppliers, and a description of the status or resolution of that complaint, including any remedial action taken.

CHECK ONE BOX ONLY.

- The undersigned certifies that within the past 10 years the Bidder has NOT been the subject of a complaint or pending action in a legal administrative proceeding alleging that Bidder discriminated against its employees, subcontractors, vendors or suppliers.
- The undersigned certifies that within the past 10 years the Bidder has been the subject of a complaint or pending action in a legal administrative proceeding alleging that Bidder discriminated against its employees, subcontractors, vendors or suppliers. A description of the status or resolution of that complaint, including any remedial action taken and the applicable dates is as follows:

DATE OF CLAIM	LOCATION	DESCRIPTION OF CLAIM	LITIGATION (Y/N)	STATUS	RESOLUTION/REMEDIAL ACTION TAKEN

Contractor Name: PK Mechanical Systems, Inc

Certified By David Spindler Title CEO  
Name  
  
Signature Date 2/23/20

**USE ADDITIONAL FORMS AS NECESSARY**

## Mandatory Disclosure of Business Interests Form

### BIDDER/PROPOSER INFORMATION

Legal Name	PK Mechanical Systems Inc.	DBA	
Street Address	21335 Bundy Canyon Road	City Wildomar	State CA Zip 92595
Contact Person, Title	David Spindler	Phone 951-453-8946	Fax 951-471-5700

Provide the name, identity, and precise nature of the interest\* of all persons who are directly or indirectly involved\*\* in this proposed transaction (SDMC § 21.0103).

\* The precise nature of the interest includes:

- the percentage ownership interest in a party to the transaction,
- the percentage ownership interest in any firm, corporation, or partnership that will receive funds from the transaction,
- the value of any financial interest in the transaction,
- any contingent interest in the transaction and the value of such interest should the contingency be satisfied, and
- any philanthropic, scientific, artistic, or property interest in the transaction.

\*\* Directly or indirectly involved means pursuing the transaction by:

- communicating or negotiating with City officers or employees,
- submitting or preparing applications, bids, proposals or other documents for purposes of contracting with the City, or
- directing or supervising the actions of persons engaged in the above activity.

Name	David Spindler	CEO	Title/Position
City and State of Residence	Employer (if different than Bidder/Proposer)		
	Fallbrook CA		
Interest in the transaction	50% owner		

Name	Patricia Delgado	CFO	Title/Position
City and State of Residence	Employer (if different than Bidder/Proposer)		
	Temecula CA		
Interest in the transaction	50 % owner		

**\* Use Additional Pages if Necessary \***

Under penalty of perjury under the laws of the State of California, I certify that I am responsible for the completeness and accuracy of the responses contained herein, and that all information provided is true, full and complete to the best of my knowledge and belief. I agree to provide written notice to the Mayor or Designee within five (5) business days if, at any time, I learn that any portion of this Mandatory Disclosure of Business Interests Form requires an updated response. Failure to timely provide the Mayor or Designee with written notice is grounds for Contract termination.

David Spindler, CEO  2/23/20

Print Name, Title Signature Date

**Failure to sign and submit this form with the bid/proposal shall make the bid/proposal non-responsive. In the case of an informal solicitation, the contract will not be awarded unless a signed and completed Mandatory Disclosure of Business Interests Form is submitted.**

## DEBARMENT AND SUSPENSION CERTIFICATION

**EFFECT OF DEBARMENT OR SUSPENSION**

To promote integrity in the City's contracting processes and to protect the public interest, the City shall only enter into contracts with responsible bidders and contractors. In accordance with San Diego Municipal Code §22.0814 (a): *Bidders and contractors who have been debarred or suspended are excluded from submitting bids, submitting responses to requests for proposal or qualifications, receiving contract awards, executing contracts, participating as a subcontractor, employee, agent or representative of another person contracting with the City.*

As part of its bid or proposal (Non-Price Proposal in the case of Design-Build contracts), the Bidder shall provide to the City a list of Names of the Principal Individual owner(s)

The names of all persons interested in the foregoing proposal as Principals are as follows:

NAME	TITLE
David Spindler	CEO
Patricia Delgado	CFO

**IMPORTANT NOTICE:** If Bidder or other interested person is a corporation, state secretary, treasurer, and manager thereof; if a co-partnership, state true name of firm, also names of all individual co-partners composing firm; if Bidder or other interested person is an individual, state first and last names in full.

The Bidder, under penalty of perjury, certifies that, except as noted below, he/she or any person associated therewith in the capacity of owner, partner, director, officer, manager:


- Is not currently under suspension, debarment, voluntary exclusion, or determination of ineligibility by any Federal, State or local agency;
- has not been suspended, debarred, voluntarily excluded or determined ineligible by any Federal, State or local agency within the past 3 years;
- does not have a proposed debarment pending; and
- has not been indicted, convicted, or had a civil judgment rendered against it by a court of competent jurisdiction in any matter involving fraud or official misconduct within the past 3 years.

If there are any exceptions to this certification, insert the exceptions in the following space.

Exceptions will be considered in determining bidder responsibility. For any exception noted above, indicate below to whom it applies, initiating agency, and dates of action.

Contractor Name: PK Mechanical Systems, Inc.

Certified By David Spindler Title CEO

Name  
  
 Signature

Date 2/23/20

**NOTE:** Providing false information may result in criminal prosecution or administrative sanctions.



Names of the Principal individual owner(s)

**FOR SUBCONTRACTORS/SUPPLIERS/MANUFACTURERS**

As part of its bid or proposal (Non-Price Proposal in the case of Design-Build contracts), the Bidder shall provide to the City a list of Names of the Principal Individual owner(s) for their subcontractor/supplier/manufacturers.

Please indicate if principal owner is serving in the capacity of **subcontractor, supplier, and/or manufacturer:**

SUBCONTRACTOR       SUPPLIER       MANUFACTURER

NAME	TITLE
Ala Karaja, Miramar General Engineering	President

SUBCONTRACTOR       SUPPLIER       MANUFACTURER

NAME	TITLE
Alicia Vasquez Frank and Sons Paving	President

SUBCONTRACTOR       SUPPLIER       MANUFACTURER

NAME	TITLE
Jeff Llewelyn, Payco Specialties	President

SUBCONTRACTOR       SUPPLIER       MANUFACTURER

NAME	TITLE
Allan Henderson, American Asphalt South	President

Contractor Name: PK Mechanical Systems, Inc

Certified By David Spindler Title CEO

Name  
  
 Date 2/25/20

Signature

Names of the Principal individual owner(s)

**FOR SUBCONTRACTORS/SUPPLIERS/MANUFACTURERS**

As part of its bid or proposal (Non-Price Proposal in the case of Design-Build contracts), the Bidder shall provide to the City a list of Names of the Principal Individual owner(s) for their subcontractor/supplier/manufacturers.

Please indicate if principal owner is serving in the capacity of **subcontractor, supplier, and/or manufacturer:**

SUBCONTRACTOR                       SUPPLIER                       MANUFACTURER

NAME	TITLE
Ryan Clark, Southwest signal	President

SUBCONTRACTOR                       SUPPLIER                       MANUFACTURER

NAME	TITLE

SUBCONTRACTOR                       SUPPLIER                       MANUFACTURER

NAME	TITLE

SUBCONTRACTOR                       SUPPLIER                       MANUFACTURER

NAME	TITLE

Contractor Name: PK Mechanical Systems, Inc.

Certified By David Spindler Title CEO

Name  
 Date 2/25/20

Signature

**SUBCONTRACTORS ADDITIVE/DEDUCTIVE ALTERNATE**  
**\*\*\* FOR USE WHEN LISTING SUBCONTRACTORS ON ALTERNATES \*\*\***  
**(Use Additional Sheets As Needed)**

ADDITIVE/DEDUCTIVE ALTERNATE	SUBCONTRACTOR NAME, LOCATION, PHONE & EMAIL	CONSTRUCTOR OR DESIGNER	DIR REGISTRATION NUMBER	SUBCONTRACTOR LICENSE NUMBER	TYPE OF WORK	DOLLAR VALUE OF SUBCONTRACT	MBE, WBE, DBE, DVBE, OBE, ELBE, SLBE, SDB, WoSB, HUBZone, OR SDVOSB <sup>①</sup>	WHERE CERTIFIED	CHECK IF JOINT VENTURE PARTNERSHIP
	Name: <u>Frank and Sons Paving</u> Address: <u>1019 3rd ave</u> City: <u>Chula Vista</u> State: <u>CA</u> Zip: <u>91911</u> Phone: <u>619-420-9020</u> Email: <u>fandsestimating@yahoo.com</u>	constructor	1000009502	612545	paving  grinding	\$ 193,029  For alternate	SLBE  FS1075	City of  SD	
	Name: _____ Address: _____ City: _____ State: _____ Zip: _____ Phone: _____ Email: _____								
	Name: _____ Address: _____ City: _____ State: _____ Zip: _____ Phone: _____ Email: _____								

- ① As appropriate, Bidder shall identify Subcontractor as one of the following and shall include a valid proof of certification (except for OBE, SLBE and ELBE):
- |   |        |  |         |
|---|--------|--|---------|
| Certified Minority Business Enterprise        | MBE    | Certified Woman Business Enterprise            | WBE     |
| Certified Disadvantaged Business Enterprise   | DBE    | Certified Disabled Veteran Business Enterprise | DVBE    |
| Other Business Enterprise                     | OBE    | Certified Emerging Local Business Enterprise   | ELBE    |
| Certified Small Local Business Enterprise     | SLBE   | Small Disadvantaged Business                   | SDB     |
| Woman-Owned Small Business                    | WoSB   | HUBZone Business                               | HUBZone |
| Service-Disabled Veteran Owned Small Business | SDVOSB |  |         |
- ② As appropriate, Bidder shall indicate if Subcontractor is certified by:
- |  |        |  |          |
|--|--------|--|----------|
| City of San Diego                                    | CITY   | State of California Department of Transportation | CALTRANS |
| California Public Utilities Commission               | CPUC   |  |          |
| State of California's Department of General Services | CADoGS | City of Los Angeles                              | LA       |
| State of California                                  | CA     | U.S. Small Business Administration               | SBA      |

**The Bidder will not receive any subcontracting participation percentages if the Bidder fails to submit the required proof of certification.**

# Theer will be none.

## SUBCONTRACTOR LISTING

### (OTHER THAN FIRST TIER)

Pursuant to California Senate Bill 96 and in accordance with the requirements of Labor Code sections 1771.1 and 1725.5, by submitting a bid or proposal to the City, Contractor is certifying that he or she has verified that all subcontractors used on this public work project are registered with the California Department of Industrial Relations (DIR). **The Bidder is to list below the name, address, license number, DIR registration number of any (known tiered subcontractor) - who will perform work, labor, render services or specially fabricate and install a portion [type] of the work or improvement pursuant to the contract. If none are known at this time, mark the table below with non-applicable (N/A).**

NAME, ADDRESS AND TELEPHONE NUMBER OF SUBCONTRACTOR	CONSTRUCTOR OR DESIGNER	DIR REGISTRATION NUMBER	SUBCONTRACTOR LICENSE NUMBER	TYPE OF WORK
Name: _____ Address: _____ City: _____ State: _____ Zip: _____ Phone: _____ Email: _____				
Name: _____ Address: _____ City: _____ State: _____ Zip: _____ Phone: _____ Email: _____				
Name: _____ Address: _____ City: _____ State: _____ Zip: _____ Phone: _____ Email: _____				
Name: _____ Address: _____ City: _____ State: _____ Zip: _____ Phone: _____ Email: _____				

**\*\* USE ADDITIONAL FORMS AS NECESSARY \*\***

# City of San Diego

CITY CONTACT: Taylor Cox, Contract Specialist, Email: [TJCox@sandiego.gov](mailto:TJCox@sandiego.gov)  
Phone No. (619) 533-3033

## ADDENDUM A



**FOR**

**WATER GROUP 970CI**

BID NO.: K-20-1904-DBB-3  
SAP NO. (WBS/IO/CC): B-18075  
CLIENT DEPARTMENT: 2000  
COUNCIL DISTRICT: 1, 2, 3, 5, 6, 7, 8, 9  
PROJECT TYPE: KB

---

**BID DUE DATE:**

**2:00 PM  
FEBRUARY 25, 2020**

**CITY OF SAN DIEGO'S ELECTRONIC BIDDING SITE, PLANETBIDS**

<http://www.sandiego.gov/cip/bidopps/index.shtml>

**A. CHANGES TO CONTRACT DOCUMENTS**

The following changes to the Contract Documents are hereby made effective as though originally issued with the bid package. Bidders are reminded that all previous requirements to this solicitation remain in full force and effect.

**B. BIDDER'S QUESTIONS**

Q1. With President's Day on 2-17-20, the list for the EOCP subcontractors will be affected. With Monday a holiday, the 10 days count pushed the advertise date to 2-10-20 instead of 2-11-20. A new list will be possibly be issued Monday (2-10-20), but could be delayed until Tuesday (2-11) or Wednesday (2-12). Tuesday or Wednesday would mean that the new list was not available by Monday, which is the last day to advertise 10 days before. When EOCP reviews our GFE, it is possible that they could ding us for not using the new list; even though the 10 day rule would make us use the list available, but not necessarily the latest list. How does the City want us to handle this flaw of the system? Do we go with the 2-10-20 list regardless?

A1. Bidders are required to use the most recent list available 10 business days prior to bid opening. Please refer to The Whitebook, Equal Opportunity Contracting Program, Section B SLBE-ELBE Subcontracting Requirements, Subsection 0-8 Good Faith Effort Documentation.

James Nagelvoort, Director  
Public Works Department

Dated: *February 7, 2020*  
San Diego, California

JN/RP/mlw

# City of San Diego

CITY CONTACT: Taylox Cox, Contract Specialist, Email: [TJCox@sandiego.gov](mailto:TJCox@sandiego.gov)  
Phone No. (619) 533-3033

---

## ADDENDUM B



**FOR**

## WATER GROUP 970CI

BID NO.:	<b>K-20-1904-DBB-3</b>
SAP NO. (WBS/IO/CC):	<b>B-18075</b>
CLIENT DEPARTMENT:	<b>2000</b>
COUNCIL DISTRICT:	<b>1, 2, 3, 5, 6, 7, 8, 9</b>
PROJECT TYPE:	<b>KB</b>

---

### **BID DUE DATE:**

**2:00 PM  
FEBRUARY 25, 2020**

**CITY OF SAN DIEGO'S ELECTRONIC BIDDING SITE, PLANETBIDS**

<http://www.sandiego.gov/cip/bidopps/index.shtml>

**A. CHANGES TO CONTRACT DOCUMENTS**

The following changes to the Contract Documents are hereby made effective as though originally issued with the bid package. Bidders are reminded that all previous requirements to this solicitation remain in full force and effect.

**B. BIDDER'S QUESTIONS**

**Q1.** This bid does not differentiate the regular 8" and 12" water pipe from the Class 305 8" and 12" water pipe. And with the many locations with many differences in difficulty, you absolutely have to have where the different classes of pipe are located. Can't really bid this without this information. I know it is only 11 days before the bid, but this is impossible to bid correctly. Has anyone asked about this in the 14 day time frame? What can we do?

**A1.** 8" pipe, class 305: site 5, 6, 7, 9 & 10.

12" pipe, class 305: site 5

All water services will be replaced in the same size and place as the existing service.

James Nagelvoort, Director  
Public Works Department

Dated: *February 19, 2020*  
San Diego, California

JN/RP/mlw



**Bid Results**

**Bidder Details**

**Vendor Name** PK Mechanical Systems  
**Address** 21335 Bundy Canyon Road  
 Wildomar, CA 92595  
 United States  
**Respondee** David Spindler  
**Respondee Title** CEO  
**Phone** 951-453-8946 Ext.  
**Email** dspin@pkmech.net  
**Vendor Type** PQUAL,CADIR  
**License #** 810564  
**CADIR** 1000013416

**Bid Detail**

**Bid Format** Electronic  
**Submitted** February 25, 2020 1:19:19 PM (Pacific)  
**Delivery Method**  
**Bid Responsive**  
**Bid Status** Submitted  
**Confirmation #** 203353  
**Ranking** 0

**Respondee Comment**

**Buyer Comment**

**Attachments**

File Title	File Name	File Type
Pk 970 pending action cert	PK 970 pending action cert.pdf	Contractor's Certification of Pending Actions
PK 970 disclosure	PK 970 business interest disclosure.pdf	Mandatory Disclosure of Business Interests Form
PK 970 debarment cert	PK 970 debarment cert.pdf	Debarment and Suspension Certification
PK 970 Alternate form	PK 970 sub additive-deductive alternate.pdf	Subcontractors Additive/Deductive Alternate
PK 970 bid bond	PK 970 bid bond.pdf	Bid Bond

**Line Items**

Type	Item Code	UOM	Qty	Unit Price	Line Total	Comment
<b>Main Bid</b>						
1	Bonds (Payment and Performance)					
	524126	LS	1	\$50,000.00	\$50,000.00	
2	Mobilization					
	237110	LS	1	\$139,048.00	\$139,048.00	
3	Field Orders (EOC Type II)					
		AL	1	\$350,000.00	\$350,000.00	

**Bid Results**

Type	Item Code	UOM	Qty	Unit Price	Line Total	Comment
4	Asphalt Pavement Repair					
	237310	TON	100	\$320.00	\$32,000.00	
5	Crack Seal					
	237310	LB	1500	\$10.00	\$15,000.00	
6	Rubber Polymer Modified Slurry (RPMS) Type I					
	237310	SF	364396	\$0.40	\$145,758.40	
7	Rubber Polymer Modified Slurry (RPMS) Type II					
	237310	SF	368756	\$0.40	\$147,502.40	
8	Rubber Polymer Modified Slurry (RPMS) Type III					
	237310	SF	4360	\$5.50	\$23,980.00	
9	Pavement Restoration Adjacent to Trench					
	237310	SF	15400	\$12.00	\$184,800.00	
10	Residential Concrete Driveway					
	237310	SF	200	\$20.00	\$4,000.00	
11	Historical and Contractor Date Stamps and Impressions					
	237310	EA	3	\$200.00	\$600.00	
12	Additional Curb and Gutter Removal and Replacement					
	237310	LF	500	\$50.00	\$25,000.00	
13	Additional Sidewalk Removal and Replacement					
	237310	SF	1800	\$10.00	\$18,000.00	
14	Curb and Gutter (6 Inch Curb, Type G)					
	237310	LF	100	\$50.00	\$5,000.00	
15	Cross Gutter					
	237310	SF	2000	\$20.00	\$40,000.00	
16	Alley Apron					
	237310	SF	100	\$20.00	\$2,000.00	
17	Curb Ramp (Type A) with Detectable Warning Tiles					
	237310	EA	29	\$3,750.00	\$108,750.00	
18	Curb Ramp (Type B) with Detectable Warning Tiles					
	237310	EA	13	\$3,750.00	\$48,750.00	
19	Curb Ramp (Type C1) with Detectable Warning Tiles					
	237310	EA	26	\$3,750.00	\$97,500.00	

**Bid Results**

Type	Item Code	UOM	Qty	Unit Price	Line Total	Comment
20	Curb Ramp (Type C2) with Detectable Warning Tiles					
	237310	EA	4	\$3,750.00	\$15,000.00	
21	Curb Ramp (Type D) with Stainless Steel Detectable Warning Tiles					
	237310	EA	2	\$3,750.00	\$7,500.00	
22	Curb Ramp (Case A) with Detectable Warning Tiles					
	237310	EA	3	\$3,750.00	\$11,250.00	
23	Curb Ramp (Case B) with Detectable Warning Tiles					
	237310	EA	5	\$3,750.00	\$18,750.00	
24	Handling and Disposal of Non-friable Asbestos Material					
	237110	LF	4600	\$10.00	\$46,000.00	
25	Stamped Concrete Pavement					
	237310	SF	250	\$30.00	\$7,500.00	
26	Colored Concrete					
	237310	CY	10	\$550.00	\$5,500.00	
27	Removal or Abandonment of Existing Water Facilities					
	237110	EA	1	\$10,000.00	\$10,000.00	
28	Water Main (8 Inch)					
	237110	LF	3045	\$120.00	\$365,400.00	
29	Water Main (8 Inch, Class 305)					
	237110	LF	3000	\$120.00	\$360,000.00	
30	Water Main (12 Inch)					
	237110	LF	2030	\$125.00	\$253,750.00	
31	Water Main (12 Inch, Class 305)					
	237110	LF	1500	\$135.00	\$202,500.00	
32	Gate Valve (8 Inch)					
	237110	EA	19	\$2,500.00	\$47,500.00	
33	Gate Valve (12 Inch)					
	237110	EA	15	\$3,000.00	\$45,000.00	
34	Fire Hydrant Assembly and Marker (6 Inch) 2 Ports					
	237110	EA	12	\$7,000.00	\$84,000.00	
35	Fire Hydrant Assembly and Marker (6 Inch) 3 Ports					
	237110	EA	5	\$8,000.00	\$40,000.00	

**Bid Results**

Type	Item Code	UOM	Qty	Unit Price	Line Total	Comment
36	Fire Service Connection (4 Inch)					
	237110	EA	1	\$5,000.00	\$5,000.00	
37	Water Service (1 Inch)					
	237110	EA	284	\$2,500.00	\$710,000.00	
38	Water Service (2 Inch)					
	237110	EA	30	\$4,000.00	\$120,000.00	
39	Blow-Off Valve Assembly (2 Inch)					
	237110	EA	4	\$4,000.00	\$16,000.00	
40	Temporary Resurfacing					
	237310	TON	170	\$115.00	\$19,550.00	
41	Painted Traffic Stripes and Painted Curb Markings					
	237310	LF	7560	\$2.00	\$15,120.00	
42	Video Recording of Existing Conditions					
	238990	LS	1	\$5,000.00	\$5,000.00	
43	Additional Pavement Removal and Disposal					
	237310	CY	200	\$100.00	\$20,000.00	
44	Adjust Existing Survey Monument to Grade					
	237310	EA	2	\$2,000.00	\$4,000.00	
45	Traffic Control and Working Drawings					
	541330	LS	1	\$25,000.00	\$25,000.00	
46	Traffic Control and Engineered Traffic Control Plans					
	541330	LS	1	\$10,000.00	\$10,000.00	
47	Flashing Arrow Boards					
	237310	LS	1	\$500.00	\$500.00	
48	Pedestrian Barricade					
	237310	EA	3	\$800.00	\$2,400.00	
49	Remove and Reinstall Existing Light Pole					
	238210	EA	1	\$7,500.00	\$7,500.00	
50	Pavement Restoration for Final Connection					
	237110	SF	67650	\$10.00	\$676,500.00	
51	WPCP Development					
	541330	LS	1	\$1,000.00	\$1,000.00	

**Bid Results**

Type	Item Code	UOM	Qty	Unit Price	Line Total	Comment
52	WPCP Implementation					
	237110	LS	1	\$30,000.00	\$30,000.00	
					<b>Subtotal</b>	<b>\$4,624,908.80</b>
<b>Additive Alternate A</b>						
53	Furnished Materials for Contractor High-line Work					
	237110	LF	22550	\$3.00	\$67,650.00	
54	High-lining Installation by the Contractor					
	237110	LF	22550	\$6.00	\$135,300.00	
55	High-lining Removed by the Contractor					
	237110	LF	22550	\$2.00	\$45,100.00	
56	Connections to The Existing System by Contractor (8 Inch through 12 Inch)					
	237110	EA	39	\$5,000.00	\$195,000.00	
57	Asphalt Concrete Overlay					
	237310	TON	1058	\$130.00	\$137,540.00	
58	Concrete Pavement (7 Inch Thick)					
	238910	CY	500	\$400.00	\$200,000.00	
59	Cold Mill AC Pavement (>1-1/2 Inch-3 Inch)					
	237310	SF	90716	\$0.70	\$63,501.20	
60	Cut and Plug by Contractor					
	237110	EA	39	\$4,000.00	\$156,000.00	
					<b>Subtotal</b>	<b>\$1,000,091.20</b>
					<b>Total</b>	<b>\$5,625,000.00</b>

**Subcontractors**

Name & Address	Description	License Num	CADIR	Amount	Type
<b>Jerusalem Construction, Inc. DBA Miramar General Engineering</b> 1827 Cleveland Ave National City, CA 91950 United States	Line items 10-26, and # 58 ELBE # 14JC1320	1009541	1000033057	\$542,150.00	ELBE,CADIR,PQUAL
<b>Southwest Signal Services</b> 397 Raleigh Ave El Cajon, CA 92020 United States	Line item 49	451115	1000004265	\$6,450.00	
<b>PAYNECO SPECIALTIES INC</b> 120 N Second Avenue Chula Vista, CA 91910 United States	line items 41 and 48 SLBE # 11PS0238	298637	1000003515	\$15,330.00	DBE, WBE
<b>All American Asphalt South</b> 14436 SANTA ANA AVE FONTANA, CA 92337 United States	line items 5, 6, 7 and 8	784969	1000000645	\$296,061.00	
<b>Frank and Son Paving Inc</b> 1019 3rd ave chula vista, CA 91911 United States	line items 4, 57 and 59. Portions of line items 28, 29, 30, 31, 37 and 50 SLBE # FS1075	612545	1000009502	\$1,103,204.00	

Line Totals (Unit Price * Quantity)								
Item Num	Section	Item Code	Description	Reference	Unit of Measure	Quantity	PK Mechanical Systems - Unit Price	PK Mechanical Systems - Line Total
1	Main Bid	524126	Bonds (Payment and Performance)	1-7.2.1	LS	1	\$50,000.00	\$50,000.00
2	Main Bid	237110	Mobilization	7-3.4.1	LS	1	\$139,048.00	\$139,048.00
3	Main Bid		Field Orders (EOC Type II)	7-3.9	AL	1	\$350,000.00	\$350,000.00
4	Main Bid	237310	Asphalt Pavement Repair	301-1.7	TON	100	\$320.00	\$32,000.00
5	Main Bid	237310	Crack Seal	302-15.5	LB	1500	\$10.00	\$15,000.00
6	Main Bid	237310	Rubber Polymer Modified Slurry (RPMS) Type I	302-4.12.4	SF	364396	\$0.40	\$145,758.40
7	Main Bid	237310	Rubber Polymer Modified Slurry (RPMS) Type II	302-4.12.4	SF	368756	\$0.40	\$147,502.40
8	Main Bid	237310	Rubber Polymer Modified Slurry (RPMS) Type III	302-4.12.4	SF	4360	\$5.50	\$23,980.00
9	Main Bid	237310	Pavement Restoration Adjacent to Trench	302-5.2.1	SF	15400	\$12.00	\$184,800.00
10	Main Bid	237310	Residential Concrete Driveway	303-5.9	SF	200	\$20.00	\$4,000.00

11	Main Bid	237310	Historical and Contractor Date Stamps and Impressions	303-5.9	EA	3	\$200.00	\$600.00
12	Main Bid	237310	Additional Curb and Gutter Removal and Replacement	303-5.9	LF	500	\$50.00	\$25,000.00
13	Main Bid	237310	Additional Sidewalk Removal and Replacement	303-5.9	SF	1800	\$10.00	\$18,000.00
14	Main Bid	237310	Curb and Gutter (6 Inch Curb, Type G)	303-5.9	LF	100	\$50.00	\$5,000.00
15	Main Bid	237310	Cross Gutter	303-5.9	SF	2000	\$20.00	\$40,000.00
16	Main Bid	237310	Alley Apron	303-5.9	SF	100	\$20.00	\$2,000.00
17	Main Bid	237310	Curb Ramp (Type A) with Detectable Warning Tiles	303-5.10.2	EA	29	\$3,750.00	\$108,750.00
18	Main Bid	237310	Curb Ramp (Type B) with Detectable Warning Tiles	303-5.10.2	EA	13	\$3,750.00	\$48,750.00
19	Main Bid	237310	Curb Ramp (Type C1) with Detectable Warning Tiles	303-5.10.2	EA	26	\$3,750.00	\$97,500.00
20	Main Bid	237310	Curb Ramp (Type C2) with Detectable Warning Tiles	303-5.10.2	EA	4	\$3,750.00	\$15,000.00

21	Main Bid	237310	Curb Ramp (Type D) with Stainless Steel Detectable Warning Tiles	<b>303-5.10.2</b>	EA	2	\$3,750.00	\$7,500.00
22	Main Bid	237310	Curb Ramp (Case A) with Detectable Warning Tiles	<b>303-5.10.2</b>	EA	3	\$3,750.00	\$11,250.00
23	Main Bid	237310	Curb Ramp (Case B) with Detectable Warning Tiles	<b>303-5.10.2</b>	EA	5	\$3,750.00	\$18,750.00
24	Main Bid	237110	Handling and Disposal of Non-friable Asbestos Material	<b>306-3.3.5.5</b>	LF	4600	\$10.00	\$46,000.00
25	Main Bid	237310	Stamped Concrete Pavement	<b>303-6.1.2</b>	SF	250	\$30.00	\$7,500.00
26	Main Bid	237310	Colored Concrete	<b>303-6.1.2</b>	CY	10	\$550.00	\$5,500.00
27	Main Bid	237110	Removal or Abandonment of Existing Water Facilities	<b>306-3.3.4</b>	EA	1	\$10,000.00	\$10,000.00
28	Main Bid	237110	Water Main (8 Inch)	<b>306-15.1</b>	LF	3045	\$120.00	\$365,400.00
29	Main Bid	237110	Water Main (8 Inch, Class 305)	<b>306-15.1</b>	LF	3000	\$120.00	\$360,000.00
30	Main Bid	237110	Water Main (12 Inch)	<b>306-15.1</b>	LF	2030	\$125.00	\$253,750.00
31	Main Bid	237110	Water Main (12 Inch, Class 305)	<b>306-15.1</b>	LF	1500	\$135.00	\$202,500.00



32	Main Bid	237110	Gate Valve (8 Inch)	306-15.5	EA	19	\$2,500.00	\$47,500.00
33	Main Bid	237110	Gate Valve (12 Inch)	306-15.5	EA	15	\$3,000.00	\$45,000.00
34	Main Bid	237110	Fire Hydrant Assembly and Marker (6 Inch) 2 Ports	306-15.6	EA	12	\$7,000.00	\$84,000.00
35	Main Bid	237110	Fire Hydrant Assembly and Marker (6 Inch) 3 Ports	306-15.6	EA	5	\$8,000.00	\$40,000.00
36	Main Bid	237110	Fire Service Connection (4 Inch)	306-15.6	EA	1	\$5,000.00	\$5,000.00
37	Main Bid	237110	Water Service (1 Inch)	306-15.8	EA	284	\$2,500.00	\$710,000.00
38	Main Bid	237110	Water Service (2 Inch)	306-15.8	EA	30	\$4,000.00	\$120,000.00
39	Main Bid	237110	Blow-Off Valve Assembly (2 Inch)	306-15.8	EA	4	\$4,000.00	\$16,000.00
40	Main Bid	237310	Temporary Resurfacing	306-15.9	TON	170	\$115.00	\$19,550.00
41	Main Bid	237310	Painted Traffic Stripes and Painted Curb Markings	314-4.3.7	LF	7560	\$2.00	\$15,120.00
42	Main Bid	238990	Video Recording of Existing Conditions	400-1.1.1	LS	1	\$5,000.00	\$5,000.00

43	Main Bid	237310	Additional Pavement Removal and Disposal	401-7	CY	200	\$100.00	\$20,000.00
44	Main Bid	237310	Adjust Existing Survey Monument to Grade	403-5	EA	2	\$2,000.00	\$4,000.00
45	Main Bid	541330	Traffic Control and Working Drawings	601-7	LS	1	\$25,000.00	\$25,000.00
46	Main Bid	541330	Traffic Control and Engineered Traffic Control Plans	601-7	LS	1	\$10,000.00	\$10,000.00
47	Main Bid	237310	Flashing Arrow Boards	601-7	LS	1	\$500.00	\$500.00
48	Main Bid	237310	Pedestrian Barricade	701-2	EA	3	\$800.00	\$2,400.00
49	Main Bid	238210	Remove and Reinstall Existing Light Pole	701-2	EA	1	\$7,500.00	\$7,500.00
50	Main Bid	237110	Pavement Restoration for Final Connection	901-2.5	SF	67650	\$10.00	\$676,500.00
51	Main Bid	541330	WPCP Development	1001-4.2	LS	1	\$1,000.00	\$1,000.00
52	Main Bid	237110	WPCP Implementation	1001-4.2	LS	1	\$30,000.00	\$30,000.00
							<b>Subtotal</b>	<b>\$4,624,908.80</b>

53	Additive Alternate A	237110	Furnished Materials for Contractor High-line Work	900-1.9	LF	22550	\$3.00	\$67,650.00
54	Additive Alternate A	237110	High-lining Installation by the Contractor	901-1.3	LF	22550	\$6.00	\$135,300.00
55	Additive Alternate A	237110	High-lining Removed by the Contractor	901-1.3	LF	22550	\$2.00	\$45,100.00
56	Additive Alternate A	237110	Connections to The Existing System by Contractor (8 Inch through 12 Inch)	901-2.5	EA	39	\$5,000.00	\$195,000.00
57	Additive Alternate A	237310	Asphalt Concrete Overlay	302-5.9	TON	1058	\$130.00	\$137,540.00
58	Additive Alternate A	238910	Concrete Pavement (7 Inch Thick)	302-6.8	CY	500	\$400.00	\$200,000.00
59	Additive Alternate A	237310	Cold Mill AC Pavement (>1-1/2 Inch-3 Inch)	404-12	SF	90716	\$0.70	\$63,501.20
60	Additive Alternate A	237110	Cut and Plug by Contractor	901-2.5	EA	39	\$4,000.00	\$156,000.00
							<b>Subtotal</b>	<b>\$1,000,091.20</b>
							<b>Total</b>	<b>\$5,625,000.00</b>