

City of San Diego



CONTRACTOR'S NAME: Burtech Pipeline Incorporated
ADDRESS: 102 Second Street Encinitas, CA 92024
TELEPHONE NO.: 760-634-2822 FAX NO.: 760-634-2415

CITY CONTACT: Juan E. Espindola, Contract Specialist, Email: JEEspindola@sandiego.gov
Phone No. (619) 533-4491, Fax No. (619) 533-3633
B. Shakiba / A. Jaro / egz

BIDDING DOCUMENTS



ORIGINAL

FOR

AC WATER & SEWER GROUP 1025

BID NO.: K-17-1537-DBB-3
SAP NO. (WBS/IO/CC): B-15083, B-15082
CLIENT DEPARTMENT: 2000
COUNCIL DISTRICT: 3
PROJECT TYPE: KB, JA

THIS CONTRACT WILL BE SUBJECT TO THE FOLLOWING:

- PHASED-FUNDING
- THE CITY'S SUBCONTRACTING PARTICIPATION REQUIREMENTS FOR SLBE PROGRAM.
- PREVAILING WAGE RATES: STATE FEDERAL
- APPRENTICESHIP

BID DUE DATE:

2:00 PM

APRIL 4, 2017

CITY OF SAN DIEGO

PUBLIC WORKS CONTRACTS

1010 SECOND AVENUE, 14th FLOOR, MS 614C

SAN DIEGO, CA 92101


ENGINEER OF WORK

The engineering Specifications and Special Provisions contained herein have been prepared by or under the direction of the following Registered Engineer:

Andrea Demich
For City Engineer

3/6/2017
Date

Seal



NOTICE INVITING BIDS

1. **SUMMARY OF WORK:** This is the City of San Diego's (City) solicitation process to acquire Construction services for **AC Water & Sewer Group 1025**. For additional information refer to Attachment A.
2. **FULL AND OPEN COMPETITION:** This contract is open to full competition and may be bid on by Contractors who are on the City's current Prequalified Contractors' List. For information regarding the Contractors Prequalified list visit the City's web site: <http://www.sandiego.gov>.
3. **ESTIMATED CONSTRUCTION COST:** The City's estimated construction cost for this project is **\$7,330,000**.
4. **BID DUE DATE AND TIME ARE: APRIL 4, 2017 at 2:00 PM.**
5. **PREVAILING WAGE RATES APPLY TO THIS CONTRACT:** Refer to Attachment D.
6. **LICENSE REQUIREMENT:** The City has determined that the following licensing classifications are required for this contract: **A or C34**
7. **SUBCONTRACTING PARTICIPATION PERCENTAGES:** Subcontracting participation percentages apply to this contract.
 - 7.1. The City has incorporated **mandatory** SLBE-ELBE subcontractor participation percentages to enhance competition and maximize subcontracting opportunities. For the purpose of achieving the mandatory subcontractor participation percentages, a recommended breakdown of the SLBE and ELBE subcontractor participation percentages based upon certified SLBE and ELBE firms has also been provided to achieve the mandatory subcontractor participation percentages:

1. SLBE participation	7.8%
2. ELBE participation	14.5%
3. Total mandatory participation	22.3%
 - 7.2. The Bid may be declared non-responsive if the Bidder fails to meet the following requirements:
 - 7.2.1. Include SLBE-ELBE certified subcontractors at the overall mandatory participation percentage identified in this document; **OR**
 - 7.2.2. Submit Good Faith Effort documentation, saved in searchable Portable Document Format (PDF) and stored on Compact Disc (CD) or Digital Video Disc (DVD), demonstrating the Bidder made a good faith effort to outreach to and include SLBE-ELBE Subcontractors required in this document within 3 Working Days of the Bid opening if the overall mandatory participation percentage is not met.

8. PRE-BID MEETING:

- 8.1.** Prospective Bidders are **encouraged** to attend the Pre-Bid Meeting. The purpose of the meeting is to discuss the scope of the Project, submittal requirements, the pre-qualification process and any Equal Opportunity Contracting Program requirements and reporting procedures. To request a sign language or oral interpreter for this visit, call the Public Works Contracts Division at (619) 533-3450 at least 5 Working Days prior to the meeting to ensure availability. The Pre-Bid meeting is scheduled as follows:

Date: MARCH 14, 2017
Time: 10:00 AM
Location: 1010 Second Avenue, 14th Floor (Large Conference Room)
San Diego, CA 92101

Attendance at the Pre-Bid Meeting will be evidenced by the Bidder's representative's signature on the attendance roster. It is the responsibility of the Bidder's representative to complete and sign the attendance roster.

9. AWARD PROCESS:

- 9.1.** The Award of this contract is contingent upon the Contractor's compliance with all conditions of Award as stated within these documents and within the Notice of Intent to Award.
- 9.2.** Upon acceptance of a Bid, the City will prepare contract documents for execution within approximately 21 days of the date of the Bid opening. The City will then award the Contract within approximately 14 days of receipt of properly signed Contract, bonds, and insurance documents.
- 9.3.** This contract will be deemed executed and effective only upon the signing of the Contract by the Mayor or his designee and approval as to form by the City Attorney's Office.
- 9.4.** The low Bid will be determined by Base Bid plus all Alternates.
- 9.5.** Once the low bid has been determined, the City may, at its sole discretion, award the contract for the Base bid alone; or for the Base bid plus one or more alternates.

10. SUBMISSION OF QUESTIONS:

- 10.1.** The Director (or Designee) of Public Works Department is the officer responsible for opening, examining, and evaluating the competitive Bids submitted to the City for the acquisition, construction and completion of any public improvement except when otherwise set forth in these documents. Any questions related to this solicitation shall be submitted to:

Public Works Contracts
1010 Second Avenue, 14th Floor
San Diego, California, 92101
Attention: Juan Espindola

OR:

JEEspindola@sandiego.gov

- 10.2. Questions received less than 14 days prior to the date for opening of Bids may not be considered.
 - 10.3. Questions or clarifications deemed by the City to be material shall be answered via issuance of an addendum and posted to the City's online bidding service.
 - 10.4. Only questions answered by formal written addenda shall be binding. Oral and other interpretations or clarifications shall be without legal effect. It is the Bidder's responsibility to be informed of any addenda that have been issued and to include all such information in its Bid.
11. **PHASED FUNDING:** For Phased Funding Conditions, see Attachment B.
 12. **ADDITIVE/DEDUCTIVE ALTERNATES:**
 - 12.1. The additive/deductive alternates have been established to allow the City to compare the cost of specific portions of the Work with the Project's budget and enable the City to make a decision whether to incorporate these portions prior to award. The award will be established as described in the Bid. The City reserves the right to award the Contract for the Base Bid only or for the Base Bid plus one or more Alternates.
 - 12.2. For water pipeline projects, the Plans typically show all cut and plug and connection work to be performed by City Forces. However, Bidders shall refer to Bidding Documents to see if all or part of this work will be performed by the Contractor.

INSTRUCTIONS TO BIDDERS

1. PREQUALIFICATION OF CONTRACTORS:

- 1.1. Contractors submitting a Bid must be pre-qualified for the total amount proposed, including all alternate items, prior to the date of submittal. Bids from contractors who have not been pre-qualified as applicable and Bids that exceed the maximum dollar amount at which contractors are pre-qualified may be deemed **non-responsive** and ineligible for award. Complete information and links to the on-line prequalification application are available at:

<http://www.sandiego.gov/cip/bidopps/prequalification.shtml>

- 1.2. The completed application must be submitted online no later than 2 weeks prior to the bid opening. For additional information or the answer to questions about the prequalification program, contact David Stucky at 619-533-3474 or dstucky@sandiego.gov.

- 1.3. Due to the City's fiduciary requirement to safeguard vendor data, City staff will not be able to provide information regarding contractors' prequalification status over the telephone. Contractors may access real-time information about their prequalification status via their vendor profile on [PlanetBids™](#).

2. ELECTRONIC FORMAT RECEIPT AND OPENING OF BIDS: Bids will be received in electronic format (eBids) EXCLUSIVELY at the City of San Diego's electronic bidding (eBidding) site, at: <http://www.sandiego.gov/cip/bidopps/index.shtml> and are due by the date, and time shown on the cover of this solicitation.

- 2.1. **BIDDERS MUST BE PRE-REGISTERED** with the City's bidding system and possess a system-assigned Digital ID in order to submit an electronic bid.

- 2.2. The City's bidding system will automatically track information submitted to the site including IP addresses, browsers being used and the URLs from which information was submitted. In addition, the City's bidding system will keep a history of every login instance including the time of login, and other information about the user's computer configuration such as the operating system, browser type, version, and more. Because of these security features, Contractors who disable their browsers' cookies will not be able to log in and use the City's bidding system.

- 2.3. The City's electronic bidding system is responsible for bid tabulations. Upon the bidder's or proposer's entry of their bid, the system will ensure that all required fields are entered. **The system will not accept a bid for which any required information is missing.** This includes all necessary pricing, subcontractor listing(s) and any other essential documentation and supporting materials and forms requested or contained in these solicitation documents.

- 2.4. BIDS REMAIN SEALED UNTIL BID DEADLINE.** eBids are transmitted into the City's bidding system via hypertext transfer protocol secure (https) mechanism using SSL 128-256 bit security certificates issued from Verisign/Thawte which encrypts data being transferred from client to server. Bids submitted prior to the "Bid Due Date and Time" are not available for review by anyone other than the submitter which has until the "Bid Due Date and Time" to change, rescind or retrieve its proposal should it desire to do so.
- 2.5. BIDS MUST BE SUBMITTED BY BID DUE DATE AND TIME.** Once the bid deadline is reached, no further submissions are accepted into the system. Once the Bid Due Date and Time has lapsed, bidders, proposers, the general public, and City staff are able to immediately see the results on line. City staff may then begin reviewing the submissions for responsiveness, EOCB compliance and other issues. The City may require any Bidder to furnish statement of experience, financial responsibility, technical ability, equipment, and references.
- 2.6. RECAPITULATION OF THE WORK.** Bids shall not contain any recapitulation of the Work. Conditional Bids may be rejected as being non-responsive. Alternative proposals will not be considered unless called for.
- 2.7. BIDS MAY BE WITHDRAWN** by the Bidder only up to the bid due date and time.
- 2.7.1. Important Note:** Submission of the electronic bid into the system may not be instantaneous. Due to the speed and capabilities of the user's internet service provider (ISP), bandwidth, computer hardware and other variables, it may take time for the bidder's submission to upload and be received by the City's eBidding system. It is the bidder's sole responsibility to ensure their bids are received on time by the City's eBidding system. The City of San Diego is not responsible for bids that do not arrive by the required date and time.
- 2.8. ACCESSIBILITY AND AMERICANS WITH DISABILITIES ACT (ADA) COMPLIANCE:** To request a copy of this solicitation in an alternative format, contact the Public Works Contract Specialist listed on the cover of this solicitation at least five (5) working days prior to the Bid/Proposal due date to ensure availability.

3. ELECTRONIC BID SUBMISSIONS CARRY FULL FORCE AND EFFECT

- 3.1.** The bidder, by submitting its electronic bid, acknowledges that doing so carries the same force and full legal effect as a paper submission with a longhand (wet) signature.
- 3.2.** By submitting an electronic bid, the bidder certifies that the bidder has thoroughly examined and understands the entire Contract Documents (which consist of the plans and specifications, drawings, forms, affidavits and the solicitation documents), and that by submitting the eBid as its bid proposal, the bidder acknowledges, agrees to and is bound by the entire Contract Documents, including any addenda issued thereto, and incorporated by reference in the Contract Documents.
- 3.3.** The Bidder, by submitting its electronic bid, agrees to and certifies under penalty of perjury under the laws of the State of California, that the certification, forms and affidavits submitted as part of this bid are true and correct.
- 3.4.** The Bidder agrees to the construction of the project as described in Attachment "A-Scope of Work" for the City of San Diego, in accordance with the requirements set forth herein for the electronically submitted prices. The Bidder guarantees the Contract Price for a period of 120 days (90 days for federally funded contracts and contracts valued at \$500,000 or less) from the date of Bid opening. The duration of the Contract Price guarantee shall be extended by the number of days required for the City to obtain all items necessary to fulfill all conditions precedent.

- 4. BIDS ARE PUBLIC RECORDS:** Upon receipt by the City, Bids shall become public records subject to public disclosure. It is the responsibility of the respondent to clearly identify any confidential, proprietary, trade secret or otherwise legally privileged information contained within the Bid. General references to sections of the California Public Records Act (PRA) will not suffice. If the Contractor does not provide applicable case law that clearly establishes that the requested information is exempt from the disclosure requirements of the PRA, the City shall be free to release the information when required in accordance with the PRA, pursuant to any other applicable law, or by order of any court or government agency, and the Contractor will hold the City harmless for release of this information.

5. CONTRACTOR REGISTRATION AND ELECTRONIC REPORTING SYSTEM:

- 5.1.** **Prior** to the Award of the Contract or Task Order, you and your Subcontractors and Suppliers must register with the City's web-based vendor registration and bid management system. For additional information go to:

<http://www.sandiego.gov/purchasing/bids-contracts/vendorreg.shtml>.

- 5.2.** The City may not award the contract until registration of all subcontractors and suppliers is complete. In the event this requirement is not met within the time frame specified in the Notice of Intent to Award letter, the City reserves the right to rescind the Notice of Award / Intent to Award and to make the award to the next responsive and responsible bidder / proposer.
- 6. JOINT VENTURE CONTRACTORS:** Provide a copy of the Joint Venture agreement and the Joint Venture license to the City within 10 Working Days after receiving the Contract forms. See 7-6, "The Contractors Representative" in The GREENBOOK and 7-6.1 in The WHITEBOOK.
- 7. PREVAILING WAGE RATES WILL APPLY:** Refer to Attachment D.
- 8. SUBCONTRACTING PARTICIPATION PERCENTAGES:** Subcontracting participation percentages apply to this contract. Refer to Attachment E.
- 9. INSURANCE REQUIREMENTS:**
- 9.1.** All certificates of insurance and endorsements required by the contract are to be provided upon issuance of the City's Notice of Intent to Award letter.
- 9.2.** Refer to sections 7-3, "LIABILITY INSURANCE", and 7-4, "WORKERS' COMPENSATION INSURANCE" of the Supplementary Special Provisions (SSP) for the insurance requirements which must be met.
- 10. REFERENCE STANDARDS:** Except as otherwise noted or specified, the Work shall be completed in accordance with the following standards:

Title	Edition	Document Number
Standard Specifications for Public Works Construction ("The GREENBOOK") http://www.greenbookspecs.org/	2015	PWPI070116-01
City of San Diego Standard Specifications for Public Works Construction ("The WHITEBOOK")* https://www.sandiego.gov/publicworks/edocref/greenbook	2015	PWPI070116-02
City of San Diego Standard Drawings* https://www.sandiego.gov/publicworks/edocref/standarddraw	2016	PWPI070116-03
Citywide Computer Aided Design and Drafting (CADD) Standards https://www.sandiego.gov/publicworks/edocref/drawings	2016	PWPI092816-04
California Department of Transportation (CALTRANS) Standard Specifications - http://www.dot.ca.gov/des/oe/construction-contract-standards.html	2015	PWPI092816-05

Title	Edition	Document Number
CALTRANS Standard Plans http://www.dot.ca.gov/des/oe/construction-contract-standards.html	2015	PWPI092816-06
California Manual on Uniform Traffic Control Devices Revision 1 (CA MUTCD Rev 1) - http://www.dot.ca.gov/trafficops/camutcd/	2014	PWPI092816-07
NOTE: *Available online under Engineering Documents and References at: http://www.sandiego.gov/publicworks/edocref/index.shtml		

- 11. CITY'S RESPONSES AND ADDENDA:** The City, at its discretion, may respond to any or all questions submitted in writing via the City's eBidding web site in the **form of an addendum**. No other responses to questions, oral or written shall be of any force or effect with respect to this solicitation. The changes to the Contract Documents through addenda are made effective as though originally issued with the Bid. The Bidders shall acknowledge the receipt of Addenda at the time of bid submission.
- 12. CITY'S RIGHTS RESERVED:** The City reserves the right to cancel the Notice Inviting Bids at any time, and further reserves the right to reject submitted Bids, without giving any reason for such action, at its sole discretion and without liability. Costs incurred by the Bidder(s) as a result of preparing Bids under the Notice Inviting Bids shall be the sole responsibility of each bidder. The Notice Inviting Bids creates or imposes no obligation upon the City to enter a contract.
- 13. CONTRACT PRICING:** This solicitation is for a Lump Sum contract with Unit Price provisions as set forth herein. The Bidder agrees to perform construction services for the City of San Diego in accordance with these contract documents for the prices listed below. The Bidder further agrees to guarantee the Contract Price for a period of 120 days from the date of Bid opening. The duration of the Contract Price guarantee may be extended, by mutual consent of the parties, by the number of days required for the City to obtain all items necessary to fulfill all contractual conditions.
- 14. SUBCONTRACTOR INFORMATION:**
- 14.1. LISTING OF SUBCONTRACTORS.** In accordance with the requirements provided in the "Subletting and Subcontracting Fair Practices Act" of the California Public Contract Code, the Bidder shall provide the **NAME** and **ADDRESS** of each Subcontractor who will perform work, labor, render services or who specially fabricates and installs a portion [type] of the work or improvement, in an amount in excess of 0.5% of the Contractor's total Bid. The Bidder shall also state within the description, whether the subcontractor is a **CONSTRUCTOR, CONSULTANT** or **SUPPLIER**. The Bidder shall further state within the description, the **PORTION** of the work which will be performed by each subcontractor under this Contract. The Contractor shall list only one Subcontractor for each portion of the Work. The

DOLLAR VALUE of the total Bid to be performed shall be stated for all subcontractors listed. Failure to comply with this requirement may result in the Bid being rejected as **non-responsive** and ineligible for award. The Bidder's attention is directed to the Special Provisions - General; Paragraph 2-3, "Subcontracts", which stipulates the percent of the Work to be performed with the Bidders' own forces. The Bidder shall list all SLBE, ELBE, DBE, DVBE, MBE, WBE, OBE, SDB, WoSB, HUBZone, and SDVOSB Subcontractors for which Bidders are seeking recognition towards achieving any mandatory, voluntary (or both) subcontracting participation goals.

14.2. LISTING OF SUPPLIERS. Any Bidder seeking the recognition of Suppliers of equipment, materials, or supplies obtained from third party Suppliers towards achieving any mandatory or voluntary (or both) subcontracting participation goals shall provide, at a minimum, the **NAME, LOCATION (CITY)** and the **DOLLAR VALUE** of each supplier. The Bidder will be credited up to 60% of the amount to be paid to the Suppliers for materials and supplies unless vendor manufactures or substantially alters materials and supplies, in which case, 100% will be credited. The Bidder is to indicate within the description whether the listed firm is a supplier or manufacturer. If no indication is provided, the listed firm will be credited at 60% of the listed dollar value for purposes of calculating the Subcontractor Participation Percentage.

14.3. LISTING OF SUBCONTRACTORS OR SUPPLIERS FOR ALTERNATES. For subcontractors or suppliers to be used on additive or deductive alternate items, in addition to the above requirements, bidder shall further note "ALTERNATE" and alternate item number within the description.

15. SUBMITTAL OF "OR EQUAL" ITEMS: See Section 4-1.6, "Trade Names or Equals" in The WHITEBOOK and as amended in the SSP.

16. AWARD:

16.1. The Award of this contract is contingent upon the Contractor's compliance with all conditions precedent to Award.

16.2. Upon acceptance of a Bid, the City will prepare contract documents for execution within approximately 21 days of the date of the Bid opening and award the Contract approximately within 7 days of receipt of properly executed Contract, bonds, and insurance documents.

16.3. This contract will be deemed executed and effective only upon the signing of the Contract by the Mayor or his designee and approval as to form the City Attorney's Office.

17. **SUBCONTRACT LIMITATIONS:** The Bidder's attention is directed to Standard Specifications for Public Works Construction, Section 2-3, "SUBCONTRACTS" in The GREENBOOK and as amended in the SSP which requires the Contractor to self-perform not less than the specified amount. Failure to comply with this requirement shall render the bid **non-responsive** and ineligible for award.
18. **AVAILABILITY OF PLANS AND SPECIFICATIONS:** Contract Documents may be obtained by visiting the City's website: <http://www.sandiego.gov/cip/>. Plans and Specifications for this contract are also available for review in the office of the City Clerk or Public Works Contracts.
19. **ONLY ONE BID PER CONTRACTOR SHALL BE ACCEPTED:** No person, firm, or corporation shall be allowed to make, file, or be interested in more than one (1) Bid for the same work unless alternate Bids are called for. A person, firm or corporation who has submitted a sub-proposal to a Bidder, or who has quoted prices on materials to a Bidder, is not hereby disqualified from submitting a sub-proposal or quoting prices to other Bidders or from submitting a Bid in its own behalf. Any Bidder who submits more than one bid will result in the rejection of all bids submitted.
20. **SAN DIEGO BUSINESS TAX CERTIFICATE:** The Contractor and Subcontractors, not already having a City of San Diego Business Tax Certificate for the work contemplated shall secure the appropriate certificate from the City Treasurer, Civic Center Plaza, First floor and submit to the Contract Specialist upon request or as specified in the Contract Documents. Tax Identification numbers for both the Bidder and the listed Subcontractors must be submitted on the City provided forms within these documents.
21. **BIDDER'S GUARANTEE OF GOOD FAITH (BID SECURITY) FOR DESIGN-BID-BUILD CONTRACTS:**
 - 21.1. For bids \$250,000 and above, bidders shall submit Bid Security at bid time. Bid Security shall be in one of the following forms: a cashier's check, or a properly certified check upon some responsible bank; or an approved corporate surety bond payable to the City of San Diego for an amount of not less than 10% of the total bid amount.
 - 21.2. This check or bond, and the monies represented thereby, will be held by the City as a guarantee that the Bidder, if awarded the contract, will in good faith enter into the contract and furnish the required final performance and payment bonds.
 - 21.3. The Bidder agrees that in the event of the Bidder's failure to execute this contract and provide the required final bonds, the money represented by the cashier's or certified check will remain the property of the City; and the Surety agrees that it will pay to the City the damages, not exceeding the sum of 10% of the amount of the Bid, that the City may suffer as a result of such failure.

- 21.4. At the time of bid submission, bidders must upload and submit an electronic PDF copy of the aforementioned bid security. Whether in the form of a cashier's check, a properly certified check or an approved corporate surety bond payable to the City of San Diego, the bid security must be uploaded to the City's eBidding system. Within twenty-four (24) hours after the bid due date and time, the first five (5) apparent low bidders must provide the City with the original bid security.
- 21.5. Failure to submit the electronic version of the bid security at the time of bid submission AND failure to provide the original within twenty-four (24) hours may cause the bid to be rejected and deemed **non-responsive**.

22. AWARD OF CONTRACT OR REJECTION OF BIDS:

- 22.1. This contract may be awarded to the lowest responsible and reliable Bidder.
- 22.2. Bidders shall complete ALL eBid forms as required by this solicitation. Incomplete eBids will not be accepted.
- 22.3. The City reserves the right to reject any or all Bids, to waive any informality or technicality in Bids received, and to waive any requirements of these specifications as to bidding procedure.
- 22.4. Bidders will not be released on account of their errors of judgment. Bidders may be released only upon receipt by the City within 3 Working Days of the bid opening, written notice from the Bidder which shows proof of honest, credible, clerical error of a material nature, free from fraud or fraudulent intent; and of evidence that reasonable care was observed in the preparation of the Bid.
- 22.5. A bidder who is not selected for contract award may protest the award of a contract to another bidder by submitting a written protest in accordance with the San Diego Municipal Code.
- 22.6. The City of San Diego will not discriminate in the award of contracts with regard to race, religion creed, color, national origin, ancestry, physical handicap, marital status, sex or age.
- 22.7. Each Bid package properly signed as required by these specifications shall constitute a firm offer which may be accepted by the City within the time specified herein.
- 22.8. The City reserves the right to evaluate all Bids and determine the lowest Bidder on the basis of the base bid and any proposed alternates or options as detailed herein.

23. BID RESULTS:

- 23.1.** The availability of the bids on the City's eBidding system shall constitute the public announcement of the apparent low bidder. In the event that the apparent low bidder is subsequently deemed non-responsive or non-responsible, a notation of such will be made on the eBidding system. The new ranking and apparent low bidder will be adjusted accordingly.
- 23.2.** To obtain the bid results, view the results on the City's web site, or request the results by U.S. mail and provide a self-addressed, stamped envelope. If requesting by mail, be sure to reference the bid name and number. The bid tabulations will be mailed to you upon their completion. The results will not be given over the telephone.

24. THE CONTRACT:

- 24.1.** The Bidder to whom award is made shall execute a written contract with the City of San Diego and furnish good and approved bonds and insurance certificates specified by the City within 14 days after receipt by Bidder of a form of contract for execution unless an extension of time is granted to the Bidder in writing.
- 24.2.** If the Bidder takes longer than 14 days to fulfill these requirements, then the additional time taken shall be added to the Bid guarantee. The Contract shall be made in the form adopted by the City, which includes the provision that no claim or suit whatsoever shall be made or brought by Contractor against any officer, agent, or employee of the City for or on account of anything done or omitted to be done in connection with this contract, nor shall any such officer, agent, or employee be liable hereunder.
- 24.3.** If the Bidder to whom the award is made fails to enter into the contract as herein provided, the award may be annulled and the Bidder's Guarantee of Good Faith will be subject to forfeiture. An award may be made to the next lowest responsible and reliable Bidder who shall fulfill every stipulation embraced herein as if it were the party to whom the first award was made.
- 24.4.** Pursuant to the San Diego City Charter section 94, the City may only award a public works contract to the lowest responsible and reliable Bidder. The City will require the Apparent Low Bidder to (i) submit information to determine the Bidder's responsibility and reliability, (ii) execute the Contract in form provided by the City, and (iii) furnish good and approved bonds and insurance certificates specified by the City within 14 Days, unless otherwise approved by the City, in writing after the Bidder receives notification from the City, designating the Bidder as the Apparent Low Bidder and formally requesting the above mentioned items.

- 24.5.** The award of the Contract is contingent upon the satisfactory completion of the above-mentioned items and becomes effective upon the signing of the Contract by the Mayor or designee and approval as to form the City Attorney's Office. If the Apparent Low Bidder does not execute the Contract or submit required documents and information, the City may award the Contract to the next lowest responsible and reliable Bidder who shall fulfill every condition precedent to award. A corporation designated as the Apparent Low Bidder shall furnish evidence of its corporate existence and evidence that the officer signing the Contract and bond for the corporation is duly authorized to do so.
- 25. EXAMINATION OF PLANS, SPECIFICATIONS, AND SITE OF WORK:** The Bidder shall examine carefully the Project Site, the Plans and Specifications, other materials as described in the Special Provisions, Section 2-7, and the proposal forms (e.g., Bidding Documents). The submission of a Bid shall be conclusive evidence that the Bidder has investigated and is satisfied as to the conditions to be encountered, as to the character, quality, and scope of Work, the quantities of materials to be furnished, and as to the requirements of the Bidding Documents Proposal, Plans, and Specifications.
- 26. CITY STANDARD PROVISIONS:** This contract is subject to the following standard provisions. See The WHITEBOOK for details.
- 26.1.** The City of San Diego Resolution No. R-277952 adopted on May 20, 1991 for a Drug-Free Workplace.
- 26.2.** The City of San Diego Resolution No. R-282153 adopted on June 14, 1993 related to the Americans with Disabilities Act.
- 26.3.** The City of San Diego Municipal Code §22.3004 for Contractor Standards.
- 26.4.** The City of San Diego's Labor Compliance Program and the State of California Labor Code §§1771.5(b) and 1776.
- 26.5.** Sections 1777.5, 1777.6, and 1777.7 of the State of California Labor Code concerning the employment of apprentices by contractors and subcontractors performing public works contracts.
- 26.6.** The City's Equal Benefits Ordinance (EBO), Chapter 2, Article 2, Division 43 of The San Diego Municipal Code (SDMC).
- 26.7.** The City's Information Security Policy (ISP) as defined in the City's Administrative Regulation 90.63.

27. PRE-AWARD ACTIVITIES:

- 27.1.** The contractor selected by the City to execute a contract for this Work shall submit the required documentation as specified in the herein and in the Notice of Award. Failure to provide the information as specified may result in the Bid being rejected as **non-responsive**.
- 27.2.** The decision that bid is non-responsive for failure to provide the information required within the time specified shall be at the sole discretion of the City.

PERFORMANCE BOND, LABOR AND MATERIALMEN'S BOND

FAITHFUL PERFORMANCE BOND AND LABOR AND MATERIALMEN'S BOND:

Burtech Pipeline Incorporated, a corporation, as principal, and NORTH AMERICAN SPECIALTY INSURANCE COMPANY, a corporation authorized to do business in the State of California, as Surety, hereby obligate themselves, their successors and assigns, jointly and severally, to The City of San Diego a municipal corporation in the sum of **Seven Million Two Hundred Ninety Seven Thousand One Hundred Thirty Eight Dollars and Thirty Five Cents (7,297,138.35)** for the faithful performance of the annexed contract, and in the sum of **Seven Million Two Hundred Ninety Seven Thousand One Hundred Thirty Eight Dollars and Thirty Five Cents (7,297,138.35)** for the benefit of laborers and materialmen designated below.

Conditions:

If the Principal shall faithfully perform the annexed contract with the City of San Diego, California, then the obligation herein with respect to a faithful performance shall be void; otherwise it shall remain in full force.

If the Principal shall promptly pay all persons, firms and corporations furnishing materials for or performing labor in the execution of this contract, and shall pay all amounts due under the California Unemployment Insurance Act then the obligation herein with respect to laborers and materialmen shall be void; otherwise it shall remain in full force.

The obligation herein with respect to laborers and materialmen shall inure to the benefit of all persons, firms and corporations entitled to file claims under the provisions of Article 2. Claimants, (iii) public works of improvement commencing with Civil Code Section 9100 of the Civil Code of the State of California.

Changes in the terms of the annexed contract or specifications accompanying same or referred to therein shall not affect the Surety's obligation on this bond, and the Surety hereby waives notice of same.

The Surety shall pay reasonable attorney's fees should suit be brought to enforce the provisions of this bond.


PERFORMANCE BOND, LABOR AND MATERIALMEN'S BOND (continued)

Dated MAY 5, 2017

Approved as to Form

BURTECH PIPELINE, INCORPORATED

Principal


By 

DOMINIC J. BURTECH, JR., PRESIDENT

Printed Name of Person Signing for Principal

Mara W. Elliott, City Attorney


By



Deputy City Attorney

NORTH AMERICAN
SPECIALTY INSURANCE COMPANY


Surety

By 

MICHELLE M. BASUIL, Attorney-in-fact

Approved:

By



Albert P. Rechany
Deputy Director
Public Works Department

6 HUTTON CENTRE DRIVE, SUITE 850

Local Address of Surety

SANTA ANA, CA 92707

Local Address (City, State) of Surety

714/550-4141

Local Telephone No. of Surety

Premium \$ 43,211.00

PREMIUM IS FOR CONTRACT TERM
AND IS SUBJECT TO ADJUSTMENT
BASED ON FINAL CONTRACT PRICE

Bond No. 2256209

CALIFORNIA ALL-PURPOSE CERTIFICATE OF ACKNOWLEDGMENT

A notary public or other officer completing this certificate verifies only the identity of the individual who signed the document to which this certificate is attached, and not the truthfulness, accuracy, or validity of that document.


State of California }
 County of San Diego }
 On 5/8/17 before me, Arthur P. Arquilla, Notary Public,
(Here insert name and title of the officer)
 personally appeared Dominic Butech

who proved to me on the basis of satisfactory evidence to be the person(s) whose name(s) is/are subscribed to the within instrument and acknowledged to me that he/she/they executed the same (in his/her/their authorized capacity(ies)), and that by (his/her/their signature(s)) on the instrument the person(s), or the entity upon behalf of which the person(s) acted, executed the instrument.

I certify under PENALTY OF PERJURY under the laws of the State of California that the foregoing paragraph is true and correct.

WITNESS my hand and official seal.

Arthur P. Arquilla
 Notary Public Signature



(Notary Public Seal)

ADDITIONAL OPTIONAL INFORMATION

DESCRIPTION OF THE ATTACHED DOCUMENT

(Title or description of attached document)

(Title or description of attached document continued)

Number of Pages _____ Document Date _____

CAPACITY CLAIMED BY THE SIGNER

- Individual (s)
- Corporate Officer

 (Title)

- Partner(s)
- Attorney-in-Fact
- Trustee(s)
- Other _____

INSTRUCTIONS FOR COMPLETING THIS FORM

This form complies with current California statutes regarding notary wording and, if needed, should be completed and attached to the document. Acknowledgments from other states may be completed for documents being sent to that state so long as the wording does not require the California notary to violate California notary law.

- State and County information must be the State and County where the document signer(s) personally appeared before the notary public for acknowledgment.
- Date of notarization must be the date that the signer(s) personally appeared which must also be the same date the acknowledgment is completed.
- The notary public must print his or her name as it appears within his or her commission followed by a comma and then your title (notary public).
- Print the name(s) of document signer(s) who personally appear at the time of notarization.
- Indicate the correct singular or plural forms by crossing off incorrect forms (i.e. he/she/they, -is /are) or circling the correct forms. Failure to correctly indicate this information may lead to rejection of document recording.
- The notary seal impression must be clear and photographically reproducible. Impression must not cover text or lines. If seal impression smudges, re-seal if a sufficient area permits, otherwise complete a different acknowledgment form.
- Signature of the notary public must match the signature on file with the office of the county clerk.
 - ❖ Additional information is not required but could help to ensure this acknowledgment is not misused or attached to a different document.
 - ❖ Indicate title or type of attached document, number of pages and date.
 - ❖ Indicate the capacity claimed by the signer. If the claimed capacity is a corporate officer, indicate the title (i.e. CEO, CFO, Secretary).
- Securely attach this document to the signed document with a staple.

CALIFORNIA ALL-PURPOSE ACKNOWLEDGMENT

CIVIL CODE § 1189

A notary public or other officer completing this certificate verifies only the identity of the individual who signed the document to which this certificate is attached, and not the truthfulness, accuracy, or validity of that document.


State of California)
County of SAN DIEGO)

On 5/5/2017 before me, SANDRA FIGUEROA, NOTARY PUBLIC,
Date Here Insert Name and Title of the Officer
personally appeared MICHELLE M. BASUIL
Name(s) of Signer(s)

who proved to me on the basis of satisfactory evidence to be the person(s) whose name(s) is/are subscribed to the within instrument and acknowledged to me that he/she/they executed the same in his/her/their authorized capacity(ies), and that by his/her/their signature(s) on the instrument the person(s), or the entity upon behalf of which the person(s) acted, executed the instrument.

I certify under PENALTY OF PERJURY under the laws of the State of California that the foregoing paragraph is true and correct.

WITNESS my hand and official seal.



Signature Sandra Figueroa
Signature of Notary Public

Place Notary Seal Above

OPTIONAL

Though this section is optional, completing this information can deter alteration of the document or fraudulent reattachment of this form to an unintended document.

Description of Attached Document

Title or Type of Document: _____ Document Date: _____
Number of Pages: _____ Signer(s) Other Than Named Above: _____

Capacity(ies) Claimed by Signer(s)

Signer's Name: MICHELLE M. BASUIL
 Corporate Officer — Title(s): _____
 Partner — Limited General
 Individual Attorney in Fact
 Trustee Guardian or Conservator
 Other: _____
Signer Is Representing: _____

Signer's Name: _____
 Corporate Officer — Title(s): _____
 Partner — Limited General
 Individual Attorney in Fact
 Trustee Guardian or Conservator
 Other: _____
Signer Is Representing: _____

NAS SURETY GROUP

NORTH AMERICAN SPECIALTY INSURANCE COMPANY
WASHINGTON INTERNATIONAL INSURANCE COMPANY

GENERAL POWER OF ATTORNEY

KNOW ALL MEN BY THESE PRESENTS, THAT North American Specialty Insurance Company, a corporation duly organized and existing under laws of the State of New Hampshire, and having its principal office in the City of Manchester, New Hampshire, and Washington International Insurance Company, a corporation organized and existing under the laws of the State of New Hampshire and having its principal office in the City of Schaumburg, Illinois, each does hereby make, constitute and appoint:

JOHN G. MALONEY, HELEN MALONEY, MICHELLE M. BASUIL,

and MARK D. IATAROLA

JOINTLY OR SEVERALLY


Its true and lawful Attorney(s)-in-Fact, to make, execute, seal and deliver, for and on its behalf and as its act and deed, bonds or other writings obligatory in the nature of a bond on behalf of each of said Companies, as surety, on contracts of suretyship as are or may be required or permitted by law, regulation, contract or otherwise, provided that no bond or undertaking or contract or suretyship executed under this authority shall exceed the amount of: FIFTY MILLION (\$50,000,000.00) DOLLARS

This Power of Attorney is granted and is signed by facsimile under and by the authority of the following Resolutions adopted by the Boards of Directors of both North American Specialty Insurance Company and Washington International Insurance Company at meetings duly called and held on the 9th of May, 2012:


“RESOLVED, that any two of the Presidents, any Managing Director, any Senior Vice President, any Vice President, any Assistant Vice President, the Secretary or any Assistant Secretary be, and each or any of them hereby is authorized to execute a Power of Attorney qualifying the attorney named in the given Power of Attorney to execute on behalf of the Company bonds, undertakings and all contracts of surety, and that each or any of them hereby is authorized to attest to the execution of any such Power of Attorney and to attach therein the seal of the Company; and it is

FURTHER RESOLVED, that the signature of such officers and the seal of the Company may be affixed to any such Power of Attorney or to any certificate relating thereto by facsimile, and any such Power of Attorney or certificate bearing such facsimile signatures or facsimile seal shall be binding upon the Company when so affixed and in the future with regard to any bond, undertaking or contract of surety to which it is attached.”



By 
Steven P. Anderson, Senior Vice President of Washington International Insurance Company
& Senior Vice President of North American Specialty Insurance Company




By 
Michael A. Ito, Senior Vice President of Washington International Insurance Company
& Senior Vice President of North American Specialty Insurance Company

IN WITNESS WHEREOF, North American Specialty Insurance Company and Washington International Insurance Company have caused their official seals to be hereunto affixed, and these presents to be signed by their authorized officers this 17th day of September, 2015.

North American Specialty Insurance Company
Washington International Insurance Company

State of Illinois
County of Cook ss:

On this 17th day of September, 2015, before me, a Notary Public personally appeared Steven P. Anderson, Senior Vice President of Washington International Insurance Company and Senior Vice President of North American Specialty Insurance Company and Michael A. Ito, Senior Vice President of Washington International Insurance Company and Senior Vice President of North American Specialty Insurance Company, personally known to me, who being by me duly sworn, acknowledged that they signed the above Power of Attorney as officers of and acknowledged said instrument to be the voluntary act and deed of their respective companies.




M. Kenny, Notary Public

I, Jeffrey Goldberg, the duly elected Assistant Secretary of North American Specialty Insurance Company and Washington International Insurance Company, do hereby certify that the above and foregoing is a true and correct copy of a Power of Attorney given by said North American Specialty Insurance Company and Washington International Insurance Company, which is still in full force and effect.

IN WITNESS WHEREOF, I have set my hand and affixed the seals of the Companies this 5TH day of MAY, 2015.


Jeffrey Goldberg, Vice President & Assistant Secretary of
Washington International Insurance Company & North American Specialty Insurance Company

ATTACHMENTS

ATTACHMENT A
SCOPE OF WORK

SCOPE OF WORK

- 1. SCOPE OF WORK:** Replace 19,800 LF (3.75 miles) of existing AC water mains and 836 LF (0.16 miles) of existing sewer mains; including associated water services, fire hydrants, sewer laterals, sewer manholes, curb ramps, traffic control, etc. This project is located in Council District 3, within the Greater North Park and Uptown community areas.

1.1. The Work shall be performed in accordance with:

- 1.1.1.** The Notice Inviting Bids, Plans numbered **39096-01-D** through **39096-02-D** and **39096-T1-D** through **39096-T13-D**, **Appendix E**, and Exhibits in **Appendices K and L (for references only)**, inclusive.

- 2. ESTIMATED CONSTRUCTION COST:** The City's estimated construction cost for this project is **\$7,330,000**.

- 3. LOCATION OF WORK:** The location of the Work is as follows:

AC Water and Sewer Group 1025 is Located in Council District 3, within the Greater North Park and Uptown community area. See **Appendix E** for Location Map.

- 4. CONTRACT TIME:** The Contract Time for completion of the Work shall be **382 Working Days**.

- 4.1. CONTRACTOR'S LICENSE CLASSIFICATION:** In accordance with the provisions of California Law, the Contractor shall possess valid, appropriate license(s) at the time that the Bid is submitted. Failure to possess the specified license(s) may render the Bid as **non-responsive** and ineligible for award.

- 4.2.** The City has determined that the following licensing classifications are required for this contract:

Option	Classifications
1	CLASS A
2	CLASS C34

- 4.3.** The Bidder shall satisfy the licensing requirement by meeting **at least** one of the listed options.

ATTACHMENT B
PHASED FUNDING PROVISIONS

PHASED FUNDING PROVISIONS

1. PHASED FUNDING:

- 1.1. For phased funded contracts, the City typically secures enough funds for the first 90 days of the contract prior to award. Within 10 Working Days after Bid opening date the Apparent Low Bidder must contact the Project Manager to discuss fund availability and the duration of the first phase and submit the Pre-Award Schedule to the City for approval and preparation of the first Phased Funding Schedule Agreement.
- 1.2. The Apparent Low Bidder will be required to provide a Pre-award Schedule in accordance with 6-1, "CONSTRUCTION SCHEDULE AND COMMENCEMENT OF THE WORK" and 9-3, "PAYMENT" prior to award of Contract.
- 1.3. If the Bid submitted by the Apparent Low Bidder is rejected by the City for any reason, the next Apparent Low Bidder is to provide the Pre-Award Schedule within 5 Working Days after receiving notice. This process will continue until the City has selects an Awardee or rejects all Bids.
- 1.4. The first Phased Funding Schedule Agreement must show the fund availability for the first phase. Upon selection of the Awardee and acceptance by the City of the Pre-Award Schedule, the City will present the first Phased Funding Schedule Agreement to you.
- 1.5. At the City's request, meet with the City's project manager before execution of the first Phased Funding Schedule Agreement to discuss their comments and requests for revision to the Pre-Award Schedule.
- 1.6. Your failure to perform the any of the following may result in the Bid being rejected as non-responsive:
 1. Meet with the City's project manager, if requested to do so, to discuss and respond to the City's comments regarding the Pre-Award Schedule,
 2. Revise the Pre-Award Schedule as requested by the City within the specified 22 Working Days timeframe, or
 3. Execute the first Phased Funding Schedule Agreement within a day after receipt.

PHASED FUNDING SCHEDULE AGREEMENT

Check

one:

First Phased Funding Schedule Agreement

Final Phased Funding Schedule Agreement

BID NUMBER: K-17-1537-DBB-3

CONTRACT: AC Water & Sewer Group 1025

CONTRACTOR: Burtech Pipeline Incorporated

Funding Phase	Phase Description	Phase Start	Phase Finish	Not-to-Exceed Amount
1	WATER ONLY: Mobilization, surveying, staking, preconstruction video documentation, water pollution control implementation, traffic control necessary for potholing, highlining, cut & plugs, installation of approximately 10,000 LF of 8" Water Main, water services, disinfection, testing and all other related appurtenances and misc. works.	NTP	12/30/2017	\$2,100,000.00 (Water)
2	Work to be completed in Phase 2 shall include all remaining Water and Sewer activities associated with this contract specifications including but not limited to installation of remaining 9,611 LF of 8" Water Mains, 190 LF of 12" Water Mains, 837 LF of 8" Sewer Mains, water services, sewer laterals, manholes, disinfection, testing and all other related appurtenances and miscellaneous works.	01/01/2018	NOC 8/30/2018	\$4,972,138.35 (Water) \$ 225,000.00 (Sewer)
Total				\$7,297,138.35

Notes:

- (1) City Supplement 9-3.6, "PHASED FUNDING COMPENSATION" applies.
- (2) The total of all funding phases shall be equal to the TOTAL BID PRICE as shown on BID SCHEDULE 1 - PRICES.
- (3) This PHASED FUNDING SCHEDULE AGREEMENT will be incorporated into the CONTRACT and shall only be revised by a written modification to the CONTRACT.

CITY OF SAN DIEGO

By:



Name: BIJAN SHAKIBA

Project Manager

Department Name: Public Works - Engineering

Date: 5/9/17

CONTRACTOR

By:



Name: DOMINIC J. BURTECH

Burtech Pipeline Incorporated

Title: PRESIDENT & CEO

Date: 05/08/2017

END OF PHASED FUNDING SCHEDULE AGREEMENT

ATTACHMENT C
INTENTIONALLY LEFT BLANK

ATTACHMENT D
PREVAILING WAGES

PREVAILING WAGES

1. **PREVAILING WAGE RATES:** Pursuant to San Diego Municipal Code section 22.3019, construction, alteration, demolition, repair and maintenance work performed under this Contract is subject to State prevailing wage laws. For construction work performed under this Contract cumulatively exceeding \$25,000 and for alteration, demolition, repair and maintenance work performed under this Contract cumulatively exceeding \$15,000, the Contractor and its subcontractors shall comply with State prevailing wage laws including, but not limited to, the requirements listed below.
 - 1.1. **Compliance with Prevailing Wage Requirements.** Pursuant to sections 1720 through 1861 of the California Labor Code, the Contractor and its subcontractors shall ensure that all workers who perform work under this Contract are paid not less than the prevailing rate of per diem wages as determined by the Director of the California Department of Industrial Relations (DIR). This includes work performed during the design and preconstruction phases of construction including, but not limited to, inspection and land surveying work.
 - 1.1.1. Copies of such prevailing rate of per diem wages are on file at the City and are available for inspection to any interested party on request. Copies of the prevailing rate of per diem wages also may be found at <http://www.dir.ca.gov/OPRL/DPreWageDetermination.htm>. Contractor and its subcontractors shall post a copy of the prevailing rate of per diem wages determination at each job site and shall make them available to any interested party upon request.
 - 1.1.2. The wage rates determined by the DIR refer to expiration dates. If the published wage rate does not refer to a predetermined wage rate to be paid after the expiration date, then the published rate of wage shall be in effect for the life of this Contract. If the published wage rate refers to a predetermined wage rate to become effective upon expiration of the published wage rate and the predetermined wage rate is on file with the DIR, such predetermined wage rate shall become effective on the date following the expiration date and shall apply to this Contract in the same manner as if it had been published in said publication. If the predetermined wage rate refers to one or more additional expiration dates with additional predetermined wage rates, which expiration dates occur during the life of this Contract, each successive predetermined wage rate shall apply to this Contract on the date following the expiration date of the previous wage rate. If the last of such predetermined wage rates expires during the life of this Contract, such wage rate shall apply to the balance of the Contract.
 - 1.2. **Penalties for Violations.** Contractor and its subcontractors shall comply with California Labor Code section 1775 in the event a worker is paid less than the prevailing wage rate for the work or craft in which the worker is employed.

- 1.3. Payroll Records.** Contractor and its subcontractors shall comply with California Labor Code section 1776, which generally requires keeping accurate payroll records, verifying and certifying payroll records, and making them available for inspection. Contractor shall require its subcontractors to also comply with section 1776. Contractor and its subcontractors shall submit weekly certified payroll records online via the City's web-based Labor Compliance Program. Contractor is responsible for ensuring its subcontractors submit certified payroll records to the City.
- 1.3.1.** For contracts entered into on or after April 1, 2015, Contractor and their subcontractors shall furnish records specified in Labor Code section 1776 directly to the Labor Commissioner in the manner required by Labor Code section 1771.4.
- 1.4. Apprentices.** Contractor and its subcontractors shall comply with California Labor Code sections 1777.5, 1777.6 and 1777.7 concerning the employment and wages of apprentices. Contractor is held responsible for the compliance of their subcontractors with sections 1777.5, 1777.6 and 1777.7.
- 1.5. Working Hours.** Contractor and their subcontractors shall comply with California Labor Code sections 1810 through 1815, including but not limited to: (i) restrict working hours on public works contracts to eight hours a day and forty hours a week, unless all hours worked in excess of 8 hours per day are compensated at not less than 1½ times the basic rate of pay; and (ii) specify penalties to be imposed on design professionals and subcontractors of \$25 per worker per day for each day the worker works more than 8 hours per day and 40 hours per week in violation of California Labor Code sections 1810 through 1815.
- 1.6. Required Provisions for Subcontracts.** Contractor shall include at a minimum a copy of the following provisions in any contract they enter into with a subcontractor: California Labor Code sections 1771, 1771.1, 1775, 1776, 1777.5, 1810, 1813, 1815, 1860 and 1861.
- 1.7. Labor Code Section 1861 Certification.** Contractor in accordance with California Labor Code section 3700 is required to secure the payment of compensation of its employees and by signing this Contract, Contractor certifies that "I am aware of the provisions of Section 3700 of the California Labor Code which require every employer to be insured against liability for workers' compensation or to undertake self-insurance in accordance with the provisions of that code, and I will comply with such provisions before commencing the performance of the work of this Contract."
- 1.8. Labor Compliance Program.** The City has its own Labor Compliance Program authorized in August 2011 by the DIR. The City will withhold contract payments when payroll records are delinquent or deemed inadequate by the City or other governmental entity, or it has been established after an investigation by the City or other governmental entity that underpayment(s) have occurred. For questions or assistance, please contact the City of San Diego's Equal Opportunity Contracting Department at 619-236-6000.

1.9. Contractor and Subcontractor Registration Requirements. This project is subject to compliance monitoring and enforcement by the DIR. As of March 1, 2015, no contractor or subcontractor may be listed on a bid or proposal for a public works project unless registered with the DIR pursuant to Labor Code section 1725.5. As of April 1, 2015, a contractor or subcontractor shall not be qualified to bid on, be listed in a bid proposal, or enter into any contract for public work, unless currently registered and qualified to perform public work pursuant to Labor Code section 1725.5. By submitting a bid or proposal to the City, Contractor is certifying that he or she has verified that all subcontractors used on this public work project are registered with the DIR in compliance with Labor Code sections 1771.1 and 1725.5, and Contractor shall provide proof of registration to the City upon request.

1.9.1. A Contractor's inadvertent error in listing a subcontractor who is not registered pursuant to Labor Code section 1725.5 in response to a solicitation shall not be grounds for filing a bid protest or grounds for considering the bid non-responsive provided that any of the following apply: (1) the subcontractor is registered prior to bid opening; (2) within twenty-four hours after the bid opening, the subcontractor is registered and has paid the penalty registration fee specified in Labor Code section 1725.5; or (3) the subcontractor is replaced by another registered subcontractor pursuant to Public Contract Code section 4107.

ATTACHMENT E
SUPPLEMENTARY SPECIAL PROVISIONS

SUPPLEMENTARY SPECIAL PROVISIONS

The following Supplementary Special Provisions (SSP) modifies the following documents:

1. The **2015 Edition** of the Standard Specifications for Public Works Construction (The "GREENBOOK").
2. The **2015 Edition** of the City of San Diego Standard Specifications for Public Works Construction (The "WHITEBOOK"), including the following:
 - a) General Provisions (A) for all Contracts.

SECTION 1 – TERMS, DEFINITIONS, ABBREVIATIONS, UNITS OF MEASURE, AND SYMBOLS

- 1-2 TERMS AND DEFINITIONS.** To the "WHITEBOOK", item 54, "Normal Working Hours", ADD the following:

The **Normal Working Hours** are 8:30 AM to 3:30 PM.

SECTION 2 - SCOPE AND CONTROL OF WORK

- 2-3.2 Self Performance.** To the "GREENBOOK", DELETE in its entirety and SUBSTITUTE with the following:

1. You shall perform, with your own organization, Contract Work amounting to at least 50% of the base Bid **AND** 50% of any alternates.

- 2-9.2 Survey Service.** To the "GREENBOOK", DELETE in its entirety and SUBSTITUTE with the following:

1. Prior to the start of construction, you shall submit a letter to the Engineer identifying the Licensed Land Surveyor or the Registered Civil Engineer authorized to practice land surveying within the State of California that will be performing the survey services for the Project.
2. You are responsible for performing and meeting the accuracy of surveying standards adequate for construction through a Licensed Land Surveyor or a Registered Civil Engineer authorized to practice land surveying within the State of California.

3. Survey stakes shall be set and stationed by you for curbs, headers, water mains, sewers, storm drains, structures, rough grade, and any other structures and appurtenances that are needed for the Project. A corresponding cut or fill to finished grade (or flow line) shall be indicated on a grade sheet.
4. Surveys performed shall list the basis of bearings as tied to Record of Survey 14492 or equivalent, based on the California Coordinate System of 1983, Zone 6, U.S. Survey foot, epoch 1991.35, along with a completed calibration sheet (blank form will be supplied by City Surveys). The vertical datum used shall be NGVD 29 in accordance with the City of San Diego Vertical Bench Book.
5. You shall preserve construction survey stakes, control points, and other survey related marks for the duration of the Project. If any construction survey stakes are lost or disturbed and need to be replaced, such replacement shall be performed by the Engineer at your expense.

2-9.2.1 Survey Files.

1. All Computer Aided Drafting (CAD) Work shall be done in accordance with the City of San Diego's Citywide Computer Aided Design and Drafting (CADD) Standards and shall be in City seed files (.job, .txt, .dgn, .alg, .raw, .fwd, .dtm, .pdf, .docx, .xlsx, .tif, and .jpg).
2. All survey files shall be completed in accordance with the City of San Diego's Citywide CADD Standards and shall adhere to the City's Microstation level and attribute structure.
3. The survey file deliverable will be either one Master .dgn file containing all xref's in geospatially referenced (and attached) models or one Master dgn with all xref's geospatially referenced (and attached) as dgn files. Resource files may be sent to you if requested.
4. Survey files shall include, but shall not be limited to, the following items:
 - a. Street center line and (record width) right-of-way lines.
 - b. Project geometry (.alg) files (this will be generated for use in InRoads).
 - c. 3D surface model (.dtm, break line and spot elevation) file.
 - d. Spot elevations of the new utility main at each intersection, midblocks, and for any change in grade.
 - e. Monuments.
 - f. Curb lines (top curb and gutter).
 - g. All other appurtenances including but not limited to water valves, meters, vaults, manholes, fire hydrants, utility boxes, cleanouts, and poles.
5. You shall use the survey information to produce red-lines drawings as described in Section 2-5.4 "Red-lines and Record Documents."

2-9.2.2

Submittal.

1. Survey files shall be submitted in accordance with 2-5.3, "Submittals" and 2-5.4, "Red-Lines and Record Documents". You shall provide the Survey Files, proposed Drawings, and/or Red-line Drawings on a CD/DVD to the Engineer and shall post the Survey Files, proposed Drawings, and/or Red-line Drawings to the following website:

ftp://ftp.sannet.gov/IN/SURVEYS/
2. After the documents have been posted to the website, you shall send a confirmation email, which includes the hyperlink to the website, to the Engineer and to SurveyReview@sandiego.gov.
3. All survey Work and submittals which reveal non-compliance with the requirements of the Construction Documents shall be corrected as deemed necessary by the Engineer and the cost of the corrections to your survey submittals shall be at your expense.

2-9.2.3

Payment.

1. The payment for survey services Work shall be included in the lump sum Bid item for "Survey Services".

2-14.3

Coordination. To the "WHITEBOOK", ADD the following:

2. Other adjacent City projects are scheduled for construction for the same time period in the vicinity of Greater North Park and Uptown Community. See **Appendix F** for the approximate location. Coordinate the Work with the adjacent projects as listed below:
 - a) Howard Ave UUD (Park BI-I-805), Jie Xiao, 619-533-5496
 - b) Upas Street Pipeline Replacement Project, Alice Altes, 619-533-4105
 - c) University Pipeline Replacement, Mike Bajoua, 619-533-4628

2-16

CONTRACTOR REGISTRATION AND ELECTRONIC REPORTING SYSTEM. To the "WHITEBOOK", item 1, DELETE in its entirety.

SECTION 3 – CHANGES IN WORK

3-5.1

Claims. To the "WHITEBOOK", DELETE in its entirety and SUBSTITUTE with the following:

ADD:

3-5.1

Claims.

1. A Claim is a written demand by you that seeks an adjustment in the Contract Price, Contract Time, or other relief associated with a dispute arising under or relating to the Contract, including a breach of any provision thereof. A voucher, invoice, or other routine request for payment is not a Claim.

2. A Claim shall conform to these specifications and may be considered after the City has previously denied a request by you for a Change Order seeking the demanded relief.
3. You shall submit a Claim to the Engineer if a dispute occurs that arises from or relates to the Contract. The Claim shall seek all relief to which you assert you are entitled as a result of the event(s) giving rise to the dispute. Your failure to process a Claim in accordance with these specifications shall constitute a waiver of all relief associated with the dispute. Claims are subject to 6-11, "Right to Audit".
4. You shall continue to perform the Services and Work and shall maintain the Schedule during any dispute proceedings. The Engineer will continue to make payments for undisputed Services and Work.
5. The City's Claims process specified herein shall not relieve you of your statutory obligations to present claims prior to any action under the California Government Code.

3-5.1.1 Initiation of Claim.

1. You shall promptly, but no later than 30 Days after the event(s) giving rise to the Claim, deliver the Claim to the Engineer.
2. You shall not process a Claim unless the Engineer has previously denied a request by you for a Change Order that sought the relief to be pursued in the claim.

3-5.1.1.1 Claim Certification Submittal.

1. If your Claim seeks an increase in the Contract Price, the Contract Time, or both, submit with the Claim an affidavit certifying the following:
 - a) The Claim is made in good faith and covers all costs and delays to which you are entitled as a result of the event(s) giving rise to the Claim.
 - b) The amount claimed accurately reflects the adjustments in the Contract Price, the Contract Time, or both to which you believe you are entitled.
 - c) All supporting costs and pricing data are current, accurate, and complete to the best of your knowledge. The cost breakdown per item of Work shall be supplied.
 - d) You shall ensure that the affidavit is executed by an official who has the authority to legally bind you.

3-5.1.2 Initial Determination.

1. The Engineer will respond in writing to your Claim within 30 Days of receipt of the Claim.

3-5.1.3 Settlement Meeting.

1. If you disagree with the Initial Determination, you shall request a Settlement Meeting within 30 Days. Upon receipt of this request, the Engineer will schedule the Settlement Meeting within 15 Working Days.

3-5.1.7 City's Final Determination.

1. If a settle agreement is not reached, the City shall make a written Final Determination within 10 Working Days after the Settlement Meeting.
2. If you disagree with the City's Final Determination, notify the Engineer in writing of your objection within 15 Working Days after receipt of the written determination and file a "Request for Mediation" in accordance with 3-5.2, "Dispute Resolution Process".
3. Failure to give notice of objection within the 15 Working Days period shall waive your right to pursue the Claim.

3-5.1.8 Mandatory Assistance.

1. If a third party dispute, litigation, or both arises out of or relates in any way to the Services provided under the Contract, upon the City's request, you shall agree to assist in resolving the dispute or litigation. Your assistance includes, but is not limited to the following:
 - a) Providing professional consultations.
 - b) Attending mediations, arbitrations, depositions, trials, or any event related to the dispute resolution and litigation.

3-5.1.8.1 Compensation for Mandatory Assistance.

1. The City will reimburse you for reasonable fees and expenses incurred by you for any required assistance rendered in accordance with 3-5.1.8, "Mandatory Assistance" as Extra Work.
2. The Engineer will determine whether these fees and expenses were necessary due to your conduct or failure to act.
3. If the Engineer determines that the basis of the dispute or litigation in which these fees and expenses were incurred were the result of your conduct or your failure to act in part or in whole, you shall reimburse the City for any payments made for these fees and expenses.
4. Reimbursement may be through any legal means necessary, including the City's withholding of your payment.

3-5.2.3 Selection of Mediator. To the "WHITEBOOK", DELETE in its entirety and SUBSTITUTE with the following:

1. A single mediator, knowledgeable in construction aspects and acceptable to both parties, shall be used to mediate the dispute.
2. To initiate mediation, the initiating party shall serve a Request for Mediation at the American Arbitration Association (AAA) on the opposing party.
3. If AAA is used, the initiating party shall concurrently file with AAA a "Request for Mediation" along with the appropriate fees, a copy of requested mediators marked in preference order, and a preference for available dates.
4. If AAA is selected to coordinate the mediation (Administrator), within 10 Working Days from the receipt of the initiating party's Request for Mediation, the opposing party shall file the following:
 - a) A copy of the list of the preferred mediators listed in preference order after striking any mediators to which they have any objection.
 - b) A preference for available dates.
 - c) Appropriate fees.
5. If the parties cannot agree on a mediator, then each party shall select a mediator and those mediators shall select the neutral third party to mediate the matter.

3-5.3 Forum of Litigation. To the "WHITEBOOK", DELETE in its entirety and SUBSTITUTE with the following:

1. It is the express intention that all legal actions and proceedings related to the Contract or Agreement with the City or to any rights or any relationship between the parties arising therefrom shall be solely and exclusively initiated and maintained in courts of the State of California for the County of San Diego.

SECTION 4 - CONTROL OF MATERIALS

4-1.3.6 Preapproved Materials. To the "WHITEBOOK", ADD the following:

3. You shall submit in writing a list of all products to be incorporated in the Work that are on the AML.

4-1.6 Trade Names or Equals. To the "WHITEBOOK", ADD the following:

11. You shall submit your list of proposed substitutions for an "equal" item **no less than 15 Working Days prior to the Bid due date** and on the City's Product Submittal Form available at:

<http://www.sandiego.gov/publicworks/edocref/index.shtml>

SECTION 5 - UTILITIES

5-2 **PROTECTION.** To the "WHITEBOOK", item 2, ADD the following:

- g) Refer to **Appendix K** for more information on the protection of AMI devices.

SECTION 6 - PROSECUTION, PROGRESS AND ACCEPTANCE OF WORK

6-2.1 **Moratoriums.** To the "WHITEBOOK", ADD the following:

- 3. Do not Work in the areas where there is currently a AC overlay moratorium issued by the City. The areas subject to moratorium are listed here:
 - a) **Georgia St.** from Robinson Ave. to Cypress Ave. from 8/17/2012 to 08/17/2017.
 - b) **Georgia Ct.** from Georgia St. to Florida Street from 10/28/2014 to 10/28/2019.
 - c) **Monroe Ave.** from Maryland St. to Cleveland Ave. from 9/3/2015 to 9/3/2020.

ADD:

6-3.2.1.1 **Environmental Document.**

- 1. The City of San Diego Development Services Department has prepared a **Notice of Exemption (NOE)** for **AC Water & Sewer Group 1025**, as referenced in the Contract Appendix. You shall comply with all requirements of the **NOE** as set forth in **Appendix A**.
- 2. Compliance with the City's environmental document shall be included in the Contract Price.

6-7.1 **General.** To the "WHITEBOOK", item 3, ADD the following:

- d) 30 Days for full depth asphalt final mill and resurfacing work required per SDG-107.

6-8.3 **Warranty.** To the "WHITEBOOK", item 1, DELETE in its entirety and SUBSTITUTE with the following:

- 1. Warranty and repair all defective materials and workmanship for a period of 1 year. This call back warranty period shall start on the date that the Work was accepted by the City. Additionally, you shall warranty the Work against all latent and patent defects for a period of 10 years.

SECTION 7 - RESPONSIBILITIES OF THE CONTRACTOR

7-3 INSURANCE. To the "GREENBOOK", DELETE in its entirety and SUBSTITUTE with the following:

7-3 INSURANCE.

1. The insurance provisions herein shall not be construed to limit your indemnity obligations contained in the Contract.

7-3.1 Policies and Procedures.

1. You shall procure the insurance described below, at its sole cost and expense, to provide coverage against claims for loss including injuries to persons or damage to property, which may arise out of or in connection with the performance of the Work by you, your agents, representatives, officers, employees or Subcontractors.
2. Insurance coverage for property damage resulting from your operations is on a replacement cost valuation. The market value will not be accepted.
3. You shall maintain this insurance for the duration of this Contract and at all times thereafter when you are correcting, removing, or replacing Work in accordance with this Contract. Your liabilities under the Contract, e.g., your indemnity obligations, is not deemed limited to the insurance coverage required by this Contract.
4. The payment for insurance shall be included in the Contract Price as bid by you. Except as specifically agreed to by the City in writing, you are not entitled to any additional payment. Do not begin any Work under this Contract until you have provided and the City has approved all required insurance.
5. Policies of insurance shall provide that the City is entitled to 30 Days (10 Days for cancellation due to non-payment of premium) prior written notice of cancellation or non-renewal of the policy. Maintenance of specified insurance coverage is a material element of the Contract. Your failure to maintain or renew coverage or to provide evidence of renewal during the term of the Contract may be treated by the City as a material breach of the Contract.

7-3.2 Types of Insurance.

7-3.2.1 Commercial General Liability Insurance.

1. Commercial General Liability Insurance shall be written on the current version of the ISO Occurrence form CG 00 01 07 98 or an equivalent form providing coverage at least as broad.

2. The policy shall cover liability arising from premises and operations, XCU (explosions, underground, and collapse), independent contractors, products/completed operations, personal injury and advertising injury, bodily injury, property damage, and liability assumed under an insured's contract (including the tort liability of another assumed in a business contract).
3. There shall be no endorsement or modification limiting the scope of coverage for either "insured vs. insured" claims or contractual liability. You shall maintain the same or equivalent insurance for at least 10 years following completion of the Work.
4. All costs of defense shall be outside the policy limits. Policy coverage shall be in liability limits of not less than the following:

<u>General Annual Aggregate Limit</u>	<u>Limits of Liability</u>
Other than Products/Completed Operations	\$2,000,000
Products/Completed Operations Aggregate Limit	\$2,000,000
Personal Injury Limit	\$1,000,000
Each Occurrence	\$1,000,000

7-3.2.2 Commercial Automobile Liability Insurance.

1. You shall provide a policy or policies of Commercial Automobile Liability Insurance written on the current version of the ISO form CA 00 01 12 90 or later version or equivalent form providing coverage at least as broad in the amount of \$1,000,000 combined single limit per accident, covering bodily injury and property damage for owned, non-owned, and hired automobiles ("Any Auto").
2. All costs of defense shall be outside the limits of the policy.

7-3.2.3 Contractors Pollution Liability Insurance.

1. You shall procure and maintain at your expense or require your Subcontractor, as described below, to procure and maintain the Contractors Pollution Liability Insurance including contractual liability coverage to cover liability arising out of cleanup, removal, storage, or handling of hazardous or toxic chemicals, materials, substances, or any other pollutants by you or any Subcontractor in an amount not less than \$2,000,000 limit for bodily injury and property damage.
2. All costs of defense shall be outside the limits of the policy. Any such insurance provided by your Subcontractor instead of you shall be approved separately in writing by the City.

3. For approval of a substitution of your Subcontractor's insurance, you shall certify that all activities for which the Contractors Pollution Liability Insurance will provide coverage will be performed exclusively by the Subcontractor providing the insurance. The deductible shall not exceed \$25,000 per claim.
4. Contractual liability shall include coverage of tort liability of another party to pay for bodily injury or property damage to a third person or organization. There shall be no endorsement or modification of the coverage limiting the scope of coverage for either "insured vs. insured" claims or contractual liability.
5. Occurrence based policies shall be procured before the Work commences and shall be maintained for the Contract Time. Claims Made policies shall be procured before the Work commences, shall be maintained for the Contract Time, and shall include a 12 month extended Claims Discovery Period applicable to this contract or the existing policy or policies that shall continue to be maintained for 12 months after the completion of the Work without advancing the retroactive date.
6. Except as provided for under California law, the policy or policies shall provide that the City is entitled to 30 Days prior written notice (10 Days for cancellation due to non-payment of premium) of cancellation or non-renewal of the policy or policies.

7-3.2.4

Contractors Hazardous Transporters Pollution Liability Insurance.

1. You shall provide at your expense or require your Subcontractor to provide, as described below, Contractors Hazardous Transporters Pollution Liability Insurance including contractual liability coverage to cover liability arising out of transportation of hazardous or toxic, materials, substances, or any other pollutants by you or any Subcontractor in an amount not less than \$2,000,000 limit per occurrence/aggregate for bodily injury and property damage.
2. All costs of defense shall be outside the limits of the policy. The deductible shall not exceed \$25,000 per claim. Any such insurance provided by a subcontractor instead of you shall be approved separately in writing by the City.
3. For approval of the substitution of Subcontractor's insurance the Contractor shall certify that all activities for which Contractors Hazardous Transporters Pollution Liability Insurance will provide coverage will be performed exclusively by the Subcontractor providing the insurance.
4. Contractual liability shall include coverage of tort liability of another party to pay for bodily injury or property damage to a third person or organization. There shall be no endorsement or modification of the coverage limiting the scope of coverage for either "insured vs. insured"

claims or contractual liability. Occurrence based policies shall be procured before the Work commences and shall be maintained for the duration of this Contract. Claims Made policies shall be procured before the Work commences, shall be maintained for the duration of this contract, and shall include a 12 month extended Claims Discovery Period applicable to this contract or the existing policy or policies that shall continue to be maintained for 12 months after the completion of the Work under this Contract without advancing the retroactive date.

5. Except as provided for under California law, the policy or policies shall provide that the City is entitled to 30 Days prior written notice (10 Days for cancellation due to non-payment of premium) of cancellation or non-renewal of the policy or policies.

7-3.3 Rating Requirements. Except for the State Compensation Insurance Fund, all insurance required by this Contract as described herein shall be carried only by responsible insurance companies with a rating of, or equivalent to, at least "A-, VI" by A.M. Best Company, that are authorized by the California Insurance Commissioner to do business in the State, and that have been approved by the City.

7-3.3.1 Non-Admitted Carriers. The City will accept insurance provided by non-admitted, "surplus lines" carriers only if the carrier is authorized to do business in the State and is included on the List of Approved Surplus Lines Insurers (LASLI list).

All policies of insurance carried by non-admitted carriers shall be subject to all of the requirements for policies of insurance provided by admitted carriers described herein.

7-3.4 Evidence of Insurance. Furnish to the City documents e.g., certificates of insurance and endorsements evidencing the insurance required herein, and furnish renewal documentation prior to expiration of this insurance. Each required document shall be signed by the insurer or a person authorized by the insurer to bind coverage on its behalf. We reserve the right to require complete, certified copies of all insurance policies required herein.

7-3.5 Policy Endorsements.

7-3.5.1 Commercial General Liability Insurance.

7-3.5.1.1 Additional Insured.

1. You shall provide at your expense policy endorsement written on the current version of the ISO Occurrence form CG 20 10 11 85 or an equivalent form providing coverage at least as broad.
2. To the fullest extent allowed by law e.g., California Insurance Code §11580.04, the policy shall be endorsed to include the City and its respective elected officials, officers, employees, agents, and representatives as additional insured.

3. The additional insured coverage for projects for which the Engineer's Estimate is \$1,000,000 or more shall include liability arising out of:
 - a) Ongoing operations performed by you or on your behalf,
 - b) your products,
 - c) your Work, e.g., your completed operations performed by you or on your behalf, or
 - d) premises owned, leased, controlled, or used by you.
4. The additional insured coverage for projects for which the Engineer's Estimate is less than \$1,000,000 shall include liability arising out of:
 - a) Ongoing operations performed by you or on your behalf,
 - b) your products, or
 - c) premises owned, leased, controlled, or used by you.

7-3.5.1.2 Primary and Non-Contributory Coverage. The policy shall be endorsed to provide that the coverage with respect to operations, including the completed operations, if appropriate, of the Named Insured is primary to any insurance or self-insurance of the City and its elected officials, officers, employees, agents and representatives. Further, it shall provide that any insurance maintained by the City and its elected officials, officers, employees, agents and representatives shall be in excess of your insurance and shall not contribute to it.

7-3.5.1.3 Project General Aggregate Limit. The policy or policies shall be endorsed to provide a Designated Construction Project General Aggregate Limit that will apply only to the Work. Only claims payments which arise from the Work shall reduce the Designated Construction Project General Aggregate Limit. The Designated Construction Project General Aggregate Limit shall be in addition to the aggregate limit provided for the products-completed operations hazard.

7-3.5.2 Commercial Automobile Liability Insurance.

7-3.5.2.1 Additional Insured. Unless the policy or policies of Commercial Auto Liability Insurance are written on an ISO form CA 00 01 12 90 or a later version of this form or equivalent form providing coverage at least as broad, the policy shall be endorsed to include the City and its respective elected officials, officers, employees, agents, and representatives as additional insured, with respect to liability arising out of automobiles owned, leased, hired or borrowed by you or on your behalf. This endorsement is limited to the obligations permitted by California Insurance Code §11580.04.

7-3.5.3 Contractors Pollution Liability Insurance Endorsements.

7-3.5.3.1 Additional Insured.

1. The policy or policies shall be endorsed to include as an Insured the City and its respective elected officials, officers, employees, agents, and representatives, with respect to liability arising out of:
 - a) Ongoing operations performed by you or on your behalf,
 - b) your products,
 - c) your work, e.g., your completed operations performed by you or on your behalf, or
 - d) premises owned, leased, controlled, or used by you.

Except that in connection with, collateral to, or affecting any construction contract to which the provisions of subdivision (b) of § 2782 of the California Civil Code apply, this endorsement shall not provide any duty of indemnity coverage for the active negligence of the City and its respective elected officials, officers, employees, agents, and representatives in any case where an agreement to indemnify the City and its respective elected officials, officers, employees, agents, and representatives would be invalid under subdivision (b) of §2782 of the California Civil Code.

2. In any case where a claim or loss encompasses the negligence of the Insured and the active negligence of the City and its respective elected officials, officers, employees, agents, and representatives that are not covered because of California Insurance Code §11580.04, the insurer's obligation to the City and its respective elected officials, officers, employees, agents, and representatives shall be limited to obligations permitted by California Insurance Code §11580.04.

7-3.5.3.2 Primary and Non-Contributory Coverage. The policy or policies shall be endorsed to provide that the insurance afforded by the Contractors Pollution Liability Insurance policy or policies is primary to any insurance or self-insurance of the City and its elected officials, officers, employees, agents and representatives with respect to operations including the completed operations of the Named Insured. Any insurance maintained by the City and its elected officials, officers, employees, agents and representatives shall be in excess of your insurance and shall not contribute to it.

7-3.5.3.3 Severability of Interest. For Contractors Pollution Liability Insurance, the policy or policies shall provide that your insurance shall apply separately to each insured against whom claim is made or suit is brought, except with respect to the limits of the insurer's liability and shall provide cross-liability coverage.

7-3.5.4 Contractors Hazardous Transporters Pollution Liability Insurance Endorsements.

7-3.5.4.1 Additional Insured.

1. The policy or policies shall be endorsed to include as an Insured the City and its respective elected officials, officers, employees, agents, and representatives, with respect to liability arising out of:
 - a) Ongoing operations performed by you or on your behalf,
 - b) your products,
 - c) your work, e.g., your completed operations performed by you or on your behalf, or
 - d) premises owned, leased, controlled, or used by you.

Except that in connection with, collateral to, or affecting any construction contract to which the provisions of subdivision (b) of §2782 of the California Civil Code apply, this endorsement shall not provide any duty of indemnity coverage for the active negligence of the City and its respective elected officials, officers, employees, agents, and representatives in any case where an agreement to indemnify the City and its respective elected officials, officers, employees, agents, and representatives would be invalid under subdivision (b) of §2782 of the California Civil Code.

2. In any case where a claim or loss encompasses the negligence of the Insured and the active negligence of the City and its respective elected officials, officers, employees, agents, and representatives that are not covered because of California Insurance Code §11580.04, the insurer's obligation to the City and its respective elected officials, officers, employees, agents, and representatives shall be limited to obligations permitted by California Insurance Code §11580.04.

7-3.5.4.2 Primary and Non-Contributory Coverage. The policy or policies shall be endorsed to provide that the insurance afforded by the Contractors Pollution Liability Insurance policy or policies is primary to any insurance or self-insurance of the City and its elected officials, officers, employees, agents and representatives with respect to operations including the completed operations of the Named Insured. Any insurance maintained by the City and its elected officials, officers, employees, agents and representatives shall be in excess of your insurance and shall not contribute to it.

7-3.5.4.3 Severability of Interest. For Contractors Hazardous Transporters Pollution Liability Insurance, the policy or policies shall provide that your insurance shall apply separately to each insured against whom claim is made or suit is brought, except with respect to the limits of the insurer's liability and shall provide cross-liability coverage.

7-3.6 Deductibles and Self-Insured Retentions. You shall pay for all deductibles and self-insured retentions. You shall disclose deductibles and self-insured retentions to the City at the time the evidence of insurance is provided.

7-3.7 Reservation of Rights. The City reserves the right, from time to time, to review your Insurance coverage, limits, deductibles and self-insured retentions to determine if they are acceptable to the City. The City will reimburse you, without overhead, profit, or any other markup, for the cost of additional premium for any coverage requested by the Engineer but not required by this Contract.

7-3.8 Notice of Changes to Insurance. You shall notify the City 30 Days prior to any material change to the policies of insurance provided under this Contract.

7-3.9 Excess Insurance. Policies providing excess coverage shall follow the form of the primary policy or policies e.g., all endorsements.

7-4 NOT USED. To the "GREENBOOK", DELETE in its entirety and SUBSTITUTE with the following:

7-4 WORKERS' COMPENSATION INSURANCE AND EMPLOYERS LIABILITY INSURANCE.

1. In accordance with the provisions of §3700 of the California Labor Code, you shall provide at your expense Workers' Compensation Insurance and Employers Liability Insurance to protect you against all claims under applicable state workers compensation laws. The City, its elected officials, and employees will not be responsible for any claims in law or equity occasioned by your failure to comply with the requirements of this section.

2. Limits for this insurance shall be not less than the following:

<u>Workers' Compensation</u>	<u>Statutory Employers Liability</u>
Bodily Injury by Accident	\$1,000,000 each accident
Bodily Injury by Disease	\$1,000,000 each employee
Bodily Injury by Disease	\$1,000,000 policy limit

3. By signing and returning the Contract you certify that you are aware of the provisions of §3700 of the Labor Code which requires every employer to be insured against liability for worker's compensation or to undertake self-insurance in accordance with the provisions of that code and you shall comply with such provisions before commencing the Work as required by §1861 of the California Labor Code.

7-4.1. Waiver of Subrogation. The policy or policies shall be endorsed to provide that the insurer will waive all rights of subrogation against the City and its respective elected officials, officers, employees, agents, and representatives for losses paid under the terms of the policy or policies and which arise from Work performed by the Named Insured for the City.

- 7-8.6 Water Pollution Control.** To the "WHITEBOOK", ADD the following:
6. Based on a preliminary assessment by the City, this Contract is subject to WPCP.
- 7-20 ELECTRONIC COMMUNICATION.** To the "WHITEBOOK", ADD the following:
2. Virtual Project Manager shall be used on this Contract.
- 7-21.1 General.** To the "WHITEBOOK", item 3, DELETE in its entirety and SUBSTITUTE with the following:
3. During the construction phase of projects, the minimum waste management reduction goal is 90% of the inert material (a material not subject to decomposition such as concrete, asphalt, brick, rock, block, dirt, metal, glass, and etc.) and 65% of the remaining project waste. You shall provide appropriate documentation, including a Waste Management Form attached as an appendix, and evidence of recycling and reuse of materials to meet the waste reduction goals specified.
- 7-22.17 Monitoring of Potentially Petroleum Contaminated Soil.** To the "WHITEBOOK", ADD the following:
1. Based on preliminary assessment, it is not expected to have petroleum contaminated soil. The location below is close to one of the potential areas:
 - a) Alabama St. Across 2040 El Cajon Blvd.

SECTION 9 - MEASUREMENT AND PAYMENT

ADD:

- 9-3.7 Compensation Adjustments for Price Index Fluctuations.** To the "WHITEBOOK", ADD the following:
5. This Contract **is not** subject to the provisions of The "WHITEBOOK" for Compensation Adjustments for Price Index Fluctuations for paving asphalt.

SECTION 203 – BITUMINOUS MATERIALS

- 203-3.4.4 RUBBER POLYMER MODIFIED SLURRY (RPMS).** To the "WHITEBOOK", ADD the following:
1. RPMS shall be used on this Contract.

SECTION 209 – PRESSURE PIPE

209 PRESSURE PIPE. To the “WHITEBOOK”, ADD the following:

2. PVC products, specifically type C900 and C905, as manufactured or distributed by J-M Manufacturing Company or JM Eagle shall not be used on the Contract for pressurized pipe.

SECTION 217 – BEDDING AND BACKFILL MATERIALS

217-2.2 Stones, Boulders, and Broken Concrete. To the “GREENBOOK”, Table 217-2.2, DELETE in its entirety and SUBSTITUTE with the following:

TABLE 217-2.2

Zone	Zone Limits	Maximum Size (greatest dimension)	Backfill Requirements in Addition to 217-2.1
Street or Surface Zone	From ground surface to 12" (300 mm) below pavement subgrade or ground surface	2.5" (63 mm)	As required by the Plans or Special Provisions.
Street or Surface Zone Backfill of Tunnels beneath Concrete Flatwork		Sand	Sand equivalent of not less than 30.
Trench Zone	From 12" (300 mm) below pavement subgrade or ground surface to 12" (300 mm) above top of pipe or box	6" (150 mm)	
Deep Trench Zone (Trenches 3' (0.9 m) wide or wider)	From 60" (1.5 m) below finished surface to 12" (300 mm) above top of pipe or box	Rocks up to 12" (300 mm) excavated from trench may be placed as backfill	
Pipe Zone	From 12" (300 mm) above top of pipe or box to 6" (150 mm) below bottom of pipe or box exterior	2.5" (63 mm)	Sand equivalent of not less than 30 or a coefficient of permeability greater than 1-½ inches/hour (35 mm per hour).
Overexcavation	Backfill more than 6" (150 mm) below bottom of pipe or box exterior	6" (150 mm)	Sand equivalent of not less than 30 or a coefficient of permeability greater than 1-½ inches/hour (35 mm per hour). Trench backfill slurry (100-E-100) per 201-1 may also be used.

SECTION 302 – ROADWAY SURFACING

302-4.12.2.1 General. To the "WHITEBOOK", ADD the following:

3. When Type I or Type II slurry is to be applied over Type II or Type III slurry, corrective action in accordance with 302-4.11.1.2, "Reduction in Payment Based on WTAT" such as reductions in payment, non-payment, or removal of material not meeting specifications, as directed by the Engineer, shall be executed prior to the application of the surface material.

302-4.12.4 Measurement and Payment. To the "WHITEBOOK", item 2, Bid Description Table, ADD the following:

BID DESCRIPTION	UNIT
Rubber Polymer Modified Slurry (RPMS) Type I Over Type II and Striping	SF

302-7.4 Payment. To the "WHITEBOOK", item 1, last sentence, DELETE in its entirety and SUBSTITUTE with the following:

Payment shall not be made for additional fabric for overlapped areas.

SECTION 304 – METAL FABRICATION AND CONSTRUCTION

304-5 PAYMENT. To the "WHITEBOOK", REVISE section "304-5" to "304-6".

SECTION 306 – OPEN TRENCH CONDUIT CONSTRUCTION

306-1 General. To the "GREENBOOK", ADD the following:

Build the Project in accordance with the water high-lining phasing shown on the Exhibits and in phases as follows:

1. Phases are called out on Sheet 30 & 31-D of AC Water Group 1025 Exhibits. See **Appendix L**.

306-7.8.2.1 General. To the "WHITEBOOK", item 2, ADD the following:

- a) Specified test pressure for Class 305 pipe shall be 200 psi.

306-15.2 Shoring and Bracing. To the "WHITEBOOK", DELETE in its entirety and SUBSTITUTE with the following:

1. The Bid Item for "Trench Shoring" shall include full compensation for furnishing, installing, maintaining, and removing all sheeting, shoring, or

bracing for any conditions encountered that require shoring including the preparation of engineered Shoring Plans in accordance with 7-10.4.2.2, "Shoring Plan". No additional payment shall be made.

SECTION 700 - MATERIALS

700-9.1 Pedestrian Barricade. To the "WHITEBOOK", DELETE in its entirety and SUBSTITUTE with the following:

1. Pedestrian barricades shall be constructed in accordance with the City of San Diego Standard Drawing SDE-103, "Pedestrian Barricade".
2. Curb ramp barricades shall be constructed in accordance with the City of San Diego Standard Drawing SDG-140, "Curb Ramp Barricade".
3. Assembly shall be commercial quality galvanized material.

SECTION 701 - CONSTRUCTION

701-2 PAYMENT. To the "WHITEBOOK", ADD the following:

19. The payment for Pedestrian Barricades shall be included in the Bid item for each "Pedestrian Barricade".
20. The payment for Curb Ramp Barricades shall be included in the Bid item for each "Curb Ramp Barricade".

SECTION 900 - MATERIALS

900-1.2 Payment. To the "WHITEBOOK", item 2, DELETE in its entirety and SUBSTITUTE with the following:

2. The Payment for your high-lining materials (fittings, valves, and hardware), including delivery and unloading, shall be paid for under the linear foot Bid item "Furnished Materials for Contractor High-line Work".

SECTION 901 - INSTALLATION AND CONNECTION

901-2.5 Payment. To the "WHITEBOOK", item 3, DELETE in its entirety and SUBSTITUTE with the following:

3. Traffic control, saw cutting the trench area, trench caps, and other spot repairs in the vicinity of the disturbed area at each restored connection shall be included in the square foot Bid item for "Pavement Restoration for Final Connection". Asphalt overlay and slurry seal Work shall be paid for under separate Bid items.

**EQUAL OPPORTUNITY CONTRACTING PROGRAM (EOCP) SECTION A – GENERAL
REQUIREMENTS**

- 4.1 Nondiscrimination in Contracting Ordinance.** To the “WHITEBOOK”, subsection 4.1.1, paragraph (2), sentence (1), DELETE in its entirety and SUBSTITUTE with the following:

You shall not discriminate on the basis of race, gender, gender expression, gender identity, religion, national origin, ethnicity, sexual orientation, age, or disability in the solicitation, selection, hiring, or treatment of subcontractors, vendors, or suppliers.

END OF SUPPLEMENTARY SPECIAL PROVISIONS (SSP)

SUPPLEMENTARY SPECIAL PROVISIONS

APPENDICES

APPENDIX A
NOTICE OF EXEMPTION

expansion of use beyond that existing at the time of the lead agency's determination (i.e. repair of existing water services and sewer laterals, and rehabilitation of sewer manholes); 15302(c), which allows for the replacement or reconstruction of existing structures where the new structure will be located on the same site as the structure replaced and will have substantially the same purpose (i.e. pipeline replacement); 15303(d), which allows for minor public alterations in condition of land (i.e. trenching and backfilling where the surface is restored); and where the exceptions listed in Section 15300.2 would not apply.


Lead Agency Contact Person: Natalie de Freitas

Telephone: (619) 533-4603

If filed by applicant

1. Attach certified document of exemption finding
2. Has a notice of exemption been filed by the public agency approving the project?
 Yes No

It is hereby certified that the City of San Diego has determined the above activity to be exempt from CEQA



Carrie Purcell/Principal Planner

9/23/16
Date

Check One:

Signed By Lead Agency

Date Received for Filing with County Clerk or OPR:

Signed by Applicant

APPENDIX B
FIRE HYDRANT METER PROGRAM

CITY OF SAN DIEGO CALIFORNIA DEPARTMENT INSTRUCTIONS	NUMBER DI 55.27	DEPARTMENT Water Department
SUBJECT FIRE HYDRANT METER PROGRAM (FORMERLY: CONSTRUCTION METER PROGRAM)	PAGE 1 OF 10	EFFECTIVE DATE October 15, 2002
	SUPERSEDES DI 55.27	DATED April 21, 2000

1. **PURPOSE**

- 1.1 To establish a Departmental policy and procedure for issuance, proper usage and charges for fire hydrant meters.

2. **AUTHORITY**

- 2.1 All authorities and references shall be current versions and revisions.
- 2.2 San Diego Municipal Code (NC) Chapter VI, Article 7, Sections 67.14 and 67.15
- 2.3 Code of Federal Regulations, Safe Drinking Water Act of 1986
- 2.4 California Code of Regulations, Titles 17 and 22
- 2.5 California State Penal Code, Section 498B.0
- 2.6 State of California Water Code, Section 110, 500-6, and 520-23
- 2.7 Water Department Director

Reference

- 2.8 State of California Guidance Manual for Cross Connection Programs
- 2.9 American Water Works Association Manual M-14, Recommended Practice for Backflow Prevention
- 2.10 American Water Works Association Standards for Water Meters
- 2.11 U.S.C. Foundation for Cross Connection Control and Hydraulic Research Manual

3. **DEFINITIONS**

- 3.1 **Fire Hydrant Meter:** A portable water meter which is connected to a fire hydrant for the purpose of temporary use. (These meters are sometimes referred to as Construction Meters.)

CITY OF SAN DIEGO CALIFORNIA DEPARTMENT INSTRUCTIONS	NUMBER DI 55.27	DEPARTMENT Water Department
SUBJECT FIRE HYDRANT METER PROGRAM (FORMERLY: CONSTRUCTION METER PROGRAM)	PAGE 2 OF 10	EFFECTIVE DATE October 15, 2002
	SUPERSEDES DI 55.27	DATED April 21, 2000

3.2 **Temporary Water Use:** Water provided to the customer for no longer than twelve (12) months.

3.3 **Backflow Preventor:** A Reduced Pressure Principal Assembly connected to the outlet side of a Fire Hydrant Meter.

4. **POLICY**

4.1 The Water Department shall collect a deposit from every customer requiring a fire hydrant meter and appurtenances prior to providing the meter and appurtenances (see Section 7.1 regarding the Fees and Deposit Schedule). The deposit is refundable upon the termination of use and return of equipment and appurtenances in good working condition.

4.2 Fire hydrant meters will have a 2 ½" swivel connection between the meter and fire hydrant. The meter shall not be connected to the 4" port on the hydrant. All Fire Hydrant Meters issued shall have a Reduced Pressure Principle Assembly (RP) as part of the installation. Spanner wrenches are the only tool allowed to turn on water at the fire hydrant.

4.3 The use of private hydrant meters on City hydrants is prohibited, with exceptions as noted below. All private fire hydrant meters are to be phased out of the City of San Diego. All customers who wish to continue to use their own fire hydrant meters must adhere to the following conditions:

a. Meters shall meet all City specifications and American Water Works Association (AWWA) standards.

b. Customers currently using private fire hydrant meters in the City of San Diego water system will be allowed to continue using the meter under the following conditions:

1. The customer must submit a current certificate of accuracy and calibration results for private meters and private backflows annually to the City of San Diego, Water Department, Meter Shop.

CITY OF SAN DIEGO CALIFORNIA DEPARTMENT INSTRUCTIONS	NUMBER DI 55.27	DEPARTMENT Water Department
SUBJECT FIRE HYDRANT METER PROGRAM (FORMERLY: CONSTRUCTION METER PROGRAM)	PAGE 3 OF 10	EFFECTIVE DATE October 15, 2002
	SUPERSEDES DI 55.27	DATED April 21, 2000

2. The meter must be properly identifiable with a clearly labeled serial number on the body of the fire hydrant meter. The serial number shall be plainly stamped on the register lid and the main casing. Serial numbers shall be visible from the top of the meter casing and the numbers shall be stamped on the top of the inlet casing flange.
3. All meters shall be locked to the fire hydrant by the Water Department, Meter Section (see Section 4.7).
4. All meters shall be read by the Water Department, Meter Section (see Section 4.7).
5. All meters shall be relocated by the Water Department, Meter Section (see Section 4.7).
6. These meters shall be tested on the anniversary of the original test date and proof of testing will be submitted to the Water Department, Meter Shop, on a yearly basis. If not tested, the meter will not be allowed for use in the City of San Diego.
7. All private fire hydrant meters shall have backflow devices attached when installed.
8. The customer must maintain and repair their own private meters and private backflows.
9. The customer must provide current test and calibration results to the Water Department, Meter Shop after any repairs.
10. When private meters are damaged beyond repair, these private meters will be replaced by City owned fire hydrant meters.

CITY OF SAN DIEGO CALIFORNIA DEPARTMENT INSTRUCTIONS	NUMBER DI 55.27	DEPARTMENT Water Department
SUBJECT FIRE HYDRANT METER PROGRAM (FORMERLY: CONSTRUCTION METER PROGRAM)	PAGE 4 OF 10	EFFECTIVE DATE October 15, 2002
	SUPERSEDES DI 55.27	DATED April 21, 2000

11. When a private meter malfunctions, the customer will be notified and the meter will be removed by the City and returned to the customer for repairs. Testing and calibration results shall be given to the City prior to any re-installation.
 12. The register shall be hermetically sealed straight reading and shall be readable from the inlet side. Registration shall be in hundred cubic feet.
 13. The outlet shall have a 2 ½ "National Standards Tested (NST) fire hydrant male coupling.
 14. Private fire hydrant meters shall not be transferable from one contracting company to another (i.e. if a company goes out of business or is bought out by another company).
- 4.4 All fire hydrant meters and appurtenances shall be installed, relocated and removed by the City of San Diego, Water Department. All City owned fire hydrant meters and appurtenances shall be maintained by the City of San Diego, Water Department, Meter Services.
- 4.5 If any fire hydrant meter is used in violation of this Department Instruction, the violation will be reported to the Code Compliance Section for investigation and appropriate action. Any customer using a fire hydrant meter in violation of the requirements set forth above is subject to fines or penalties pursuant to the Municipal Code, Section 67.15 and Section 67.37.
- 4.6 **Conditions and Processes for Issuance of a Fire Hydrant Meter**
- Process for Issuance
- a. Fire hydrant meters shall only be used for the following purposes:
 1. Temporary irrigation purposes not to exceed one year.

CITY OF SAN DIEGO CALIFORNIA DEPARTMENT INSTRUCTIONS	NUMBER DI 55.27	DEPARTMENT Water Department
SUBJECT FIRE HYDRANT METER PROGRAM (FORMERLY: CONSTRUCTION METER PROGRAM)	PAGE 5 OF 10	EFFECTIVE DATE October 15, 2002
	SUPERSEDES DI 55.27	DATED April 21, 2000

2. Construction and maintenance related activities (see Tab 2).
 - b. No customer inside or outside the boundaries of the City of San Diego Water Department shall resell any portion of the water delivered through a fire hydrant by the City of San Diego Water Department.
 - c. The City of San Diego allows for the issuance of a temporary fire hydrant meter for a period not to exceed 12 months (365 days). An extension can only be granted in writing from the Water Department Director for up to 90 additional days. A written request for an extension by the consumer must be submitted at least 30 days prior to the 12 month period ending. No extension shall be granted to any customer with a delinquent account with the Water Department. No further extensions shall be granted.
 - d. Any customer requesting the issuance of a fire hydrant meter shall file an application with the Meter Section. The customer must complete a "Fire Hydrant Meter Application" (Tab 1) which includes the name of the company, the party responsible for payment, Social Security number and/or California ID, requested location of the meter (a detailed map signifying an exact location), local contact person, local phone number, a contractor's license (or a business license), description of specific water use, duration of use at the site and full name and address of the person responsible for payment.
 - e. At the time of the application the customer will pay their fees according to the schedule set forth in the Rate Book of Fees and Charges, located in the City Clerk's Office. All fees must be paid by check, money order or cashiers check, made payable to the City Treasurer. Cash will not be accepted.
 - f. No fire hydrant meters shall be furnished or relocated for any customer with a delinquent account with the Water Department.
 - g. After the fees have been paid and an account has been created, the

CITY OF SAN DIEGO CALIFORNIA DEPARTMENT INSTRUCTIONS	NUMBER DI 55.27	DEPARTMENT Water Department
SUBJECT FIRE HYDRANT METER PROGRAM (FORMERLY: CONSTRUCTION METER PROGRAM)	PAGE 6 OF 10	EFFECTIVE DATE October 15, 2002
	SUPERSEDES DI 55.27	DATED April 21, 2000

meter shall be installed within 48 hours (by the second business day). For an additional fee, at overtime rates, meters can be installed within 24 hours (within one business day).

4.7 Relocation of Existing Fire Hydrant Meters .

- a. The customer shall call the Fire Hydrant Meter Hotline (herein referred to as "Hotline"), a minimum of 24 hours in advance, to request the relocation of a meter. A fee will be charged to the existing account, which must be current before a work order is generated for the meter's relocation.
- b. The customer will supply in writing the address where the meter is to be relocated (map page, cross street, etc). The customer must update the original Fire Hydrant Meter Application with any changes as it applies to the new location.
- c. Fire hydrant meters shall be read on a monthly basis. While fire hydrant meters and backflow devices are in service, commodity, base fee and damage charges, if applicable, will be billed to the customer on a monthly basis. If the account becomes delinquent, the meter will be removed.

4.8 Disconnection of Fire Hydrant Meter

- a. After ten (10) months a "Notice of Discontinuation of Service" (Tab 3) will be issued to the site and the address of record to notify the customer of the date of discontinuance of service. An extension can only be granted in writing from the Water Department Director for up to 90 additional days (as stated in Section 4.6C) and a copy of the extension shall be forwarded to the Meter Shop Supervisor. If an extension has not been approved, the meter will be removed after twelve (12) months of use.
- b. Upon completion of the project the customer will notify the Meter Services office via the Hotline to request the removal of the fire hydrant meter and appurtenances. A work order will be generated

CITY OF SAN DIEGO CALIFORNIA DEPARTMENT INSTRUCTIONS	NUMBER DI 55.27	DEPARTMENT Water Department
SUBJECT FIRE HYDRANT METER PROGRAM (FORMERLY: CONSTRUCTION METER PROGRAM)	PAGE 7 OF 10	EFFECTIVE DATE October 15, 2002
	SUPERSEDES DI 55.27	DATED April 21, 2000

for removal of the meter.

- c. Meter Section staff will remove the meter and backflow prevention assembly and return it to the Meter Shop. Once returned to the Meter Shop the meter and backflow will be tested for accuracy and functionality.
- d. Meter Section Staff will contact and notify Customer Services of the final read and any charges resulting from damages to the meter and backflow or its appurtenance. These charges will be added on the customer's final bill and will be sent to the address of record. Any customer who has an outstanding balance will not receive additional meters.
- e. Outstanding balances due may be deducted from deposits and any balances refunded to the customer. Any outstanding balances will be turned over to the City Treasurer for collection. Outstanding balances may also be transferred to any other existing accounts.

5. **EXCEPTIONS**

- 5.1 Any request for exceptions to this policy shall be presented, in writing, to the Customer Support Deputy Director, or his/her designee for consideration.

6. **MOBILE METER**

- 6.1 Mobile meters will be allowed on a case by case basis. All mobile meters will be protected by an approved backflow assembly and the minimum requirement will be a Reduced Pressure Principal Assembly. The two types of Mobile Meters are vehicle mounted and floating meters. Each style of meters has separate guidelines that shall be followed for the customer to retain service and are described below:
 - a) **Vehicle Mounted Meters:** Customer applies for and receives a City owned Fire Hydrant Meter from the Meter Shop. The customer mounts the meter on the vehicle and brings it to the Meter Shop for

CITY OF SAN DIEGO CALIFORNIA DEPARTMENT INSTRUCTIONS	NUMBER DI 55.27	DEPARTMENT Water Department
SUBJECT FIRE HYDRANT METER PROGRAM (FORMERLY: CONSTRUCTION METER PROGRAM)	PAGE 8 OF 10	EFFECTIVE DATE October 15, 2002
	SUPERSEDES DI 55.27	DATED April 21, 2000

inspection. After installation is approved by the Meter Shop the vehicle and meter shall be brought to the Meter Shop on a monthly basis for meter reading and on a quarterly basis for testing of the backflow assembly. Meters mounted at the owner's expense shall have the one year contract expiration waived and shall have meter or backflow changed if either fails.

b) **Floating Meters:** Floating Meters are meters that are not mounted to a vehicle. **(Note: All floating meters shall have an approved backflow assembly attached.)** The customer shall submit an application and a letter explaining the need for a floating meter to the Meter Shop. The Fire Hydrant Meter Administrator, after a thorough review of the needs of the customer, (i.e. number of jobsites per day, City contract work, lack of mounting area on work vehicle, etc.), may issue a floating meter. At the time of issue, it will be necessary for the customer to complete and sign the "Floating Fire Hydrant Meter Agreement" which states the following:

- 1) The meter will be brought to the Meter Shop at 2797 Caminito Chollas, San Diego on the third week of each month for the monthly read by Meter Shop personnel.
- 2) Every other month the meter will be read and the backflow will be tested. This date will be determined by the start date of the agreement.

If any of the conditions stated above are not met the Meter Shop has the right to cancel the contract for floating meter use and close the account associated with the meter. The Meter Shop will also exercise the right to refuse the issuance of another floating meter to the company in question.

Any Fire Hydrant Meter using reclaimed water shall not be allowed use again with any potable water supply. The customer shall incur the cost of replacing the meter and backflow device in this instance.

CITY OF SAN DIEGO CALIFORNIA DEPARTMENT INSTRUCTIONS	NUMBER DI 55.27	DEPARTMENT Water Department
SUBJECT FIRE HYDRANT METER PROGRAM (FORMERLY: CONSTRUCTION METER PROGRAM)	PAGE 9 OF 10	EFFECTIVE DATE October 15, 2002
	SUPERSEDES DI 55.27	DATED April 21, 2000

7. FEE AND DEPOSIT SCHEDULES

7.1 **Fees and Deposit Schedules:** The fees and deposits, as listed in the Rate Book of Fees and Charges, on file with the Office of the City Clerk, are based on actual reimbursement of costs of services performed, equipment and materials. These deposits and fees will be amended, as needed, based on actual costs. Deposits, will be refunded at the end of the use of the fire hydrant meter, upon return of equipment in good working condition and all outstanding balances on account are paid. Deposits can also be used to cover outstanding balances.

All fees for equipment, installation, testing, relocation and other costs related to this program are subject to change without prior notification. The Mayor and Council will be notified of any future changes.

8. UNAUTHORIZED USE OF WATER FROM A HYDRANT

8.1 Use of water from any fire hydrant without a properly issued and installed fire hydrant meter is theft of City property. Customers who use water for unauthorized purposes or without a City of San Diego issued meter will be prosecuted.

8.2 If any unauthorized connection, disconnection or relocation of a fire hydrant meter, or other connection device is made by anyone other than authorized Water Department personnel, the person making the connection will be prosecuted for a violation of San Diego Municipal Code, Section 67.15. In the case of a second offense, the customer's fire hydrant meter shall be confiscated and/or the deposit will be forfeited.

8.3 Unauthorized water use shall be billed to the responsible party. Water use charges shall be based on meter readings, or estimates when meter readings are not available.

8.4 In case of unauthorized water use, the customer shall be billed for all applicable charges as if proper authorization for the water use had been obtained, including but not limited to bi-monthly service charges, installation charges and removal charges.

CITY OF SAN DIEGO CALIFORNIA DEPARTMENT INSTRUCTIONS	NUMBER DI 55.27	DEPARTMENT Water Department
SUBJECT FIRE HYDRANT METER PROGRAM (FORMERLY: CONSTRUCTION METER PROGRAM)	PAGE 10 OF 10	EFFECTIVE DATE October 15, 2002
	SUPERSEDES DI 55.27	DATED April 21, 2000

8.5 If damage occurs to Water Department property (i.e. fire hydrant meter, backflow, various appurtenances), the cost of repairs or replacements will be charged to the customer of record (applicant).

**Larry Gardner
Water Department Director**

- Tabs: 1. Fire Hydrant Meter Application
2. Construction & Maintenance Related Activities With No Return To Sewer
3. Notice of Discontinuation of Service

APPENDIX

Administering Division: Customer Support Division

Subject Index: Construction Meters
Fire Hydrant
Fire Hydrant Meter Program
Meters, Floating or Vehicle Mounted
Mobile Meter
Program, Fire Hydrant Meter

Distribution: DI Manual Holders



Application for Fire Hydrant Meter (EXHIBIT A)

(For Office Use Only)

NS REQ	FAC#
DATE	BY

METER SHOP (619) 527-7449

Meter Information

Application Date	Requested Install Date:
------------------	-------------------------

Fire Hydrant Location: (Attach Detailed Map//Thomas Bros. Map Location or Construction drawing.) Zip:	T.B.	G.B. (CITY USE)
Specific Use of Water:		
Any Return to Sewer or Storm Drain, if so, explain:		
Estimated Duration of Meter Use:		Check Box If Reclaimed Water

Company Information

Company Name:			
Mailing Address:			
City:	State:	Zip:	Phone: ()
*Business license#		*Contractor license#	
A Copy of the Contractor's license OR Business License is required at the time of meter issuance.			
Name and Title of Billing Agent: <small>(PERSON IN ACCOUNTS PAYABLE)</small>			Phone: ()
Site Contact Name and Title:			Phone: ()
Responsible Party Name:			Title:
Cal ID#			Phone: ()
Signature:		Date:	
Guarantees Payment of all Charges Resulting from the use of this Meter. Insures that employees of this Organization understand the proper use of Fire Hydrant Meter			

Fire Hydrant Meter Removal Request	Requested Removal Date:	
Provide Current Meter Location if Different from Above:		
Signature:	Title:	Date:
Phone: ()	Pager: ()	

<input type="checkbox"/> City Meter	<input type="checkbox"/> Private Meter	
Contract Acct #:	Deposit Amount: \$ 936.00	Fees Amount: \$ 62.00
Meter Serial #	Meter Size: 05	Meter Make and Style: 6-7
Backflow #	Backflow Size:	Backflow Make and Style:
Name:	Signature:	Date:

WATER USES WITHOUT ANTICIPATED CHARGES FOR RETURN TO SEWER

Auto Detailing
Backfilling
Combination Cleaners (Vactors)
Compaction
Concrete Cutters
Construction Trailers
Cross Connection Testing
Dust Control
Flushing Water Mains
Hydro Blasting
Hydro Seeing
Irrigation (for establishing irrigation only; not continuing irrigation)
Mixing Concrete
Mobile Car Washing
Special Events
Street Sweeping
Water Tanks
Water Trucks
Window Washing

Note:

1. If there is any return to sewer or storm drain, then sewer and/or storm drain fees will be charges.

Date

Name of Responsible Party
Company Name and Address
Account Number: _____

Subject: Discontinuation of Fire Hydrant Meter Service

Dear Water Department Customer:

The authorization for use of Fire Hydrant Meter # _____, located at (*Meter Location Address*) ends in 60 days and will be removed on or after (*Date Authorization Expires*). Extension requests for an additional 90 days must be submitted in writing for consideration 30 days prior to the discontinuation date. If you require an extension, please contact the Water Department, or mail your request for an extension to:

City of San Diego
Water Department
Attention: Meter Services
2797 Caminito Chollas
San Diego, CA 92105-5097

Should you have any questions regarding this matter, please call the Fire Hydrant Hotline at (619) _____ - _____.

Sincerely,

Water Department

APPENDIX C

MATERIALS TYPICALLY ACCEPTED BY CERTIFICATE OF COMPLIANCE

Materials Typically Accepted by Certificate of Compliance

1. Soil amendment
2. Fiber mulch
3. PVC or PE pipe up to 16 inch diameter
4. Stabilizing emulsion
5. Lime
6. Preformed elastomeric joint seal
7. Plain and fabric reinforced elastomeric bearing pads
8. Steel reinforced elastomeric bearing pads
9. Waterstops (Special Condition)
10. Epoxy coated bar reinforcement
11. Plain and reinforcing steel
12. Structural steel
13. Structural timber and lumber
14. Treated timber and lumber
15. Lumber and timber
16. Aluminum pipe and aluminum pipe arch
17. Corrugated steel pipe and corrugated steel pipe arch
18. Structural metal plate pipe arches and pipe arches
19. Perforated steel pipe
20. Aluminum underdrain pipe
21. Aluminum or steel entrance tapers, pipe downdrains, reducers, coupling bands and slip joints
22. Metal target plates
23. Paint (traffic striping)
24. Conductors
25. Painting of electrical equipment
26. Electrical components
27. Engineering fabric
28. Portland Cement
29. PCC admixtures
30. Minor concrete, asphalt
31. Asphalt (oil)
32. Liquid asphalt emulsion
33. Epoxy

APPENDIX D

SAMPLE CITY INVOICE

City of San Diego, Field Engineering Div., 9485 Aero Drive, SD CA 92123		Contractor's Name:	
Project Name:		Contractor's Address:	
Work Order No or Job Order No.			
City Purchase Order No.		Contractor's Phone #:	Invoice No.
Resident Engineer (RE):		Contractor's fax #:	Invoice Date:
RE Phone#:	Fax#:	Contact Name:	Billing Period: (to

Item #	Item Description	Contract Authorization				Previous Totals To Date		This Estimate		Totals to Date	
		Unit	Price	Qty	Extension	%/QTY	Amount	% / QTY	Amount	% / QTY	Amount
1					\$ -		\$ -		\$ -	0.00%	\$ -
2					\$ -		\$ -		\$ -	0.00%	\$ -
3					\$ -		\$ -		\$ -	0.00%	\$ -
4					\$ -		\$ -		\$ -	0.00%	\$ -
5					\$ -		\$ -		\$ -	0.00%	\$ -
6					\$ -		\$ -		\$ -	0.00%	\$ -
7					\$ -		\$ -		\$ -	0.00%	\$ -
8					\$ -		\$ -		\$ -	0.00%	\$ -
9					\$ -		\$ -		\$ -	0.00%	\$ -
10					\$ -		\$ -		\$ -	0.00%	\$ -
11					\$ -		\$ -		\$ -	0.00%	\$ -
12					\$ -		\$ -		\$ -	0.00%	\$ -
13					\$ -		\$ -		\$ -	0.00%	\$ -
14					\$ -		\$ -		\$ -	0.00%	\$ -
15					\$ -		\$ -		\$ -	0.00%	\$ -
16					\$ -		\$ -		\$ -	0.00%	\$ -
17	Field Orders				\$ -		\$ -		\$ -	0.00%	\$ -
18					\$ -		\$ -		\$ -	0.00%	\$ -
	CHANGE ORDER No.				\$ -		\$ -		\$ -	0.00%	\$ -
					\$ -		\$ -		\$ -	0.00%	\$ -
Total Authorized Amount (including approved Change Order)					\$ -		\$ -		\$ -	Total Billed	\$ -

SUMMARY

A. Original Contract Amount	\$ -
B. Approved Change Order #00 Thru #00	\$ -
C. Total Authorized Amount (A+B)	\$ -
D. Total Billed to Date	\$ -
E. Less Total Retention (5% of D)	\$ -
F. Less Total Previous Payments	\$ -
G. Payment Due Less Retention	\$0.00
H. Remaining Authorized Amount	\$0.00

I certify that the materials
**have been received by me in
the quality and quantity specified**

Resident Engineer

Construction Engineer

Retention and/or Escrow Payment Schedule

Total Retention Required as of this billing (Item E)	\$0.00
Previous Retention Withheld in PO or in Escrow	\$0.00
Add'l Amt to Withhold in PO/Transfer in Escrow:	\$0.00
Amt to Release to Contractor from PO/Escrow:	

Contractor Signature and Date: _____

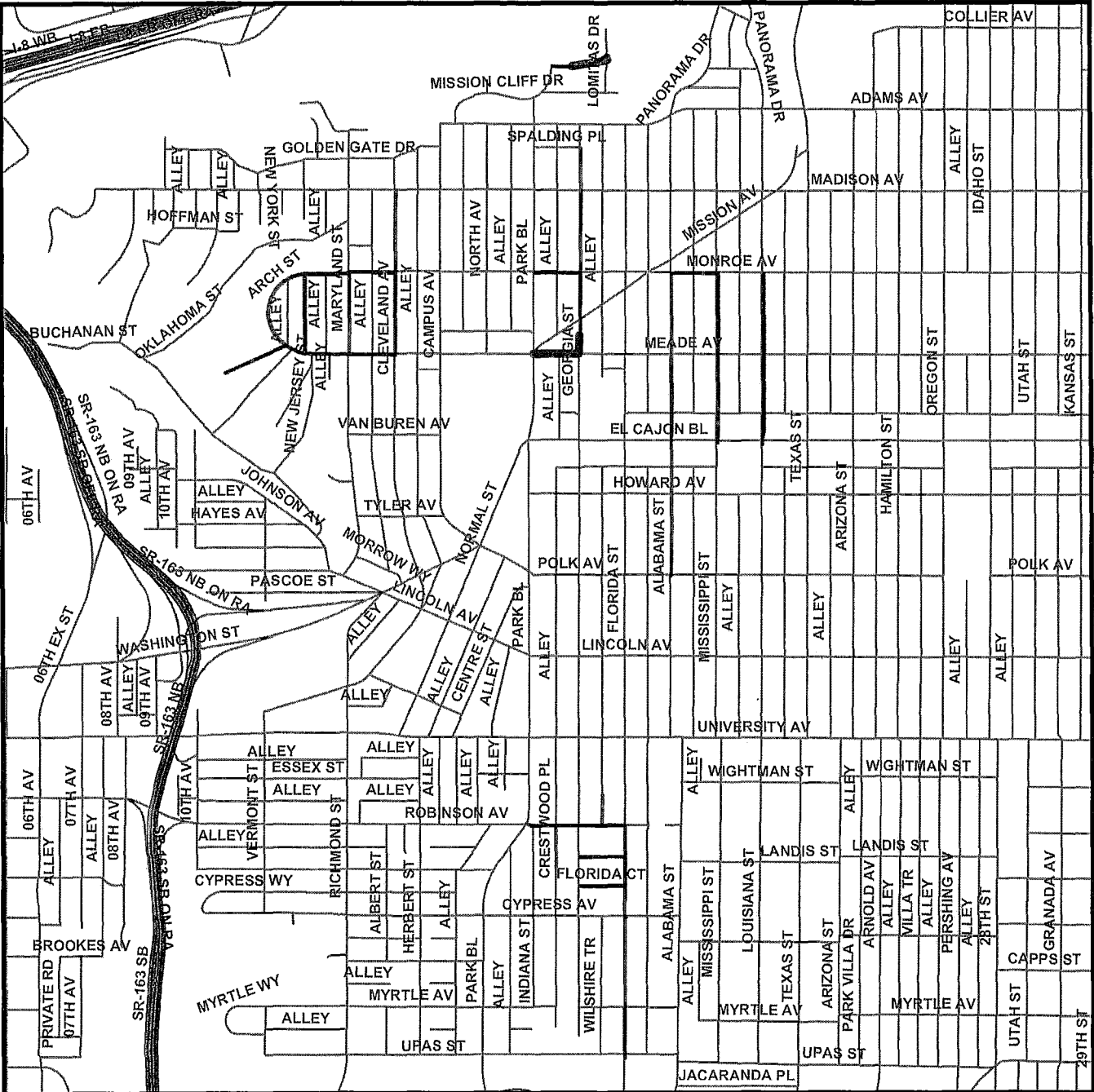
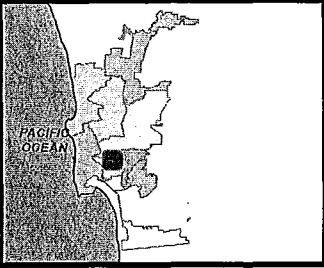
APPENDIX E
LOCATION MAP

The City of
SAN DIEGO Public Works
 AC Water & Sewer 1025

SENIOR ENGINEER
 Andrea Demich
 (619)533-5126

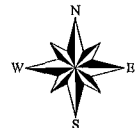
PROJECT MANAGER
 Bijan Shakiba
 (619) 533-5191

PROJECT ENGINEER
 Azin Nour
 (619)533-5227



Legend

- AC Water Replacement
- Sewer Replacement
- New Sewer Main



THIS MAP/DATA IS PROVIDED WITHOUT WARRANTY OF ANY KIND, EITHER EXPRESS OR IMPLIED, INCLUDING, BUT NOT LIMITED TO, THE IMPLIED WARRANTIES OR MERCHANTABILITY AND FITNESS FOR A PARTICULAR PURPOSE. Note: This product may contain information reproduced with permission granted by RAND McNALLY & COMPANY to SanGIS. This map is copyrighted by RAND McNALLY & COMPANY. It is unlawful to copy or reproduce all or any part thereof, whether for personal use or resale, without the prior, written permission of RAND McNALLY & COMPANY.

APPENDIX F
ADJACENT PROJECTS

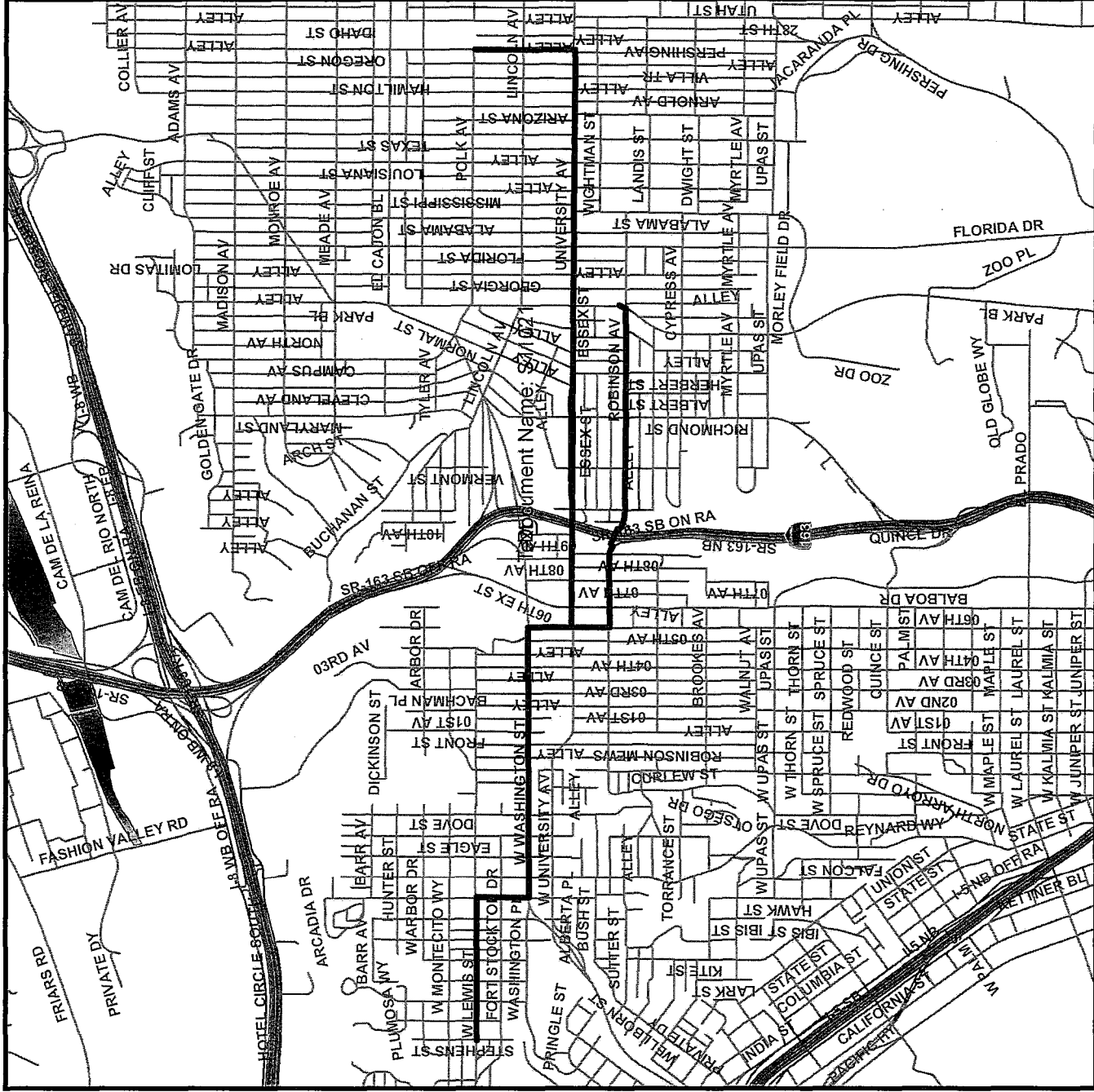

University Avenue Pipeline Replacement

SENIOR ENGINEER
 IRAJ ASGHARZADEH
 (619) 533-5105

PROJECT ENGINEER
 FRANCISCO BORDON
 (619) 533-6625

PROJECT MANAGER
 MIKE BAJOUA
 (619) 533-4628

CONSTRUCTION PROJECT
 INFORMATION LINE
 (619) 533-4207



Legend

— UNIVERSITY AVENUE PIPELINE REPLACEMENT



No Scale

COMMUNITY NAME: Hillcrest, North Park

University Heights, Uptown Water & Sewer Group 1025

Date: SEPTEMBER 16, 2014



COUNCIL DISTRICT 3

SAP ID: S11021 (W)

77 | Page



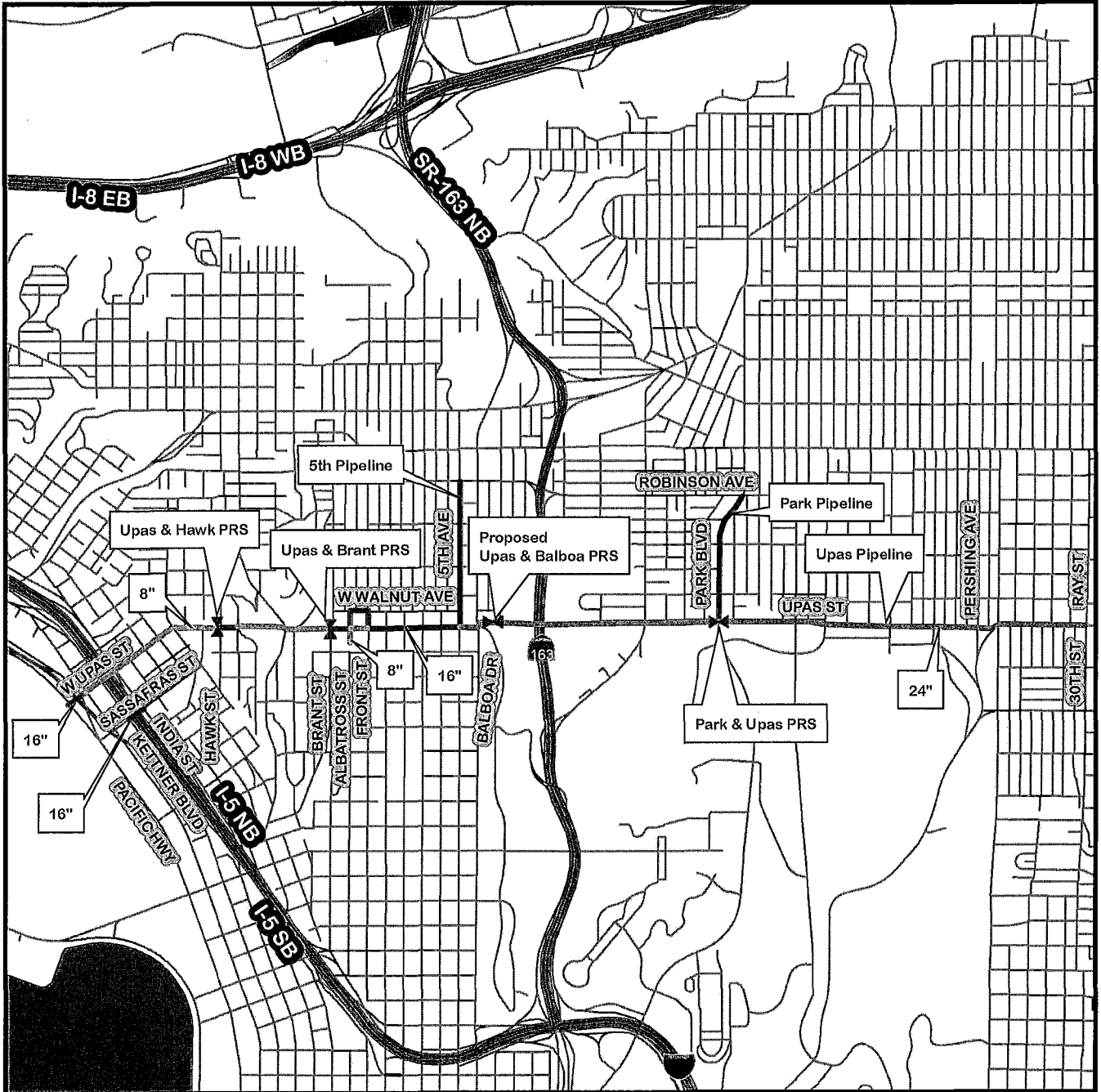
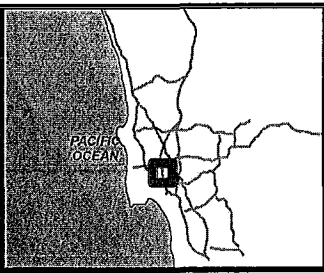
THIS MAP/DATA IS PROVIDED WITHOUT WARRANTY OF ANY KIND, EITHER EXPRESS OR IMPLIED, INCLUDING, BUT NOT LIMITED TO, THE IMPLIED WARRANTIES OR MERCHANTABILITY AND FITNESS FOR A PARTICULAR PURPOSE. Note: This product may contain information from the SANDAG Regional Information System which cannot be reproduced without the written permission of SANDAG. This product may contain information reproduced with permission granted by RAND MCNALLY & COMPANY® to SanGIS. This map is copyrighted by RAND MCNALLY & COMPANY®. It is unlawful to copy or reproduce all or any part thereof, whether for personal use or resale, without the prior, written permission of RAND MCNALLY & COMPANY.

UPAS STREET PIPELINE REPLACEMENT PROJECT

SENIOR ENGINEER
IRAJ ASGHARZADEH
(619) 533-5105

PROJECT MANAGER
ALICE ALTES
(619) 533-4105

CONSTRUCTION PROJECT
INFORMATION LINE
619-533-4207



Legend

- Abandon Pipe
- Install 24" Pipe
- Install 16" Pipe
- Install 12" Pipe
- Install 8" Pipe
- Pressure Regulating Station



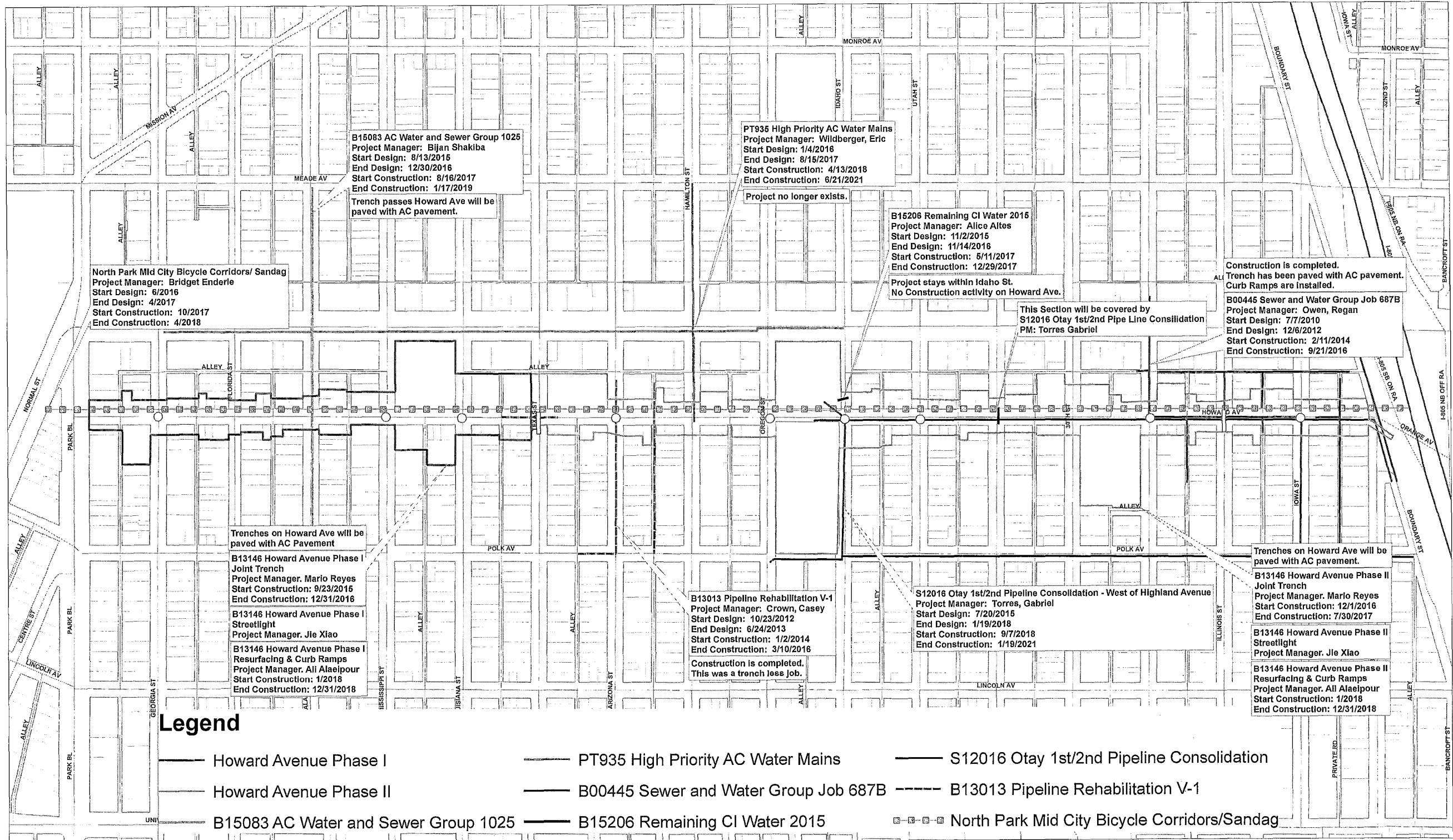
THIS MAP/DATA IS PROVIDED WITHOUT WARRANTY OF ANY KIND, EITHER EXPRESS OR IMPLIED, INCLUDING, BUT NOT LIMITED TO, THE IMPLIED WARRANTIES OR MERCHANTABILITY AND FITNESS FOR A PARTICULAR PURPOSE. Note: This product may contain information reproduced with permission from RAND MCNALLY & COMPANY. It is unlawful to copy or reproduce all or any part thereof, whether for personal use or resale, without the prior, written permission of RAND MCNALLY & COMPANY.



HOWARD AVENUE UNDERGROUND UTILITY DISTRICT

CONSTRUCTION BEGINS →

- Construction is completed. This was a trench less job.
- B13013 Pipeline Rehabilitation V-1
Project Manager: Crown, Casey
Start Design: 10/23/2012
End Design: 6/24/2013
Start Construction: 1/2/2014
End Construction: 3/10/2016
- Construction is completed. Trench has been paved with AC pavement. Curb ramps are installed.
- B00445 Sewer and Water Group Job 687B
Project Manager: Owen, Regan
Start Design: 7/7/2010
End Design: 12/6/2012
Start Construction: 2/11/2014
End Construction: 9/21/2016
- Trenches on Howard Ave will be paved with AC Pavement
- B13146 Howard Avenue Phase I Joint Trench
Project Manager: Mario Reyes
Start Construction: 9/23/2015
End Construction: 12/31/2016
- B13146 Howard Avenue Phase II Joint Trench
Project Manager: Mario Reyes
Start Construction: 12/1/2016
End Construction: 12/2017
- Construction stays within Idaho St. No activity on Howard Ave.
- B15206 Remaining CI Water 2015
Project Manager: Alice Altes
Start Design: 11/2/2015
End Design: 11/14/2016
Start Construction: 5/11/2017
End Construction: 12/29/2017
- Trench passing through Howard Ave will be paved with AC pavement.
- B15083 AC Water and Sewer Group 1025
Project Manager: Bijan Shakiba
Start Design: 8/13/2015
End Design: 12/30/2016
Start Construction: 8/16/2017
End Construction: 1/17/2019
- B13146 Howard Avenue Phase I StreetLight
Project Manager: Jie Xiao
- B13146 Howard Avenue Phase II StreetLight
Project Manager: Jie Xiao
- North Park Mid City Bicycle Corridors/ Sandag
Project Manager: Bridget Enderle
Start Design: 6/2016
End Design: 4/2017
Start Construction: 10/2017
End Construction: 4/2018
- B13146 Howard Avenue Phase I Resurfacing & Curb Ramps
Project Manager: Ali Alaelpour
Start Construction: 1/2018
End Construction: 12/31/2018
- Project no longer exists.
- PT935 High Priority AC Water Mains
Project Manager: Wildberger, Eric
Start Design: 1/4/2016
End Design: 8/15/2017
Start Construction: 4/13/2018
End Construction: 6/21/2021
- S12016 Otay 1st/2nd Pipeline Consolidation - West of Highland Avenue
Project Manager: Torres, Gabriel
Start Design: 7/20/2015
End Design: 1/19/2018
Start Construction: 9/7/2018
End Construction: 1/19/2021



Legend

- Howard Avenue Phase I
- Howard Avenue Phase II
- B15083 AC Water and Sewer Group 1025
- PT935 High Priority AC Water Mains
- B00445 Sewer and Water Group Job 687B
- B15206 Remaining CI Water 2015
- S12016 Otay 1st/2nd Pipeline Consolidation
- B13013 Pipeline Rehabilitation V-1
- North Park Mid City Bicycle Corridors/Sandag

APPENDIX G
HYDROSTATIC DISCHARGE FORM

Hydrostatic Discharge Requirements Certification (Discharge Events \geq 325,850 gpd)

All discharge activities related to this project comply with the Regional Water Quality Control Board (RWQCB) Order No. R9-2010-0003, General Permit for Discharges of Hydrostatic Test Water and Potable Water to Surface Water and Storm Drains as referenced by (http://www.waterboards.ca.gov/sandiego/board_decisions/adopted_orders/2010/R9-2010-0003.pdf), and as follows:

Discharged water has been dechlorinated to below <u>0.1 (mg/l)</u> level; and effluent has been maintained between <u>6 and 9 (pH)</u> based on:							Is Discharge Within Limits?		Comment/Action Taken
Event #	Discharge Date	Item Tested	Duration	Amount (gpd)	Description of the Proposed Discharge	Method and Test Result	YES	NO	
		Chlorine							
		pH							
		Chlorine							
		pH							
		Chlorine							
		pH							
		Chlorine							
		pH							

Qualified Personnel Conducting Tests (Print Name):

SAP No.(s):

***Signed:**

Project Name:

* By signing, I hereby certify and affirm under penalty of perjury that all of the statements and conditions for hydrostatic discharge events are correct.

Have any thresholds been exceeded? Per Order No. R9-2010-0003, would this be a reportable discharge and must be reported **within 24 hours** of the event? [Reportable discharge would include violation of maximum gallons per day, any upset which exceeds any effluent limit]

APPENDIX H
HAZARDOUS WASTE LABEL/FORMS

INCIDENT/RELEASE ASSESSMENT FORM ¹

If you have an emergency, Call 911

Handlers of hazardous materials are required to report releases. The following is a tool to be used for assessing if a release is reportable. Additionally, a non-reportable release incident form is provided to document why a release is not reported (see back).

<u>Questions for Incident Assessment:</u>	YES	NO
1. Was anyone killed or injured, or did they require medical care or admitted to a hospital for observation?	<input type="checkbox"/>	<input type="checkbox"/>
2. Did anyone, other than employees in the immediate area of the release, evacuate?	<input type="checkbox"/>	<input type="checkbox"/>
3. Did the release cause off-site damage to public or private property?	<input type="checkbox"/>	<input type="checkbox"/>
4. Is the release greater than or equal to a reportable quantity (RQ)?	<input type="checkbox"/>	<input type="checkbox"/>
5. Was there an uncontrolled or unpermitted release to the air?	<input type="checkbox"/>	<input type="checkbox"/>
6. Did an uncontrolled or unpermitted release escape secondary containment, or extend into any sewers, storm water conveyance systems, utility vaults and conduits, wetlands, waterways, public roads, or off site?	<input type="checkbox"/>	<input type="checkbox"/>
7. Will control, containment, decontamination, and/or clean up require the assistance of federal, state, county, or municipal response elements?	<input type="checkbox"/>	<input type="checkbox"/>
8. Was the release or threatened release involving an unknown material or contains an unknown hazardous constituent?	<input type="checkbox"/>	<input type="checkbox"/>
9. Is the incident a threatened release (a condition creating a substantial probability of harm that requires immediate action to prevent, reduce, or mitigate damages to persons, property, or the environment)?	<input type="checkbox"/>	<input type="checkbox"/>
10. Is there an increased potential for secondary effects including fire, explosion, line rupture, equipment failure, or other outcomes that may endanger or cause exposure to employees, the general public, or the environment?	<input type="checkbox"/>	<input type="checkbox"/>

If the answer is YES to any of the above questions – report the release to the California Office of Emergency Services at 800-852-7550 and the local CUPA daytime: (619) 338-2284, after hours: (858) 565-5255. Note: other state and federal agencies may require notification depending on the circumstances.

Call 911 in an emergency

If all answers are NO, complete a Non Reportable Release Incident Form (page 2 of 2) and keep readily available. Documenting why a “no” response was made to each question will serve useful in the event questions are asked in the future, and to justify not reporting to an outside regulatory agency.

If in doubt, report the release.

¹ This document is a guide for accessing when hazardous materials release reporting is required by Chapter 6.95 of the California Health and Safety Code. It does not replace good judgment, Chapter 6.95, or other state or federal release reporting requirements.

EMERGENCY RELEASE FOLLOW - UP NOTICE REPORTING FORM

A	BUSINESS NAME	FACILITY EMERGENCY CONTACT & PHONE NUMBER () -	
B	INCIDENT MO DAY YR DATE	TIME OES NOTIFIED (use 24 hr time)	OES CONTROL NO.
C	INCIDENT ADDRESS LOCATION	CITY / COMMUNITY	COUNTY ZIP
D	CHEMICAL OR TRADE NAME (print or type)		CAS Number
	CHECK IF CHEMICAL IS LISTED IN 40 CFR 355, APPENDIX A <input type="checkbox"/>	CHECK IF RELEASE REQUIRES NOTIFICATION UNDER 42 U.S.C. Section 9603 (a) <input type="checkbox"/>	
	PHYSICAL STATE CONTAINED <input type="checkbox"/> SOLID <input type="checkbox"/> LIQUID <input type="checkbox"/> GAS	PHYSICAL STATE RELEASED <input type="checkbox"/> SOLID <input type="checkbox"/> LIQUID <input type="checkbox"/> GAS	QUANTITY RELEASED
	ENVIRONMENTAL CONTAMINATION <input type="checkbox"/> AIR <input type="checkbox"/> WATER <input type="checkbox"/> GROUND <input type="checkbox"/> OTHER	TIME OF RELEASE	DURATION OF RELEASE ___DAYS ___HOURS ___MINUTES
E	ACTIONS TAKEN		
F	KNOWN OR ANTICIPATED HEALTH EFFECTS (Use the comments section for addition information)		
	<input type="checkbox"/> ACUTE OR IMMEDIATE (explain) _____		
	<input type="checkbox"/> CHRONIC OR DELAYED (explain) _____		
	<input type="checkbox"/> NOTKNOWN (explain) _____		
G	ADVICE REGARDING MEDICAL ATTENTION NECESSARY FOR EXPOSED INDIVIDUALS		
H	COMMENTS (INDICATE SECTION (A - G) AND ITEM WITH COMMENTS OR ADDITIONAL INFORMATION)		
I	CERTIFICATION: I certify under penalty of law that I have personally examined and I am familiar with the information submitted and believe the submitted information is true, accurate, and complete.		
	REPORTING FACILITY REPRESENTATIVE (print or type) _____		
	SIGNATURE OF REPORTING FACILITY REPRESENTATIVE _____ DATE: _____		

EMERGENCY RELEASE FOLLOW-UP NOTICE REPORTING FORM INSTRUCTIONS

GENERAL INFORMATION:

Chapter 6.95 of Division 20 of the California Health and Safety Code requires that written emergency release follow-up notices prepared pursuant to 42 U.S.C. § 11004, be submitted using this reporting form. Non-permitted releases of reportable quantities of Extremely Hazardous Substances (listed in 40 CFR 355, appendix A) or of chemicals that require release reporting under section 103(a) of the Comprehensive Environmental Response, Compensation, and Liability Act of 1980 [42 U.S.C. § 9603(a)] must be reported on the form, as soon as practicable, but no later than 30 days, following a release. The written follow-up report is required in addition to the verbal notification.

BASIC INSTRUCTIONS:

- The form, when filled out, reports follow-up information required by 42 U.S.C § 11004. Ensure that all information requested by the form is provided as completely as possible.
- If the incident involves reportable releases of more than one chemical, prepare one report form for each chemical released.
- If the incident involves a series of separate releases of chemical(s) at different times, the releases should be reported on separate reporting forms.

SPECIFIC INSTRUCTIONS:

Block A: Enter the name of the business and the name and phone number of a contact person who can provide detailed facility information concerning the release.

Block B: Enter the date of the incident and the time that verbal notification was made to OES. The OES control number is provided to the caller by OES at the time verbal notification is made. Enter this control number in the space provided.

Block C: Provide information pertaining to the location where the release occurred. Include the street address, the city or community, the county and the zip code.

Block D: Provide information concerning the specific chemical that was released. Include the chemical or trade name and the Chemical Abstract Service (CAS) number. Check all categories that apply. Provide best available information on quantity, time and duration of the release.

Block E: Indicate all actions taken to respond to and contain the release as specified in 42 U.S.C. § 11004(c).

Block F: Check the categories that apply to the health effects that occurred or could result from the release. Provide an explanation or description of the effects in the space provided. Use Block H for additional comments/information if necessary to meet requirements specified in 42 U.S.C. § 11004(c).

Block G: Include information on the type of medical attention required for exposure to the chemical released. Indicate when and how this information was made available to individuals exposed and to medical personnel, if appropriate for the incident, as specified in 42 U.S.C. § 11004(c).

Block H: List any additional pertinent information.

Block I: Print or type the name of the facility representative submitting the report. Include the official signature and the date that the form was prepared.

MAIL THE COMPLETED REPORT TO:

**State Emergency Response Commission (SERC)
Attn: Section 304 Reports
Hazardous Materials Unit
3650 Schriever Avenue
Mather, CA 95655**

NOTE: Authority cited: Sections 25503, 25503.1 and 25507.1, Health and Safety Code. Reference: Sections 25503(b)(4), 25503.1, 25507.1, 25518 and 25520, Health and Safety Code.

AC Water & Sewer Group 1025
Appendix H - Hazardous Waste Label/Forms

HAZARDOUS WASTE

STATE AND FEDERAL LAW PROHIBITS IMPROPER DISPOSAL
IF FOUND, CONTACT THE NEAREST POLICE, OR PUBLIC SAFETY
AUTHORITY, OR THE U.S. ENVIRONMENTAL PROTECTION AGENCY
OR THE CALIFORNIA DEPARTMENT OF HEALTH SERVICES

GENERATOR NAME _____

ADDRESS _____ 24 HR. PHONE () _____

CITY _____ STATE _____ ZIP _____

EPA ID NO. _____ MANIFEST DOCUMENT NO. _____

EPA WASTE NO. _____ CA WASTE NO. _____ ACCUMULATION START DATE _____ / _____ / _____

CONTENTS, COMPOSITION _____

PROPER DOT SHIPPING NAME _____

TECHNICAL NAME(S) _____

UNRA NO. WITH PREFIX _____

PHYSICAL STATE HAZARDOUS PROPERTIES FLAMMABLE TOXIC

SOLID LIQUID | CORROSIVE REACTIVE OTHER _____

HANDLE WITH CARE!
CONTAINS HAZARDOUS OR TOXIC WASTES

APPENDIX I
SAMPLE OF PUBLIC NOTICE

FOR SAMPLE REFERENCE ONLY



CONSTRUCTION NOTICE

PROJECT TITLE

Work on your street will begin within one week to replace the existing water mains servicing your community.

The work will consist of:

- Saw-cutting and trench work on Ingulf Street from Morena Boulevard to Galveston Street to install new water mains, water laterals and fire hydrants.
- Streets where trenching takes place will be resurfaced and curb ramps will be upgraded to facilitate access for persons with disabilities where required.
- This work is anticipated to be complete in your community by December 2016.

How your neighborhood may be impacted:

- Water service to some properties during construction will be provided by a two-inch highline pipe that will run along the curb. To report a highline leak call 619-515-3525.
- Temporary water service disruptions are planned. If planned disruptions impact your property, you will receive advance notice.
- Parking restrictions will exist because of the presence of construction equipment and materials.
- "No Parking" signs will be displayed 72 hours in advance of the work.
- Cars parked in violation of signs will be TOWED.

Hours and Days of Operation:

Monday through Friday X:XX AM to X:XX PM.

City of San Diego Contractor:

Company Name, XXX-XXX-XXXX



CONSTRUCTION NOTICE

PROJECT TITLE

Work on your street will begin within one week to replace the existing water mains servicing your community.

The work will consist of:

- Saw-cutting and trench work on Ingulf Street from Morena Boulevard to Galveston Street to install new water mains, water laterals and fire hydrants.
- Streets where trenching takes place will be resurfaced and curb ramps will be upgraded to facilitate access for persons with disabilities where required.
- This work is anticipated to be complete in your community by December 2016.

How your neighborhood may be impacted:

- Water service to some properties during construction will be provided by a two-inch highline pipe that will run along the curb. To report a highline leak call 619-515-3525.
- Temporary water service disruptions are planned. If planned disruptions impact your property, you will receive advance notice.
- Parking restrictions will exist because of the presence of construction equipment and materials.
- "No Parking" signs will be displayed 72 hours in advance of the work.
- Cars parked in violation of signs will be TOWED.

Hours and Days of Operation:

Monday through Friday X:XX AM to X:XX PM.

City of San Diego Contractor:

Company Name, XXX-XXX-XXXX

APPENDIX J
ADVANCED METERING INFRASTRUCTURE (AMI) DEVICE PROTECTION

Protecting AMI Devices in Meter Boxes and on Street Lights


The Public Utilities Department (PUD) has begun the installation of the Advanced Metering Infrastructure (AMI) technology as a new tool to enhance water meter reading accuracy and efficiency, customer service and billing, and to be used by individual accounts to better manage the efficient use of water. **All AMI devices shall be protected per Section 5-2, "Protection", of the 2015 Whitebook.**

AMI technology allows water meters to be read electronically rather than through direct visual inspection by PUD field staff. This will assist PUD staff and customers in managing unusual consumption patterns which could indicate leaks or meter tampering on a customer's property.

Three of the main components of an AMI system are the:

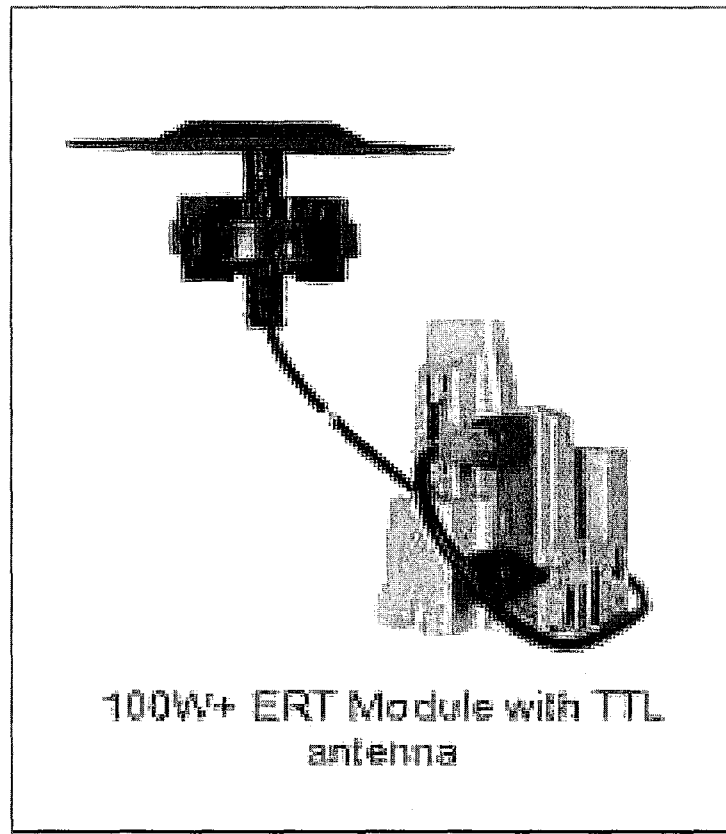
- A. Endpoints, see Photo 1:

Photo 1




B. AMI Antenna attached to Endpoint (antenna not always required), see Photo 2:

Photo 2



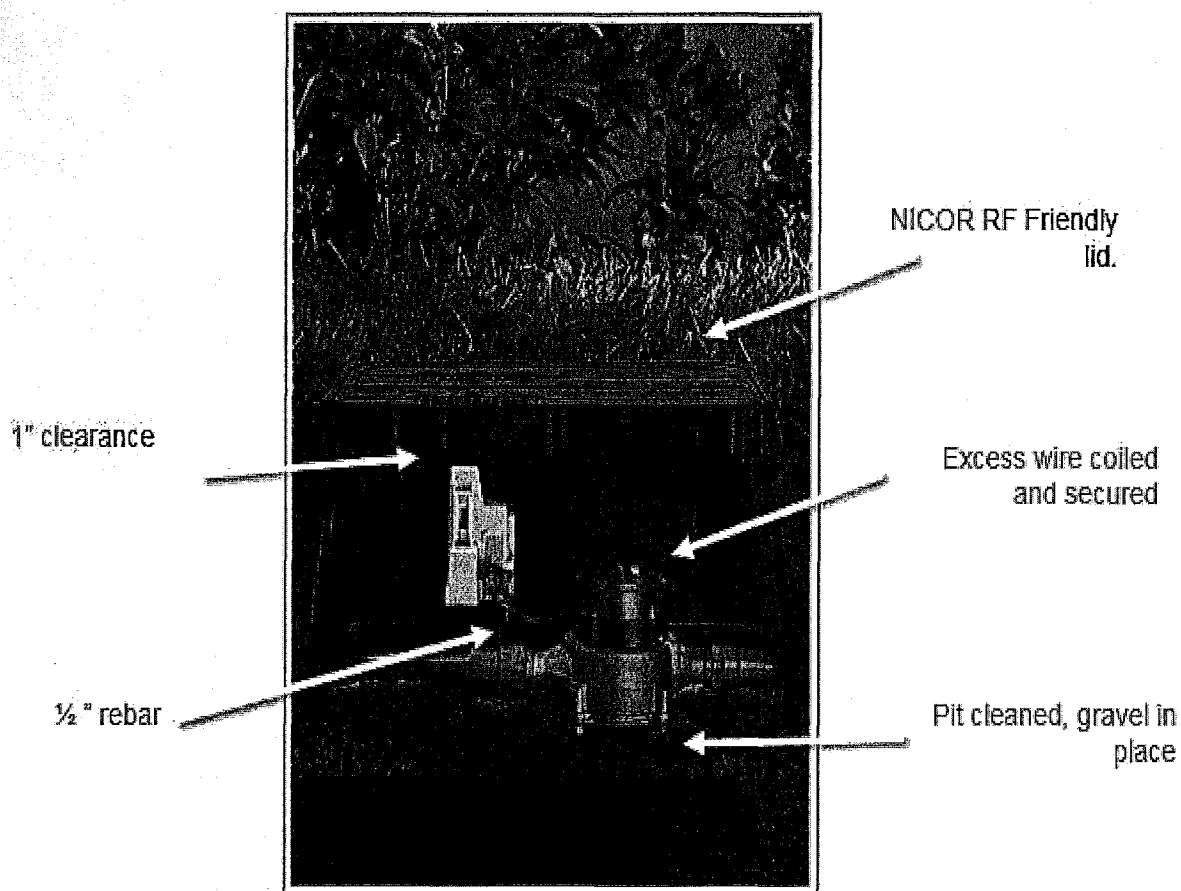
Network Devices, see Photo 3:

Photo 3



AMI endpoints transmit meter information to the AMI system and will soon be on the vast majority of meters in San Diego. These AMI devices provide interval consumption data to the PUD's Customer Support Division. If these devices are damaged or communication is interrupted, this Division will be alerted of the situation. The endpoints are installed in water meter boxes, coffins, and vaults adjacent to the meter. A separate flat round antenna may also be installed through the meter box lid. This antenna is connected to the endpoint via cable. The following proper installation shall be implemented when removing the lid to avoid damaging the antenna, cable, and/or endpoint. Photo 4 below demonstrates a diagram of the connection:

Photo 4



The AMI device ERT/Endpoint/Transmitter shall be positioned and installed as discussed in this Appendix. If the ERT/Endpoint/Transmitter is disturbed, it shall be re-installed and returned to its original installation with the end points pointed upwards as shown below in Photo 5.

The PUD's code compliance staff will issue citations and invoices to you for any damaged AMI devices that are not re-installed as discussed in the Contract Document

Photo 5 below shows a typical installation of an AMI endpoint on a water meter.

Photo 5





Photo 6 below is an example of disturbance that shall be avoided:

Photo 6

The antenna was drilled into the lid and now it is removed



You are responsible when working in and around meter boxes. If you encounter these endpoints, use proper care and do not disconnect them from the registers on top of the water meter. If the lid has an antenna drilled through, do not change or tamper with the lid and inform the Resident Engineer immediately about the location of that lid. Refer to Photo 7 below:


Photo 7



Another component of the AMI system are the Network Devices. The Network Devices are strategically placed units (mainly on street light poles) that collect interval meter reading data from multiple meters for transmission to the Department Control Computer. **If you come across any of these devices on street lights that will be removed or replaced (refer to Photos 8 and 9 below), notify AMI Project Manager Arwa Sayed at (619) 362-0121 immediately.**

Photo 8 shows an installed network device on a street light. On the back of each Network Device is a sticker with contact information. See Photo 9. **Call PUD Water Emergency Repairs at 619-515-3525 if your work will impact these street lights.** These are assets that belong to the City of San Diego and you shall be responsible for any costs of disruption of this network.

Photo 8



Network Device

Photo 9



If you encounter any bad installations, disconnected/broken/buried endpoints, or inadvertently damage any AMI devices or cables, notify the Resident Engineer immediately. The Resident Engineer will then immediately contact the AMI Project Manager, Arwa Sayed, at (619) 362-0121.

APPENDIX K

EXHIBITS (REFERENCE ONLY)

ATTACHMENT F
INTENTIONALLY LEFT BLANK

ATTACHMENT G
CONTRACT AGREEMENT

CONTRACT AGREEMENT

CONSTRUCTION CONTRACT

This contract is made and entered into between THE CITY OF SAN DIEGO, a municipal corporation, herein called "City", and Burtech Pipeline Incorporated, herein called "Contractor" for construction of **AC Water & Sewer Group 1025**; Bid No. **K-17-1537-DBB-3**; in the amount of **Seven Million Two Hundred Ninety Seven Thousand One Hundred Thirty Eight Dollars and Thirty Five Cents (7,297,138.35)**, which is comprised of the Base Bid plus Additive Alternates A and B.

IN CONSIDERATION of the payments to be made hereunder and the mutual undertakings of the parties hereto, City and Contractor agree as follows:


1. The following are incorporated into this contract as though fully set forth herein:
 - (a) The attached Faithful Performance and Payment Bonds.
 - (b) The attached Proposal included in the Bid documents by the Contractor.
 - (c) Reference Standards listed in the Instruction to Bidders and the Supplementary Special Provisions (SSP).
 - (d) Phased Funding Schedule Agreement.
 - (e) That certain documents entitled **AC Water & Sewer Group 1025**, on file in the office of the Public Works Department as Document No. **B-15083, B-15082**, as well as all matters referenced therein.
2. The Contractor shall perform and be bound by all the terms and conditions of this contract and in strict conformity therewith shall perform and complete in a good and workmanlike manner **AC Water & Sewer Group 1025**, Bid Number **K-17-1537-DBB-3**, San Diego, California.
3. For such performances, the City shall pay to Contractor the amounts set forth at the times and in the manner and with such additions or deductions as are provided for in this contract, and the Contractor shall accept such payment in full satisfaction of all claims incident to such performances.
4. No claim or suit whatsoever shall be made or brought by Contractor against any officer, agent, or employee of the City for or on account of anything done or omitted to be done in connection with this contract, nor shall any such officer, agent, or employee be liable hereunder.
5. This contract is effective as of the date that the Mayor or designee signs the agreement.


CONTRACT AGREEMENT (continued)

IN WITNESS WHEREOF, this Agreement is signed by the City of San Diego, acting by and through its Mayor or designee, pursuant to Municipal Code §22.3102 authorizing such execution.

THE CITY OF SAN DIEGO

APPROVED AS TO FORM


By 
Print Name: Albert P. Rechany
Deputy Director
Public Works Department

Mara W. Elliott, City Attorney
By 
Print Name: Pedro Delara, Jr.
Deputy City Attorney

Date: 5/26/17

Date: 5/31/17

CONTRACTOR

By 
Print Name: DOMINIC J. BURTECH
Title: PRESIDENT & CEO
Date: 05/08/2017

City of San Diego License No.: B1996002060

State Contractor's License No.: 718202

DEPARTMENT OF INDUSTRIAL RELATIONS (DIR) REGISTRATION NUMBER: 1000006324

CERTIFICATIONS AND FORMS

The Bidder, by submitting its electronic bid, agrees to and certifies under penalty of perjury under the laws of the State of California, that the certifications, forms and affidavits submitted as part of this bid are true and correct.

Bidder's General Information

To the City of San Diego:

Pursuant to "Notice Inviting Bids", specifications, and requirements on file with the City Clerk, and subject to all provisions of the Charter and Ordinances of the City of San Diego and applicable laws and regulations of the United States and the State of California, the undersigned hereby proposes to furnish to the City of San Diego, complete at the prices stated herein, the items or services hereinafter mentioned. The undersigned further warrants that this bid is not made in the interest of, or on behalf of, any undisclosed person, partnership, company, association, organization, or corporation; that the bid is genuine and not collusive or sham; that the bidder has not directly or indirectly induced or solicited any other bidder to put in a false or sham bid, and has not directly or indirectly colluded, conspired, connived, or agreed with any bidder or anyone else to put in a sham bid, or that anyone shall refrain from bidding; that the bidder has not in any manner, directly or indirectly, sought by agreement, communication, or conference with anyone to fix the bid price of the bidder or any other bidder, or to fix any overhead, profit, or cost element of the bid price, or of that of any other bidder, or to secure any advantage against the public body awarding the contract of anyone interested in the proposed contract; that all statements contained in the bid are true; and, further, that the bidder has not, directly or indirectly, submitted his or her bid price or any breakdown thereof, or the contents thereof, or divulged information or data relative thereto, or paid, and will not pay, any fee to any corporation, partnership, company, association, organization, bid depository, or to any member or agent thereof to effectuate a collusive or sham bid.

The undersigned bidder(s) further warrants that bidder(s) has thoroughly examined and understands the entire Contract Documents (plans and specifications) and the Bidding Documents therefore, and that by submitting said Bidding Documents as its bid proposal, bidder(s) acknowledges and is bound by the entire Contract Documents, including any addenda issued thereto, as such Contract Documents incorporated by reference in the Bidding Documents.

**NON-COLLUSION AFFIDAVIT TO BE EXECUTED BY BIDDER AND SUBMITTED WITH BID
UNDER 23 UNITED STATES CODE 112 AND PUBLIC CONTRACT CODE 7106**

State of California

County of San Diego

The bidder, being first duly sworn, deposes and says that he or she is authorized by the party making the foregoing bid that the bid is not made in the interest of, or on behalf of, any undisclosed person, partnership, company, association, organization, or corporation; that the bid is genuine and not collusive or sham; that the bidder has not directly or indirectly induced or solicited any other bidder to put in a false or sham bid, and has not directly or indirectly colluded, conspired, connived, or agreed with any bidder or anyone else to put in a sham bid, or that anyone shall refrain from bidding; that the bidder has not in any manner, directly or indirectly, sought by agreement, communication, or conference with anyone to fix the bid price of the bidder or any other bidder, or to fix any overhead, profit, or cost element of the bid price, or of that of any other bidder, or to secure any advantage against the public body awarding the contract of anyone interested in the proposed contract; that all statements contained in the bid are true; and further, that the bidder has not, directly or indirectly, submitted his or her bid price or any breakdown thereof, or the contents thereof, or divulged information or data relative thereto, or paid, and will not pay, any fee to any corporation, partnership, company association, organization, bid depository, or to any member or agent thereof to effectuate a collusive or sham bid.

CONTRACTOR CERTIFICATION

DRUG-FREE WORKPLACE

I hereby certify that I am familiar with the requirements of San Diego City Council Policy No. 100-17 regarding Drug-Free Workplace as outlined in the WHITEBOOK, Section 7-13.3, "Drug-Free Workplace", of the project specifications, and that;

This company has in place a drug-free workplace program that complies with said policy. I further certify that each subcontract agreement for this project contains language which indicates the subcontractor's agreement to abide by the provisions of subdivisions a) through c) of the policy as outlined.

CONTRACTOR CERTIFICATION

AMERICAN WITH DISABILITIES ACT (ADA) COMPLIANCE CERTIFICATION

I hereby certify that I am familiar with the requirements of San Diego City Council Policy No. 100-4 regarding the American With Disabilities Act (ADA) outlined in the WHITEBOOK, Section 7-13.2, "American With Disabilities Act", of the project specifications, and that:

This company has in place workplace program that complies with said policy. I further certify that each subcontract agreement for this project contains language which indicates the subcontractor's agreement to abide by the provisions of the policy as outlined.

CONTRACTOR CERTIFICATION

CONTRACTOR STANDARDS - PLEDGE OF COMPLIANCE

I declare under penalty of perjury that I am authorized to make this certification on behalf of the company submitting this bid/proposal, that as Contractor, I am familiar with the requirements of City of San Diego Municipal Code § 22.3004 regarding Contractor Standards as outlined in the WHITEBOOK, Section 7-13.4, ("Contractor Standards"), of the project specifications, and that Contractor has complied with those requirements.

I further certify that each of the Contractor's subcontractors whose subcontracts are greater than \$50,000 in value has completed a Pledge of Compliance attesting under penalty of perjury of having complied with City of San Diego Municipal Code § 22.3004.

CONTRACTOR CERTIFICATION

Equal Benefits Ordinance Certification

I declare under penalty of perjury that I am familiar with the requirements of and in compliance with the City of San Diego Municipal Code § 22.4300 regarding Equal Benefits Ordinance.

LIST OF SUBCONTRACTORS

***** PROVIDED FOR ILLUSTRATIVE PURPOSES ONLY *** TO BE SUBMITTED IN ELECTRONIC FORMAT ONLY*** SEE INSTRUCTIONS TO BIDDERS, FOR FURTHER INFORMATION**

In accordance with the requirements of the "Subletting and Subcontracting Fair Practices Act", Section 4100, of the California Public Contract Code (PCC), the Bidder is to list below the name, address and license number of each Subcontractor who will perform work, labor, render services or specially fabricate and install a portion [type] of the work or improvement, in an amount of or in excess of 0.5% of the Contractor's total Bid. Failure to comply with this requirement may result in the Bid being rejected as non-responsive. The Contractor is to list only one Subcontractor for each portion of the Work. The Bidder's attention is directed to the Special Provisions - General; Paragraph 2-3 Subcontracts, which stipulates the percentage of the Work to be performed with the Bidder's own forces. The Bidder is to also list all SLBE, ELBE, DBE, DVBE, MBE, WBE, OBE, SDB, WoSB, HUBZone, and SDVOSB Subcontractors for which the Bidders are seeking recognition towards achieving any mandatory, voluntary, or both subcontracting participation percentages.

NAME, ADDRESS AND TELEPHONE NUMBER OF SUBCONTRACTOR	CONSTRUCTOR OR DESIGNER	SUBCONTRACTOR LICENSE NUMBER	TYPE OF WORK	DOLLAR VALUE OF SUBCONTRACT	MBE, WBE, DBE, DVBE, OBE, ELBE, SLBE, SDB, WoSB, HUBZone, OR SDVOSB ^①	WHERE CERTIFIED ^②	CHECK IF JOINT VENTURE PARTNERSHIP
Name: _____ Address: _____ City: _____ State: _____ Zip: _____ Phone: _____ Email: _____							
Name: _____ Address: _____ City: _____ State: _____ Zip: _____ Phone: _____ Email: _____							

- ① As appropriate, Bidder shall identify Subcontractor as one of the following and shall include a valid proof of certification (except for OBE, SLBE and ELBE):
- | | | | |
|---|--------|--|---------|
| Certified Minority Business Enterprise | MBE | Certified Woman Business Enterprise | WBE |
| Certified Disadvantaged Business Enterprise | DBE | Certified Disabled Veteran Business Enterprise | DVBE |
| Other Business Enterprise | OBE | Certified Emerging Local Business Enterprise | ELBE |
| Certified Small Local Business Enterprise | SLBE | Small Disadvantaged Business | SDB |
| Woman-Owned Small Business | WoSB | HUBZone Business | HUBZone |
| Service-Disabled Veteran Owned Small Business | SDVOSB | | |
- ② As appropriate, Bidder shall indicate if Subcontractor is certified by:
- | | | | |
|--|--------|--|----------|
| City of San Diego | CITY | State of California Department of Transportation | CALTRANS |
| California Public Utilities Commission | CPUC | | |
| State of California's Department of General Services | CADoGS | City of Los Angeles | LA |
| State of California | CA | U.S. Small Business Administration | SBA |

The Bidder will not receive any subcontracting participation percentages if the Bidder fails to submit the required proof of certification.

NAMED EQUIPMENT/MATERIAL SUPPLIER LIST

*** PROVIDED FOR ILLUSTRATIVE PURPOSES ONLY *** TO BE SUBMITTED IN ELECTRONIC FORMAT ONLY *** SEE INSTRUCTIONS TO BIDDERS FOR FURTHER INFORMATION

NAME, ADDRESS AND TELEPHONE NUMBER OF VENDOR/SUPPLIER	MATERIALS OR SUPPLIES	DOLLAR VALUE OF MATERIAL OR SUPPLIES	SUPPLIER (Yes/No)	MANUFACTURER (Yes/No)	MBE, WBE, DBE, DVBE, OBE, ELBE, SLBE, SDB, WoSB, HUBZone, OR SDVOSB ^①	WHERE CERTIFIED ^②
Name: _____ Address: _____ City: _____ State: _____ Zip: _____ Phone: _____ Email: _____						
Name: _____ Address: _____ City: _____ State: _____ Zip: _____ Phone: _____ Email: _____						

- ① As appropriate, Bidder shall identify Vendor/Supplier as one of the following and shall include a valid proof of certification (except for OBE,SLBE and ELBE):
- | | | | |
|---|--------|--|---------|
| Certified Minority Business Enterprise | MBE | Certified Woman Business Enterprise | WBE |
| Certified Disadvantaged Business Enterprise | DBE | Certified Disabled Veteran Business Enterprise | DVBE |
| Other Business Enterprise | OBE | Certified Emerging Local Business Enterprise | ELBE |
| Certified Small Local Business Enterprise | SLBE | Small Disadvantaged Business | SDB |
| Woman-Owned Small Business | WoSB | HUBZone Business | HUBZone |
| Service-Disabled Veteran Owned Small Business | SDVOSB | | |
- ② As appropriate, Bidder shall indicate if Vendor/Supplier is certified by:
- | | | | |
|--|--------|--|----------|
| City of San Diego | CITY | State of California Department of Transportation | CALTRANS |
| California Public Utilities Commission | CPUC | | |
| State of California's Department of General Services | CADoGS | City of Los Angeles | LA |
| State of California | CA | U.S. Small Business Administration | SBA |

The Bidder will not receive any subcontracting participation percentages if the Bidder fails to submit the required proof of certification.

SUBCONTRACTORS ADDITIVE/DEDUCTIVE ALTERNATE (USE ONLY WHEN ADDITIVE ALTERNATES ARE REQUIRED)

*** PROVIDED FOR ILLUSTRATIVE PURPOSES ONLY *** TO BE SUBMITTED IN ELECTRONIC FORMAT ONLY *** SEE INSTRUCTIONS TO BIDDERS, FOR FURTHER INFORMATION

ADDITIVE/ DEDUCTIVE ALTERNATE	NAME, ADDRESS AND TELEPHONE NUMBER OF SUBCONTRACTOR	CONSTRUCTOR OR DESIGNER	SUBCONTRACT OR LICENSE NUMBER	TYPE OF WORK	DOLLAR VALUE OF SUBCONTRACT	MBE, WBE, DBE, DVBE, OBE, ELBE, SLBE, SDB, WoSB, HUBZone, OR SDVOSB [ⓐ]	WHERE CERTIFIED [ⓑ]	CHECK IF JOINT VENTURE PARTNERSHIP
	Name: _____ Address: _____ City: _____ State: _____ Zip: _____ Phone: _____ Email: _____							
	Name: _____ Address: _____ City: _____ State: _____ Zip: _____ Phone: _____ Email: _____							

- ① As appropriate, Bidder shall identify Subcontractor as one of the following and shall include a valid proof of certification (except for OBE, SLBE and ELBE):
- | | | | |
|---|--------|--|---------|
| Certified Minority Business Enterprise | MBE | Certified Woman Business Enterprise | WBE |
| Certified Disadvantaged Business Enterprise | DBE | Certified Disabled Veteran Business Enterprise | DVBE |
| Other Business Enterprise | OBE | Certified Emerging Local Business Enterprise | ELBE |
| Certified Small Local Business Enterprise | SLBE | Small Disadvantaged Business | SDB |
| Woman-Owned Small Business | WoSB | HUBZone Business | HUBZone |
| Service-Disabled Veteran Owned Small Business | SDVOSB | | |
- ② As appropriate, Bidder shall indicate if Subcontractor is certified by:
- | | | | |
|--|------|--|----------|
| City of San Diego | CITY | State of California Department of Transportation | CALTRANS |
| California Public Utilities Commission | CPUC | State of California's Department of General Services | CADoGS |
| City of Los Angeles | LA | State of California | CA |
| U.S. Small Business Administration | SBA | | |

The Bidder will not receive any subcontracting participation percentages if the Bidder fails to submit the required proof of certification.

ELECTRONICALLY SUBMITTED FORMS

THE FOLLOWING FORMS MUST BE SUBMITTED IN PDF FORMAT WITH BID SUBMISSION

The following forms are to be completed by the bidder and submitted (uploaded) electronically with the bid in PlanetBids.

- A. BID BOND - See Instructions to Bidders, Bidders Guarantee of Good Faith (Bid Security) for further instructions**

- B. CONTRACTOR'S CERTIFICATION OF PENDING ACTIONS**

Bids will not be accepted until ALL forms are submitted as part of the bid submittal

BID BOND

**See Instructions to Bidders, Bidder Guarantee of Good Faith
(Bid Security)**

KNOW ALL MEN BY THESE PRESENTS,

That _____ as Principal, and
_____ as Surety, are

held and firmly bound unto The City of San Diego hereinafter called "OWNER," in the sum of **10% OF THE TOTAL BID AMOUNT** for the payment of which sum, well and truly to be made, we bind ourselves, our heirs, executors, administrators, successors, and assigns, jointly and severally, firmly by these presents.

WHEREAS, said Principal has submitted a Bid to said OWNER to perform the WORK required under the bidding schedule(s) of the OWNER's Contract Documents entitled

NOW THEREFORE, if said Principal is awarded a contract by said OWNER and, within the time and in the manner required in the "Notice Inviting Bids" enters into a written Agreement on the form of agreement bound with said Contract Documents, furnishes the required certificates of insurance, and furnishes the required Performance Bond and Payment Bond, then this obligation shall be null and void, otherwise it shall remain in full force and effect. In the event suit is brought upon this bond by said OWNER and OWNER prevails, said Surety shall pay all costs incurred by said OWNER in such suit, including a reasonable attorney's fee to be fixed by the court.

SIGNED AND SEALED, this _____ day of _____, 20_____

_____ (SEAL)

(Principal)

_____ (SEAL)

(Surety)

By: _____

(Signature)

By: _____

(Signature)

(SEAL AND NOTARIAL ACKNOWLEDGEMENT OF SURETY)

CONTRACTOR'S CERTIFICATION OF PENDING ACTIONS

As part of its bid or proposal (Non-Price Proposal in the case of Design-Build contracts), the Bidder shall provide to the City a list of all instances within the past 10 years where a complaint was filed or pending against the Bidder in a legal or administrative proceeding alleging that Bidder discriminated against its employees, subcontractors, vendors or suppliers, and a description of the status or resolution of that complaint, including any remedial action taken.

CHECK ONE BOX ONLY.

- The undersigned certifies that within the past 10 years the Bidder has NOT been the subject of a complaint or pending action in a legal administrative proceeding alleging that Bidder discriminated against its employees, subcontractors, vendors or suppliers.

- The undersigned certifies that within the past 10 years the Bidder has been the subject of a complaint or pending action in a legal administrative proceeding alleging that Bidder discriminated against its employees, subcontractors, vendors or suppliers. A description of the status or resolution of that complaint, including any remedial action taken and the applicable dates is as follows:

DATE OF CLAIM	LOCATION	DESCRIPTION OF CLAIM	LITIGATION (Y/N)	STATUS	RESOLUTION/REMEDIAL ACTION TAKEN

Contractor Name: _____

Certified By _____ Title _____
Name
 _____ Date _____
Signature

USE ADDITIONAL FORMS AS NECESSARY

CONTRACTOR'S CERTIFICATION OF PENDING ACTIONS

As part of its bid or proposal (Non-Price Proposal in the case of Design-Build contracts), the Bidder shall provide to the City a list of all instances within the past 10 years where a complaint was filed or pending against the Bidder in a legal or administrative proceeding alleging that Bidder discriminated against its employees, subcontractors, vendors or suppliers, and a description of the status or resolution of that complaint, including any remedial action taken.

CHECK ONE BOX ONLY.


- The undersigned certifies that within the past 10 years the Bidder has NOT been the subject of a complaint or pending action in a legal administrative proceeding alleging that Bidder discriminated against its employees, subcontractors, vendors or suppliers.

- The undersigned certifies that within the past 10 years the Bidder has been the subject of a complaint or pending action in a legal administrative proceeding alleging that Bidder discriminated against its employees, subcontractors, vendors or suppliers. A description of the status or resolution of that complaint, including any remedial action taken and the applicable dates is as follows:

DATE OF CLAIM	LOCATION	DESCRIPTION OF CLAIM	LITIGATION (Y/N)	STATUS	RESOLUTION/REMEDIAL ACTION TAKEN
	NONE				

Contractor Name: Burtech Pipeline Incorporated

Certified By Dominic J. Burtech Title President & CEO
Name


Signature Date 4/4/2017

USE ADDITIONAL FORMS AS NECESSARY

BID BOND

**See Instructions to Bidders, Bidder Guarantee of Good Faith
(Bid Security)**

KNOW ALL MEN BY THESE PRESENTS,

That BURTECH PIPELINE, INCORPORATED as Principal, and
NORTH AMERICAN SPECIALTY INSURANCE COMPANY as Surety, are

held and firmly bound unto The City of San Diego hereinafter called "OWNER," in the sum of **10% OF THE TOTAL BID AMOUNT** for the payment of which sum, well and truly to be made, we bind ourselves, our heirs, executors, administrators, successors, and assigns, jointly and severally, firmly by these presents.

WHEREAS, said Principal has submitted a Bid to said OWNER to perform the WORK required under the bidding schedule(s) of the OWNER's Contract Documents entitled


AC WATER & SEWER GROUP 1025

NOW THEREFORE, if said Principal is awarded a contract by said OWNER and, within the time and in the manner required in the "Notice Inviting Bids" enters into a written Agreement on the form of agreement bound with said Contract Documents, furnishes the required certificates of insurance, and furnishes the required Performance Bond and Payment Bond, then this obligation shall be null and void, otherwise it shall remain in full force and effect. In the event suit is brought upon this bond by said OWNER and OWNER prevails, said Surety shall pay all costs incurred by said OWNER in such suit, including a reasonable attorney's fee to be fixed by the court.

SIGNED AND SEALED, this 30TH day of MARCH, 2017

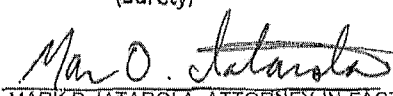
BURTECH PIPELINE, INCORPORATED (SEAL)

(Principal)

By: 
DOMINIC J. BURTECH, JR., PRESIDENT
(Signature)

NORTH AMERICAN SPECIALTY
INSURANCE COMPANY (SEAL)

(Surety)

By: 
MARK D. IATAROLA, ATTORNEY-IN-FACT
(Signature)

(SEAL AND NOTARIAL ACKNOWLEDGEMENT OF SURETY)

CALIFORNIA ALL-PURPOSE CERTIFICATE OF ACKNOWLEDGMENT

A notary public or other officer completing this certificate verifies only the identity of the individual who signed the document to which this certificate is attached, and not the truthfulness, accuracy, or validity of that document.

State of California }

County of San Diego }

On 4/3/17 before me, Arthur P. Arquilla, Notary Public
(Here insert name and title of the officer)

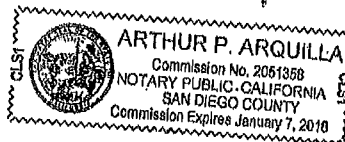
personally appeared Dominic Burtch,
who proved to me on the basis of satisfactory evidence to be the person(s) whose name(s) is subscribed to the within instrument and acknowledged to me that he/she/they executed the same in his/her/their authorized capacity(ies), and that by his/her/their signature(s) on the instrument the person(s), or the entity upon behalf of which the person(s) acted, executed the instrument.

I certify under PENALTY OF PERJURY under the laws of the State of California that the foregoing paragraph is true and correct.

WITNESS my hand and official seal.

Arthur P. Arquilla
Notary Public Signature

(Notary Public Seal)



ADDITIONAL OPTIONAL INFORMATION

DESCRIPTION OF THE ATTACHED DOCUMENT

(Title or description of attached document)

(Title or description of attached document continued)

Number of Pages _____ Document Date _____

CAPACITY CLAIMED BY THE SIGNER

- Individual (s)
 Corporate Officer

 (Title)
 Partner(s)
 Attorney-in-Fact
 Trustee(s)
 Other _____

INSTRUCTIONS FOR COMPLETING THIS FORM

This form complies with current California statutes regarding notary wording and, if needed, should be completed and attached to the document. Acknowledgments from other states may be completed for documents being sent to that state so long as the wording does not require the California notary to violate California notary law.

- State and County information must be the State and County where the document signer(s) personally appeared before the notary public for acknowledgment.
- Date of notarization must be the date that the signer(s) personally appeared which must also be the same date the acknowledgment is completed.
- The notary public must print his or her name as it appears within his or her commission followed by a comma and then your title (notary public).
- Print the name(s) of document signer(s) who personally appear at the time of notarization.
- Indicate the correct singular or plural forms by crossing off incorrect forms (i.e. he/she/they, is /are) or circling the correct forms. Failure to correctly indicate this information may lead to rejection of document recording.
- The notary seal impression must be clear and photographically reproducible. Impression must not cover text or lines. If seal impression smudges, re-seal if a sufficient area permits, otherwise complete a different acknowledgment form.
- Signature of the notary public must match the signature on file with the office of the county clerk.
 - ✦ Additional information is not required but could help to ensure this acknowledgment is not misused or attached to a different document.
 - ✦ Indicate title or type of attached document, number of pages and date.
 - ✦ Indicate the capacity claimed by the signer. If the claimed capacity is a corporate officer, indicate the title (i.e. CEO, CFO, Secretary).
- Securely attach this document to the signed document with a staple.

CALIFORNIA ALL-PURPOSE ACKNOWLEDGMENT

CIVIL CODE § 1189

A notary public or other officer completing this certificate verifies only the identity of the individual who signed the document to which this certificate is attached, and not the truthfulness, accuracy, or validity of that document.


State of California)
County of SAN DIEGO)

On 3/30/2017 before me, SANDRA FIGUEROA, NOTARY PUBLIC
Date Here Insert Name and Title of the Officer
personally appeared MARK D. IATAROLA
Name(s) of Signer(s)

who proved to me on the basis of satisfactory evidence to be the person(s) whose name(s) is/are subscribed to the within instrument and acknowledged to me that he/she/they executed the same in his/her/their authorized capacity(ies), and that by his/her/their signature(s) on the instrument the person(s), or the entity upon behalf of which the person(s) acted, executed the instrument.

I certify under PENALTY OF PERJURY under the laws of the State of California that the foregoing paragraph is true and correct.

WITNESS my hand and official seal.



Signature Sandra Figueroa
Signature of Notary Public

Place Notary Seal Above

OPTIONAL

Though this section is optional, completing this information can deter alteration of the document or fraudulent reattachment of this form to an unintended document.

Description of Attached Document

Title or Type of Document: _____ Document Date: _____
Number of Pages: _____ Signer(s) Other Than Named Above: _____

Capacity(ies) Claimed by Signer(s)

Signer's Name: MARK D. IATAROLA
 Corporate Officer — Title(s): _____
 Partner — Limited General
 Individual Attorney in Fact
 Trustee Guardian or Conservator
 Other: _____
Signer Is Representing: _____

Signer's Name: _____
 Corporate Officer — Title(s): _____
 Partner — Limited General
 Individual Attorney in Fact
 Trustee Guardian or Conservator
 Other: _____
Signer Is Representing: _____

NAS SURETY GROUP

NORTH AMERICAN SPECIALTY INSURANCE COMPANY
WASHINGTON INTERNATIONAL INSURANCE COMPANY

GENERAL POWER OF ATTORNEY

KNOW ALL MEN BY THESE PRESENTS, THAT North American Specialty Insurance Company, a corporation duly organized and existing under laws of the State of New Hampshire, and having its principal office in the City of Manchester, New Hampshire, and Washington International Insurance Company, a corporation organized and existing under the laws of the State of New Hampshire and having its principal office in the City of Schaumburg, Illinois, each does hereby make, constitute and appoint:

JOHN G. MALONEY, HELEN MALONEY, MICHELLE M. BASUIL,
and MARK D. IATAROLA

JOINTLY OR SEVERALLY

Its true and lawful Attorney(s)-in-Fact, to make, execute, seal and deliver, for and on its behalf and as its act and deed, bonds or other writings obligatory in the nature of a bond on behalf of each of said Companies, as surety, on contracts of suretyship as are or may be required or permitted by law, regulation, contract or otherwise, provided that no bond or undertaking or contract or suretyship executed under this authority shall exceed the amount of:
FIFTY MILLION (\$50,000,000.00) DOLLARS

This Power of Attorney is granted and is signed by facsimile under and by the authority of the following Resolutions adopted by the Boards of Directors of both North American Specialty Insurance Company and Washington International Insurance Company at meetings duly called and held on the 9th of May, 2012:

"RESOLVED, that any two of the Presidents, any Managing Director, any Senior Vice President, any Vice President, any Assistant Vice President, the Secretary or any Assistant Secretary be, and each or any of them hereby is authorized to execute a Power of Attorney qualifying the attorney named in the given Power of Attorney to execute on behalf of the Company bonds, undertakings and all contracts of surety, and that each or any of them hereby is authorized to attest to the execution of any such Power of Attorney and to attach therein the seal of the Company; and it is

FURTHER RESOLVED, that the signature of such officers and the seal of the Company may be affixed to any such Power of Attorney or to any certificate relating thereto by facsimile, and any such Power of Attorney or certificate bearing such facsimile signatures or facsimile seal shall be binding upon the Company when so affixed and in the future with regard to any bond, undertaking or contract of surety to which it is attached."



By [Signature]
Steven P. Anderson, Senior Vice President of Washington International Insurance Company
& Senior Vice President of North American Specialty Insurance Company



By [Signature]
Michael A. Ito, Senior Vice President of Washington International Insurance Company
& Senior Vice President of North American Specialty Insurance Company

IN WITNESS WHEREOF, North American Specialty Insurance Company and Washington International Insurance Company have caused their official seals to be herunto affixed, and these presents to be signed by their authorized officers this 17th day of September, 2015.

North American Specialty Insurance Company
Washington International Insurance Company

State of Illinois
County of Cook ss:

On this 17th day of September, 2015, before me, a Notary Public personally appeared Steven P. Anderson, Senior Vice President of Washington International Insurance Company and Senior Vice President of North American Specialty Insurance Company and Michael A. Ito, Senior Vice President of Washington International Insurance Company and Senior Vice President of North American Specialty Insurance Company, personally known to me, who being by me duly sworn, acknowledged that they signed the above Power of Attorney as officers of and acknowledged said instrument to be the voluntary act and deed of their respective companies.



[Signature]
M. Kenny, Notary Public

I, Jeffrey Goldberg, the duly elected Assistant Secretary of North American Specialty Insurance Company and Washington International Insurance Company, do hereby certify that the above and foregoing is a true and correct copy of a Power of Attorney given by said North American Specialty Insurance Company and Washington International Insurance Company, which is still in full force and effect.

IN WITNESS WHEREOF, I have set my hand and affixed the seals of the Companies this 30th day of MARCH, 2017.

[Signature]
Jeffrey Goldberg, Vice President & Assistant Secretary of
Washington International Insurance Company & North American Specialty Insurance Company

Bid Results

Bidder Details

Vendor Name Burtech Pipeline Incorporated
Address 102 Second Street
 Encinitas, CA 92024
 United States

Respondee BUDDY AQUINO
Respondee Title Chief Estimator
Phone 760-634-2822 Ext.
Email buddy@burtechpipeline.com
Vendor Type PQUAL,CADIR,Local
License # 718202
CADIR 1000006324

Bid Detail

Bid Format Electronic
Submitted April 4, 2017 1:35:23 PM (Pacific)
Delivery Method
Bid Responsive
Bid Status Submitted
Confirmation # 102158
Ranking 0

Respondee Comment

Buyer Comment

Attachments

File Title	File Name	File Type
Bid Bond	Bid Bonds.pdf	BID BOND
Certification of Pending Actions	Certification of Pending Actions.pdf	CONTRACTOR'S CERTIFICATION OF PENDING ACTIONS
Subcontractors Additive/Deductive Alternate	Subcontractors Additive_Deductive Alternate.pdf	SUBCONTRACTOR'S ADDITIVE/DEDUCTIVE ALTERNATE FORMS
Bid Bond	Bid Bonds.pdf	Bid Bond

Line Items

Type	Item Code	UOM	Qty	Unit Price	Line Total	Comment
Main Bid						
1	Bonds (Payment and Performance)					
	524126	LS	1	\$49,714.21	\$49,714.21	
2	Survey Services					
	541370	LS	1	\$42,550.00	\$42,550.00	
3	WPCP Development					
	541330	LS	1	\$632.00	\$632.00	

Bid Results

Type	Item Code	UOM	Qty	Unit Price	Line Total	Comment
4	WPCP Implementation 237990	LS	1	\$2,000.00	\$2,000.00	
5	Video Recording of Existing Conditions 238990	LS	1	\$2,800.00	\$2,800.00	
6	Mobilization 237110	LS	1	\$30,000.00	\$30,000.00	
7	Field Orders (EOC Type II) AL	AL	1	\$370,000.00	\$370,000.00	
8	Additional Pavement Removal and Disposal 237310	CY	138	\$1.00	\$138.00	
9	Cold Milling Full Width (1 1/2 inch) 237310	SF	206988	\$0.26	\$53,816.88	
10	Asphalt Pavement Repair 237310	TON	130	\$235.75	\$30,647.50	
11	Rubber Polymer Modified Slurry (RPMS) Type II and Striping 237310	SF	358660	\$0.25	\$89,665.00	
12	Rubber Polymer Modified Slurry (RPMS) Type I Over Type II and Striping 237310	SF	107350	\$0.41	\$44,013.50	
13	Pavement Restoration Adjacent to Trench 237310	SF	3100	\$3.09	\$9,579.00	
14	Asphalt Concrete Overlay and Striping 237310	TON	1940	\$106.56	\$206,726.40	
15	Concrete Pavement 238910	CY	1869	\$395.00	\$738,255.00	
16	Pavement Fabric 237310	SY	22998	\$3.05	\$70,143.90	
17	Crack Seal 237310	LB	3891	\$5.00	\$19,455.00	
18	Contractor Date Stamps and Impressions 237310	EA	26	\$195.00	\$5,070.00	
19	Remove and Replace Existing Sidewalk 237310	SF	570	\$10.00	\$5,700.00	

Bid Results

Type	Item Code	UOM	Qty	Unit Price	Line Total	Comment
20	Additional Curb and Gutter Removal and Replacement					
	237310	LF	15	\$55.00	\$825.00	
21	Curb and Gutter (6 Inch Curb, Type Separate)					
	237310	LF	140	\$52.00	\$7,280.00	
22	Cross Gutter					
	237310	SF	1940.12	\$18.00	\$34,922.16	
23	Alley Apron					
	237310	SF	2180	\$16.00	\$34,880.00	
24	Curb Ramp (Type A) with Detectable Warning Tiles					
	237310	EA	9	\$3,250.00	\$29,250.00	
25	Curb Ramp (Type B) with Detectable Warning Tiles					
	237310	EA	13	\$3,200.00	\$41,600.00	
26	Curb Ramp (Type C2) with Detectable Warning Tiles					
	237310	EA	4	\$3,200.00	\$12,800.00	
27	Curb Ramp (Type D) with Detectable Warning Tiles					
	237310	EA	21	\$2,950.00	\$61,950.00	
28	Curb Ramp (Case A) with Detectable Warning Tiles					
	237310	EA	5	\$3,250.00	\$16,250.00	
29	Curb Ramp (Case C) with Detectable Warning Tiles					
	237310	EA	2	\$3,250.00	\$6,500.00	
30	Curb Ramp Modified (Type B, Per Sheet 32) with Detectable Warning Tiles					
	237310	EA	3	\$3,250.00	\$9,750.00	
31	Curb Ramp Modified (Type D, Per Sheet 33) with Detectable Warning Tiles					
	237310	EA	3	\$3,200.00	\$9,600.00	
32	Handling and Disposal of Non-friable Asbestos Material					
	237110	LF	19800	\$9.00	\$178,200.00	
33	Additional Bedding					
	237110	CY	564	\$1.00	\$564.00	
34	Water Main (8 Inch)					
	237110	LF	19086	\$84.05	\$1,604,178.30	
35	Water Main (12 Inch)					
	237110	LF	190	\$150.00	\$28,500.00	

Bid Results

Type	Item Code	UOM	Qty	Unit Price	Line Total	Comment
36	Water Main (8 Inch, Class 305)					
	237110	LF	525	\$90.00	\$47,250.00	
37	Sewer Main, (8 Inch, SDR-26)					
	237110	LF	306	\$111.00	\$33,966.00	
38	Trench Shoring					
	237110	LS	1	\$28,000.00	\$28,000.00	
39	Gate Valve (8 Inch)					
	237110	EA	74	\$2,000.00	\$148,000.00	
40	Gate Valve (12 Inch)					
	237110	EA	2	\$3,500.00	\$7,000.00	
41	Fire Hydrant Assembly and Marker (6 Inch)					
	237110	EA	47	\$6,450.00	\$303,150.00	
42	Water Service (1 Inch)					
	237110	EA	618	\$2,500.00	\$1,545,000.00	
43	Water Service (1 1/2 Inch)					
	237110	EA	3	\$4,130.00	\$12,390.00	
44	Water Service (2 Inch)					
	237110	EA	7	\$4,500.00	\$31,500.00	
45	Meter Boxes					
	237110	EA	2	\$800.00	\$1,600.00	
46	Blow-Off Valve Assembly (2 Inch)					
	237110	EA	2	\$4,800.00	\$9,600.00	
47	Air and Vacuum (Air Release) Valve Assembly (1 Inch)					
	237110	EA	4	\$5,500.00	\$22,000.00	
48	Temporary Resurfacing					
	237310	TON	754	\$115.00	\$86,710.00	
49	Imported Backfill For Trench					
	237110	TON	2227	\$5.00	\$11,135.00	
50	Manholes (3 ft x 4 ft)					
	237110	EA	2	\$7,800.00	\$15,600.00	
51	Sewer Lateral and Cleanout (4 Inch, Street)					
	237110	EA	9	\$3,000.00	\$27,000.00	

Bid Results

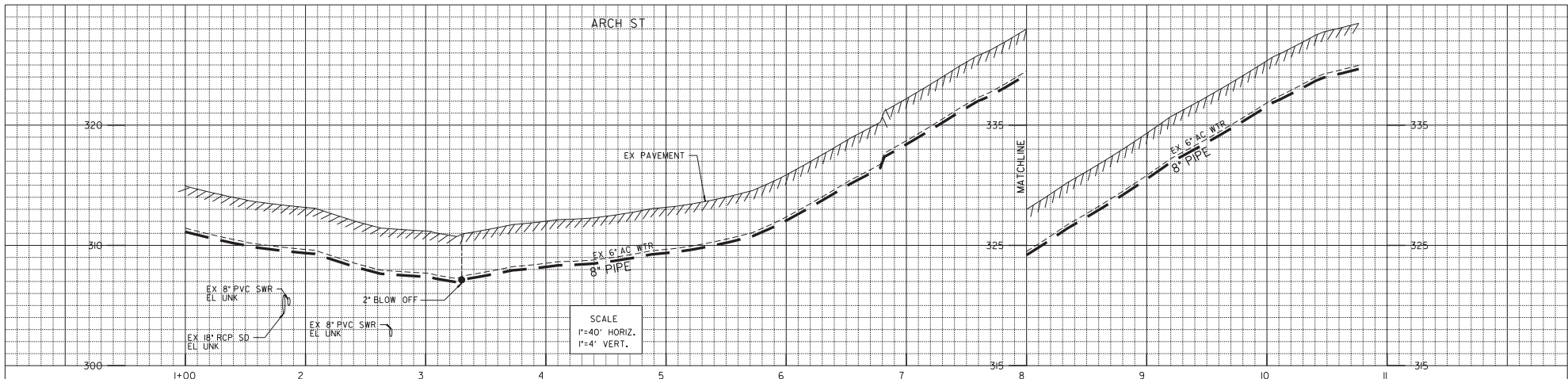
Type	Item Code	UOM	Qty	Unit Price	Line Total	Comment
52	Sewer Lateral and Cleanout (6 Inch, Street)					
	237110	EA	1	\$3,300.00	\$3,300.00	
53	Painted Traffic Stripes and Painted Curb Markings					
	237310	LF	1410	\$2.30	\$3,243.00	
54	Continental Crosswalks					
	237310	SF	7555	\$2.10	\$15,865.50	
55	Traffic Control Design (Working Drawings)					
	541330	LS	1	\$1,300.00	\$1,300.00	
56	Traffic Control					
	237310	LS	1	\$40,000.00	\$40,000.00	
57	Flashing Arrow Boards					
	237310	LS	1	\$5,000.00	\$5,000.00	
58	Pavement Restoration for Final Connection					
	237110	LF	1200	\$15.00	\$18,000.00	
59	Portable Changeable Message Signs (EOC Type I)					
	237310	AL	1	\$5,000.00	\$5,000.00	
60	Pedestrian Barricade					
	237310	EA	3	\$950.00	\$2,850.00	
61	Curb Ramp Barricade					
	237310	EA	2	\$1,200.00	\$2,400.00	
62	Furnished Materials for Contractor High-line Work					
	237110	LF	39600	\$1.00	\$39,600.00	
63	High-lining Installation by the Contractor					
	237110	LF	39600	\$8.00	\$316,800.00	
64	High-lining Removed by the Contractor					
	237110	LF	39600	\$1.00	\$39,600.00	
65	Temporary Resurfacing					
	237110	TON	33	0	0	
66	Cut and Plug by Contractor					
	237110	EA	51	\$4,500.00	\$229,500.00	
67	Connections to The Existing System by Contractor (4 Inch)					
	237110	EA	2	\$4,500.00	\$9,000.00	

Bid Results

Type	Item Code	UOM	Qty	Unit Price	Line Total	Comment
68	Connections to The Existing System by Contractor (6 Inch)					
	237110	EA	21	\$4,400.00	\$92,400.00	
69	Connections to The Existing System by Contractor (8 Inch)					
	237110	EA	21	\$4,400.00	\$92,400.00	
70	Connections to The Existing System by Contractor (12 Inch)					
	237110	EA	5	\$5,500.00	\$27,500.00	
71	Cut-in Tee by Contractor (4 Inch Through 12 Inch)					
	237110	EA	1	\$8,000.00	\$8,000.00	
72	Cut-in Cross by Contractor (4 Inch Through 12 Inch)					
	237110	EA	1	\$10,000.00	\$10,000.00	
				Subtotal	\$7,139,615.35	
	Alternate A Items					
73	Sewer Main (8 Inch)					
	237110	LF	531	\$134.00	\$71,154.00	
74	Manholes (3 ft x 4 ft)					
	237110	EA	3	\$8,000.00	\$24,000.00	
75	Sewer Lateral with Private Replumbing (4 Inch)					
	237110	EA	5	\$8,500.00	\$42,500.00	
76	Additional Bedding					
	237110	CY	9	\$1.00	\$9.00	
77	Temporary Resurfacing					
	237310	TON	20	\$115.00	\$2,300.00	
78	Imported Backfill For Trench					
	237110	TON	152	\$5.00	\$760.00	
				Subtotal	\$140,723.00	
	Alternate B Items					
79	Preparation of Hazardous Waste Management Plan and Reporting					
	238990	LS	1	\$6,000.00	\$6,000.00	
80	Testing, Sampling, Site Storage and Handling of Petroleum Contaminated Soil					
	238990	TON	54	\$75.00	\$4,050.00	
81	Loading, Transportation, and Disposal of Petroleum Contaminated Soil					
	238990	TON	54	\$125.00	\$6,750.00	
				Subtotal	\$16,800.00	
				Total	\$7,297,138.35	

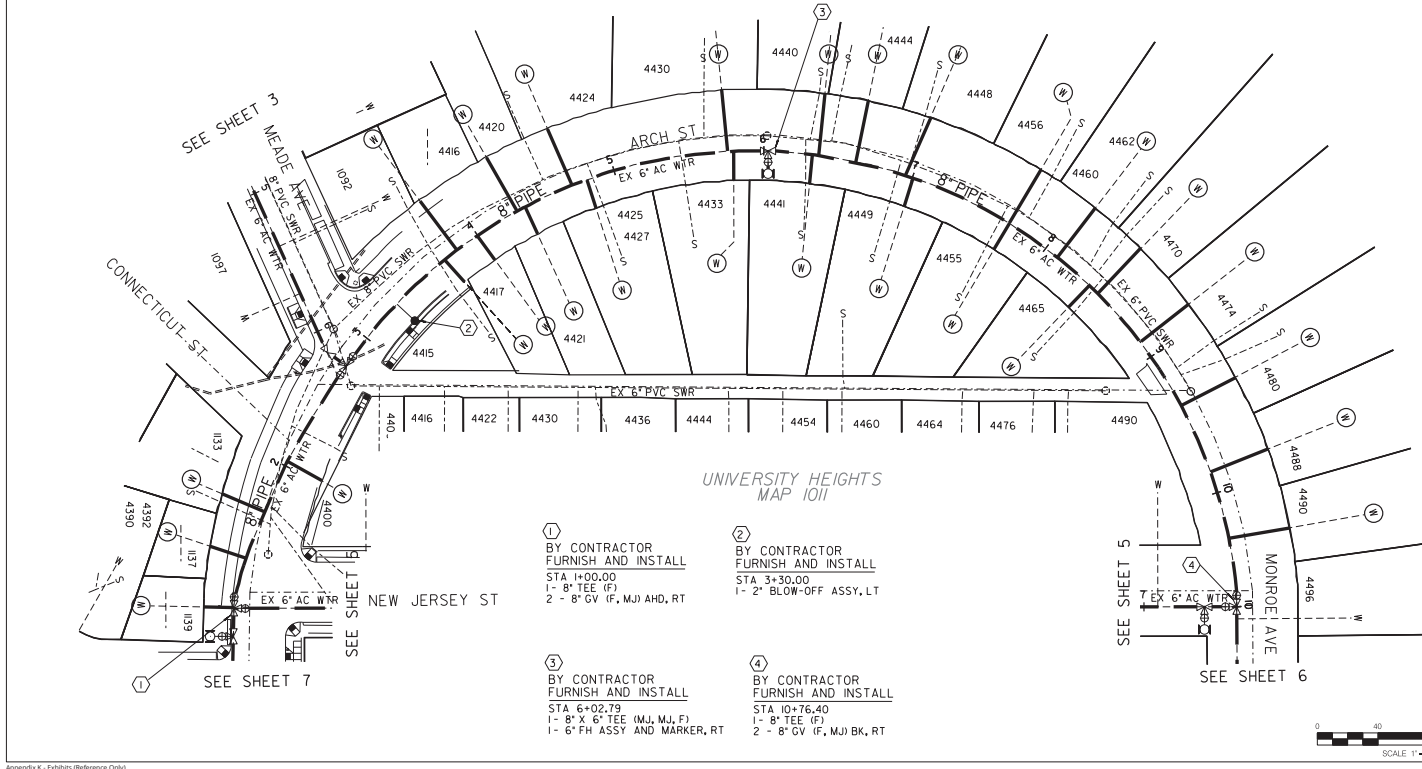
Bid Results**Subcontractors**

Name & Address	Description	License Num	CADIR	Amount	Type
Terra West, Inc 591 Telegraph Canyon Rd #713 Chula Vista, CA 91910 United States	WPCP Development	10TW0007	1000007319	\$550.00	ELBE,DBE
Landmark Consulting 9555 Genesee Ave. Ste 200 San Diego, CA 92121 United States	Survey Services	977786	1000005403	\$37,000.00	SLBE,CADIR
Soclaris Contracting 7437 Lowell Ct. La Mesa, CA 91942 United States	Hazardous Waste Management Plan & Reporting, Testing, Storage, Transport & Disposal	793838	1000011964	\$15,800.00	CAU,MALE,SLBE
American Asphalt South, Inc. PO Box 310036 14436 Santa Ana Ave Fontana, CA 92331 United States	Slurry Seal	784969	1000000645	\$118,087.95	CAU,MALE,PQUAL, CADIR
Payco Specialties Inc. 120 North Second Ave Chula Vista, CA 91910 United States	Striping	298637	1000003515	\$35,855.50	CAU,FEM,PQUAL,S LBE,MBE,SDB,WBE, WOSB
MIRAMAR GENERAL ENGINEERING 5595 Magnatron Blvd. Suite P San Diego, CA 92111 United States	Concrete Flatwork & Asphalt Paving	1009541	1000033057	\$1,597,376.45	ELBE,PQUAL

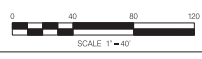
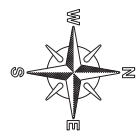


SCALE
1"=40' HORIZ.
1"=4' VERT.

THESE PLANS ARE FOR REFERENCE ONLY.
NO SURVEY FOR WATER WAS USED TO CONSTRUCT THESE DRAWINGS.
 PROPOSED WATER MAIN REPLACEMENT ON THIS PROJECT WILL REPLACE-IN-PLACE THE EXISTING WATER MAIN.
 INFORMATION IS NOT DRAWN TO SCALE.
 UTILITY MARKOUTS DURING CONSTRUCTION WILL DEFINE REPLACEMENT LOCATION.



- ① BY CONTRACTOR FURNISH AND INSTALL
STA 1+00.00
1- 8" TEE (F)
2- 8" GV (F, MJ) AHD, RT
- ② BY CONTRACTOR FURNISH AND INSTALL
STA 3+30.00
1- 2" BLOW-OFF ASSY, LT
- ③ BY CONTRACTOR FURNISH AND INSTALL
STA 6+02.79
1- 8" X 6" TEE (MJ, MJ, F)
1- 6" FH ASSY AND MARKER, RT
- ④ BY CONTRACTOR FURNISH AND INSTALL
STA 10+76.40
1- 8" TEE (F)
2- 8" GV (F, MJ) BK, RT



C-2

AC WATER & SEWER GROUP 1025
ARCH STREET
 NEW JERSEY ST TO MONROE AVE

CITY OF SAN DIEGO, CALIFORNIA
 PUBLIC WORKS DEPARTMENT
 SHEET 4 OF 37 SHEETS

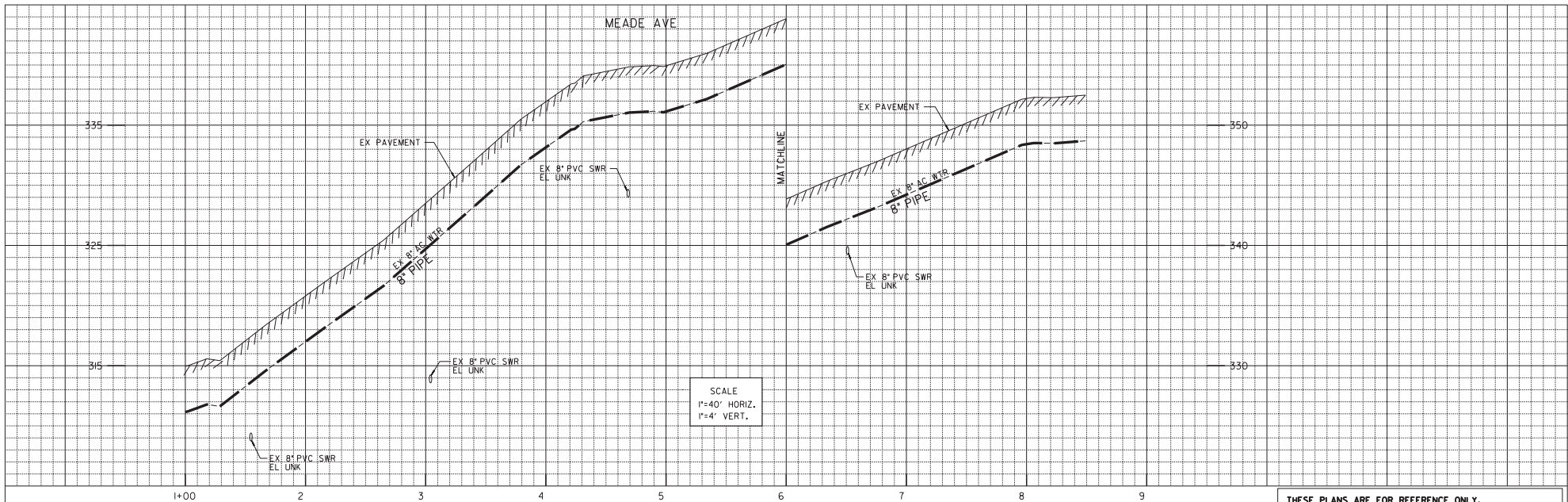
FOR SEBY ENGINEER ANDREA DEMICH, P.E.	DATE C70321	PROJECT MANAGER BIJAN SHAKIBA
DESCRIPTION ORIGINAL	BY AN/CK	APPROVED DATE FILMED
PROJECT ENGINEER AZIN NOUR		UTILITY COORDINATOR 1857-6284
CONTRACTOR INSPECTOR		DATE STARTED DATE COMPLETED

SHEET 04

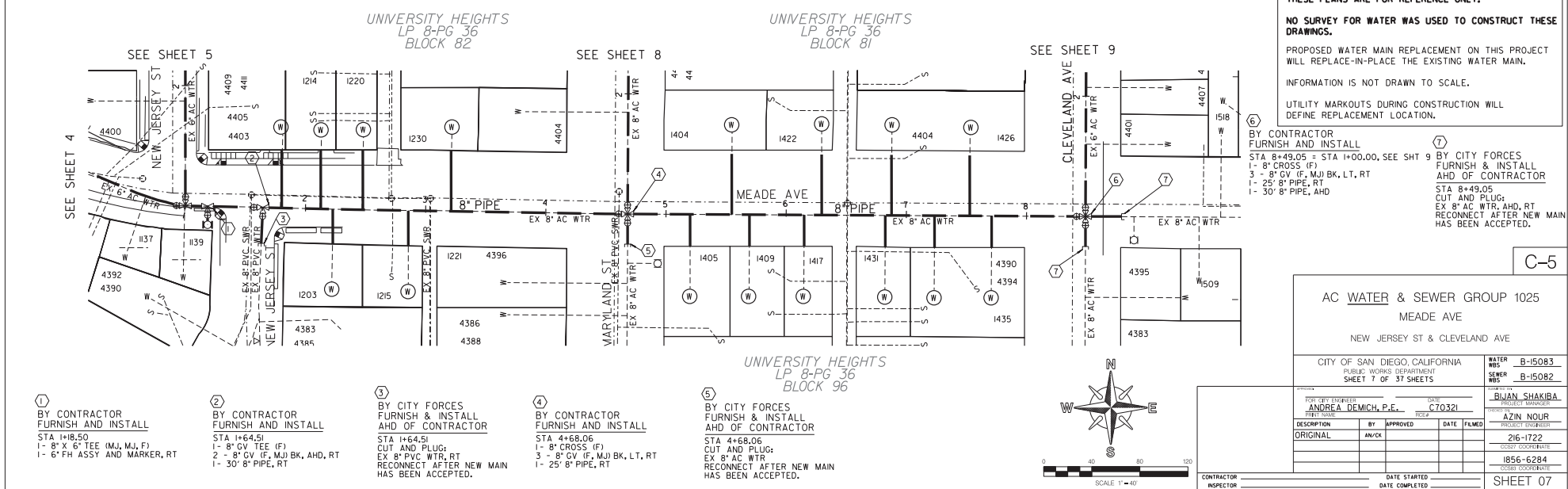
Appendix K - Exhibits (Reference Only)
 AC Water & Sewer Group 1025

FOR REFERENCE ONLY

ARCH STREET



SCALE
1"=40' HORIZ.
1"=4' VERT.



THESE PLANS ARE FOR REFERENCE ONLY.
NO SURVEY FOR WATER WAS USED TO CONSTRUCT THESE DRAWINGS.
PROPOSED WATER MAIN REPLACEMENT ON THIS PROJECT WILL REPLACE-IN-PLACE THE EXISTING WATER MAIN.
INFORMATION IS NOT DRAWN TO SCALE.
UTILITY MARKOUTS DURING CONSTRUCTION WILL DEFINE REPLACEMENT LOCATION.

BY CONTRACTOR FURNISH AND INSTALL
STA 1+18.50
1- 8" X 6" TEE (M, J, F)
1- 6" FH ASSY AND MARKER, RT

BY CITY FORCES FURNISH & INSTALL AHD OF CONTRACTOR
STA 1+64.51
1- 8" CV (F)
2- 8" CV (F, M, J) BK, LT, RT
1- 25' 8" PIPE, RT
1- 30' 8" PIPE, AHD

- ① BY CONTRACTOR FURNISH AND INSTALL
STA 1+18.50
1- 8" X 6" TEE (M, J, F)
1- 6" FH ASSY AND MARKER, RT
- ② BY CONTRACTOR FURNISH AND INSTALL
STA 1+64.51
1- 8" CV (F)
2- 8" CV (F, M, J) BK, AHD, RT
1- 30' 8" PIPE, RT
- ③ BY CITY FORCES FURNISH & INSTALL AHD OF CONTRACTOR
STA 1+64.51
2- 8" CV (F, M, J) BK, AHD, RT
RECONNECT AFTER NEW MAIN HAS BEEN ACCEPTED.
- ④ BY CONTRACTOR FURNISH AND INSTALL
STA 4+68.06
1- 8" CROSS (F)
3- 8" CV (F, M, J) BK, LT, RT
1- 25' 8" PIPE, RT
- ⑤ BY CITY FORCES FURNISH & INSTALL AHD OF CONTRACTOR
STA 4+68.06
1- 8" CROSS (F)
1- 8" CV (F, M, J) BK, LT, RT
RECONNECT AFTER NEW MAIN HAS BEEN ACCEPTED.

C-5

AC WATER & SEWER GROUP 1025
MEADE AVE
NEW JERSEY ST & CLEVELAND AVE

CITY OF SAN DIEGO, CALIFORNIA
PUBLIC WORKS DEPARTMENT
SHEET 7 OF 37 SHEETS

PROJECT NO.	DATE	WATER MS	B-15083
PROJECT ENGINEER ANDREA DEMICH, P.E.	C70321	SEWER MS	B-15082
PROJECT MANAGER BIJAN SHAKIBA			
PROJECT ENGINEER AZIN NOUR			
PROJECT NUMBER			216-1722
COSSET COORDINATOR			1856-6284
COSSET COORDINATOR			

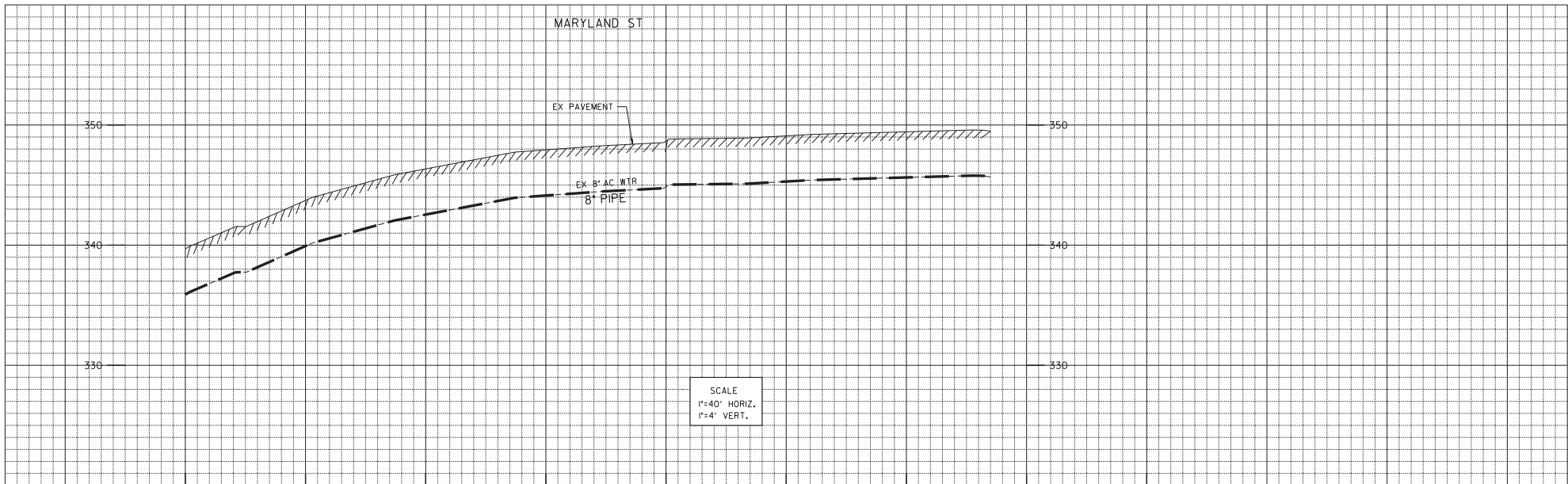
CONTRACTOR _____ DATE STARTED _____
INSPECTOR _____ DATE COMPLETED _____

SHEET 07

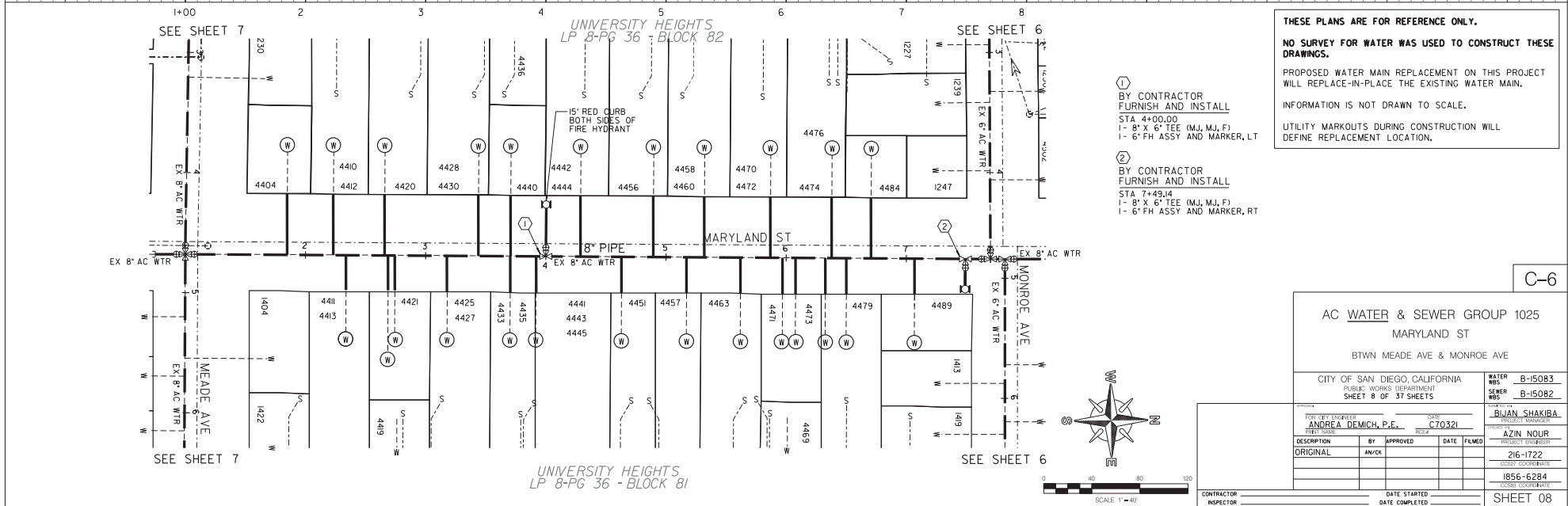
Appendix K - Exhibits (Reference Only)
AC Water & Sewer Group 1025

FOR REFERENCE ONLY

MEADE AVE



SCALE
1"=40' HORIZ.
1"=4' VERT.



THESE PLANS ARE FOR REFERENCE ONLY.
NO SURVEY FOR WATER WAS USED TO CONSTRUCT THESE DRAWINGS.
PROPOSED WATER MAIN REPLACEMENT ON THIS PROJECT WILL REPLACE-IN-PLACE THE EXISTING WATER MAIN.
INFORMATION IS NOT DRAWN TO SCALE.
UTILITY MARKOUTS DURING CONSTRUCTION WILL DEFINE REPLACEMENT LOCATION.

- ① BY CONTRACTOR FURNISH AND INSTALL
STA. 4+00.00
1- 8" X 6" TEE (M.J. M.J. F)
1- 6" FH ASSY AND MARKER, LT
- ② BY CONTRACTOR FURNISH AND INSTALL
STA. 7+49.14
1- 8" X 6" TEE (M.J. M.J. F)
1- 6" FH ASSY AND MARKER, RT

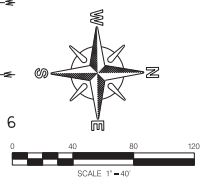
C-6

AC WATER & SEWER GROUP 1025
MARYLAND ST
BTWN MEADE AVE & MONROE AVE

CITY OF SAN DIEGO, CALIFORNIA
PUBLIC WORKS DEPARTMENT
SHEET 8 OF 37 SHEETS

PROJECT NO.	DATE	WATER MS	B-15083
FOR CITY ENGINEER ANDREA DEMICH, P.E.	CT0321	SEWER MS	B-15082
PROJECT MANAGER AZIN NOUR			
DESCRIPTION	BY	APPROVED	DATE
ORIGINAL	AN/CK		216-1722
			OSSET COORDINATE
			1856-6284
			OSSET COORDINATE
			SHEET 08

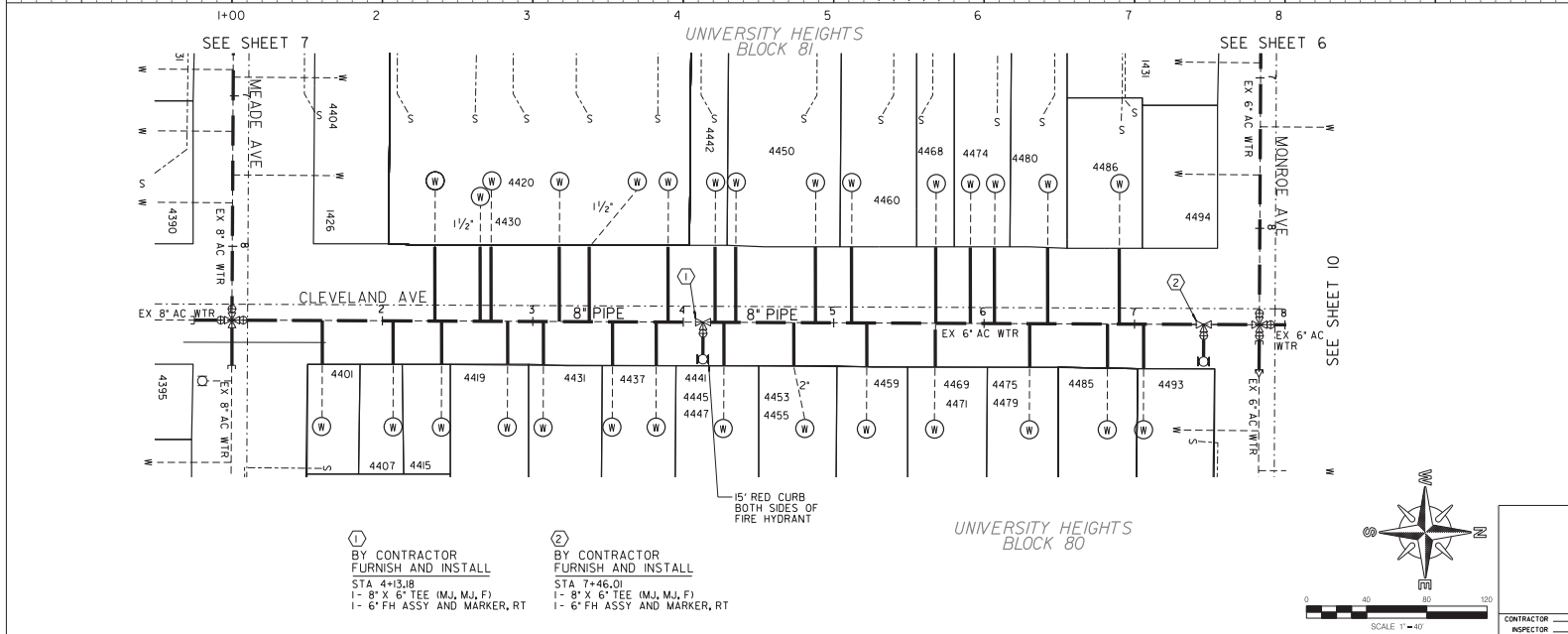
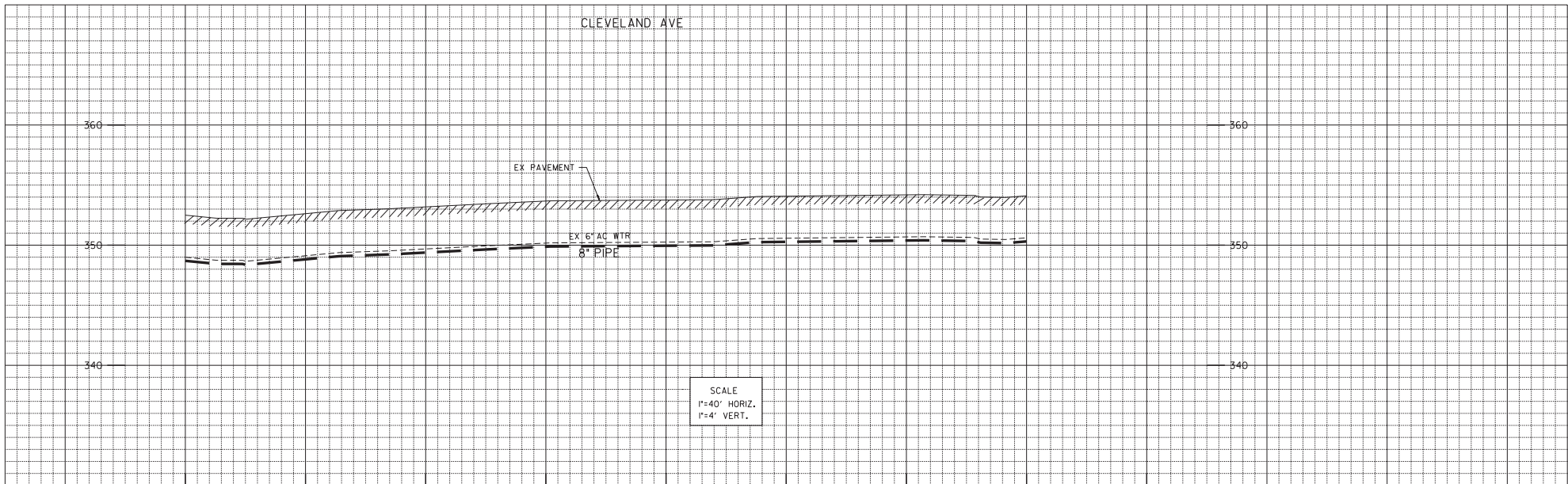
CONTRACTOR _____ DATE STARTED _____
INSPECTOR _____ DATE COMPLETED _____



Appendix K - Exhibits (Reference Only)
AC Water & Sewer Group 1025

FOR REFERENCE ONLY

MARYLAND ST



- ① BY CONTRACTOR
FURNISH AND INSTALL
STA 4+3.18
1- 8" X 6" TEE (M.J, M.J, F)
1- 6" FH ASSY AND MARKER, RT
- ② BY CONTRACTOR
FURNISH AND INSTALL
STA 7+46.01
1- 8" X 6" TEE (M.J, M.J, F)
1- 6" FH ASSY AND MARKER, RT

THESE PLANS ARE FOR REFERENCE ONLY.

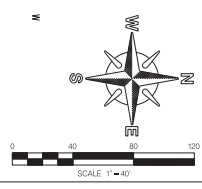
NO SURVEY FOR WATER WAS USED TO CONSTRUCT THESE DRAWINGS.

PROPOSED WATER MAIN REPLACEMENT ON THIS PROJECT WILL REPLACE-IN-PLACE THE EXISTING WATER MAIN.

INFORMATION IS NOT DRAWN TO SCALE.

UTILITY MARKOUTS DURING CONSTRUCTION WILL DEFINE REPLACEMENT LOCATION.

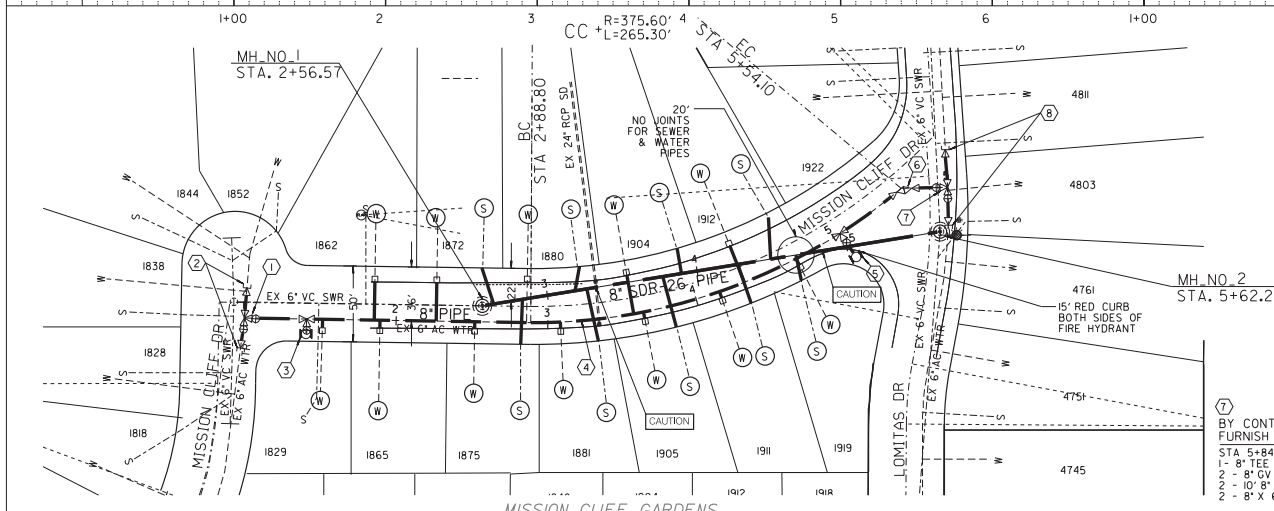
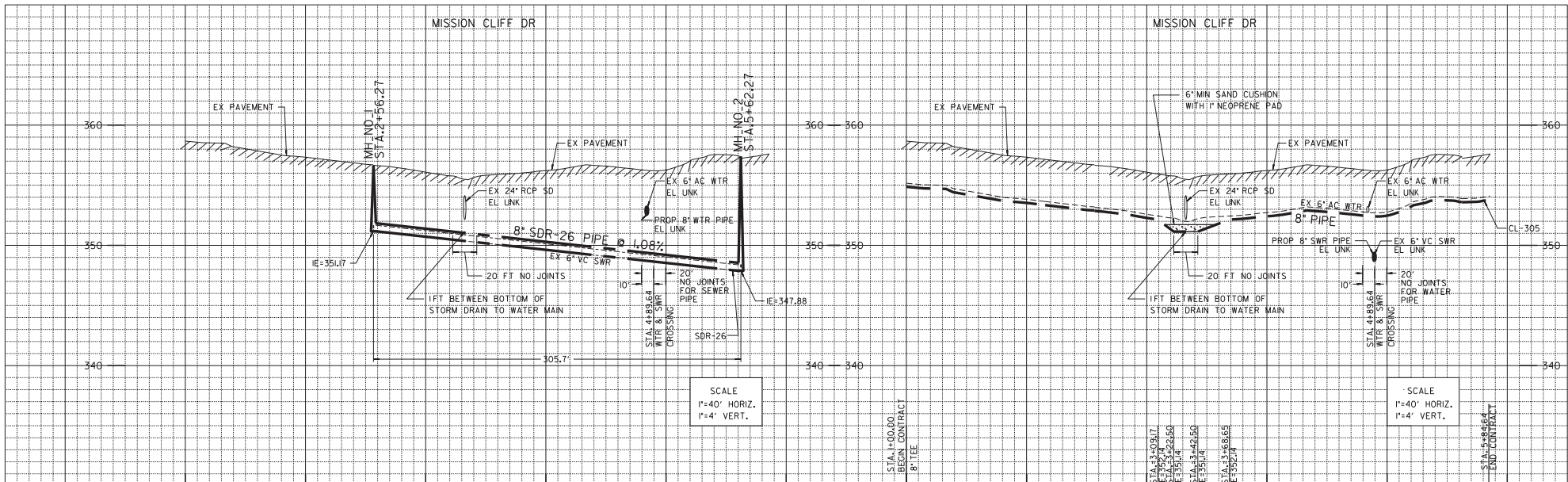
AC WATER & SEWER GROUP 1025		C-7
CLEVELAND AVE		
BTWN MEADE AVE & MONROE AVE		
CITY OF SAN DIEGO, CALIFORNIA PUBLIC WORKS DEPARTMENT SHEET 9 OF 37 SHEETS		WATER WBS B-15083 SEWER WBS B-15082
FOR SEY ENGINEER ANDREA DEMICH, P.E.	DATE C70321	PROJECT MANAGER BIJAN SHAKIBA
DESCRIPTION ORIGINAL	BY AN/CK	PROJECT ENGINEER AZIN NOUR
APPROVED	DATE	DATE 216-1722
FILED		OSSET COORDINATE 1856-6284
CONTRACTOR INSPECTOR		DATE STARTED DATE COMPLETED
		SHEET 09



Appendix K - Exhibits (Reference Only)
AC Water & Sewer Group 1025

FOR REFERENCE ONLY

CLEVELAND AVE



SEWER ALIGNMENT FOR Sheet II
 POINT CHAINAGE (ft) NORTHING (ft) EASTING (ft)
 ELEMENT LENGTH (ft) WCB (0° 00' 00")
 (STRAIGHT) WCB (0° 00' 00")
 (R=STARTING ANGLE) (R-END ANGLE)
 POB 2+56.57 1858876.66 6286448.36
 STRAIGHT 305.70 N 80° 47' 34.87" E
 POE 5+62.27 1858920.57 6286750.12

WATER ALIGNMENT FOR Sheet II
 POINT CHAINAGE (ft) NORTHING (ft) EASTING (ft)
 ELEMENT LENGTH (ft) WCB (0° 00' 00")
 (STRAIGHT) WCB (0° 00' 00")
 (R=STARTING ANGLE) (R-END ANGLE)
 POB 1+00.00 1858863.62 6286291.46
 STRAIGHT 4.08 S 89° 04' 18.88" E
 PI+4.08 1858862.95 6286332.53
 STRAIGHT 147.72 S 89° 04' 18.88" E
 PC 2+88.80 1858860.56 6286480.24
 R = -375.60 265.30
 S 89° 40' 55.60" E N 49° 50' 49.20" E
 PT 5+54.10 1858949.08 6286724.52
 STRAIGHT 30.54 N 88° 37' 04.42" E
 POE 5+84.64 1858949.91 6286753.05

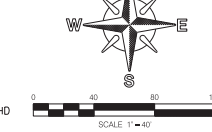
REFERENCE:
 WATER: 948-D
 SEWER: 948-D
 STORM DRAIN: 949-D
 GAS: N/A
 ELECTRIC: N/A
 CABLE: TV: N/A
 TELEPHONE: N/A
 IMPROVEMENTS: 949-D
 100' SCALE/FIELD BOOK: 218-1722, 218-1725/GITS
 THOMAS BROS. 1269 C3
 HGL:

RETIREMENTS:
 6" - VC - 303' - 1941
 6" - AC - 563' - 1941
 FH (2-PORT) - 1
 4" LATERAL - 9 - UNK - 1941
 1" SERVICE - 11 - UNK - 1941

- ① BY CONTRACTOR FURNISH AND INSTALL
 STA 1+00.00
 1 - 8" X 6" TEE (F)
 2 - 8" CV (F, MJ) AHD, RT
 2 - 10" 8" PIPE, LT, RT
 2 - 8" X 6" REDUCER (F, MJ) LT, RT
- ② BY CITY FORCES FURNISH & INSTALL AHD OF CONTRACTOR
 STA 1+00.00
 CUT AND PLUG:
 EX 6" AC WTR, LT, RT
 RECONNECT AFTER NEW MAIN HAS BEEN ACCEPTED.
- ③ BY CONTRACTOR FURNISH AND INSTALL
 STA 1+41.08
 1 - 8" X 6" TEE (MJ, MJ, F)
 1 - 6" FH ASSY AND MARKER, RT
- ④ BY CONTRACTOR FURNISH AND INSTALL
 STA 3+22.37
 1 - 8" X 11.25" DEFLECTION COUPLINGS
- ⑤ BY CONTRACTOR FURNISH AND INSTALL
 STA 5+05.00
 1 - 8" X 6" TEE (MJ, MJ, F)
 1 - 6" FH ASSY AND MARKER, RT
- ⑥ BY CONTRACTOR FURNISH AND INSTALL
 STA 5+54.10
 1 - 8" X 22.5" BEND (MJ)
 1 - 8" X 11.25" BEND (MJ), AHD

⑦ BY CONTRACTOR FURNISH AND INSTALL
 STA 5+84.64
 1 - 8" TEE (F)
 2 - 8" CV (F, MJ) BK, RT
 2 - 10" 8" PIPE, LT, RT
 2 - 8" X 6" REDUCER (MJ) LT, RT

⑧ BY CITY FORCES FURNISH & INSTALL AHD OF CONTRACTOR
 STA 5+84.64
 CUT AND PLUG:
 EX 6" PVC WTR, LT, RT
 RECONNECT AFTER NEW MAIN HAS BEEN ACCEPTED.



AC WATER & SEWER GROUP 1025
 MISSION CLIFF DR
 LOMITAS DR
 CITY OF SAN DIEGO, CALIFORNIA
 PUBLIC WORKS DEPARTMENT
 SHEET # OF 37 SHEETS

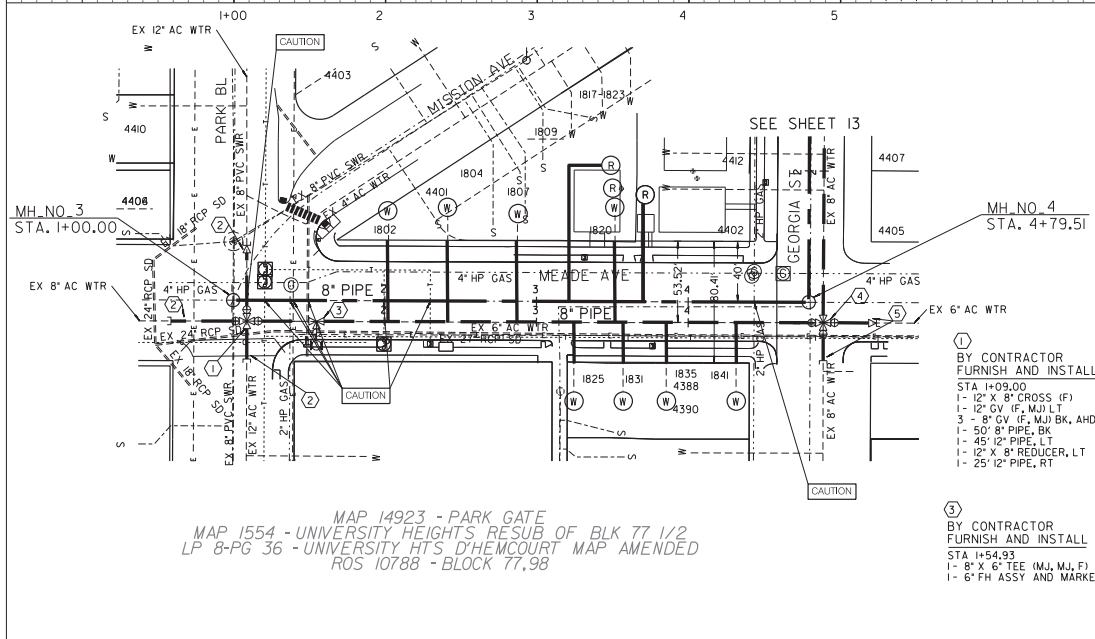
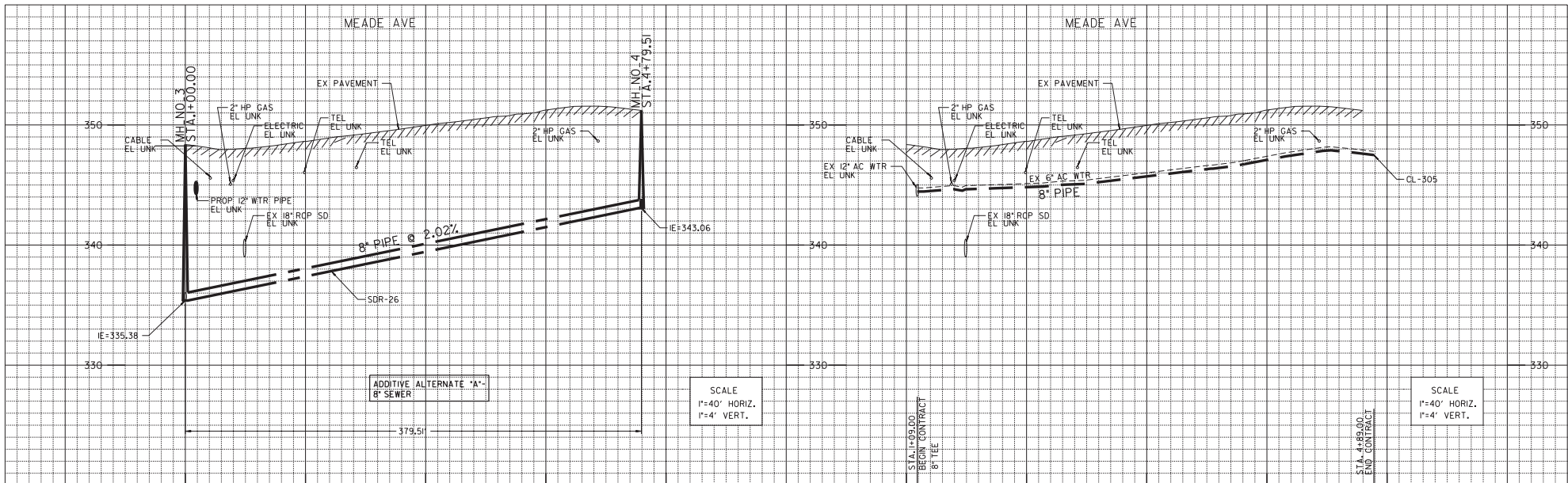
FOR CITY ENGINEER ANDREA DEMICH, P.E.	DATE C70321	PROJECT ENGINEER BIJAN SHAKIBA
DESCRIPTION ORIGINAL	BY AN/KC	DATE 218-1722, 218-1725
APPROVED DATE FILED		PROJECT NUMBER 1858-6286
		CSS# COORDINATE SHEET NUMBER
		SHEET 11

CONTRACTOR _____ DATE STARTED _____
 INSPECTOR _____ DATE COMPLETED _____

Appendix K - Exhibits (Reference Only)
 AC Water & Sewer Group 1025

FOR REFERENCE ONLY

MISSION CLIFF DR



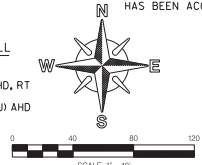
SEWER ALIGNMENT FOR Sheet 12-13
 POINT CHAINAGE (ft) NORTHING (ft) EASTING (ft)
 ELEMENT LENGTH (ft) WCB (0' 00' 00")
 (STRAIGHT) WCB (0' 00' 00")
 (R=STARTING ANGLE) (R=END ANGLE)
 POB 1+00.00 1856478.35 6286125.55
 STRAIGHT 379.51 S 89° 47' 16.44" E
 PI 4+79.51 1856476.95 6286505.06

WATER ALIGNMENT FOR Sheet 12
 POINT CHAINAGE (ft) NORTHING (ft) EASTING (ft)
 ELEMENT LENGTH (ft) WCB (0' 00' 00")
 (STRAIGHT) WCB (0' 00' 00")
 (R=STARTING ANGLE) (R=END ANGLE)
 POB 1+00.00 1856464.57 6286134.55
 STRAIGHT 45.93 S 89° 51' 30.34" E
 PI 1+45.93 1856464.45 6286180.48
 STRAIGHT 334.07 S 89° 49' 56.02" E
 POE 4+80.00 1856463.48 6286544.55

REFERENCE:
 WATER: 14198-3-0, 14198-5-D
 SEWER: 2026-1-L, 30873-2-7, 31951-16-D
 STORM DRAIN: 13375-AL, 14198-13-D
 GAS: 216-1722
 ELECTRIC: 216-1722
 CABLE: TV, 216-1722
 TELEPHONE: 216-1722
 IMPROVEMENTS: N/A
 100' SCALE / FIELD BOOKS: 216-1722, 216-1725 / GIS, H185
 THOMAS BROS.: 1269 C4

RETIREMENTS:
 6" - AC - 480' - 1971
 FH 12-PORT) - 1
 1" SERVICE - 8" - UNK - 1971

- ① BY CONTRACTOR FURNISH AND INSTALL
 STA 1+09.00
 1- 12" X 8" CROSS (F)
 1- 12" GY (F, MJ) LT
 3 - 8" GY (F, MJ) BK, AHD, LT
 1- 50' 8" PIPE, BK
 1- 45' 12" PIPE, LT
 1- 12" X 8" REDUCER, LT
 1- 25' 12" PIPE, RT
- ② BY CITY FORCES FURNISH & INSTALL AHD OF CONTRACTOR
 STA 1+09.00
 CUT AND PLUG:
 EX 12" AC WTR, LT, RT
 RECONNECT AFTER NEW MAIN HAS BEEN ACCEPTED.
- ③ BY CONTRACTOR FURNISH AND INSTALL
 STA 1+54.93
 1- 8" X 6" TEE (MJ, MJ, F)
 1- 6" FH ASSY AND MARKER, RT
- ④ BY CONTRACTOR FURNISH AND INSTALL
 STA 4+89.00
 1- 8" CROSS (F)
 3 - 8" GY (F, MJ) BK, AHD, RT
 1- 30' 8" PIPE, AHD
 1- 8" X 6" REDUCER (MJ) AHD
 1- 25' 8" PIPE, RT
- ⑤ BY CITY FORCES FURNISH & INSTALL AHD OF CONTRACTOR
 STA 4+89.00
 CUT AND PLUG:
 EX 6" AC WTR, AHD
 EX 8" AC WTR, RT
 RECONNECT AFTER NEW MAIN HAS BEEN ACCEPTED.



MAP 14923 - PARK GATE
 MAP 1554 - UNIVERSITY HEIGHTS RESUB OF BLK 77 1/2
 LP 8-PG 36 - UNIVERSITY HTS D'HEMCOURT MAP AMENDED
 ROS 10788 - BLOCK 77, 98

C-10

AC WATER & SEWER GROUP 1025
 MEADE AVE
 BTWN PARK BL & GEORGIA ST

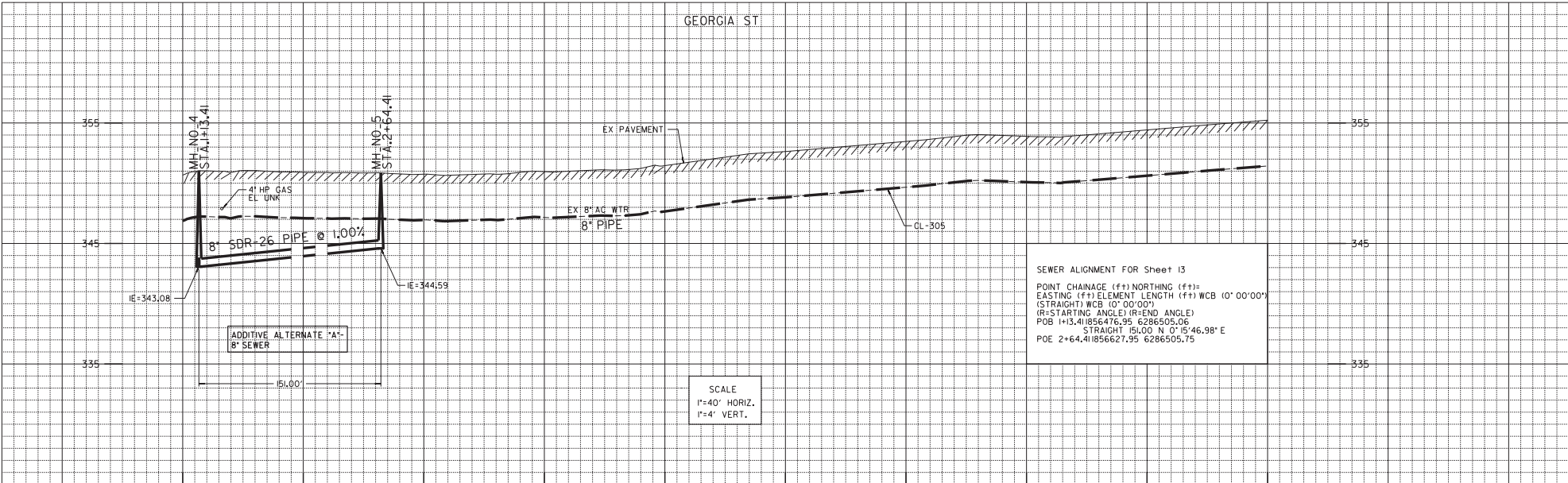
CITY OF SAN DIEGO, CALIFORNIA PUBLIC WORKS DEPARTMENT SHEET 12 OF 37 SHEETS		WATER WBS B-15083 SEWER WBS B-15082
FOR CITY ENGINEER ANDREA DEMICH, P.E. DATE: 07/03/21		PROJECT MANAGER BIJAN SHAKIBA
DESCRIPTION		PROJECT ENGINEER AZIN NOUR
ORIGINAL	BY AN/CX	DATE
		FILED
		216-1722, 216-1725
		1856-6286
		OSSET COORDINATE
		SHEET 12

CONTRACTOR _____ DATE STARTED _____
 INSPECTOR _____ DATE COMPLETED _____

Appendix K - Exhibits (Reference Only)
 AC Water & Sewer Group 1025

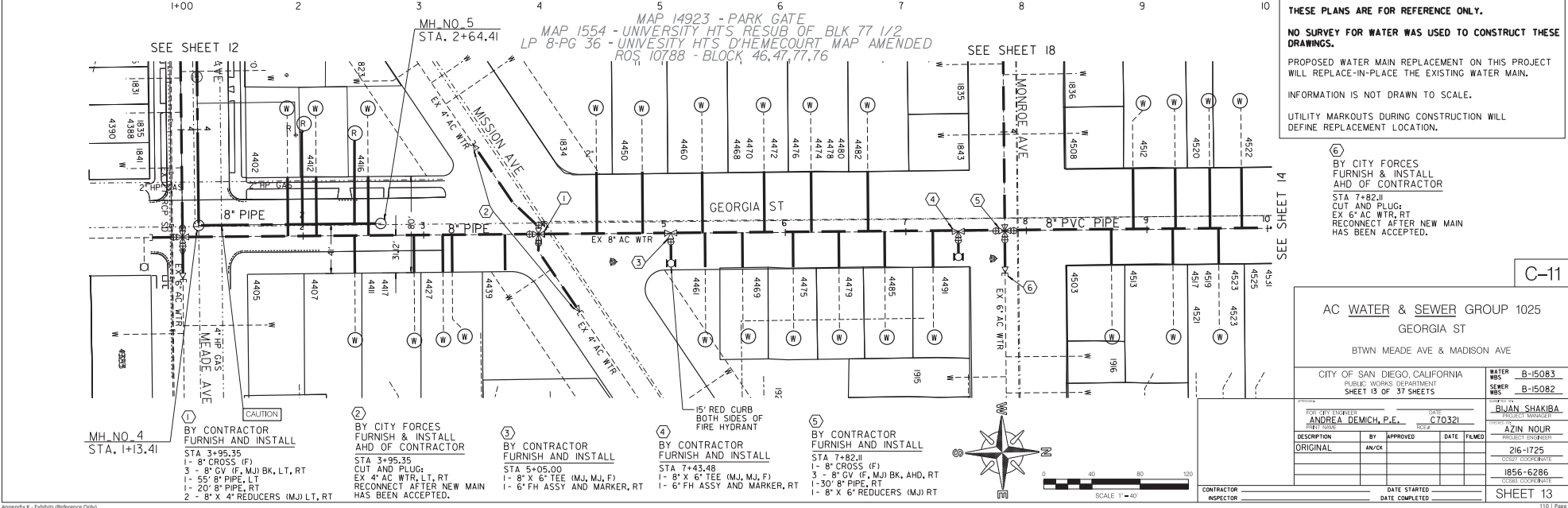
FOR REFERENCE ONLY

MEADE AVE



SEWER ALIGNMENT FOR Sheet 13
 POINT CHAINAGE (ff+) NORTHING (ff+)=
 EASTING (ff+) ELEMENT LENGTH (ff+) WCB (0° 00' 00")
 (STRAIGHT) WCB (0° 00' 00")
 (R=STARTING ANGLE) (R-END ANGLE)
 POB 1+13.41 856476.95 6286505.06
 STRAIGHT 151.00 N 0° 15' 46.98" E
 POE 2+64.41 856627.95 6286505.75

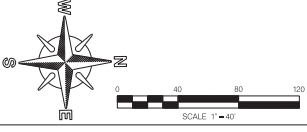
SCALE
 1"=40' HORIZ.
 1"=4' VERT.



THESE PLANS ARE FOR REFERENCE ONLY.
 NO SURVEY FOR WATER WAS USED TO CONSTRUCT THESE DRAWINGS.
 PROPOSED WATER MAIN REPLACEMENT ON THIS PROJECT WILL REPLACE-IN-PLACE THE EXISTING WATER MAIN.
 INFORMATION IS NOT DRAWN TO SCALE.
 UTILITY MARKOUTS DURING CONSTRUCTION WILL DEFINE REPLACEMENT LOCATION.

BY CITY FORCES FURNISH & INSTALL AHD OF CONTRACTOR
 STA 7+82.11
 EX 6" AC WTR, RT
 RECONNECT AFTER NEW MAIN HAS BEEN ACCEPTED.

- 1 BY CONTRACTOR FURNISH AND INSTALL
 STA 3+95.35
 1- 8" CROSS (F)
 3- 8" CV (F, MJ) BK, LT, RT
 1- 6" PIPE, LT
 1- 20" 6" PIPE, RT
 2- 8" X 4" REDUCERS (MJ) LT, RT
- 2 BY CITY FORCES FURNISH & INSTALL AHD OF CONTRACTOR
 STA 3+95.35
 CUT AND PLUG;
 EX 4" AC WTR, LT, RT
 RECONNECT AFTER NEW MAIN HAS BEEN ACCEPTED.
- 3 BY CONTRACTOR FURNISH AND INSTALL
 STA 5+05.00
 1- 8" X 6" TEE (MJ, MJ, F)
 1- 6" FH ASSY AND MARKER, RT
- 4 BY CONTRACTOR FURNISH AND INSTALL
 STA 7+43.48
 1- 8" X 6" TEE (MJ, MJ, F)
 1- 30" 8" PIPE, RT
 1- 8" X 6" REDUCERS (MJ) RT
- 5 BY CONTRACTOR FURNISH AND INSTALL
 STA 7+82.11
 1- 8" CROSS (F)
 3- 8" CV (F, MJ) BK, AHD, RT
 1- 30" 8" PIPE, RT
 1- 8" X 6" REDUCERS (MJ) RT



C-11

AC WATER & SEWER GROUP 1025
 GEORGIA ST
 BTWN MEADE AVE & MADISON AVE

CITY OF SAN DIEGO, CALIFORNIA
 PUBLIC WORKS DEPARTMENT
 SHEET 13 OF 37 SHEETS

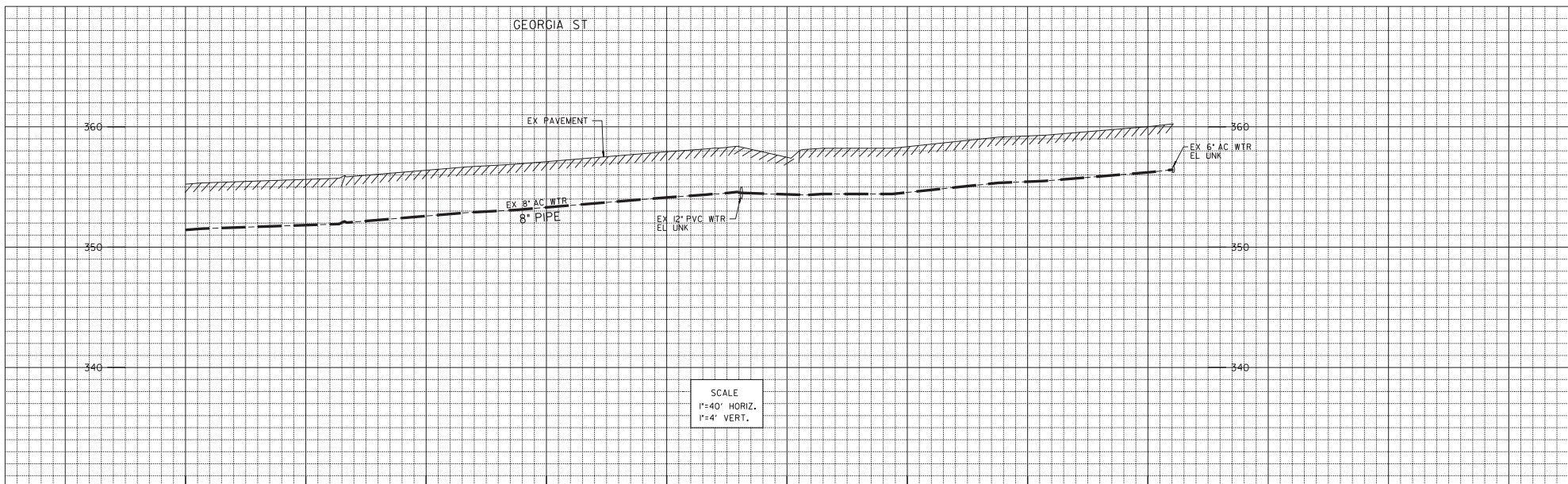
FOR CITY ENGINEER ANDREA DEMICH, P.E.	DATE C70321
PROJECT MANAGER BIJAN SHAKIBA	PROJECT NUMBER 216-1725
DESCRIPTION ORIGINAL	CROSS COORDINATE 1856-6286
BY APPROVED AN/KC	DATE COMPLETED
CONTRACTOR INSPECTOR	DATE STARTED

SHEET 13

Appendix K - Exhibits (Reference Only)
 AC Water & Sewer Group 1025

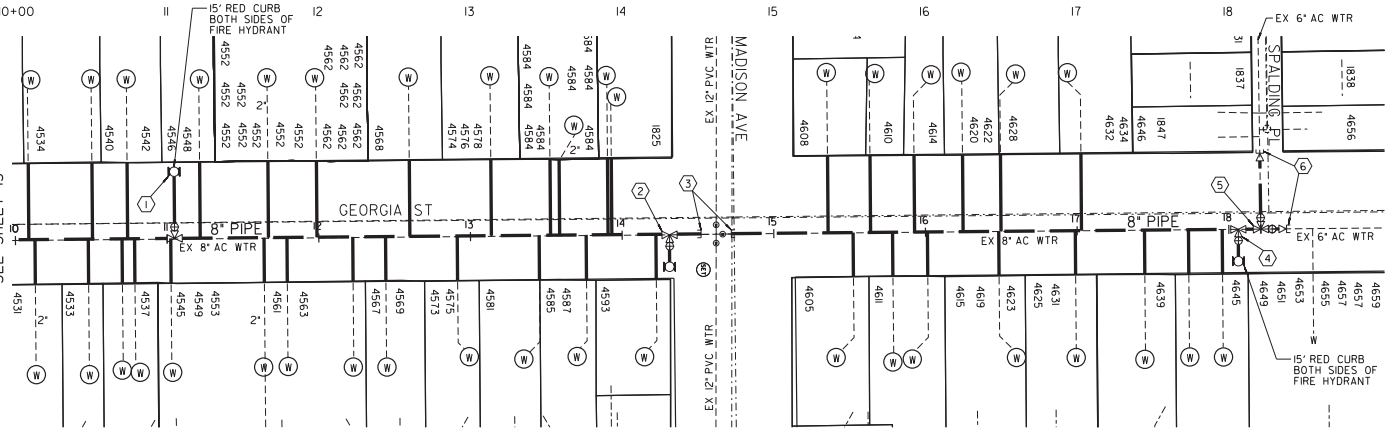
FOR REFERENCE ONLY

GEORGIA ST



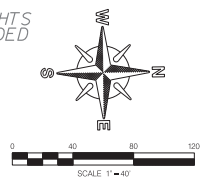
SCALE
1"=40' HORIZ.
1"=4' VERT.

- ① BY CONTRACTOR FURNISH AND INSTALL
STA 14+05.00
1- 8" X 6" TEE (MJ, MJ, F)
1- 6" FH ASSY AND MARKER, LT
- ② BY CONTRACTOR FURNISH AND INSTALL
STA 14+31.24
1- 8" X 6" TEE (MJ, MJ, F)
1- 6" FH ASSY AND MARKER, RT
- ③ BY CITY FORCES FURNISH & INSTALL AHD OF CONTRACTOR
STA 14+62.00
CUT AND PLUG:
EX 8" AC WTR, 10', BK
EX 8" AC WTR, 10', AHD
RECONNECT AFTER NEW MAIN HAS BEEN ACCEPTED.
- ④ BY CONTRACTOR FURNISH AND INSTALL
STA 18+06.25
1- 8" X 6" TEE (MJ, MJ, F)
1- 6" FH ASSY AND MARKER, RT
- ⑤ BY CONTRACTOR FURNISH AND INSTALL
STA 18+21J2
1- 8" TEE (F)
2- 8" GV (MJ) LT, AHD
1- 45' 6" PIPE, LT
1- 10" 8" PIPE, AHD
2- 8" X 6" REDUCER (MJ) AHD, LT
- ⑥ BY CITY FORCES FURNISH & INSTALL AHD OF CONTRACTOR
STA 18+21J2
CUT AND PLUG:
EX 6" AC WTR, AHD, LT
RECONNECT AFTER NEW MAIN HAS BEEN ACCEPTED.



LP 8-PG 36 - UNIVERSITY HTS
D'HEMECOURT MAP AMENDED
BLOCK 46,47

MAP 14316 - PARKCREST
LP 8-PG 36 - UNIVERSITY HTS
D'HEMECOURT MAP AMENDED
BLOCK 24,23



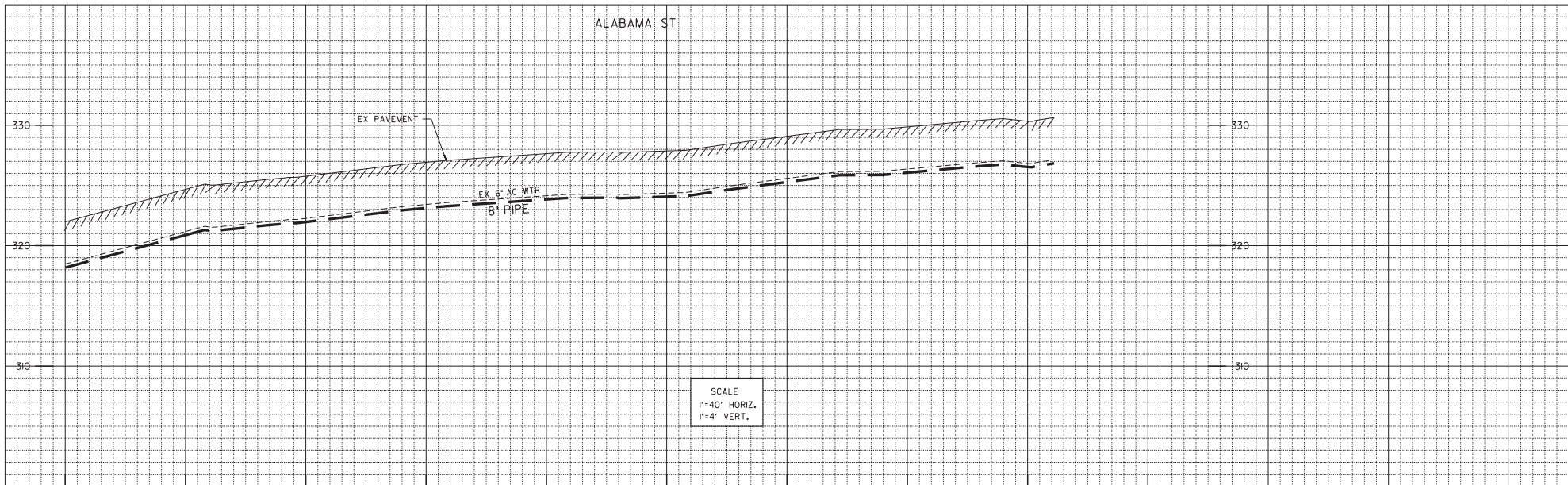
THESE PLANS ARE FOR REFERENCE ONLY.
NO SURVEY FOR WATER WAS USED TO CONSTRUCT THESE DRAWINGS.
PROPOSED WATER MAIN REPLACEMENT ON THIS PROJECT WILL REPLACE-IN-PLACE THE EXISTING WATER MAIN.
INFORMATION IS NOT DRAWN TO SCALE.
UTILITY MARKOUTS DURING CONSTRUCTION WILL DEFINE REPLACEMENT LOCATION.

AC WATER & SEWER GROUP 1025 GEORGIA ST BTWN MONROE AVE & SPALDING PL		WATER NOS B-15083 SEWER NOS B-15082
CITY OF SAN DIEGO, CALIFORNIA PUBLIC WORKS DEPARTMENT SHEET 14 OF 37 SHEETS		FOR CITY ENGINEER ANDREA DEMICH, P.E. DATE C70321
PROJECT MANAGER AZIN NOUR PROJECT ENGINEER 216-1725 1858-6286		PROJECT ENGINEER BIJAN SHAKIBA PROJECT ENGINEER 216-1725 1858-6286
DESCRIPTION	BY	APPROVED
ORIGINAL	AN/CK	DATE
		FILED
CONTRACTOR	DATE STARTED	
INSPECTOR	DATE COMPLETED	

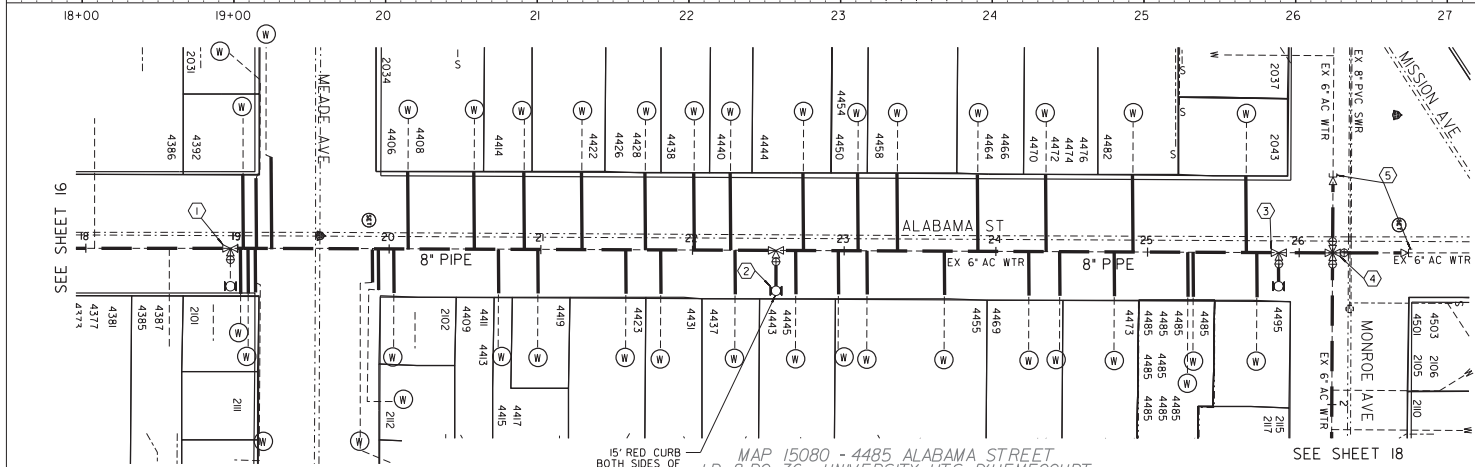
FOR REFERENCE ONLY

Appendix K - Exhibits (Reference Only)
AC Water & Sewer Group 1025

GEORGIA ST



SCALE
1"=40' HORIZ.
1"=4' VERT.

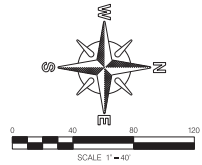


MAP 15080 - 4485 ALABAMA STREET
LP 8-PG 36 - UNIVERSITY HTS D'HEMECOURT
MAP AMENDED, BLOCK 75.74

SEE SHEET 16

SEE SHEET 18

- ① BY CONTRACTOR FURNISH AND INSTALL
STA 18+95.30
1- 8" X 6" TEE (MJ, MJ, F)
1- 6" FH ASSY AND MARKER, RT
- ② BY CONTRACTOR FURNISH AND INSTALL
STA 22+55.00
1- 8" X 6" TEE (MJ, MJ, F)
1- 6" FH ASSY AND MARKER, RT
- ③ BY CONTRACTOR FURNISH AND INSTALL
STA 25+86.55
1- 8" X 6" TEE (MJ, MJ, F)
1- 6" FH ASSY AND MARKER, RT
- ④ BY CONTRACTOR FURNISH AND INSTALL
STA 26+22.05
1- 8" CROSS (F)
3 - 8" GV (F, MJ) AHD, LT, RT
2 - 45" 8" PIPE, AHD, LT
2 - 8" X 6" REDUCER (MJ) AHD, LT
- ⑤ BY CITY FORCES FURNISH & INSTALL AHD OF CONTRACTOR
STA 26+22.05
CUT AND PLUG:
EX 6" AC WTR, 45" AHD & LT
RECONNECT AFTER NEW MAIN HAS BEEN ACCEPTED.



THESE PLANS ARE FOR REFERENCE ONLY.
NO SURVEY FOR WATER WAS USED TO CONSTRUCT THESE DRAWINGS.
PROPOSED WATER MAIN REPLACEMENT ON THIS PROJECT WILL REPLACE-IN-PLACE THE EXISTING WATER MAIN.
INFORMATION IS NOT DRAWN TO SCALE.
UTILITY MARKOUTS DURING CONSTRUCTION WILL DEFINE REPLACEMENT LOCATION.

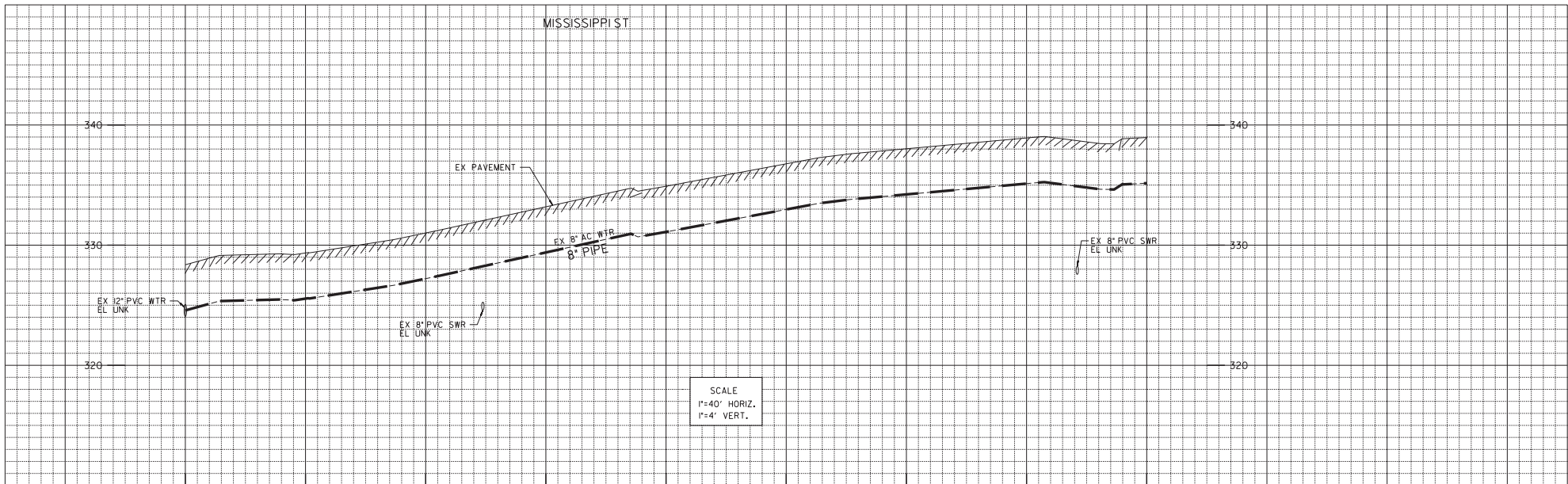
C-15

AC WATER & SEWER GROUP 1025 ALABAMA ST BTWN MEADE AVE & MONROE AVE		WATER NOS B-15083 SEWER NOS B-15082
CITY OF SAN DIEGO, CALIFORNIA PUBLIC WORKS DEPARTMENT SHEET 17 OF 37 SHEETS		PROJECT ENGINEER ANDREA DEMICH, P.E. DATE C70321
PROJECT MANAGER AZIN NOUR PROJECT NUMBER 216-1725		PROJECT ENGINEER BIJAN SHAKIBA
CITY COORDINATOR 1856-6287		PROJECT ENGINEER AZIN NOUR
CONTRACTOR INSPECTOR		DATE STARTED DATE COMPLETED
SHEET 17		14

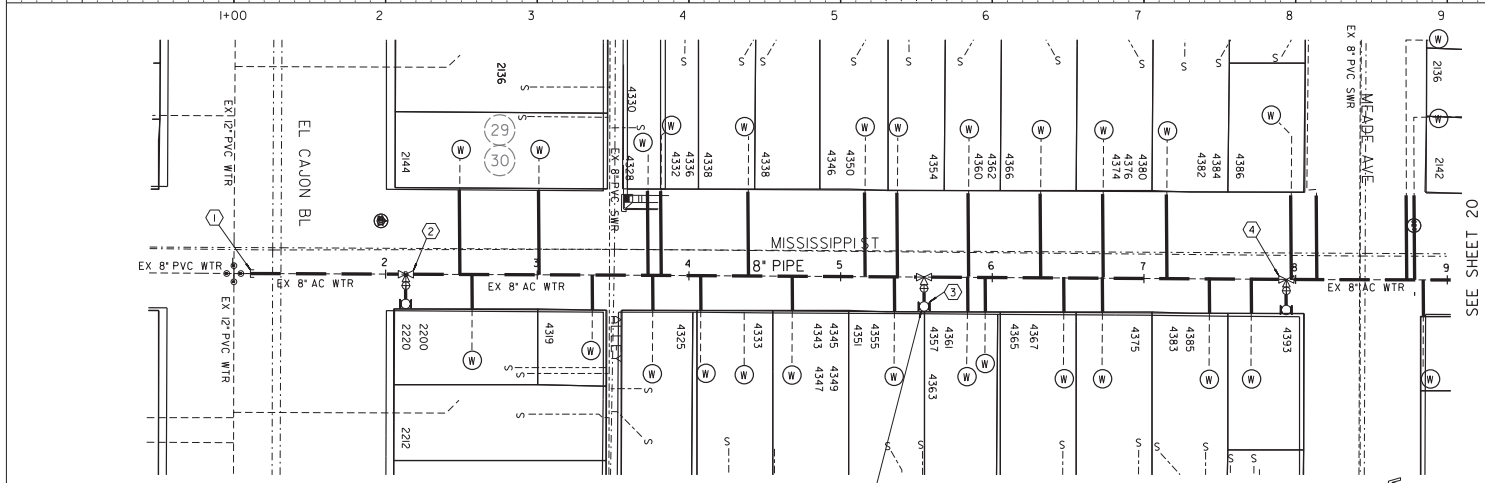
FOR REFERENCE ONLY

Appendix K - Exhibits (Reference Only)
AC Water & Sewer Group 1025

ALABAMA ST



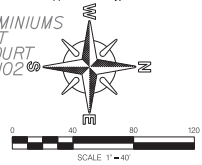
SCALE
1"=40' HORIZ.
1"=4' VERT.



THESE PLANS ARE FOR REFERENCE ONLY.
NO SURVEY FOR WATER WAS USED TO CONSTRUCT THESE DRAWINGS.
PROPOSED WATER MAIN REPLACEMENT ON THIS PROJECT WILL REPLACE-IN-PLACE THE EXISTING WATER MAIN.
INFORMATION IS NOT DRAWN TO SCALE.
UTILITY MARKOUTS DURING CONSTRUCTION WILL DEFINE REPLACEMENT LOCATION.

- ① BY CITY FORCES FURNISH & INSTALL AHD OF CONTRACTOR
STA 1+00.00
CUT AND PLUG:
EX 8" AC WTR, AHD RECONNECT TO EX 8" PVC STUB OUT AFTER NEW MAIN HAS BEEN ACCEPTED.
- ② BY CONTRACTOR FURNISH AND INSTALL
STA 2+13.37
1- 8" X 6" TEE (M,J, F)
1- 6" FH ASSY AND MARKER, RT
- ③ BY CONTRACTOR FURNISH AND INSTALL
STA 2+55.00
1- 8" X 6" TEE (M,J, F)
1- 6" FH ASSY AND MARKER, RT
- ④ BY CONTRACTOR FURNISH AND INSTALL
STA 7+93.88
1- 8" X 6" TEE (M,J, F)
1- 6" FH ASSY AND MARKER, RT

MAP 15694 - 4351 ALABAMA STREET CONDOMINIUMS
MAP 15500 - 4328 LOUISIANA STREET
LP 8-PG 36 UNIVERSITY HTS D'HEMECOURT
MAP AMENDED, ROS 17496 - BLOCK 101,102



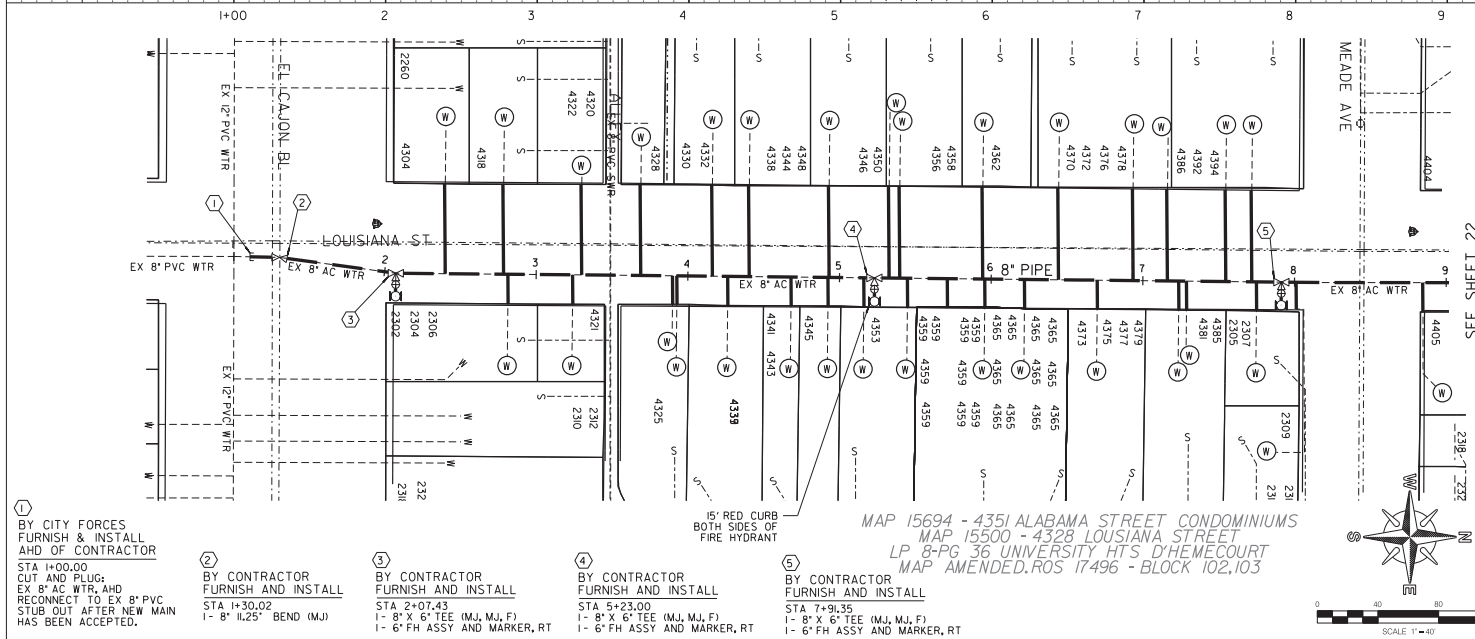
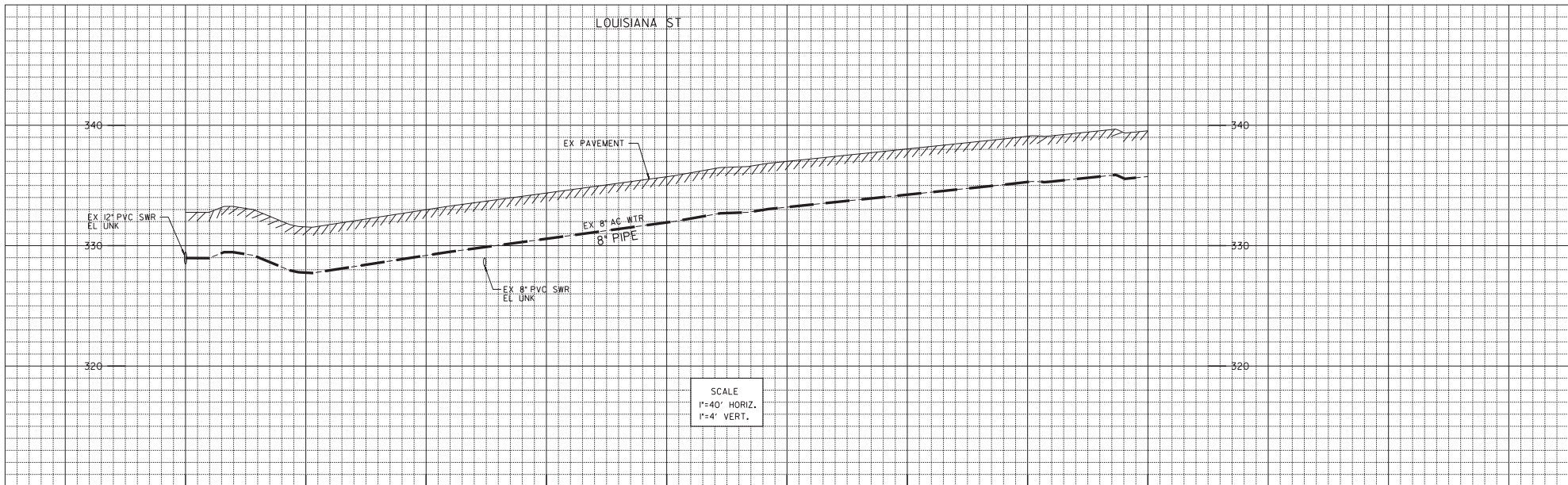
C-17

AC WATER & SEWER GROUP 1025		WATER MS B-15083
MISSISSIPPI ST		SEWER MS B-15082
BTWN EL CAJON BL & MEADE AVE		
CITY OF SAN DIEGO, CALIFORNIA PUBLIC WORKS DEPARTMENT SHEET 19 OF 37 SHEETS		
FOR CITY ENGINEER ANDREA DEMICH, P.E.	DATE CT0321	BY BIJAN SHAKIBA PROJECT MANAGER
DESCRIPTION ORIGINAL	BY AN/CX	DATE FILMED
PROJECT NUMBER 214-1725,216-1725		PROJECT ENGINEER AZIN NOUR
CROSS COORDINATE 1855-6287		CROSS COORDINATE
CONTRACTOR INSPECTOR		DATE STARTED DATE COMPLETED
SHEET 19		16 of 18

FOR REFERENCE ONLY

Appendix K - Exhibits (Reference Only)
AC Water & Sewer Group 1025

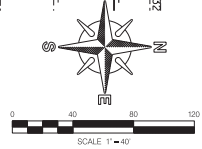
MISSISSIPPI ST



THESE PLANS ARE FOR REFERENCE ONLY.
 NO SURVEY FOR WATER WAS USED TO CONSTRUCT THESE DRAWINGS.
 PROPOSED WATER MAIN REPLACEMENT ON THIS PROJECT WILL REPLACE-IN-PLACE THE EXISTING WATER MAIN.
 INFORMATION IS NOT DRAWN TO SCALE.
 UTILITY MARKOUTS DURING CONSTRUCTION WILL DEFINE REPLACEMENT LOCATION.

- ① BY CITY FORCES FURNISH & INSTALL AHD OF CONTRACTOR
 STA 1+00.00
 CUT AND PLUG
 EX 8" AC WTR, AHD RECONNECT TO EX 8" PVC STUB OUT AFTER NEW MAIN HAS BEEN ACCEPTED.
- ② BY CONTRACTOR FURNISH AND INSTALL
 STA 1+30.02
 1- 8" 11.25" BEND (MJ)
- ③ BY CONTRACTOR FURNISH AND INSTALL
 STA 2+07.43
 1- 8" X 6" TEE (MJ, MJ, F)
 1- 6" FH ASSY AND MARKER, RT
- ④ BY CONTRACTOR FURNISH AND INSTALL
 STA 5+23.00
 1- 8" X 6" TEE (MJ, MJ, F)
 1- 6" FH ASSY AND MARKER, RT
- ⑤ BY CONTRACTOR FURNISH AND INSTALL
 STA 7+91.35
 1- 8" X 6" TEE (MJ, MJ, F)
 1- 6" FH ASSY AND MARKER, RT

MAP 15694 - 4351 ALABAMA STREET CONDOMINIUMS
 MAP 15500 - 4328 LOUISIANA STREET
 LP 8-PG 36 UNIVERSITY HTS D'HEMECOURT
 MAP AMENDED.ROS 17496 - BLOCK 102,103



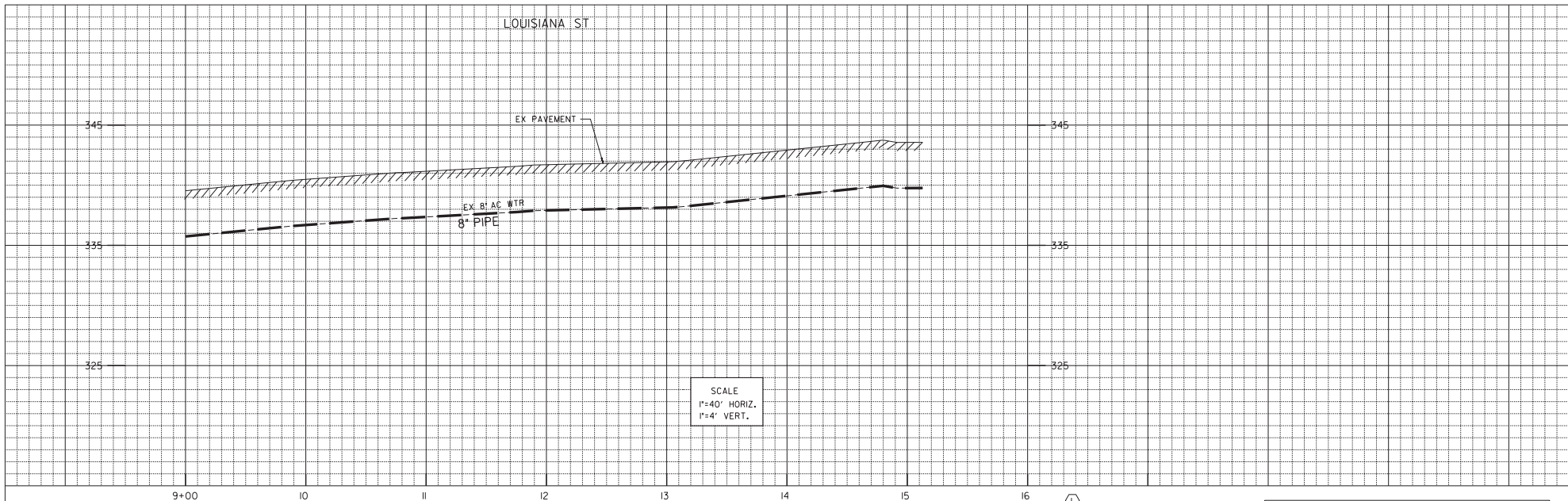
C-19

AC WATER & SEWER GROUP 1025		WATER WBS B-15083
LOUISIANA ST		SEWER WBS B-15082
BTWN EL CAJON BL & MEADE AVE		
CITY OF SAN DIEGO, CALIFORNIA PUBLIC WORKS DEPARTMENT SHEET 21 OF 37 SHEETS		PROJECT MANAGER BIJAN SHAKIBA
DESIGNER ANDREA DEMICH, P.E.	DATE C70321	PROJECT ENGINEER AZIN NOUR
DESCRIPTION ORIGINAL	BY AN/CK	DATE 214-1725
APPROVED [Signature]	DATE [Date]	FILED [Date]
CONTRACTOR INSPECTOR		DATE STARTED DATE COMPLETED
		SHEET 21

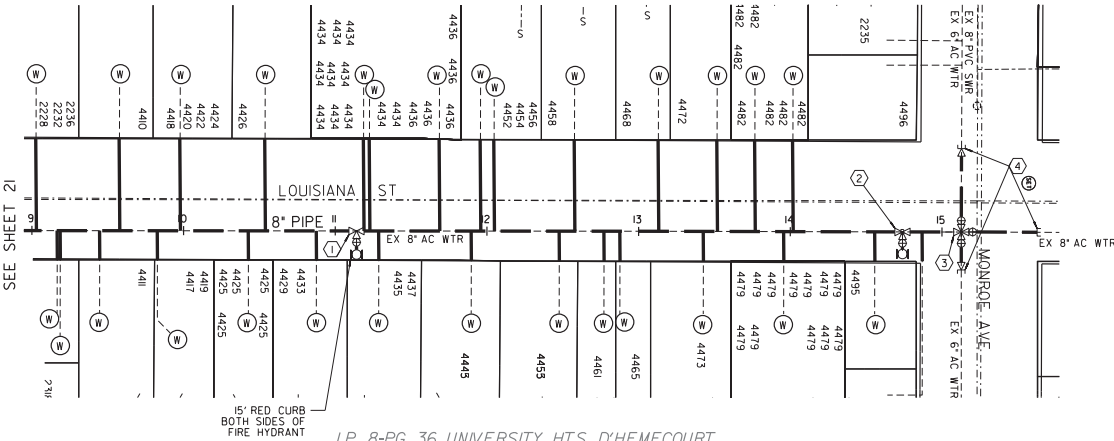
FOR REFERENCE ONLY

Appendix K - Exhibits (Reference Only)
 AC Water & Sewer Group 1025

LOUISIANA ST



SCALE
1"=40' HORIZ.
1"=4' VERT.

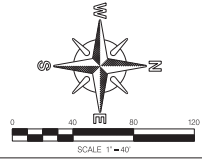


SEE SHEET 21

16" RED CURB ON BOTH SIDES OF FIRE HYDRANT
LP 8-PG 36 UNIVERSITY HTS D'HEMECOURT MAP AMENDED - BLOCK 73,72

- ① BY CONTRACTOR FURNISH AND INSTALL
STA 14+4.00
1 - 8" X 6" TEE (M, J, F)
1 - 6" FH ASSY AND MARKER, RT
- ② BY CONTRACTOR FURNISH AND INSTALL
STA 14+78.89
1 - 8" X 6" TEE (M, J, F)
1 - 6" FH ASSY AND MARKER, RT
- ③ BY CONTRACTOR FURNISH AND INSTALL
STA 15+12.72
1 - 8" CROSS (F)
3 - 8" CV (F, M, J) AHD, LT, RT
2 - 50' 8" PIPE, AHD, LT
2 - 8" X 6" REDUCER (M, J) LT, RT
1 - 20' 8" PIPE, RT
- ④ BY CITY FORCES FURNISH & INSTALL AHD OF CONTRACTOR
STA 15+12.72
CUT AND PLUG;
EX 6" AC WTR, LT, RT
EX 8" AC WTR, AHD
RECONNECT AFTER NEW MAIN HAS BEEN ACCEPTED.

THESE PLANS ARE FOR REFERENCE ONLY.
NO SURVEY FOR WATER WAS USED TO CONSTRUCT THESE DRAWINGS.
PROPOSED WATER MAIN REPLACEMENT ON THIS PROJECT WILL REPLACE-IN-PLACE THE EXISTING WATER MAIN.
INFORMATION IS NOT DRAWN TO SCALE.
UTILITY MARKOUTS DURING CONSTRUCTION WILL DEFINE REPLACEMENT LOCATION.



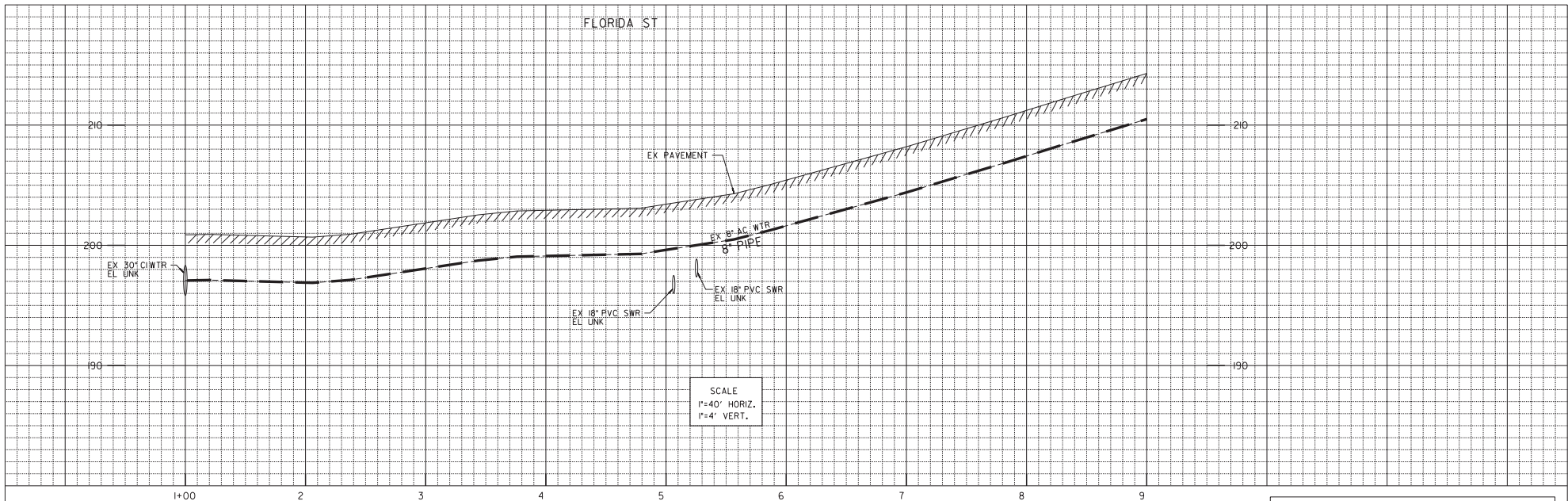
C-20

AC WATER & SEWER GROUP 1025		WATER MS	B-15083
LOUISIANA ST		SEWER MS	B-15082
BTWN MEADE AVE & MONROE AVE			
CITY OF SAN DIEGO, CALIFORNIA PUBLIC WORKS DEPARTMENT SHEET 22 OF 37 SHEETS		PROJECT ENGINEER	BIJAN SHAKIBA
PROJECT ENGINEER	ANDREA DEMICH, P.E.	DATE	7/20/21
DESCRIPTION	ORIGINAL	BY	AN/CK
APPROVED		DATE	
FILED		DATE	
		PROJECT NUMBER	216-1725
		OSSET COORDINATOR	1856-6288
		DATE STARTED	
		DATE COMPLETED	
		CONTRACTOR	
		INSPECTOR	
		DATE STARTED	
		DATE COMPLETED	

FOR REFERENCE ONLY

Appendix K - Exhibits (Reference Only)
AC Water & Sewer Group 1025

LOUISIANA ST

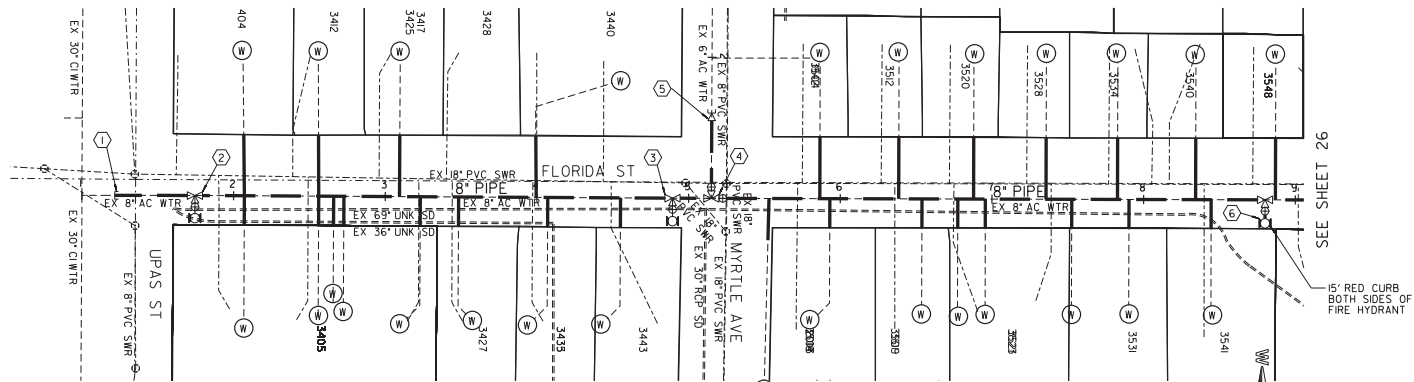


MAP 15281-1836 UPAS STREET
LP 8-PG UNIVERSITY HTS D'HEMECOURT
MAP AMENDED - ROS 15676 - BLOCK 253,260

MAP 11504 - WILSHIRE TERRACE CONDOMINIUMS
MAP 4471 UNIVERSITY HEIGHTS RESUB NO.3
LP 8-PG UNIVERSITY HTS D'HEMECOURT
MAP AMENDED - ROS 15676 - BLOCK 254,259

SEE SHEET 28

THESE PLANS ARE FOR REFERENCE ONLY.
NO SURVEY FOR WATER WAS USED TO CONSTRUCT THESE DRAWINGS.
PROPOSED WATER MAIN REPLACEMENT ON THIS PROJECT WILL REPLACE-IN-PLACE THE EXISTING WATER MAIN.
INFORMATION IS NOT DRAWN TO SCALE.
UTILITY MARKOUTS DURING CONSTRUCTION WILL DEFINE REPLACEMENT LOCATION.



① BY CITY FORCES
FURNISH & INSTALL
AHD OF CONTRACTOR
STA 1+00.00
CUT AND PLUG;
EX 8" AC WTR, 20' AHD
RECONNECT AFTER NEW MAIN
HAS BEEN ACCEPTED.

② BY CONTRACTOR
FURNISH AND INSTALL
STA 1+74.50
1- 8" X 6" TEE (M, J, F)
1- 6" FH ASSY AND MARKER, RT

③ BY CONTRACTOR
FURNISH AND INSTALL
STA 4+89.37
1- 8" X 6" TEE (M, J, F)
1- 6" FH ASSY AND MARKER, RT

④ BY CONTRACTOR
FURNISH AND INSTALL
STA 5+15.00
1- 8" TEE (M, J, F)
2- 8" VALVES (F, M, J) LT, AHD
1- 8" X 6" REDUCER (M, J) LT
1- 50' 8" PIPE, LT

⑤ BY CITY FORCES
FURNISH & INSTALL
AHD OF CONTRACTOR
STA 5+15.00
CUT AND PLUG;
EX 8" AC WTR, LT
RECONNECT AFTER NEW MAIN
HAS BEEN ACCEPTED.

⑥ BY CONTRACTOR
FURNISH AND INSTALL
STA 8+80.00
1- 8" X 6" TEE (M, J, F)
1- 6" FH ASSY AND MARKER, RT



C-23

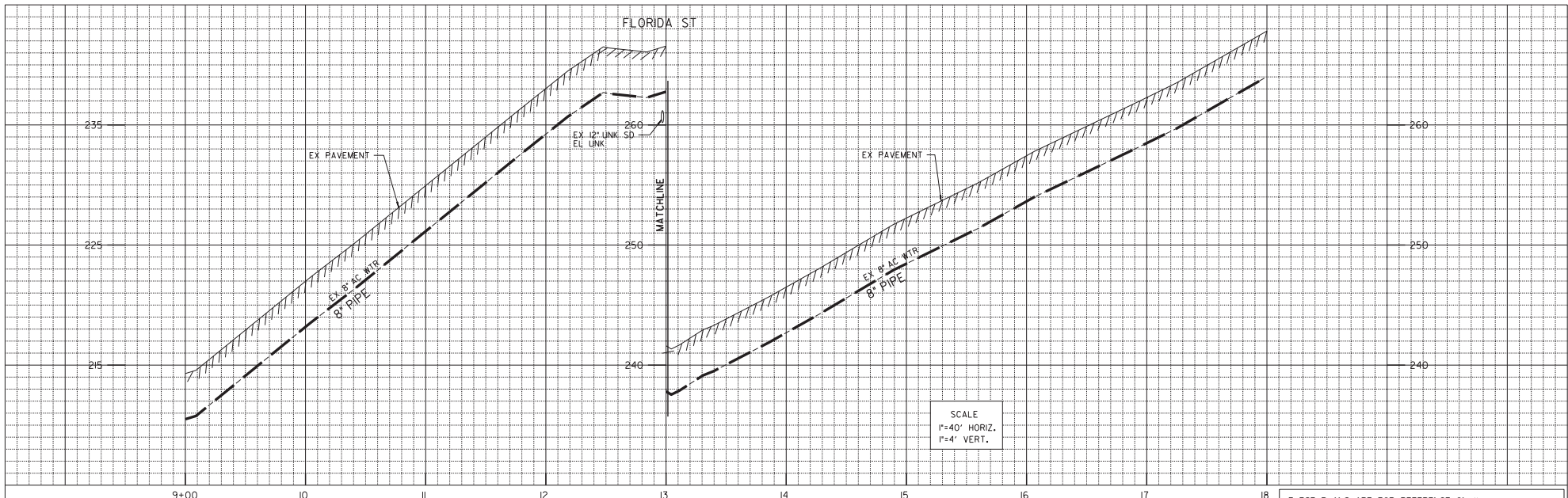
AC WATER & SEWER GROUP 1025
FLORIDA ST
BTWN UPAS ST & CYPRESS AVE

CITY OF SAN DIEGO, CALIFORNIA
PUBLIC WORKS DEPARTMENT
SHEET 25 OF 37 SHEETS

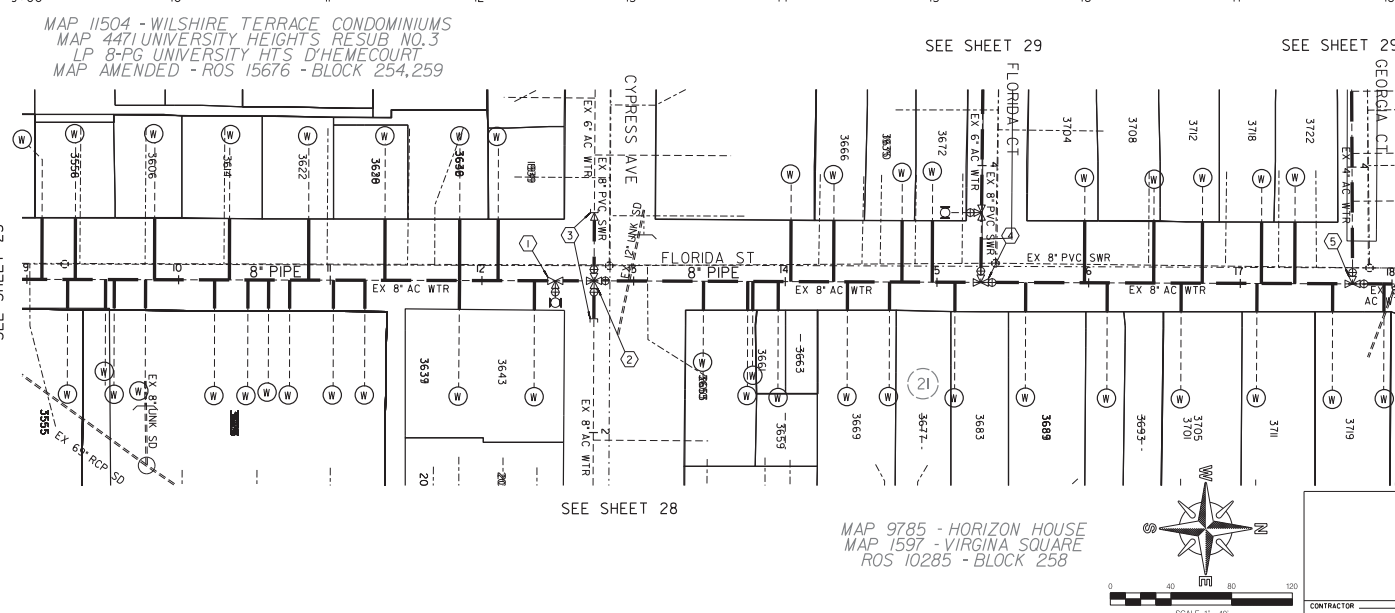
FOR CITY ENGINEER ANDREA DEMICH, P.E.	DATE C70321	DATE	FILED	PROJECT MANAGER BIJAN SHAKIBA
DESCRIPTION	BY	APPROVED	DATE	PROJECT ENGINEER AZIN NOUR
ORIGINAL	AN/CK			SEE SHEETS
				SEE SHEETS
				SEE SHEETS
				SEE SHEETS

CONTRACTOR INSPECTOR _____ DATE STARTED _____ DATE COMPLETED _____

FOR REFERENCE ONLY



- ① BY CONTRACTOR FURNISH AND INSTALL
 STA 12+48.39
 1- 8" X 6" TEE (M, J, F)
 1- 6" FH ASSY AND MARKER, RT
- ② BY CONTRACTOR FURNISH AND INSTALL
 STA 12+73.89
 1- 8" CROSS (M, J, F, F)
 3- 8" CV (F, M, J) AHD, LT, RT
 1- 40' 8" PIPE, LT
 1- 25' 8" PIPE, RT
 1- 8" X 6" REDUCER (M, J), LT
- ③ BY CITY FORCES FURNISH & INSTALL AHD OF CONTRACTOR
 STA 12+73.89
 CUT AND PLUG:
 EX 6" AC WTR, LT, RT
 RECONNECT AFTER NEW MAIN HAS BEEN ACCEPTED.
- ④ BY CONTRACTOR FURNISH AND INSTALL
 STA 15+28.88
 1- 8" TEE (M, J, F, F)
 2- 8" CV (F, M, J) AHD, LT
- ⑤ BY CONTRACTOR FURNISH AND INSTALL
 STA 17+74.01
 1- 8" TEE (M, J, F, F)
 2- 8" CV (F, M, J) AHD, LT



THESE PLANS ARE FOR REFERENCE ONLY.
 NO SURVEY FOR WATER WAS USED TO CONSTRUCT THESE DRAWINGS.
 PROPOSED WATER MAIN REPLACEMENT ON THIS PROJECT WILL REPLACE-IN-PLACE THE EXISTING WATER MAIN.
 INFORMATION IS NOT DRAWN TO SCALE.
 UTILITY MARKOUTS DURING CONSTRUCTION WILL DEFINE REPLACEMENT LOCATION.

C-24

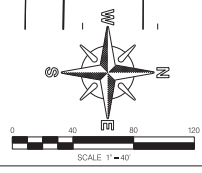
AC WATER & SEWER GROUP 1025
 FLORIDA ST
 BTWN MYRTLE AVE & GEORGIA CT

CITY OF SAN DIEGO, CALIFORNIA
 PUBLIC WORKS DEPARTMENT
 SHEET 26 OF 37 SHEETS

FOR SEY ENGINEER ANDREA DEMICH, P.E. DATE: 07/03/21	PROJECT MANAGER AZIN NOUR			
DESCRIPTION	BY	APPROVED	DATE	FILED
ORIGINAL	AN/CX			

CONTRACTOR: _____ DATE STARTED: _____
 INSPECTOR: _____ DATE COMPLETED: _____

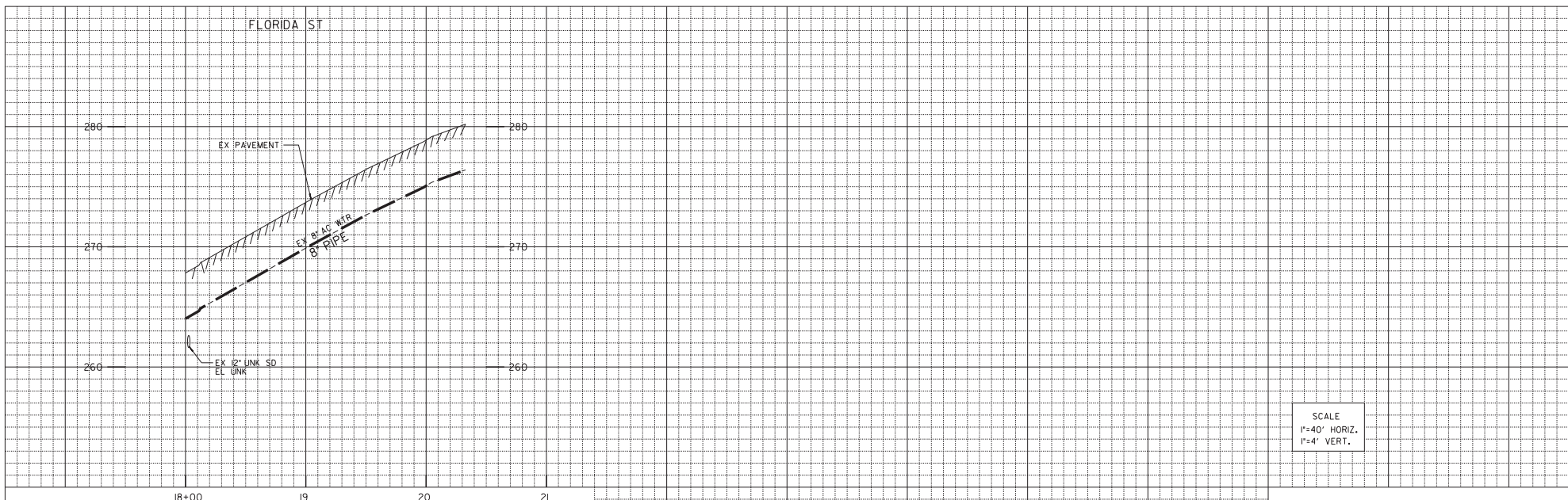
SHEET 26



Appendix K - Exhibits (Reference Only)
 AC Water & Sewer Group 1025

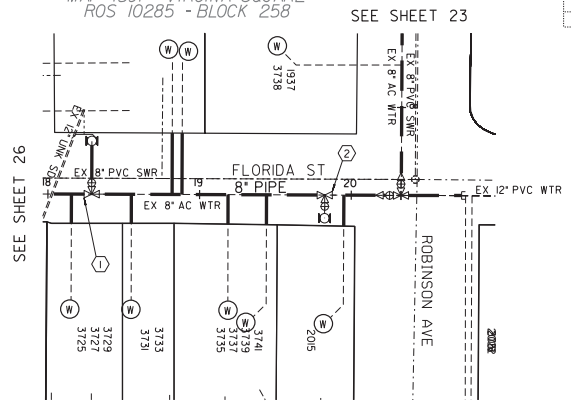
FOR REFERENCE ONLY

FLORIDA ST



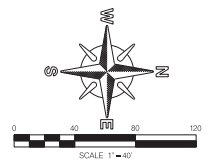
SCALE
1"=40' HORIZ.
1"=4' VERT.

MAP 9785 - HORIZON HOUSE
MAP 1597 - VIRGINIA SQUARE
ROS 10285 - BLOCK 258



THESE PLANS ARE FOR REFERENCE ONLY.
NO SURVEY FOR WATER WAS USED TO CONSTRUCT THESE DRAWINGS.
PROPOSED WATER MAIN REPLACEMENT ON THIS PROJECT WILL REPLACE-IN-PLACE THE EXISTING WATER MAIN.
INFORMATION IS NOT DRAWN TO SCALE.
UTILITY MARKOUTS DURING CONSTRUCTION WILL DEFINE REPLACEMENT LOCATION.

- ① BY CONTRACTOR FURNISH AND INSTALL
STA 18+28.88
1- 8" X 6" TEE (MJ, MJ, F)
1- 6" FH ASSY AND MARKER, LT
- ② BY CONTRACTOR FURNISH AND INSTALL
STA 19+82.51
1- 8" X 6" TEE (MJ, MJ, F)
1- 6" FH ASSY AND MARKER, RT



C-25

AC WATER & SEWER GROUP 1025
FLORIDA ST / GEORGIA ST
BTWN GEORGIA CT & ROBINSON AVE /
BTWN UPAS ST & MYRTLE AVE

CITY OF SAN DIEGO, CALIFORNIA
PUBLIC WORKS DEPARTMENT
SHEET 27 OF 37 SHEETS

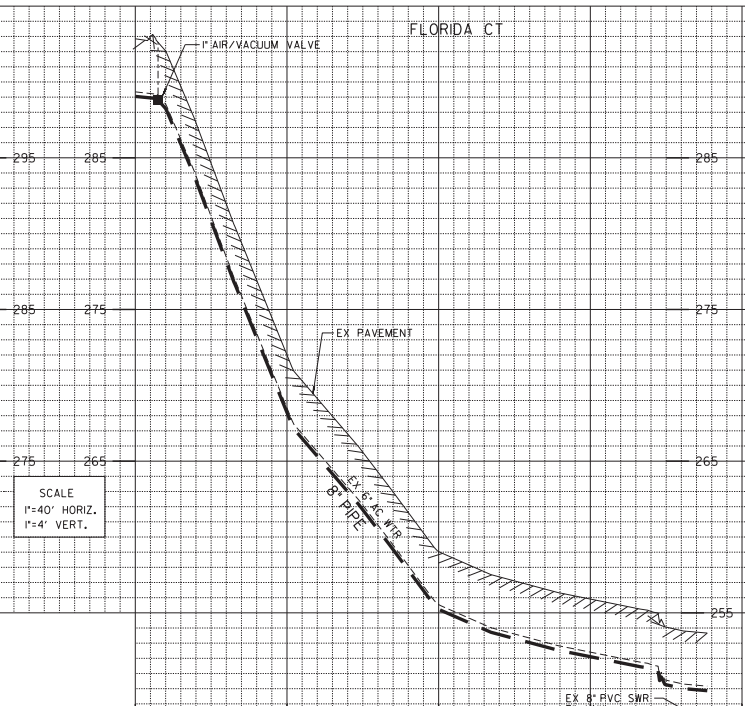
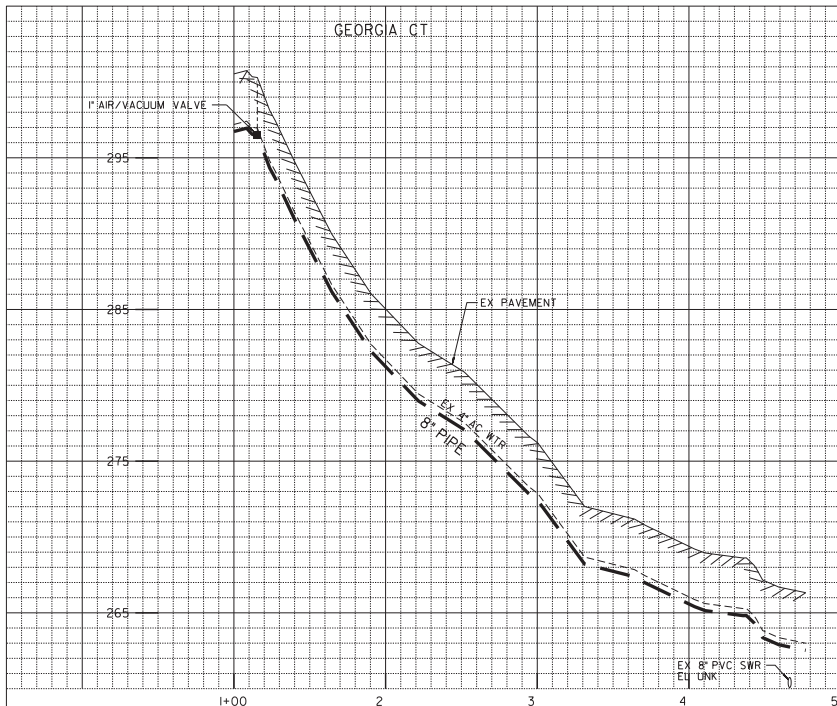
WATER WBS B-15083
SEWER WBS B-15082

FOR SEY ENGINEER ANDREA DEMICH, P.E. DATE: 7/1/2021		DATE: 7/1/2021		PROJECT NO.: C70321	
DESIGNER	BY	APPROVED	DATE	FILED	
ORIGINAL	AN/CK				
					PROJECT MANAGER BIJAN SHAKIBA
					PROJECT ENGINEER AZIN NOUR
					SEE SHEETS C5581 COORDINATE
					SEE SHEETS C5582 COORDINATE
					SHEET 27

CONTRACTOR INSPECTOR _____ DATE STARTED _____ DATE COMPLETED _____

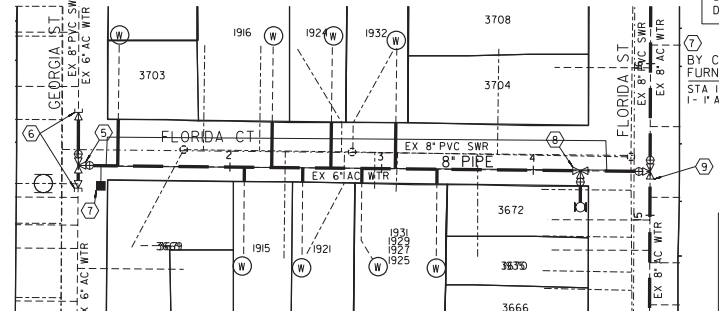
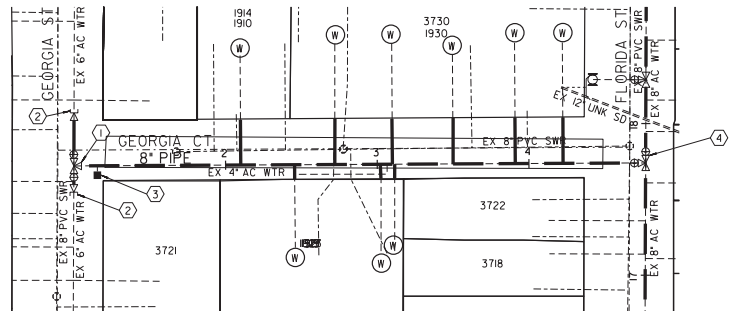
FOR REFERENCE ONLY

Appendix K - Exhibits (Reference Only)
AC Water & Sewer Group 1025



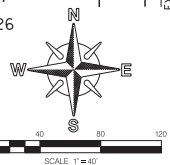
SCALE
1"=40' HORIZ.
1"=4' VERT.

MAP 9785 - HORIZON HOUSE
MAP 1597 - VIRGINIA SQUARE
ROS 10285 - BLOCK 256



THESE PLANS ARE FOR REFERENCE ONLY.
NO SURVEY FOR WATER WAS USED TO CONSTRUCT THESE DRAWINGS.
PROPOSED WATER MAIN REPLACEMENT ON THIS PROJECT WILL REPLACE-IN-PLACE THE EXISTING WATER MAIN.
INFORMATION IS NOT DRAWN TO SCALE.
UTILITY MARKOUTS DURING CONSTRUCTION WILL DEFINE REPLACEMENT LOCATION.

- ① BY CONTRACTOR FURNISH AND INSTALL
STA 1+00.00
1- 8" TEE (F)
2- 8" VALVES (F, M) LT, RT
1- 30' 8" PIPE, LT
1- 10' 8" PIPE, RT
2- 8" X 6" REDUCER (M) LT, RT
- ② BY CITY FORCES FURNISH & INSTALL AHD OF CONTRACTOR
STA 1+00.00
CUT AND PLUG:
EX 6" AC WTR, LT, RT
RECONNECT AFTER NEW MAIN HAS BEEN ACCEPTED.
- ③ BY CONTRACTOR FURNISH AND INSTALL
STA 1+15.45
1- 1" AIR/VACUUM VALVE ASSY, RT
- ④ BY CONTRACTOR FURNISH AND INSTALL
STA 4+77.01= STA 17+74.01
SEE SHEET 26
- ⑤ BY CONTRACTOR FURNISH AND INSTALL
STA 1+00.00
1- 8" TEE (F)
2- 8" VALVES (F, M) AHD, LT
2- 8" X 6" REDUCER (M) LT, RT
1- 30' 8" PIPE LT
1- 10' 8" PIPE, RT
- ⑥ BY CITY FORCES FURNISH & INSTALL AHD OF CONTRACTOR
STA 1+00.00
CUT AND PLUG:
EX 6" AC WTR, LT, RT
RECONNECT AFTER NEW MAIN HAS BEEN ACCEPTED.
- ⑦ BY CONTRACTOR FURNISH AND INSTALL
STA 1+15.00
1- 1" AIR/VACUUM VALVE ASSY, RT
- ⑧ BY CONTRACTOR FURNISH AND INSTALL
STA 4+30.02
1- 8" X 6" TEE (M, M, F)
1- 6" FH ASSY AND MARKER, RT
- ⑨ BY CONTRACTOR FURNISH AND INSTALL
STA 4+77.09= STA 15+28.88
SEE SHEET 26



AC WATER & SEWER GROUP 1025

GEORGIA CT / FLORIDA CT
BTWN GEORGIA ST & FLORIDA ST /
BTWN GEORGIA ST & FLORIDA ST

CITY OF SAN DIEGO, CALIFORNIA
PUBLIC WORKS DEPARTMENT
SHEET 29 OF 37 SHEETS

WATER M/S B-15083
SEWER M/S B-15082

FOR CITY ENGINEER ANDREA DEMICH, P.E.		DATE C70321	
DESCRIPTION	BY	APPROVED	DATE FILED
ORIGINAL	AN/CK		
PROJECT ENGINEER: BIJAN SHAKIBA PROJECT COORDINATOR: AZIN NOUR SEE SHEETS: [blank] SEE SHEETS: [blank] OSMO COORDINATOR: [blank]			
CONTRACTOR INSPECTOR			DATE STARTED DATE COMPLETED

C-27

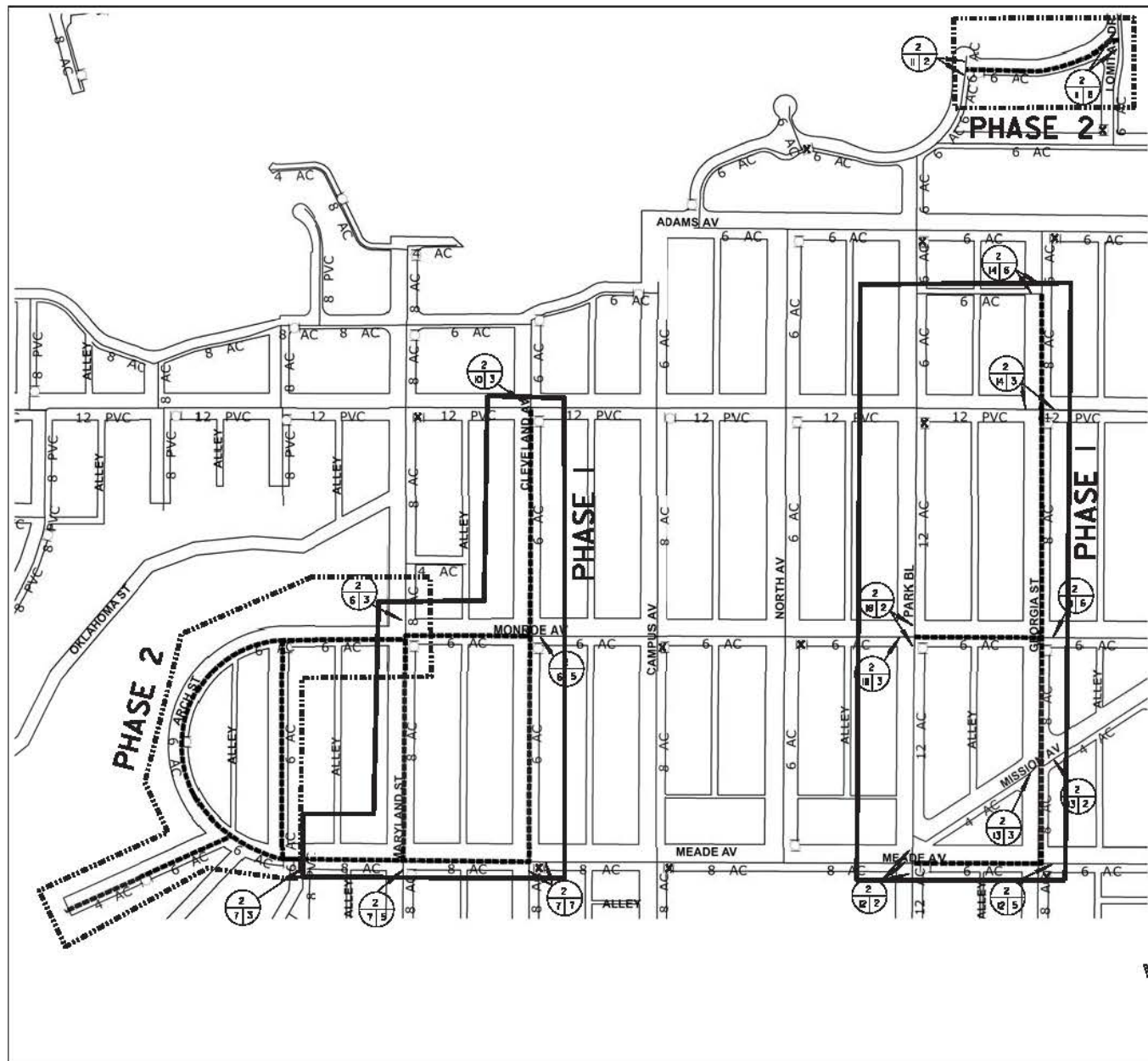
SHEET 29

FOR REFERENCE ONLY

Appendix K - Exhibits (Reference Only)
AC Water & Sewer Group 1025

GEORGIA CT / FLORIDA CT

WORK BY CITY FORCES



LEGEND

- EXISTING WATER MAIN
- PROPOSED WATER MAIN
- FIRE HYDRANT TO REMAIN IN SERVICE DURING CONSTRUCTION
- FIRE HYDRANT TO BE REPLACED
- CITY FORCES NOTE NUMBER (THIS SHEET)
- CITY FORCES NOTE NUMBER (PLAN & PROFILE SHT.)
- PLAN & PROFILE 'D' SHEET NUMBER
- BC --- BEFORE CONTRACTOR
- AC --- AFTER CONTRACTOR

WORK BY CITY FORCES

- BC - TEE/CROSS CUT-IN, OPEN/CLOSE VALVE(S)
AC - RECONNECT, OPEN VALVE(S)
- BC - CUT & PLUG
AC - RECONNECT
- BC - CLOSE EX. VALVE (REPLACE IF NEEDED)
AC - OPEN EX. VALVE



C-28

AC WATER AND SEWER GROUP 1025
CITY FORCES

CITY OF SAN DIEGO, CALIFORNIA
PUBLIC WORKS DEPARTMENT
SHEET 30 OF 57 SHEETS

DATE	BY	APPROVED	DATE	PLANNED
01/20/21	ANDREA DEMICH, P.E.	CT0021		
DESCRIPTION	BY	APPROVED	DATE	PLANNED
ORIGINAL				

SEE SHEETS FOR COORDINATE
SEE SHEETS FOR COORDINATE
SEE SHEETS FOR COORDINATE

SHEET 30

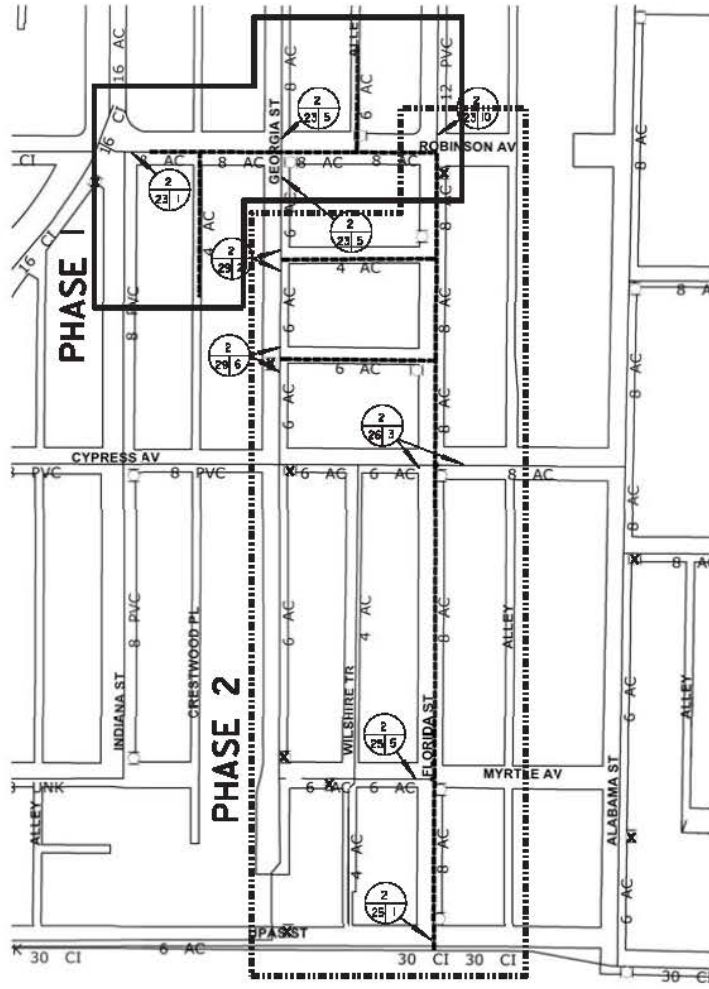
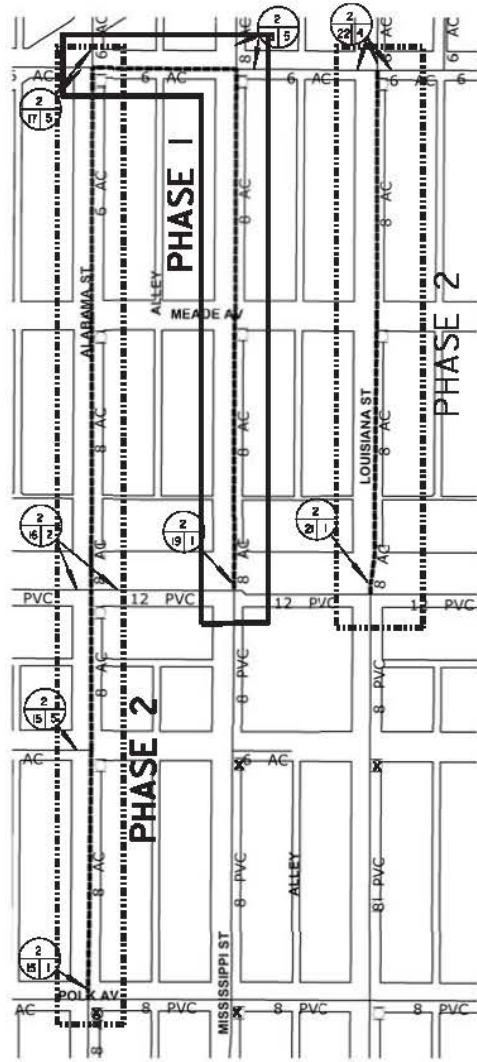


FOR REFERENCE ONLY

Appendix K - Exhibits (Reference Only)
AC Water & Sewer Group 1025

CITY FORCES

WORK BY CITY FORCES

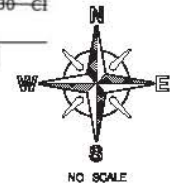


LEGEND

- EXISTING WATER MAIN
- - - - PROPOSED WATER MAIN
- FIRE HYDRANT TO REMAIN IN SERVICE DURING CONSTRUCTION
- FIRE HYDRANT TO BE REPLACED
- CITY FORCES NOTE NUMBER (THIS SHEET)
- CITY FORCES NOTE NUMBER (PLAN & PROFILE SHT.)
- PLAN & PROFILE SHEET NUMBER
- BC --- BEFORE CONTRACTOR
- AC --- AFTER CONTRACTOR

WORK BY CITY FORCES

- 1 BC - TEE/CROSS CUT-IN, OPEN/CLOSE VALVE(S)
AC - RECONNECT, OPEN VALVE(S)
- 2 BC - CUT & PLUG
AC - RECONNECT
- 3 BC - CLOSE EX. VALVE (REPLACE IF NEEDED)
AC - OPEN EX. VALVE



C-29

AC WATER AND SEWER GROUP 1025
CITY FORCES

CITY OF SAN DIEGO, CALIFORNIA
PUBLIC WORKS DEPARTMENT
SHEET 31 OF 37 SHEETS

DATE: _____	BY: _____	DATE: _____	BY: _____
APPROVED BY: _____	DATE: _____	DATE: _____	DATE: _____
DATE: _____	DATE: _____	DATE: _____	DATE: _____

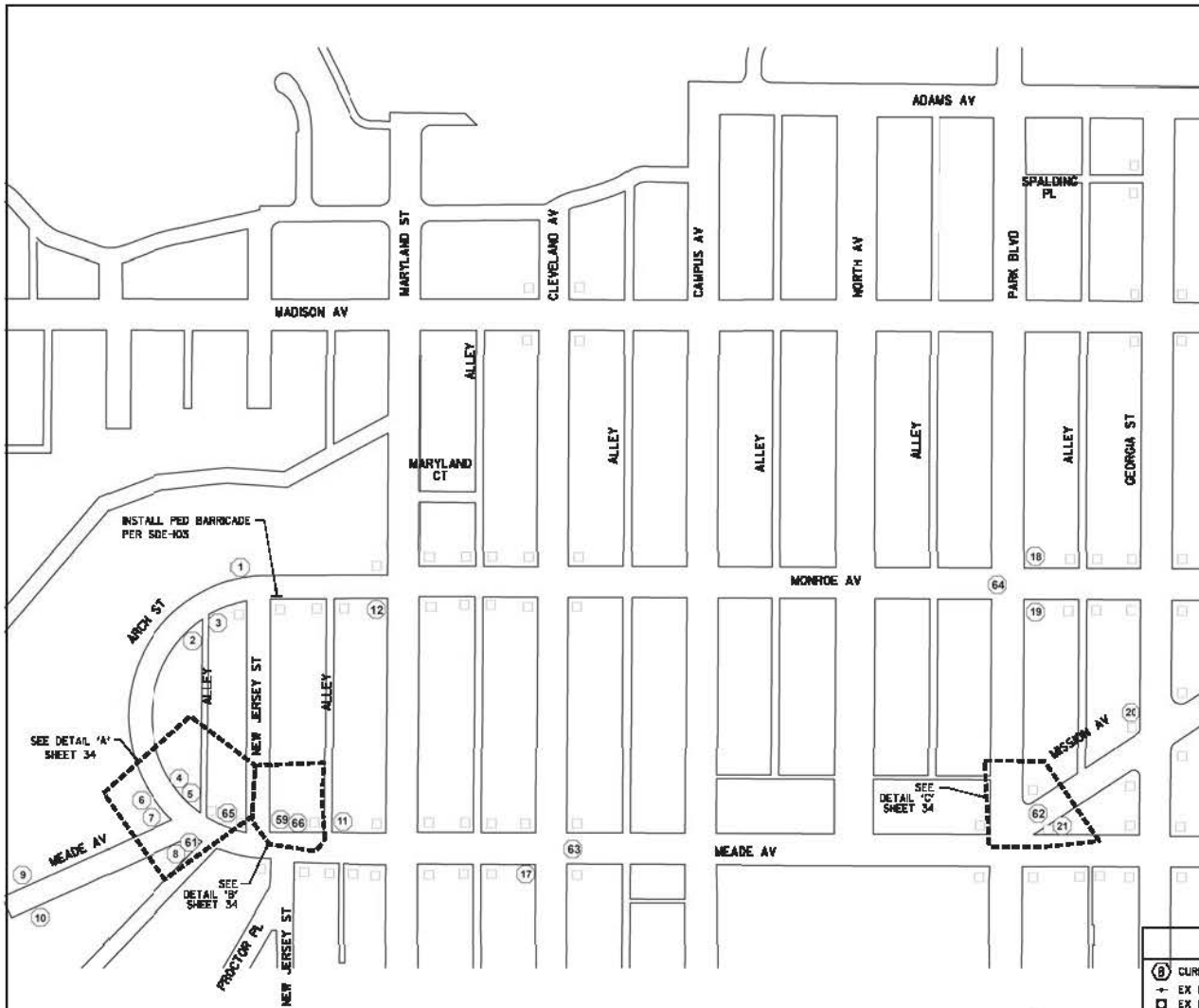
CONTRACTOR: _____ DATE STARTED: _____
DIRECTOR: _____ DATE COMPLETED: _____

SHEET 31

FOR REFERENCE ONLY

Appendix K - Exhibits (Reference Only)
AC Water & Sewer Group 1025

CITY FORCES



CURB RAMP NOTES TABLE									
LOCATION	RAMP TYPE	NEW	REPLACEMENT	HISTORIC STAMPS	DETECTABLE WARNING TILES			CONSTRAINTS	COMMENTS / MODIFICATIONS
					# STAINLESS STEEL	# OTHER			
1	B		X			X			LOCATE CURB RAMP AWAY FROM TREE & POLE AND FROM BLOCKING DRIVEWAY
2	D		X	X		X			EX HISTORICAL STAMP TO BE PRESERVED ; SDC-95. PROTECT EXISTING WALL
3	D		X			X			PROTECT EXISTING WALL
4	B		X			X			SEE DETAIL A
5	D		X			X			SEE DETAIL A
6	B		X			X			SEE DETAIL A
7	B		X			X			SEE DETAIL A
8	B		X			X			SEE DETAIL A
9	CASE A		X			X			PROTECT EXISTING UTILITY POLE, IF NEEDED, RELOCATE WATER METER. PAINT CURB RED FOR 3' ON EITHER SIDE.
10	CASE A		X			X			LOCATED CURB RAMP NOT TO BLOCK DRIVE WAY. PAINT CURB RED FOR 3' ON EITHER SIDE.
11	D		X			X			"
12	A		X	X		X			EX HISTORICAL STAMP TO BE PRESERVED ; SDC-95
17	A		X			X			"
18	A		X			X			EX HISTORICAL STAMP TO BE PRESERVED ; SDC-115. PRESERVE SURVEY MARKER
19	A		X			X			PROTECT EXISTING MANHOLE IN PLACE
20		X				X			RELOCATE EXISTING STOP LIMIT AT NW AND SE CORNER OF INTERSECTION
21	B	X		X		X			EX HISTORICAL STAMP TO BE PRESERVED ; SDC-95. SEE DETAIL C
59	B								SEE DETAIL B
61	B								REPLACE EXISTING CURB RAMP WITH CURB & GUTTER PER SDC-115 AND SIDEWALK PER SDC-115. INSTALL CURB RAMP#8 AT NEW LOC. SEE DETAIL A
62									RE STRIPE TO LOCATION OF NEW CURB RAMP #21. RELOCATE YELLOW CONTINENTAL CROSSWALK TO NEW CURB RAMP #21. INSTALL YELLOW CONTINENTAL CROSSWALK PER SDC-115 FOR INTERSECTION. SEE DETAIL C.
63									INSTALL YELLOW CONTINENTAL CROSSWALK PER SDC-115 AT ALL FOUR CROSSINGS
64									INSTALL YELLOW CONTINENTAL CROSSWALK PER SDC-115 AT ALL FOUR CROSSINGS
65	CASE C	X							REMOVE EXISTING CURB RAMP. SEE DETAIL A
66	B	X							SEE DETAIL B

* THE DETECTABLE WARNING TILES SHALL BE PER THE CITY'S APPROVED MATERIALS LIST

NOTE:
CONTRACTOR TO NOTIFY SURVEYING 30 DAYS PRIOR TO REMOVAL OF SIDEWALK FOR CURB RAMP CONSTRUCTION TO RELOCATE ANY SURVEY MARKERS.

C-30

LEGEND	
Ⓢ CURB RAMP NO#	T EX TREE
-> EX UTILITY POLE	+ EX STREET SIGN
□ EX FIRE HYDRANT	□ EX CURB RAMP
○ EX STREET LIGHT	

PROPOSED CURB RAMP PER STANDARD DRAWINGS:	
DETECTABLE WARNING TILES	SDG-110
GENERAL CURB RAMP NOTES	SDG-111
GENERAL CURB RAMP NOTES & SUPPLEMENTAL DETAILS	SDG-112
CURB RAMP A & B	SDG-113
DUAL CURB RAMP	SDG-114
CURB RAMP - TYPE C1 & C2	SDG-115
CURB RAMP - TYPE C1 & C2 & MORE DETAILS	SDG-116
CURB RAMP - TYPE D	SDG-117
GENERAL CURB RAMP	SDG-118
ISLAND AND PASSAGEWAY DETAILS	SDG-119
CURB RAMP BARRICADE	SDG-120
EX STAMP/IMPRESSION PLACEMENT	SDG-121

AC WATER AND SEWER GROUP 1025
CURB RAMP LOCATION

CITY OF SAN DIEGO, CALIFORNIA
PUBLIC WORKS DEPARTMENT
SHEET 32 OF 37 SHEETS

DATE: 08/11/2021	BY: ANDREA DEMICH, P.E.	DATE: 08/11/2021	PROJECT NO: C10021
DESIGNED BY: ANDREA DEMICH, P.E.	CHECKED BY: ANDREA DEMICH, P.E.	DATE: 08/11/2021	PROJECT NO: C10021

NO.	REV.	DATE	BY	REASON

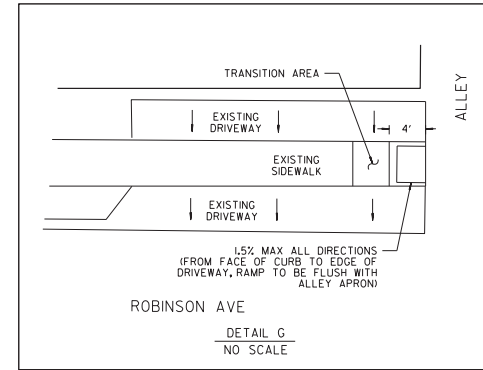
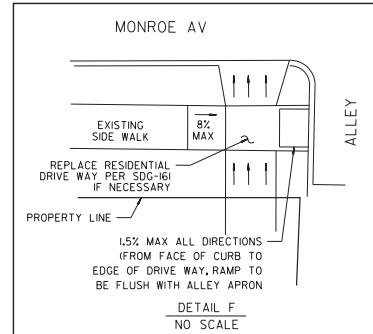
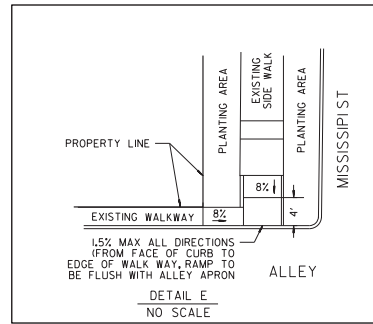
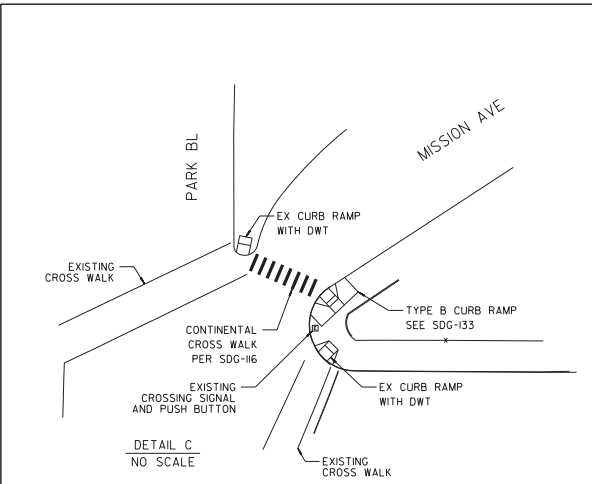
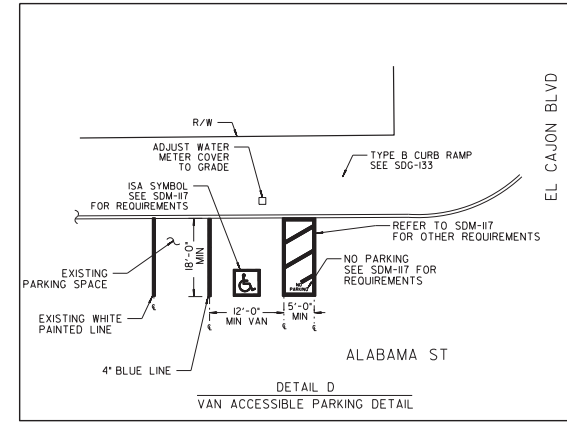
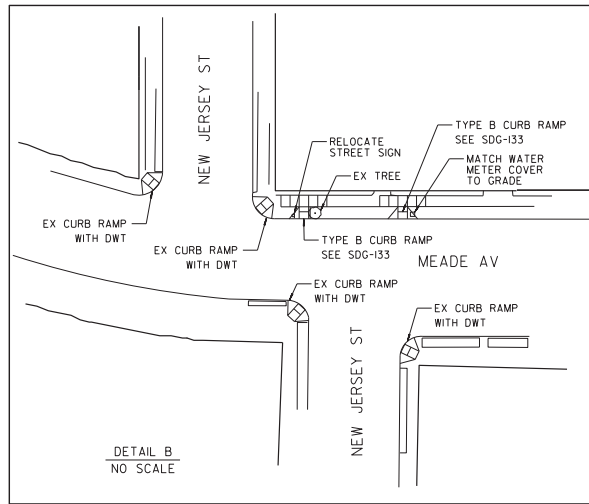
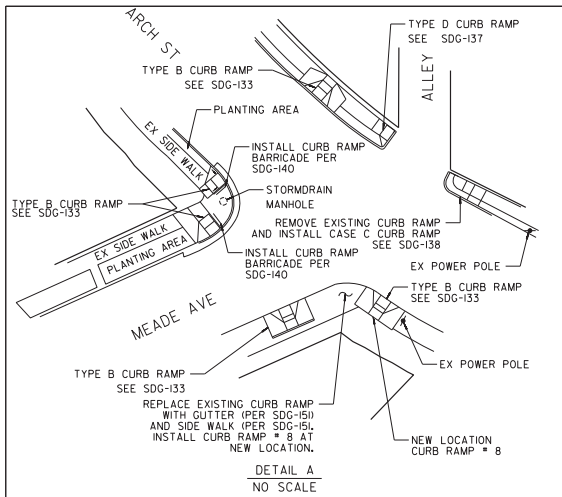
CONTRACTOR: [] DATE STARTED: [] DATE COMPLETED: []



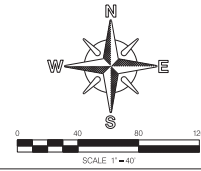
FOR REFERENCE ONLY

Appendix K - Exhibits (Reference Only)
AC Water & Sewer Group 1025

CURB RAMP LOCATION



- A. CONTRACTOR MAY USE NON STAINLESS STEEL MATERIAL PER CITY'S AML IF THE DWT HAS TO BE TRIMMED TO CONFORM TO THE CURB RAMP CONFIGURATION.
- B. THE DESIGN OF THE CURB RAMP SHALL NOT EFFECT THE DRAINAGE PATTERN OF THE STREET.
- C. CONTRACTOR TO REPLACE LIFTED, DAMAGE OR MISSING SIDEWALK PANELS WITHIN THE ENTIRE CURB RETURN AND ALONG THE IMMEDIATE SIDEWALK AREAS LEADING TO THE CURB RETURN.
- D. CONTRACTOR TO NOTIFY THE RESIDENT ENGINEER OF ANY OTHER DAMAGE AND LIFTED SIDEWALK PANELS THAT ARE OUTSIDE THE SCOPE OF WORK BUT WITHIN THE PROJECT AREA AND LEADING TO THE CORNERS THAT WILL BE IMPROVED BY THE PROJECT. RESIDENT ENGINEER SHALL CONTACT THE CITY'S STREET DIVISION TO REQUEST FOR AN IMMEDIATE REPAIR OF THE DAMAGE AND/OR LIFTED SIDEWALK PANELS.
- E. COUNTER SLOPES (CURB RAMP SLOPE PLUS STREET SLOPE) WHEN ADDED CANNOT EXCEED 1.5%, WITH THE EXCEPTION OF A TYPE C2 AND C1, ADJUST THE SLOPE OF THE MAIN RAMP AND/OR STREET IF THE COUNTER SLOPE EXCEED 5.0%.
- F. CONTRACTOR TO PROTECT ANY EXISTING WALLS BEHIND THE SIDEWALK DURING DEMOLITION AND CONSTRUCTIONS.
- G. FOR NEW OR RELOCATED SIGNAL AND/OR PPB POLES, THE HOUSING ASSEMBLY FOR THE PPB'S SHALL BE REPLACED WITH A METALLIC HOUSING THAT MATCHES COLOR NO. 33538 OF FED-STD-595.
- H. CONTRACTORS TO ENSURE THERE ARE SIGNS ON BOTH SIDES OF THE STANDARD PEDESTRIAN BARRICADE AND THAT THE ARROWS ON THE SIGNS POINT TO THE NEAREST CROSSING AREA.
- I. PROVIDE A RETAINING CURB BEHIND THE CURB RAMP IF THE ADJACENT GRADE IS HIGHER OR LOWER THAN THE SIDEWALK OR CURB RAMP LANDING SURFACE. THE HEIGHT OF THE RETAINING CURB SHALL BE 2' HIGHER THAN THE ADJACENT GRADE. IF THE GRADE IS LOWER, A 6" HIGH CONCRETE CURB SHALL BE USED. IF THE GRADE IS LOWER THAN 24", A PROTECTIVE RAILING SHALL BE PROVIDED



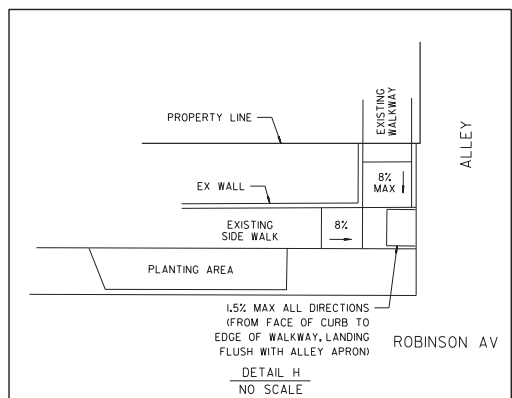
C-32

AC WATER & SEWER GROUP 1025
CURB RAMP DETAILS

CITY OF SAN DIEGO, CALIFORNIA
PUBLIC WORKS DEPARTMENT
SHEET 34 OF 37 SHEETS

FOR CITY ENGINEER ANDREA DEMICH, P.E.	DATE C70321	PROJECT MANAGER BIJAN SHAKIBA
DESCRIPTION ORIGINAL	BY AN/CK	PROJECT ENGINEER AZIN NOUR
APPROVED	DATE	DATE COMPLETED
FILED		
SEE SHEETS	SEE SHEETS	SEE SHEETS
OSSEY COORDINATE	OSSEY COORDINATE	OSSEY COORDINATE
CONTRACTOR INSPECTOR	DATE COMPLETED	SHEET 34

FOR REFERENCE ONLY



C-33

AC WATER & SEWER GROUP 1025
CURB RAMPS DETAILS

CITY OF SAN DIEGO, CALIFORNIA
PUBLIC WORKS DEPARTMENT
SHEET 35 OF 37 SHEETS

WATER
WBS B-15083

SEWER
WBS B-15082

PROJECT ENGINEER
ANDREA DEMICH, P.E.

DATE C70321

PROJECT MANAGER
BIJAN SHAKIBA

DESCRIPTION BY APPROVED DATE FILED

ORIGINAL AN/CK

PROJECT ENGINEER
AZIN NOUR

SEE SHEETS

SEE SHEETS

SEE SHEETS

SEE SHEETS

SEE SHEETS

SEE SHEETS

SEE SHEETS

SEE SHEETS

SEE SHEETS

SEE SHEETS



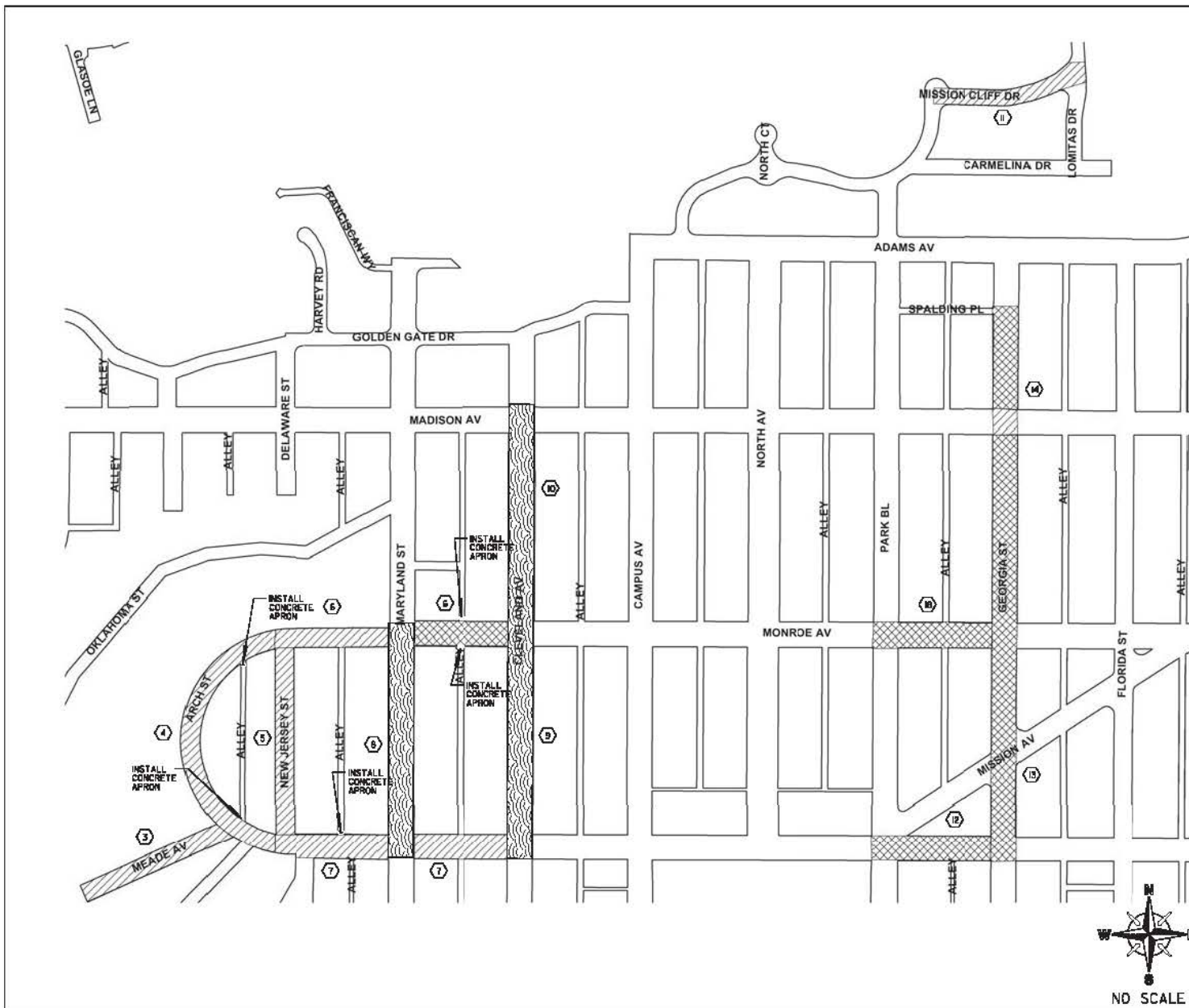
SCALE 1" = 40'

CONTRACTOR	DATE STARTED
INSPECTOR	DATE COMPLETED

SHEET 35

132 Pages

FOR REFERENCE ONLY



LEGEND	
	APPROXIMATE LOCATION OF SLURRY SEAL (TYPE II)
	APPROXIMATE LOCATION OF 2-STEP (TYPE I/II) SLURRY SEAL
	APPROXIMATE LIMITS OF RESURFACE AC OVERLAY
	APPROXIMATE LIMITS OF CONCRETE PAVEMENT
	LOCATION PER PAVING SCHEDULE NOTES (THIS SHEET)
	COLD MILLING ASPHALT CONCRETE PAVEMENT (SOG-106)

PAVING SCHEDULE NOTES						
NO.	LOCATION	RESTORATION REQUIRED	STATION	STATION	WIDTH	APPROX. AREA
3	MEADE AVE	SLURRY	1+00	6+10	29	14,750
4	ARCH ST	SLURRY	1+00	10+76	40	39,040
5	NEW JERSEY ST	SLURRY	1+45	7+40	40	23,800
6	MONROE AVE	SLURRY	1+00	4+20	40	2,800
6	MONROE AVE	AC OVERLAY	5+10	8+10	90	15,000
7	MEADE AVE	SLURRY	1+00	4+30	50	6,500
7	MEADE AVE	SLURRY	4+05	8+10	50	16,350
8	MARYLAND ST	2-STEP SLURRY	0+75	8+32	50	37,850
9/10	CLEVELAND AVE	2-STEP SLURRY	0+75	14+85	50	89,500
11	MISSION CLIFF DR	SLURRY	0+70	6+65	30	17,850
12	MEADE AVE	AC OVERLAY	0+59	4+50	50	19,550
		AC OVERLAY	0+75	14+50	42	57,750
13/14	GEORGIA ST	AC OVERLAY	14+50	15+00	42	2,100
		AC OVERLAY	15+00	18+54	42	4,858
15	MONROE AVE	AC OVERLAY	0+70	4+48	50	19,900
TOTAL AREA OF SLURRY SEAL TYPE I/II						401,350 SF
TOTAL AREA OF OVERLAY AC						86,058 SF
TOTAL AREA OF SLURRY SEAL TYPE II						143,230 SF
TOTAL AREA OF OTHER CUTTER						6274 SF

STREET RESURFACING

C-34

AC WATER AND SEWER GROUP 1025
STREET RESURFACING

CITY OF SAN DIEGO, CALIFORNIA
PUBLIC WORKS DEPARTMENT
SHEET 36 OF 37 SHEETS

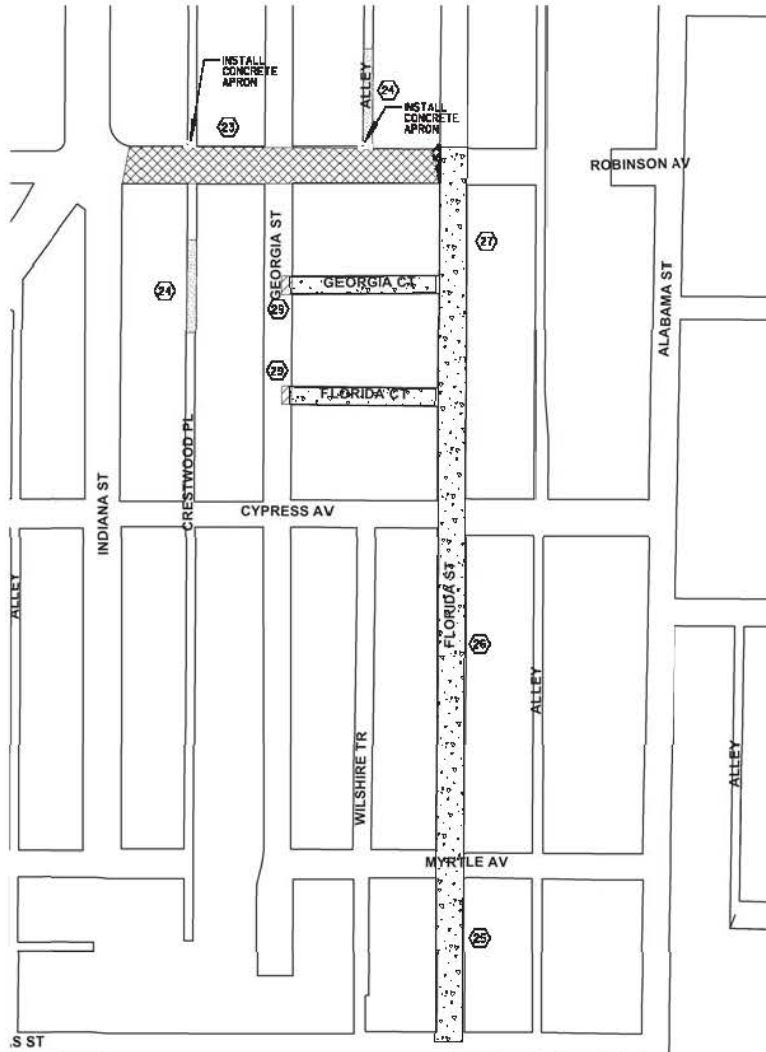
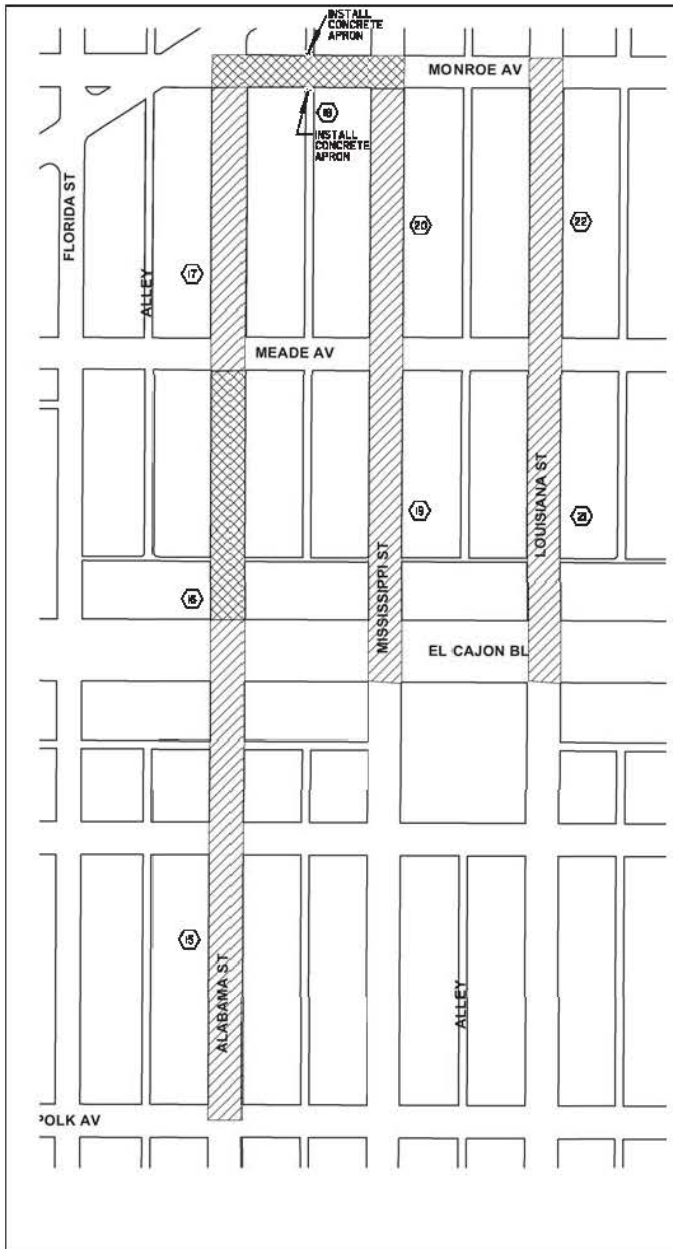
DATE	BY	APPROVED	DATE	PLANNED
01/20/21	ANDREA DEMICH, P.E.	CT0021		
DATE	BY	APPROVED	DATE	PLANNED

CONTRACTOR: DATE STARTED: DATE COMPLETED:



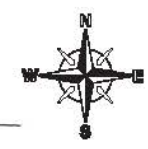
FOR REFERENCE ONLY

Appendix K - Exhibits (Reference Only)
AC Water & Sewer Group 1025



LEGEND	
	APPROXIMATE LOCATION OF SLURRY SEAL (TYPE II)
	APPROXIMATE LIMITS OF RESURFACE AC OVERLAY
	APPROXIMATE LIMITS OF CONCRETE PAVEMENT
	LOCATION PER PAVING SCHEDULE NOTES (THIS SHEET)
	COLD MILLING ASPHALT CONCRETE PAVEMENT, SDG-106

PAVING SCHEDULE NOTES						
NO.	LOCATION	RESTORATION REQUIRED	STATION	STATION	WIDTH	APPROX AREA
51, 61, 17	ALABAMA ST	SLURRY	1+00	12+95	50	59,750
	ALABAMA ST	AC OVERLAY	12+95	19+28	40	25,320
	ALABAMA ST	SLURRY	19+28	26+00	40	26,800
18	MONROE AVE	AC OVERLAY	0+70	4+92	50	21,00
19, 20	MISSISSIPPI ST	SLURRY	1+00	15+00	50	70,000
21, 22	LOUISIANA ST	SLURRY	1+00	15+50	40	58,000
23	ROBINSON AVE	AC OVERLAY	1+30	8+20	50	34,500
24	CRESTWOOD PL	CONCRETE	1+00	3+00	20	4,000
25	ALLEY BLK	CONCRETE	1+30	3+50	16	3,680
26, 27, 28	FLORIDA ST	CONCRETE	1+20	20+73	40	78,20
29	GEORGIA CT	SLURRY	1+00	1+20	20	400
30	GEORGIA CT	CONCRETE	1+20	4+48	20.5	6,724
31	FLORIDA CT	SLURRY	1+00	1+20	20	400
32	FLORIDA CT	CONCRETE	1+20	4+50	19.5	6,435
TOTAL AREA OF OVERLAY AC						60,920 SF
TOTAL AREA OF SLURRY SEAL TYPE II						25,430 SF
TOTAL AREA OF CONCRETE PAVEMENT						90,959 SF
TOTAL AREA OF GROSS BLITTS						1,335 SF



C-35

**AC WATER AND SEWER GROUP 1025
STREET RESURFACING**

CITY OF SAN DIEGO, CALIFORNIA
PUBLIC WORKS DEPARTMENT
SHEET 37 OF 37 SHEETS

DESIGNED BY ANDREA DEMICH, P.E.	DATE 07/02/21	DRAWN BY BLUAL SHAKIRA	DATE 08/10/21
CHECKED BY ATZEL MOHR	DATE 08/10/21	APPROVED BY ROBERT BARNETT	DATE 08/10/21

CONTRACTOR: _____ DATE STARTED: _____ DATE COMPLETED: _____

SHEET 37

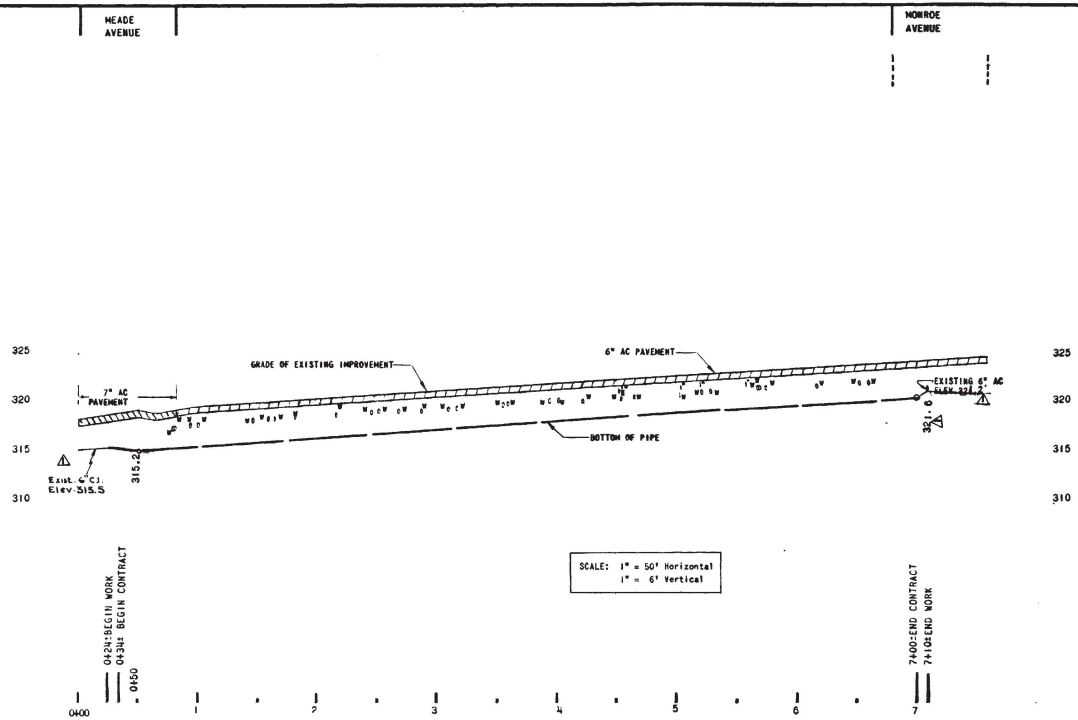
Appendix K - Exhibits (Reference Only)
AC Water & Sewer Group 1025

FOR REFERENCE ONLY

STREET RESURFACING

APPENDIX L

AS-BUILTS (EXHIBITS)

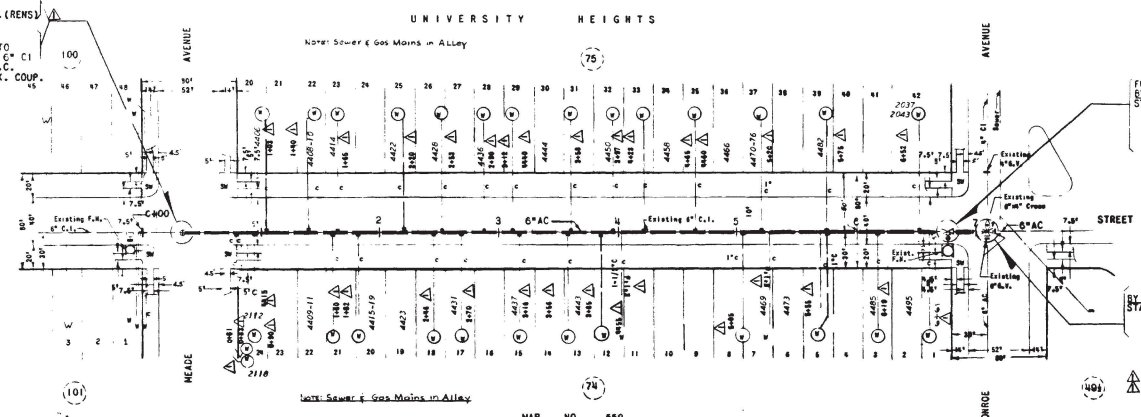


SCALE: 1" = 50' Horizontal
1" = 6' Vertical

FURNISH & INSTALL
BY CONTR:
STA. 04382
14" 6" S.V. (RENS)
BY CITY:
STA. 04382
CONNECT TO
EXISTING 6" CI
14" 6" A.C.
14" 6" FLEX. COUP.

04281-19 BEGIN CONTRACT
0150

240 END CONTRACT
710 END WORK



FURNISH & INSTALL
BY CONTR:
STA. 6470
1-6" TEE
1-6" F.H. SERVICE
CONNECT EXIST. F.H.
TO NEW SERVICE

BY CITY:
STA. 7910
1-6" x 4" REDUCER 2'L.T.
CONNECT TO EXISTING
4" CI, LT.
C' AC, ET.
C' AC, ALSO
10" 6" A.C. SO.
3-6" COLLARS SO.

AS BUILT DATA
CONSTRUCTED BY: Road Corporation
W.O. 19329 (CONSTR.), W.O. 98207 (ENG.),
PIPE: RKM (Fluid Title)
GATE VALVES: Rensselaer
SOIL: Adobe Comp/terate
STAKED: 3-31-61
TESTED: 4/28-61
BACKFILL: Sand (Import)
NOTE: Include construction record.
CONNECTIONS BY: CITY FORCE,
W.O. 19325
PIPE: C.I. & A.C.
GATE VALVES: None

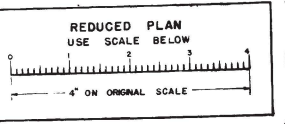
BENCH MARK: (CITY DATUM)
R.M. S.E.S.P. Meade Ave.
& Alabama St., Elev. 318.87
REFERENCES:
Water Rack 12, Sht. H-18-A, H-18-D
Gas Bk. 11, Shts. 460 & 470
Gate Br. A-23, A-41
Sewer Bk. 4, Sht. 290
Drawings No. 2272-L, 5837-L, 885-L,
(Improvements), 8853-W (Group 109)
8859-W (100)
RETIREMENT:
673' 6" CI - 1912
1-6" F.H. Service - 1928.

GROUP 120
ALABAMA STREET 6" A.C. MAIN
Meade Avenue to Monroe Avenue

ENGINEERING W.O.
48207

CITY OF SAN DIEGO ENGINEERING DEPARTMENT		SHEET 5 OF 10 SHEETS	9143-W
DESIGNED BY	APPROVAL	DATE	12/13/60
CHECKED BY	CITY ENGINEER	APPROVAL FOR	CITY
PLANNING	SEWERAGE	SEWERAGE	SEWERAGE
CONSTRUCTION RECORD	STRUCTURAL	TRAFFIC	TRAFFIC
CONTR. ROAD CORP.	INSPECTION	TRAFFIC	TRAFFIC
FIELD BOOK	H-18	CONTROL	CONTROL

AS BUILT




AC Water & Sewer Group 1005

Appendix L - As-Built (Exhibit)

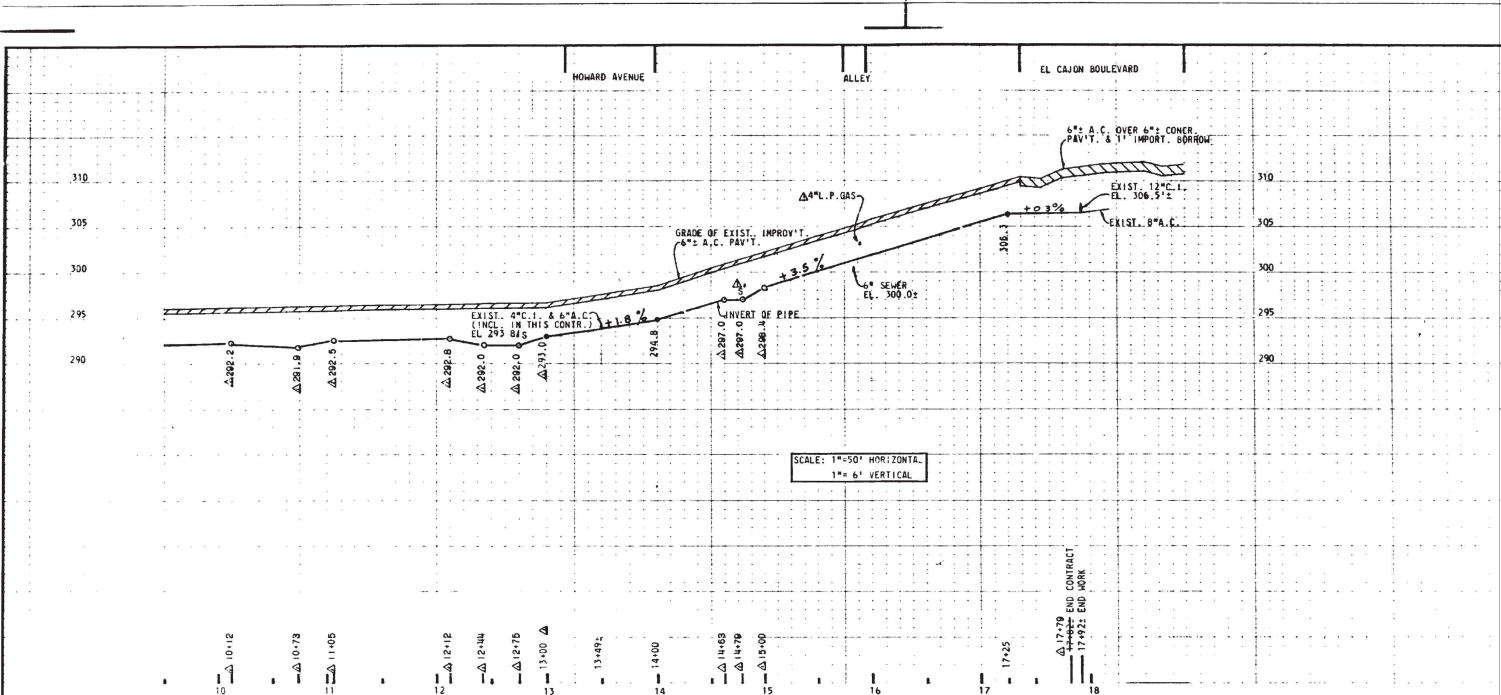
136 | Page

MICROFILMED
APR - 1963

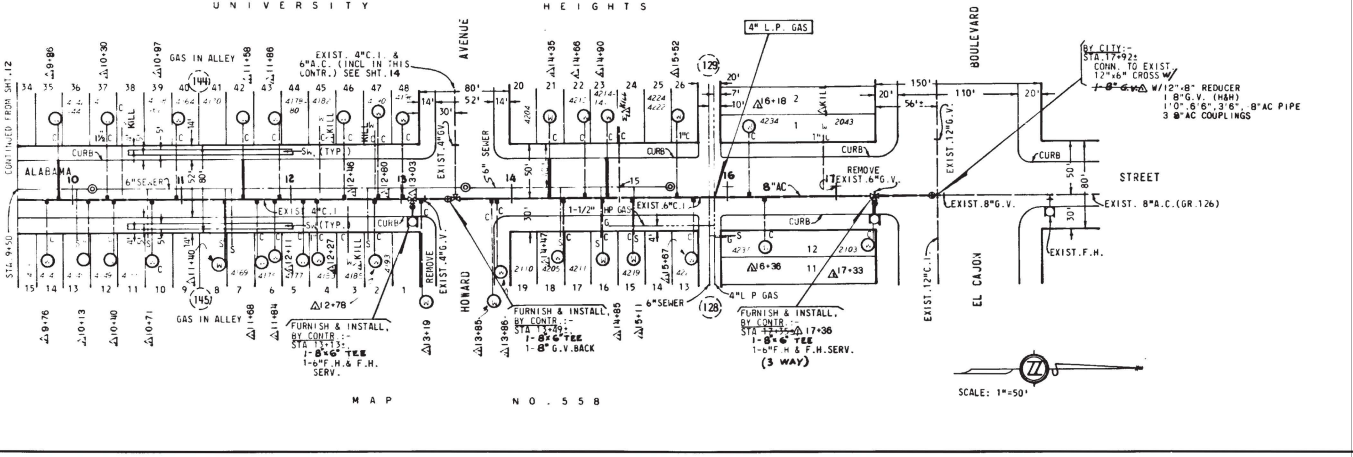
ALABAMA STREET



REDUCTION



SCALE: 1"=50' HORIZONTAL,
1"= 6' VERTICAL



UNIVERSITY HEIGHTS

MAP NO. 558

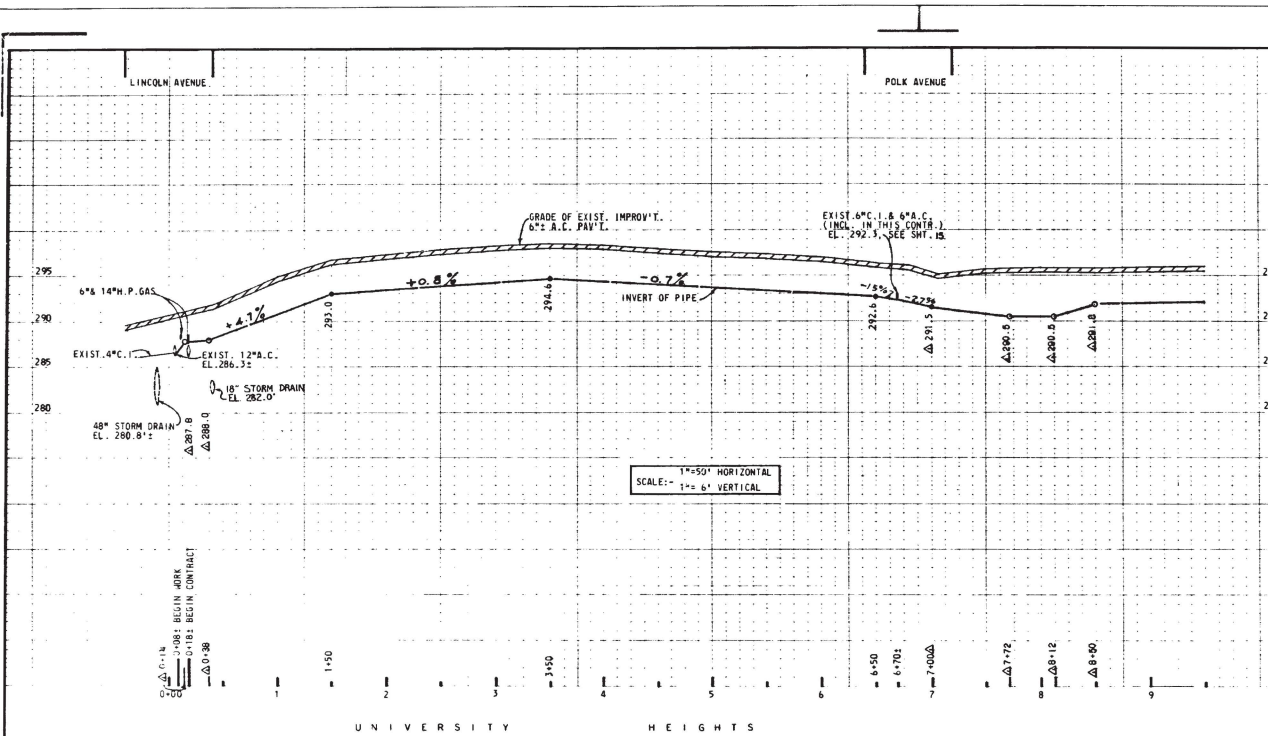



FOR BENCH MARKS, REFERENCES, AS BUILT DATA & RETIREMENT, SEE SHIT. 12

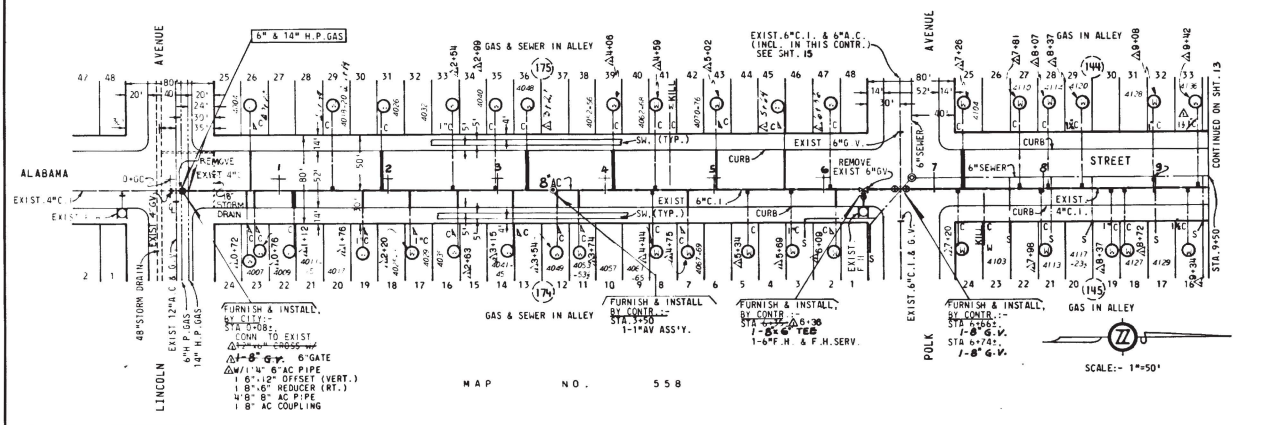
GROUP 167		NO.	45400
ALABAMA STREET		DATE	3/28/58
LINCOLN AVENUE TO EL CAJON BOULEVARD		BY	CORTEZ
CITY OF SAN DIEGO, CALIFORNIA		APPROVED	[Signature]
DEPARTMENT OF PUBLIC WORKS		DATE	3/28/58
DESCRIPTION		BY	PETERS
AS BUILT PER FIELD INSP. & CH NOTES		DATE	3/28/58
CONTRACTOR: H. & N. THOMPSON		DATE DRAWN	5/27/58
DRAWN BY: MARTELL		DATE CHECKED	10/31/58

ALABAMA ST.

AS BUILT



SCALE: 1"=50' HORIZONTAL
1"=6' VERTICAL



AS BUILT DATA
 CONSTRUCTED BY: LONG, MARKER & HOWLEY
 W.O. 18024 (CONSTR.), W.O. 96400 (ENGR.),
 PIPE: JOHNS MANVILLE "RING-TITE"
 (KIND)
 GATE VALVES: RICH
 (KIND)
 SOIL: ADOBE & LARGE BOULDERS
 (KIND)
 STAKED: 8-28-68
 (DATE)
 TESTED: 10-18-68
 (DATE)
 BACKFILL: IMPORT SAND
 (KIND)
 NOTE: INCLUDE "CONSTRUCTION RECORD".
 CONNECTIONS BY: CITY FORCE.
 W.O. 18025
 PIPE: 6" & 8" AC
 GATE VALVES: 8"

BENCH MARKS - (MEAN SEA LEVEL DATUM)
 B.M. - N&BP - ALABAMA ST. & LINCOLN AVE.
 EL. 290.719
 B.M. - SW&BP - ALABAMA ST. & EL CAJON BLVD.
 EL. 309.455

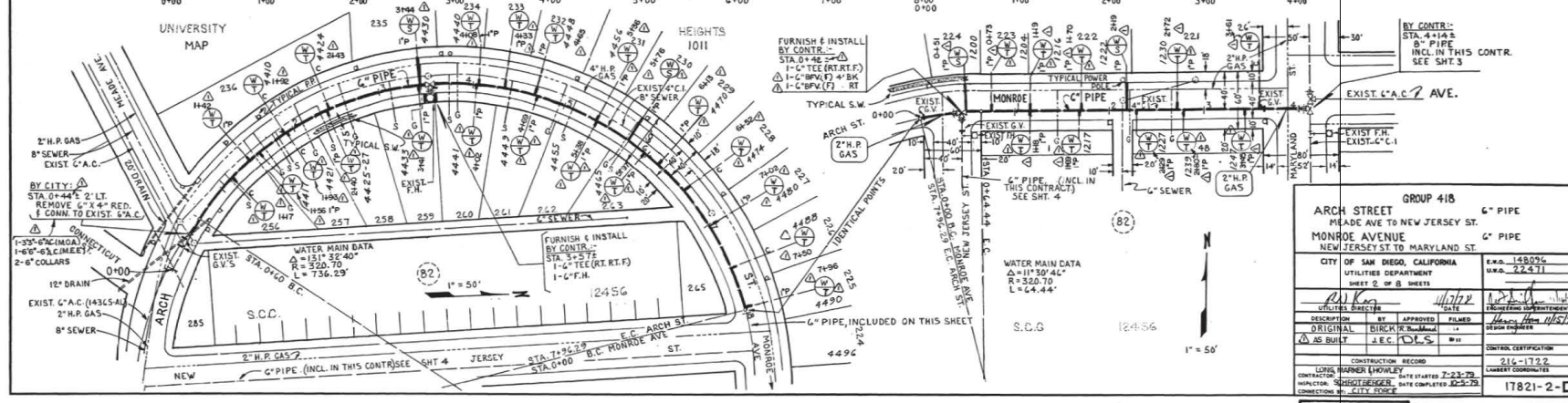
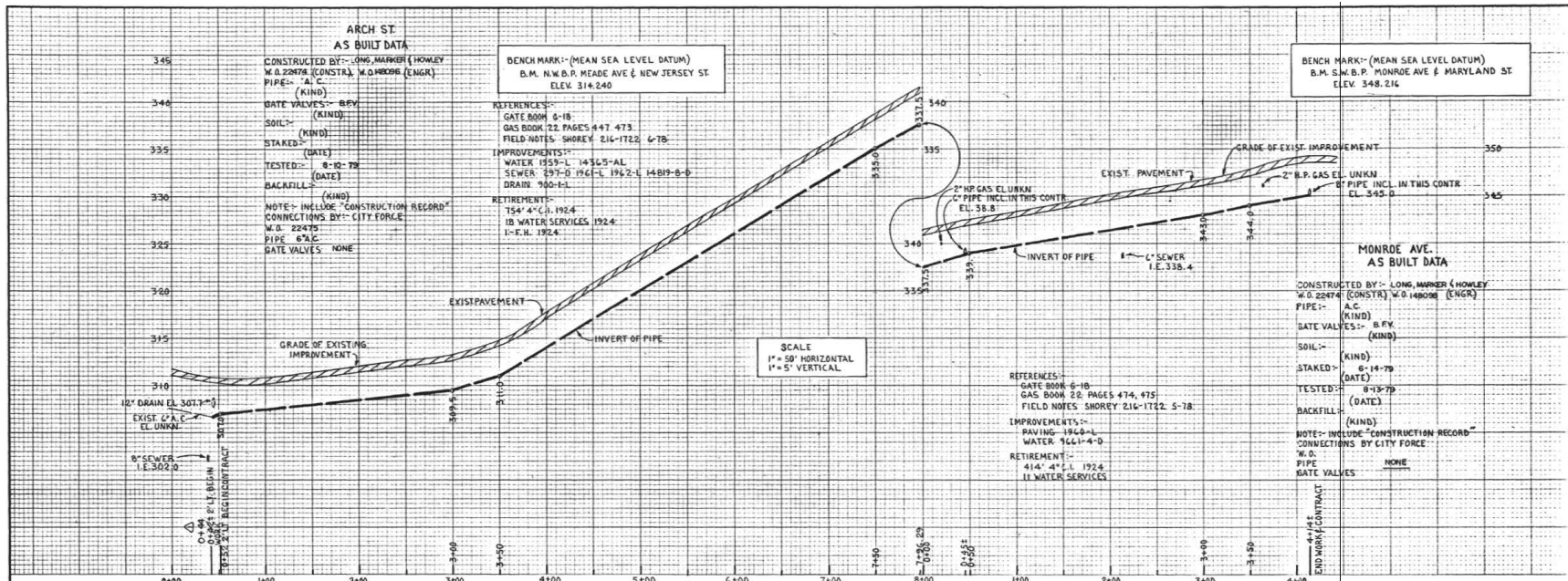
REFERENCES -
 67 BK G-18, H-18
 GAS BK 11, 5415, 394, 599, 400, 4/9 10 4/4
 WATER DGS 6167-4, 10417-10, 0
 FIELD NOTES: 212-214, 215, 8/7/68
 IMPROV'S: 1938-L, 300-L, 1163-L
 1052-L, 3497-L, 5240-L
 SEWER: 212, 214-1725

RETIREMENTS -
 1105' - 6" C (1915)
 679' - 6" C (1945)
 1-6" F.I. & F.I. SEP. (1915)
 2-6" G. 2" (1913)
 1-6" G. 2" (1952)
 1-4" G. 2" (1915)

GROUP 167	
ALABAMA STREET 8" A.C. MAIN LINCOLN AVENUE TO EL CAJON BLVD.	
CITY OF SAN DIEGO, CALIFORNIA 112111-10749000 SHEET 2 OF 10 SHEETS	WD NO. 48462
DATE FILED: 8/27/68	DATE: 8/27/68
DESCRIPTION: AS BUILT PER FIELD NSP & C.F. NOTES	DATE: 8/27/68
BY: CORTIZ, JLU/GA/266	DATE: 8/27/68
APPROVED BY: PETERS	DATE: 8/27/68
CONTRACT NO. 112111-10749000	DATE COMPLETED: 8/27/68
DATE CHECKED: 8/27/68	DATE: 8/27/68

AS BUILT

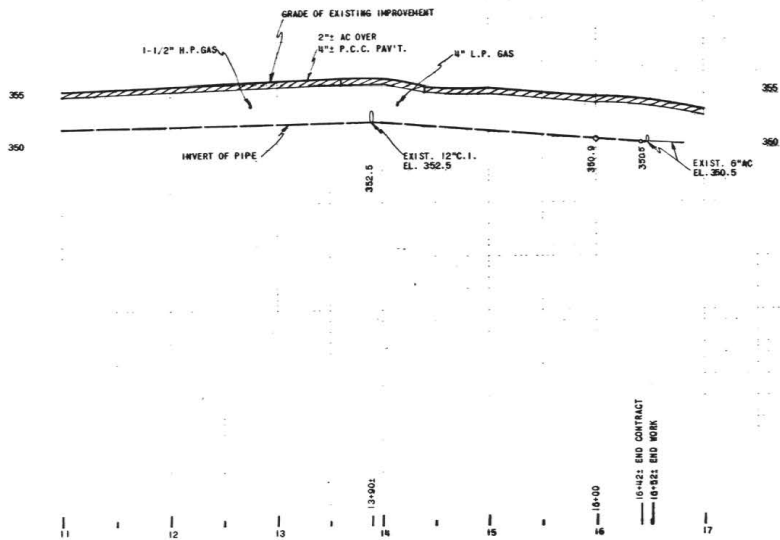
ALABAMA ST.



ARCH STREET MEADE AVE TO NEW JERSEY ST. MONROE AVENUE NEW JERSEY ST TO MARYLAND ST.		GROUP 418 C" PIPE C" PIPE
CITY OF SAN DIEGO, CALIFORNIA UTILITIES DEPARTMENT SHEET 2 OF 5 SHEETS		
E.O. 148096 D.W. 32231		
DESCRIPTION ORIGINAL DATE BY CHECKED DATE BY	APPROVED DATE BY	FILMED DATE BY
CONTROL CERTIFICATION 216-1722 17821-2-D		

AS BUILT

ARCH ST. & MONROE AVE.



SCALE: 1"=50' HORIZONTAL
1"=5' VERTICAL

AS BUILT DATA
 CONSTRUCTED BY: REBCO ENGR. (ENGR.)
 W.O. (CONSTR.), W.D. (KIND)
 PIPE: JOHNS-MANVILLE "RING-TITE" (KIND)
 GATE VALVES: RICH (KIND)
 SOIL: ADOBE WITH LARGE BOULDERS (KIND)
 STAKED: (KIND)
 TESTED: 12-7-71 (DATE)
 BACKFILL: IMPORT SAND (KIND)
 NOTE: INCLUDE "CONSTRUCTION RECORD"
 CONNECTIONS BY: CITY FORCE
 W.O. 24095
 PIPE:
 GATE VALVES:

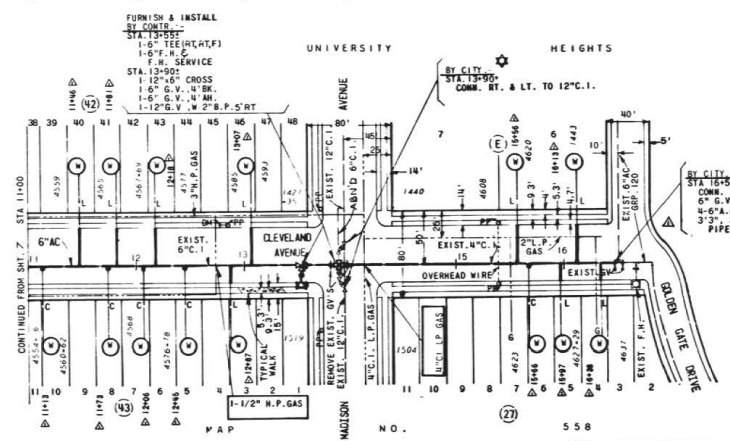
BENCH MARK - (MEAN SEA LEVEL DATUM)
 B.M. - S.E. B.P. - CLEVELAND AVE. & MORRIS AVE.
 ELEV. 354.252

REFERENCES:-
 WATER 0907-ND, 0661-ND, 12417-2D, 11360-6D, 11360-ND,
 3794-W
 SEWER 210-1722
 GAS BOOK 22, PAGES 477, 478, 483, 484, 485, 486
 GATE BOOK 6-10
 FIELD NOTES: ALLEN 216-1722, 2-17-70
 IMPROVEMENTS 1455-L, 1434-L

RETIREMENT:-
 253' - 4" C.I. - 1939
 1368' - 6" C.I. - 1939
 28' - 3" 4" WATER SERVICES
 28' - 1" 2" WATER SERVICE
 1 - FINE HYDRANT CITY CONTRACT

GROUP 182
 CLEVELAND AVENUE 6" A.C. MAIN
 HEADE AVENUE TO GOLDEN GATE DRIVE

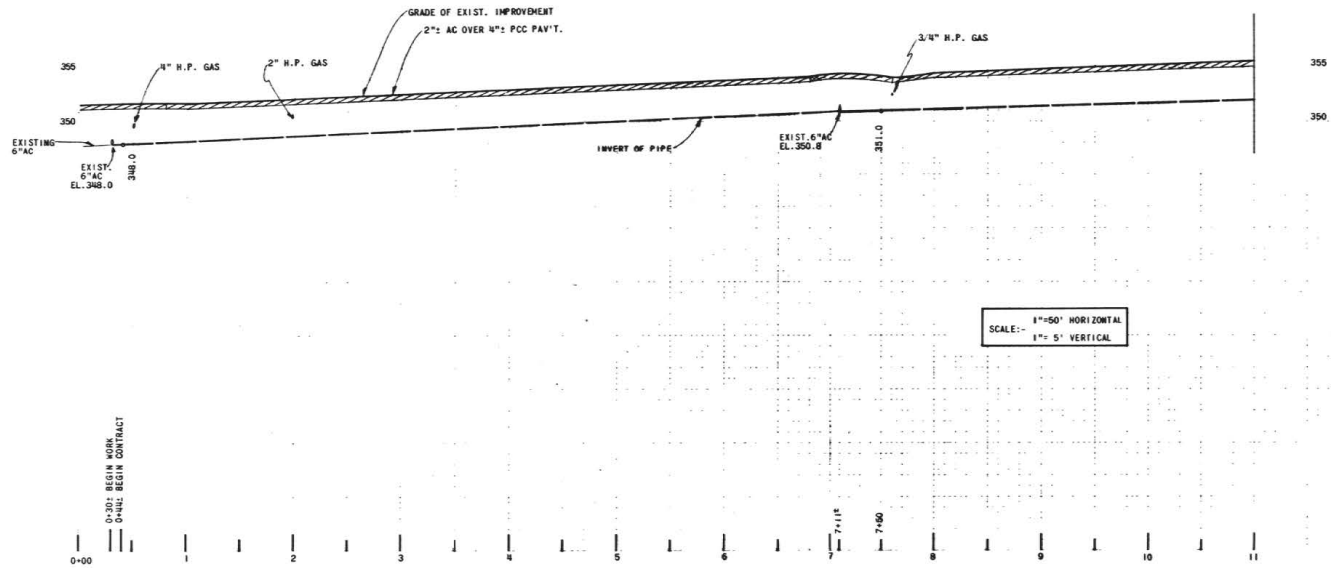
CITY OF SAN DIEGO, CALIFORNIA		E.N.O. 48502
UTILITIES DEPARTMENT		U.N.O. 26091
SHEET 8 OF 15 SHEETS		
UTILITIES DIRECTOR	DATE	ENGINEERING SUPERVISOR
DESCRIPTION	BY	APPROVED
ORIGINAL	R.P.	FILED
AS PER INSP. FIELD	NOTES	DESIGN NUMBER
& C.F. NOTES	CONSTRUCTION RECORD	CONTROL CERTIFICATION
CONTRACTOR	REBCO ENGR., DATE STARTED 3-22-71	DATE
MONITOR	M.R. MARTELL, DATE COMPLETED 8-11-71	216 1722
CONNECTIONS BY:		LATEST COORDINATES
		14198-8-D



RT. 30" - 12" A.C. PIPE
 1-12" 45° BEND LT.
 37" 12" A.C. PIPE
 1-12" C.P.G.
 30" - 12" A.C. PIPE -
 1-12" 45° BEND RT.

SCALE: 1"=50'

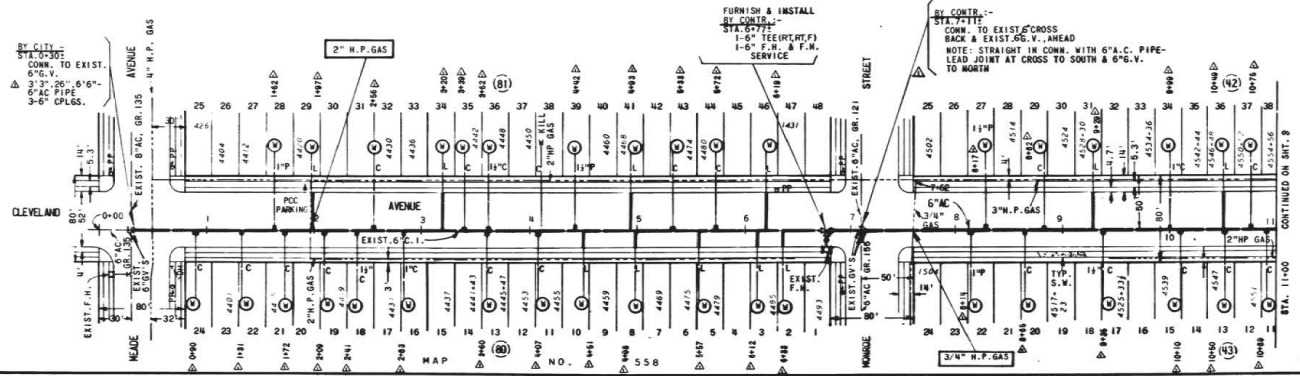
CLEVELAND AVENUE



SCALE: 1"=50' HORIZONTAL
1"= 5' VERTICAL

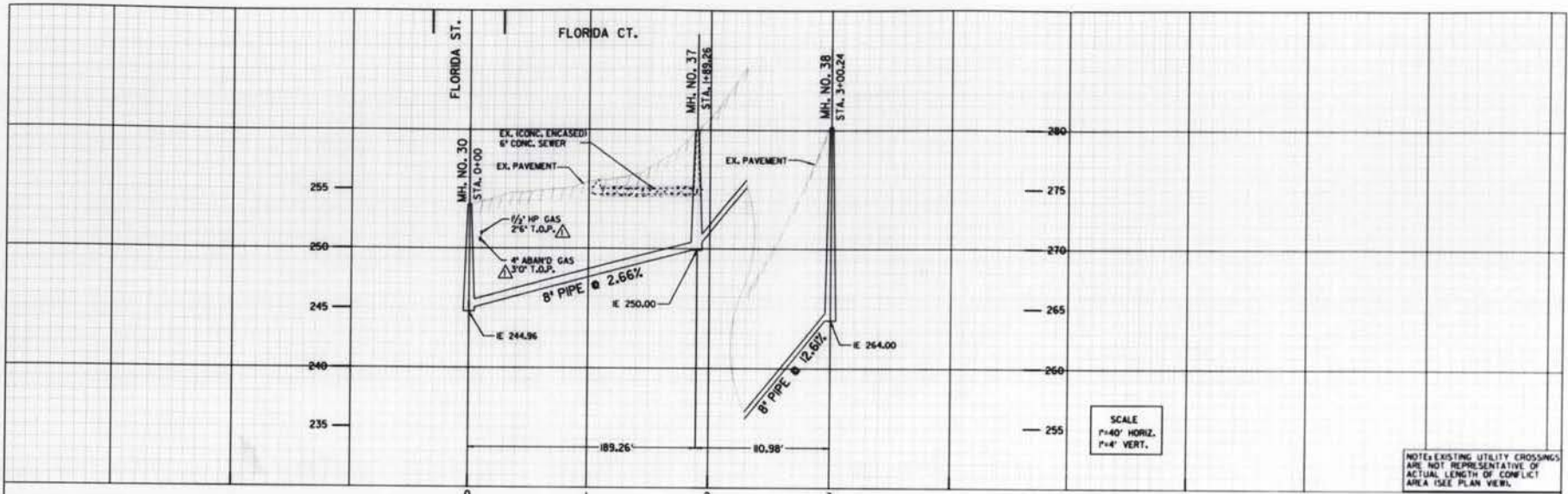
NOTE: -
SEWER MAINS LOCATED IN
ALLEYS.

FOR BENCH MARKS AND REFERENCES, RETIREMENT
AND AS BUILT DATA, SEE SHT. 121



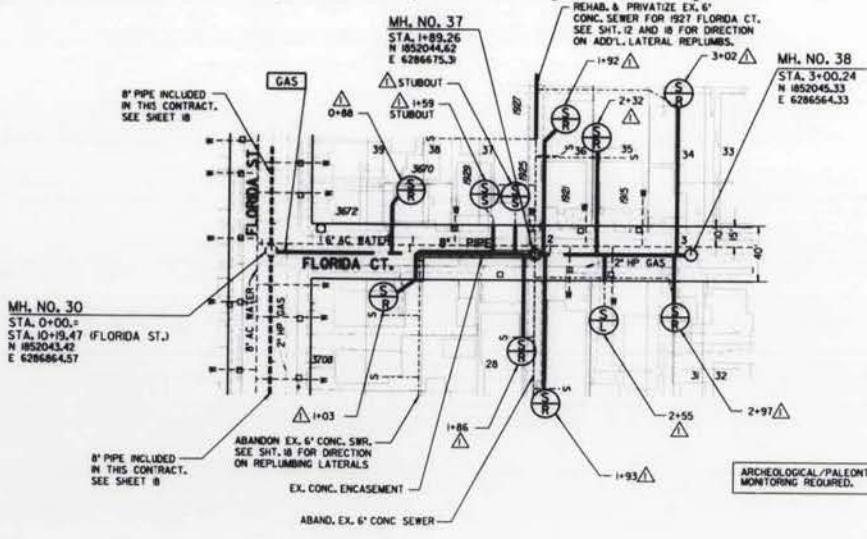
GROUP 182 CLEVELAND AVENUE 6" A.C. MAIN MEADE AVENUE TO GOLDEN GATE DRIVE			
CITY OF SAN DIEGO, CALIFORNIA UTILITIES DEPARTMENT SHEET 7 OF 15 SHEETS		E.W.D. 48502 S.D.S. 20091	
UTILITIES DIRECTOR		DATE	
DESCRIPTION		FILED	
AS PER INSP. FIELD & C.F. NOTES		DATE	
CONSTRUCTION RECORD		CONTROL CERTIFICATION	
CONTRACTOR: REBCO ENGR. DATE STARTED 3-22-71		216-1722	
MANAGER: R. MARTELLE DATE COMPLETED 8-11-71		LAYOUT COORDINATOR	
		14198-7-D	

CLEVELAND AVENUE



SCALE
 1"=40' HORIZ.
 1"=4' VERT.

NOTE: EXISTING UTILITY CROSSINGS ARE NOT REPRESENTATIVE OF ACTUAL LENGTH OF CONFLICT AREA (SEE PLAN VIEW).



BENCH MARK: SEBP FLORIDA ST & UNIVERSITY AVE.
 ELEV = 289.069 MSL
 FIELD NOTES: FARNSWORTH, 20-1725, P-27-95, WD NO. 17340, 17 SHEETS.
 WATER: H38-D
 SEWER: S
 STORM DRAIN: S
 GAS: G
 ELECTRIC: 20-1725A
 CABLE TV: 20-1725 (CABLE)
 IMPROVEMENTS: I
 FIELD BOOK: H-98
 100' SCALES: H-98A
 THOMAS BROS.: 1269, C-6

RETIREMENTS:
 90" - 6" CONC - 1929

SEWER GROUP 636			
FLORIDA CT.			
FLORIDA ST TO 300 WEST OF FLORIDA ST			
CITY OF SAN DIEGO, CALIFORNIA		WATER	
ENGINEERING AND CAPITAL PROJECTS DEPARTMENT		SEWER	
DATE: 04-08-99		SHEET NO.: 17340	
DESIGNED BY: [Signature]	APPROVED BY: [Signature]	DATE: JAN '99	PROJECT NUMBER: [Blank]
ORIGINAL			
REVISION NO. 1	DATE: 04-08-99	BY: [Signature]	REASON: [Blank]
CAPITAL PROJECTS DEPARTMENT	DATE: 04-08-99	PROJECT NUMBER: 6286407, 1850444	PROJECT NUMBER: [Blank]
REPORT NO. 27954-21-D			

AS-BUILT

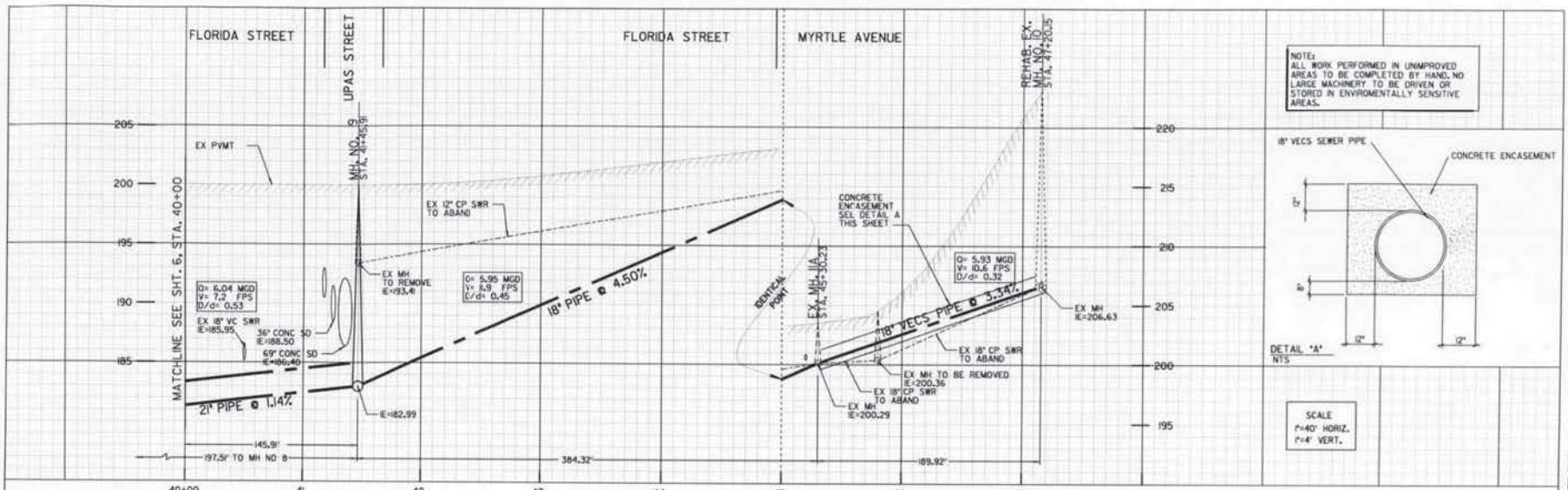


SCALE: 1" = 40'

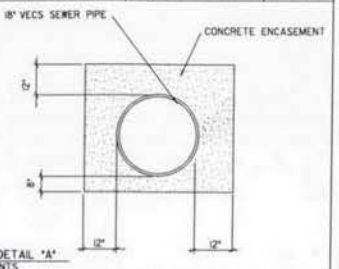
FLORIDA CT.

FILED FROM THE ORIGINAL. BEST QUALITY OBTAINABLE. EXCESSIVE GRAY BACKGROUND MAY CAUSE A POOR QUALITY REPRODUCTION.

FLORIDA DR - MYRTLE AVE



NOTES:
ALL WORK PERFORMED IN UNIMPROVED AREAS TO BE COMPLETED BY HAND, NO LARGE MACHINERY TO BE DRIVEN OR STORED IN ENVIRONMENTALLY SENSITIVE AREAS.



SCALE
H=40' HORIZ.
V=4' VERT.

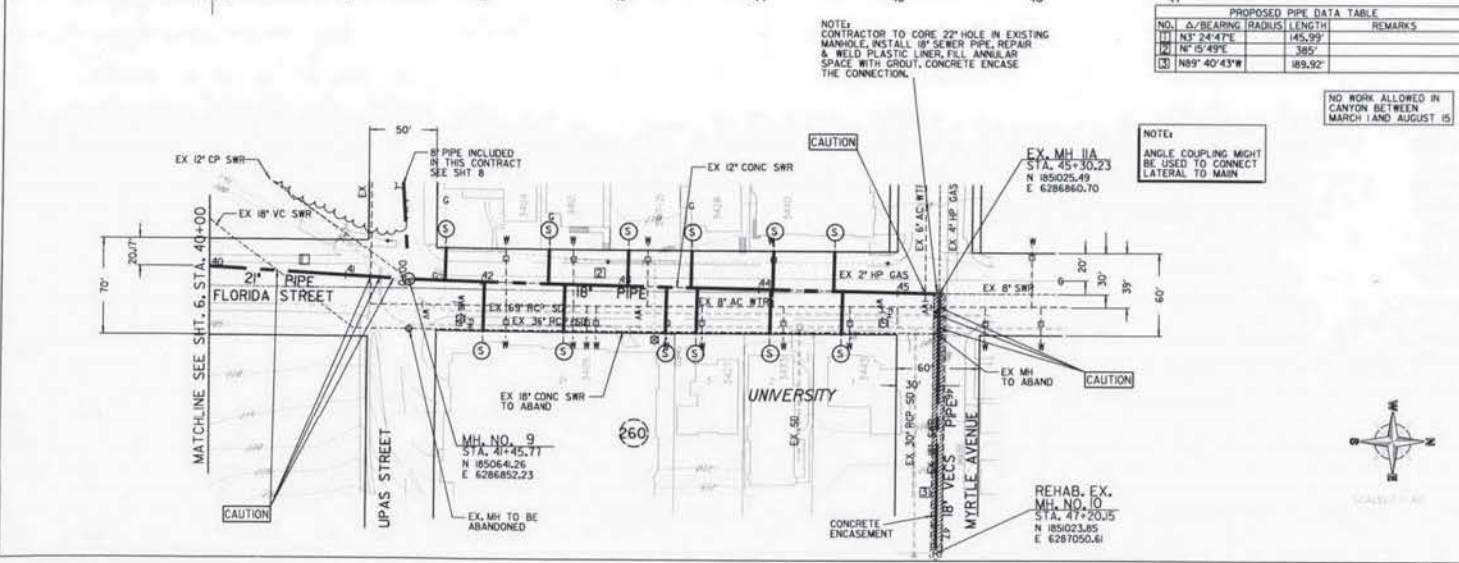
NO.	Δ/BEARING	RADIUS	LENGTH	REMARKS
1	N3° 24' 47\"/>			

REFERENCE:
BENCH MARK
NWP FLORIDA DR & UPAS ST ELEV: 200.974
SEWP FLORIDA DR & MYRTLE FIELD DR ELEV: 192.07
NWP UPAS ST & ARIZONA ST ELEV: 216.0
FIELD NOTES: DAPRON/MUNYER, 204-1725, 5-6-99
W* 17487, 6 SHEETS
WATER: H38-6-D, 9766-L, 20032-1-D, 20032-3-D
SEWER: I046-D, I047-D, I049-D
STORM DRAIN: I370-L, 9026-AD, H38-6-D, 20037-D
GAS: I-273, I-274
ELECTRIC: 210-1725A
CABLE TV: NONE
TELEPHONE: NONE
IMPROVEMENTS: I383-D
WATER FIELD BOOK: H95
SEWER FIELD BOOK: H95
100' SCALE: 210-1725
THOMAS BROS.: I263-C-6

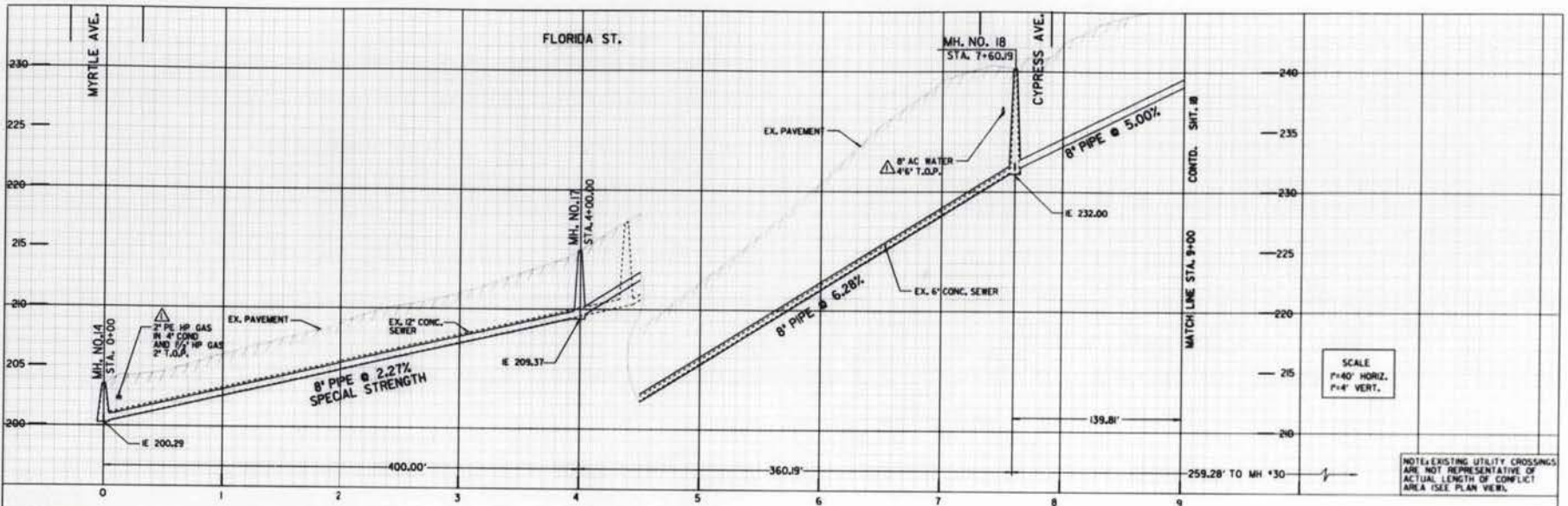
NO WORK ALLOWED IN CANYON BETWEEN MARCH 1 AND AUGUST 15

NOTE:
ANGLE COUPLING MIGHT BE USED TO CONNECT LATERAL TO MAIN

NOTE:
CONTRACTOR TO CORE 2\"/>

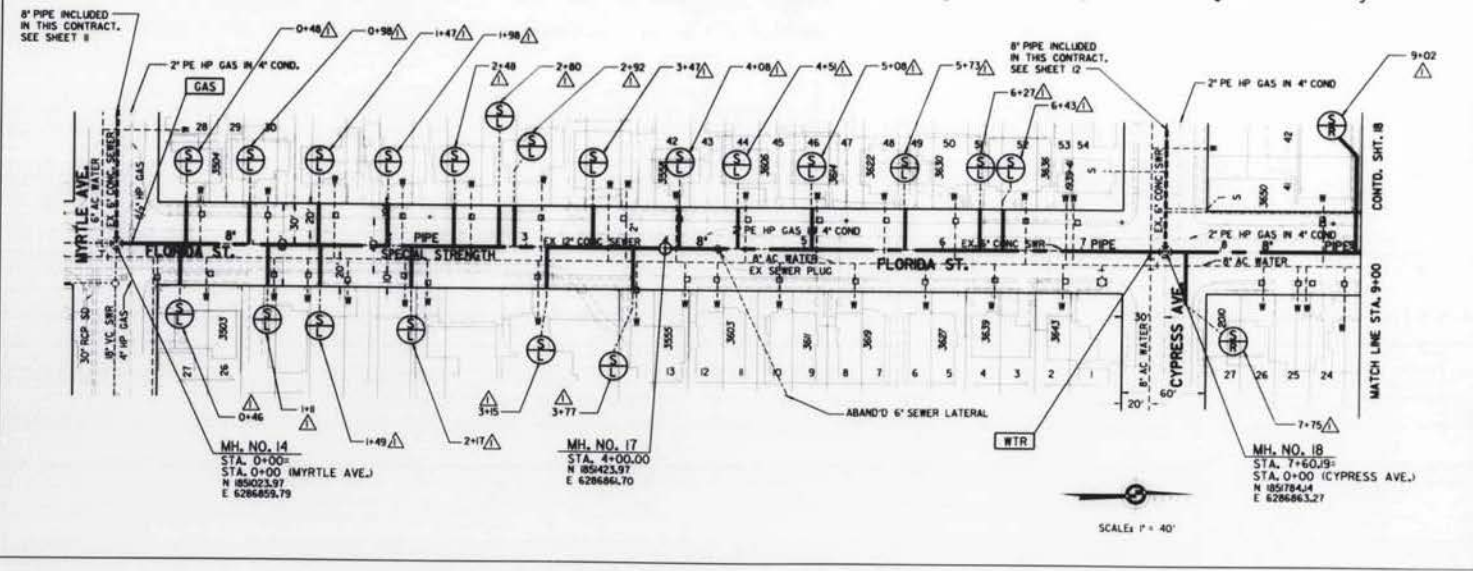


POWDER HOUSE CANYON TRUNK SEWER	
FLORIDA DRIVE STA 40+00 TO STA 45+30.77	MYRTLE AVENUE STA 45+30.77 TO STA 47+16.32
CITY OF SAN DIEGO, CALIFORNIA ENGINEERING AND CAPITAL PROJECTS DEPARTMENT	
DATE: 02-27-01	SCALE: 1"=40'
ORIGINAL	DATE: 210-1725
	PROJECT NUMBER: 29868-07-D



SCALE
 H=40' HORIZ.
 V=4' VERT.

NOTE: EXISTING UTILITY CROSSINGS ARE NOT REPRESENTATIVE OF ACTUAL LENGTH OF CONFLICT AREA (SEE PLAN VIEW).



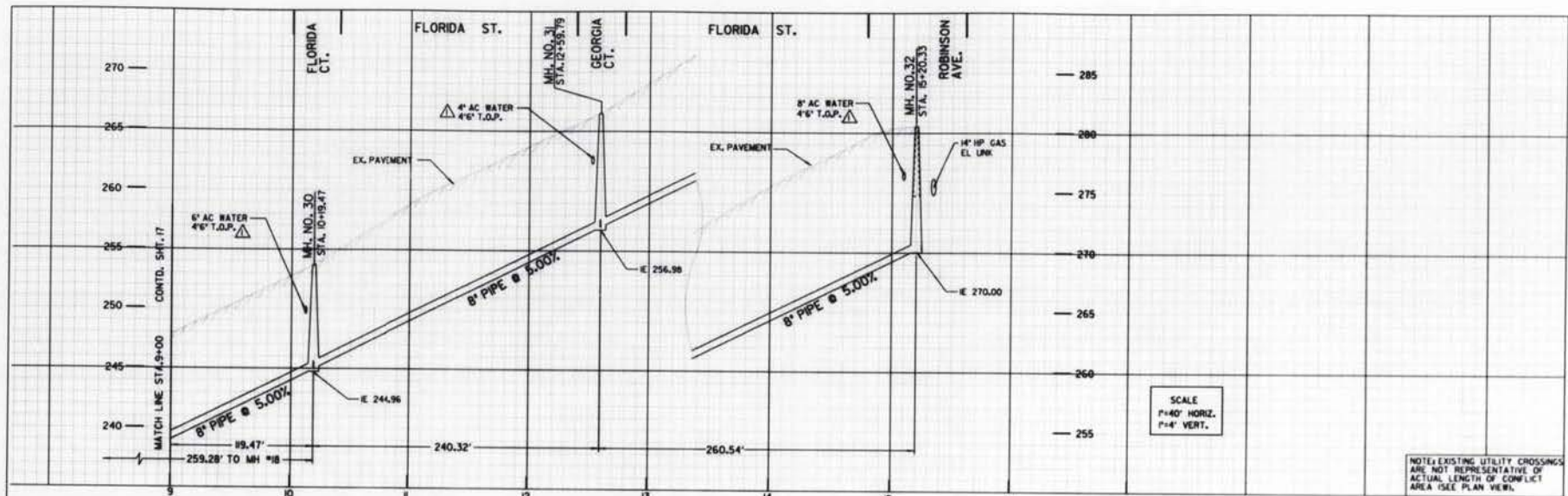
BENCH MARK: SEB FLORIDA ST & UNIVERSITY AVE.
 ELEV. = 285.00
 FIELD NOTES: FARNWORTH, 20-1725, 1-27-95, NO. 17340, 17 SHEETS.
 WATER: #38-D
 SEWER: STORM DRAIN 137-L
 GAS: #332
 ELECTRIC: 20-1725A
 CABLE: 19-22-725 (COX - CABLE)
 IMPROVEMENTS:
 FIELD BOOKS: #19
 100' SCALE: H-90
 THOMAS BROS.: 1269, C-6

RETIREMENTS:
 400' - 2' CONC. LIND.
 360' - 6' CONC. LIND.

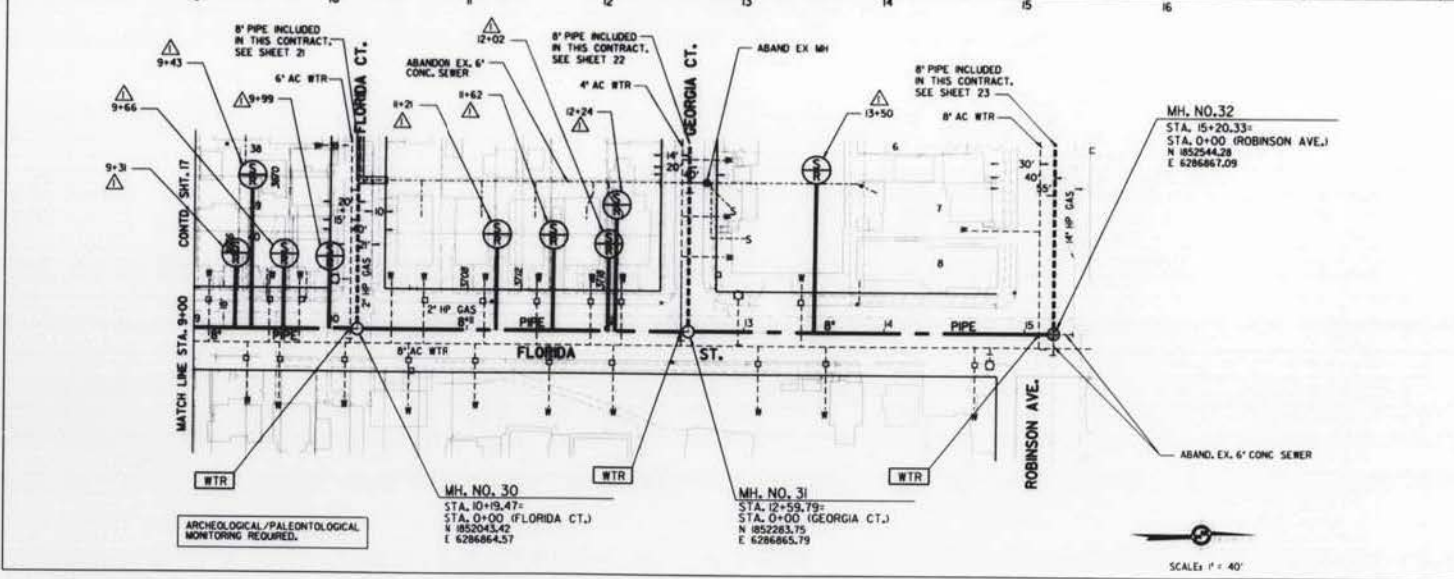
SEWER GROUP 636	
FLORIDA STREET	
MYRTLE AVE TO 140' NORTH OF CYPRESS AVE.	
CITY OF SAN DIEGO, CALIFORNIA	
ENGINEERING AND CAPITAL PROJECTS DEPARTMENT	PROJECT NO. 17340
DATE: 04-08-99	BY: [Signature]
DESCRIPTION: [Text]	DATE: [Text]
ORIGINAL: [Text]	DATE: [Text]
SHEET NO. 15-19 OF 20 CONTRACT NO. 6286407, 850444 ORDER NO. 27954-17-D	

AS-BUILT

FLORIDA STREET



NOTE: EXISTING UTILITY CROSSINGS ARE NOT REPRESENTATIVE OF ACTUAL LENGTH OF CONFLICT AREA (SEE PLAN VIEW).



BENCH MARK: SEBP FLORIDA ST & UNIVERSITY AVE.
 ELEV = 289.049 MSL.
 FIELD NOTES: FARNSWORTH, 20-1725, 8-27-95, NO. 17340, 17 SHEETS.
 WATER: R38-D
 SEWER: STORM DRAIN
 GAS: R-332
 ELECTRIC: 202-1725A
 CABLE: T15, 725-725 (COX - CABLE)
 IMPROVEMENTS:
 FIELD BOOK: H9
 100' SCALE: H-9A
 THOMAS BROS., 1269, C-6

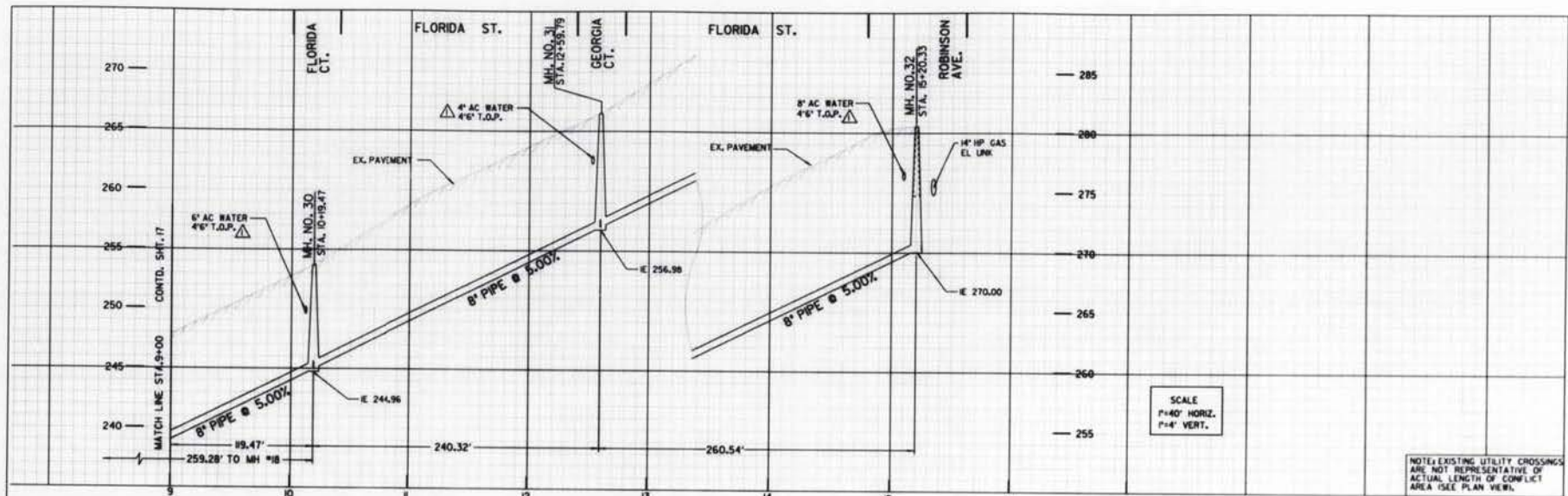
RETIREMENTS:
 250' - 6' CONC. LINK.

SEWER GROUP 636	
FLORIDA STREET	
140 NORTH OF CYPRESS TO ROBINSON AVE.	
CITY OF SAN DIEGO, CALIFORNIA ENGINEERING AND CAPITAL PROJECTS DEPARTMENT	DATE: 04-08-99 BY: [Signature] CHECKED: [Signature]
PROJECT NO.: 27954-18-D	DATE: 04-08-99
CONTRACT NO.: 6286407, 1850444	DATE: 04-08-99
PROJECT NO.: 27954-18-D	DATE: 04-08-99

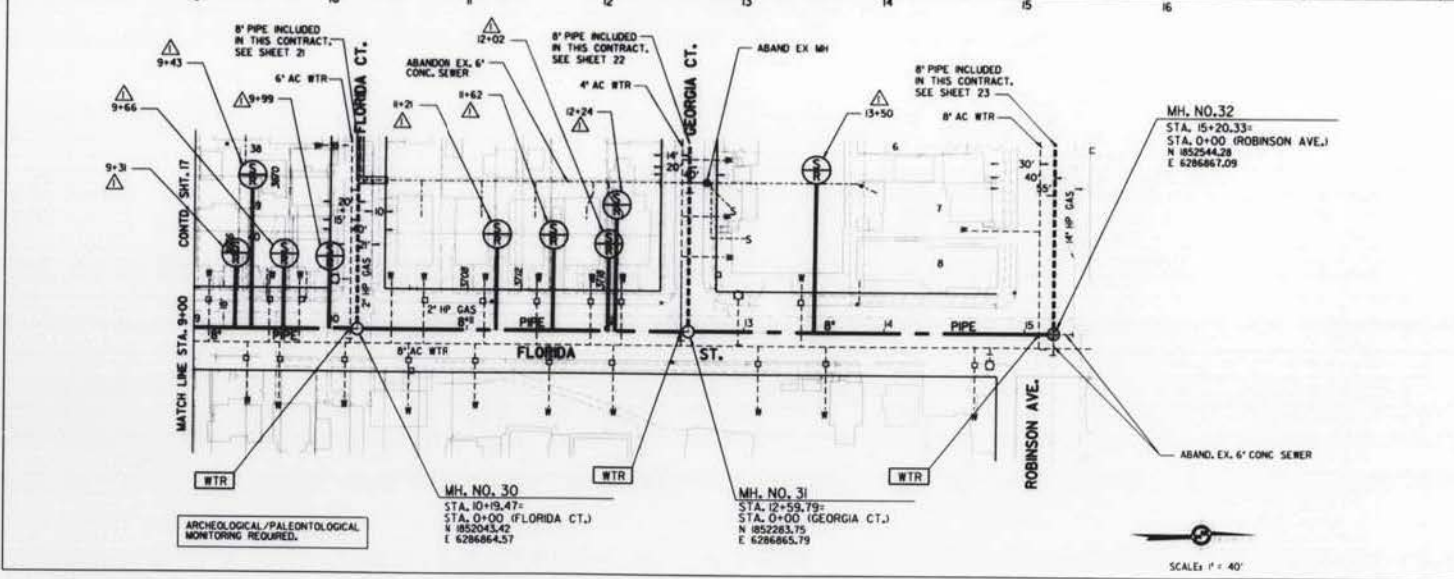
AS-BUILT

FLORIDA STREET

FILED FROM THE ORIGINAL. BEST QUALITY CONTAINER. EXCESSIVE SHAKING OR BUCKLING MAY CAUSE A POOR QUALITY REPRODUCTION.



NOTE: EXISTING UTILITY CROSSINGS ARE NOT REPRESENTATIVE OF ACTUAL LENGTH OF CONFLICT AREA (SEE PLAN VIEW).



BENCH MARK: SEBP FLORIDA ST & UNIVERSITY AVE.
 ELEV = 289.049 MSL.
 FIELD NOTES: FARNSWORTH 20-1725, 8-27-95, NO. 17340, 17 SHEETS.
 WATER: R38-D
 SEWER: STORM DRAIN
 GAS: R-332
 ELECTRIC: 202-1725A
 CABLE: T15-725-725 (COX - CABLE)
 IMPROVEMENTS:
 FIELD BOOK: H9
 100' SCALE: H-9A
 THOMAS BROS. 1269, C-6

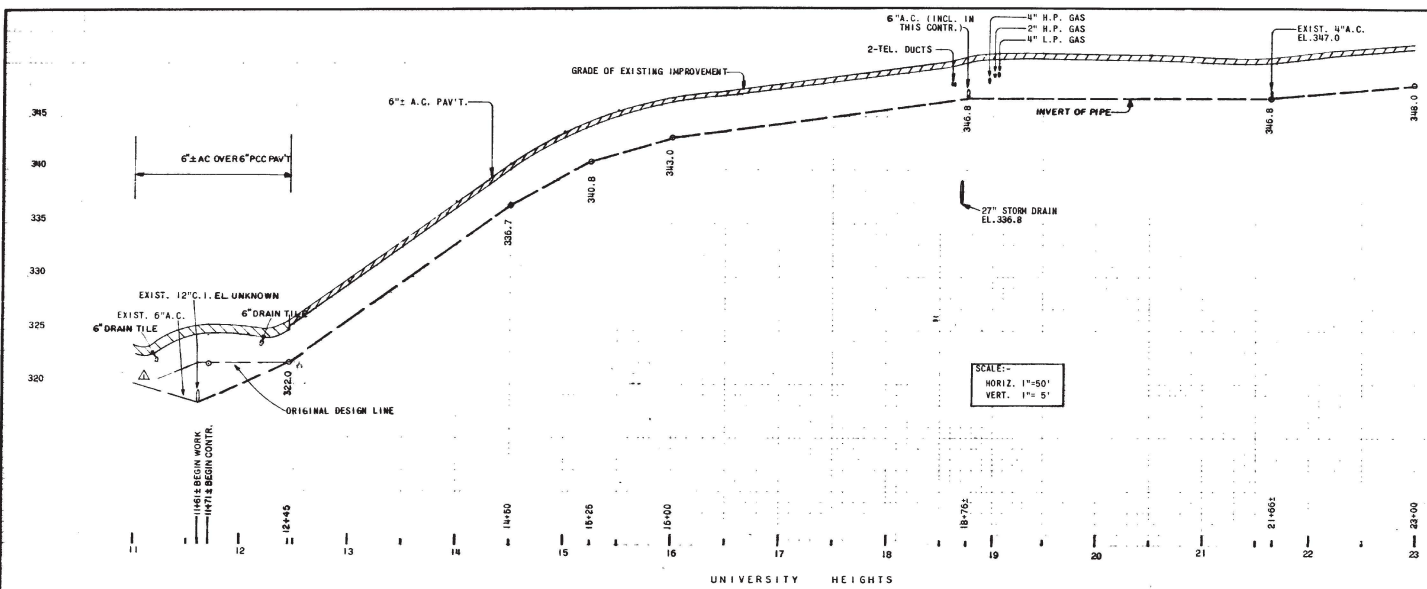
RETIREMENTS:
 250' - 6' CONC. LINK.

SEWER GROUP 636	
FLORIDA STREET	
140 NORTH OF CYPRESS TO ROBINSON AVE.	
CITY OF SAN DIEGO, CALIFORNIA ENGINEERING AND CONSTRUCTION DEPARTMENT	DATE: 04-08-99
PROJECT NO. 27954-18-D	PROJECT NUMBER: 17340
DESIGNED BY: [Signature]	CHECKED BY: [Signature]
DATE: 04-08-99	DATE: 04-08-99
ORIGINAL: [Signature]	PROJECT NUMBER: 17340
DATE: 04-08-99	DATE: 04-08-99
CONTRACT NO. 27954-18-D	DATE: 04-08-99
DATE: 04-08-99	DATE: 04-08-99

FLORIDA STREET

AS-BUILT

FILED FROM THE ORIGINAL. BEST QUALITY CONTAINER. EXCESSIVE SHAKING OR BUCKLING MAY CAUSE A POOR QUALITY REPRODUCTION.

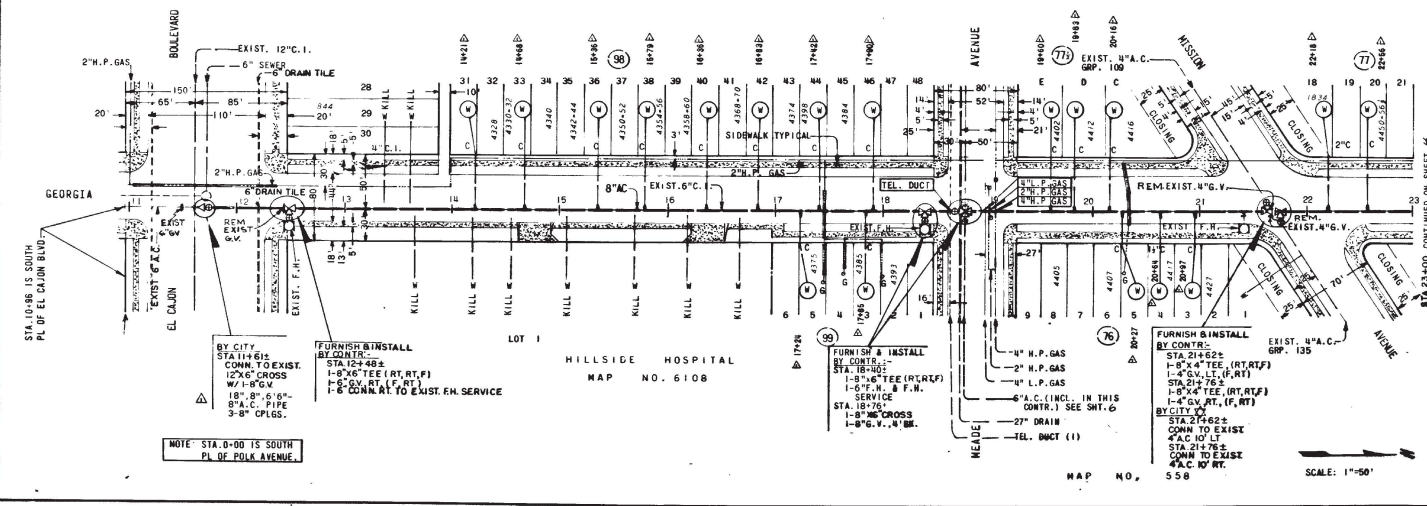


350
345
340
335
330

SCALE:-
HORIZ. 1"=50'
VERT. 1"=5'

UNIVERSITY HEIGHTS

SEE SHEET 4 FOR REFERENCES, RETIREMENT AND AS BUILT DATA.



NOTE- CONTRACTOR TO EXPOSE EXISTING WATER MAINS AT STA 11+612 AND STA 32+355 PRIOR TO TRENCHING

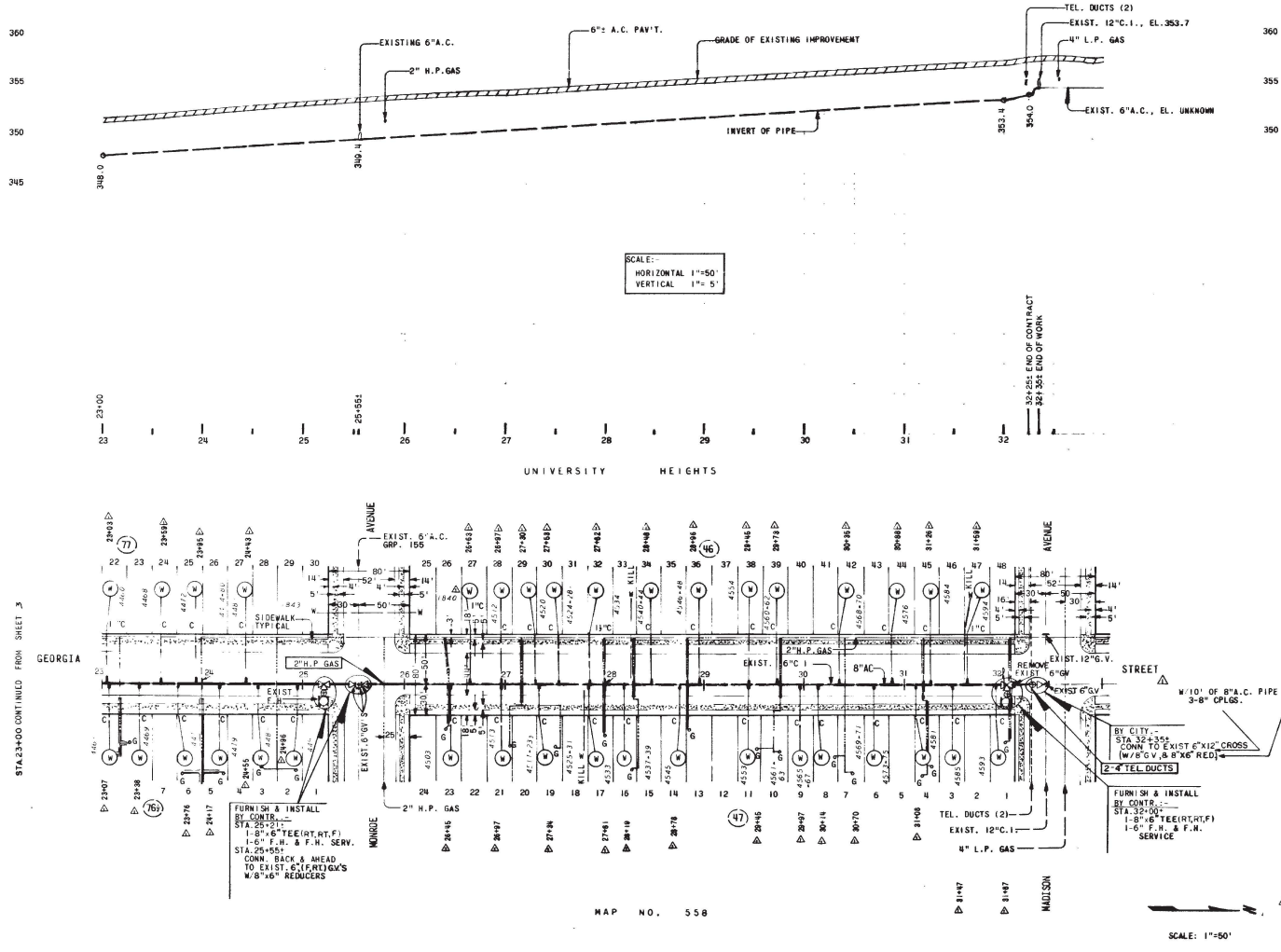
LT
30"-N.A.C. PIPE
1-4" 22-1/2" BEND
30"-N.A.C. PIPE
28"-N.A.C. PIPE
2-4" CPSES.
RT
18"-N.A.C. PIPE
1-4" 22-1/2" BEND (HORIZ.)

GROUP 182
GEORGIA STREET 8" A.C. MAIN
EL CAJON BOULEVARD TO MADISON AVENUE

CITY OF SAN DIEGO, CALIFORNIA UTILITIES DEPARTMENT		C.R. NO. 18502
SHEET 3 OF 15 SHEETS		E.W. NO. 24091
UTILITIES DIRECTOR	DATE	ENGINEERING SUPERINTENDENT
DESCRIPTION	APPROVED	FILED
AS BUILT PER INSP. & FIELD C.F. NOTES J.P.	CONSTRUCTION RECORD	CONTRACT CERTIFICATION
CONTRACTOR	RESCO ENGR. DATE STARTED 11-21-71	218-1725
INSPECTOR	M.E. SMITTEL DATE COMPLETE 8/11/71	14198-3-D
CONNECTIONS BY:		

AS BUILT

GEORGIA STREET



AS BUILT DATA

CONSTRUCTED BY: RECD ENGR.
 W.D. (CONSTR.), W.D. (ENGR.)
 PIPE: JOHNS-HANVILLE "RING-TITE"
 (KIND)
 GATE VALVES: RICH (KIND)
 SOIL: CLAY & BOULDERS (KIND)
 STAKED: 5-17-71 (DATE)
 TESTED: 5-21-71 MONROE TO MADISON (DATE)
 BACKFILL: (KIND) MONROE AVE. TO MADISON AVE.
 NOTE: INCLUDE "CONSTRUCTION RECORD" CONNECTIONS BY: CITY FORCE
 W.D.
 PIPE:
 GATE VALVES:

BENCH MARK: (MEAN SEA LEVEL DATUM)

B.M. - S.E.B.P. - POLK AVE. & GEORGIA ST.
 EL. 341.108
 B.M. - N.W.B.P. - MONROE AVE. & GEORGIA ST.
 EL. 354.214

REFERENCES:-

WATER 214, 216-1725
 SEWER 214, 216-1725
 GAS BOOK 11, SHEETS 431, 433, 434, 465, 466, 467, 468, 469, 486
 TEL. 384, 384-1, 384-2, 413
 FIELD NOTES: 214-1725, 2-3-70 (ELMORE & WEST)
 9-14-67 (BEATTY) 434, 440, 2141725
 GATE BOOK W-18

IMPROVEMENTS:-

WATER 130-L, 130-L, 2014-L, 8054-W, 11360-13-D, 12417-3-D, 13110-6-D, 13134-9-D, 13134-15-D
 DRAIN 13275-A
 PAVEL. 395-L, 885-L, 1008-L, 1143-L, 2468-L, 3097-L, 3097-1-L, 3054-L, 3708-L, 3075-L, 4130-L, 5830-L, 11976-3-D, 13152-3-D

RETIREMENTS:

1-6" C.I. 1927
 3-6" F.N.S. & F.N. SERVICES 1927
 13-3" SERVICES
 6" C.I. 1913

AS BUILT NOTE
 8" V. & 8" 16" RED. WERE
 EXISTING AT TIME OF CONN.

GROUP 182
 GEORGIA STREET 8" A.C. MAIN
 EL CAJON BOULEVARD TO MADISON AVENUE

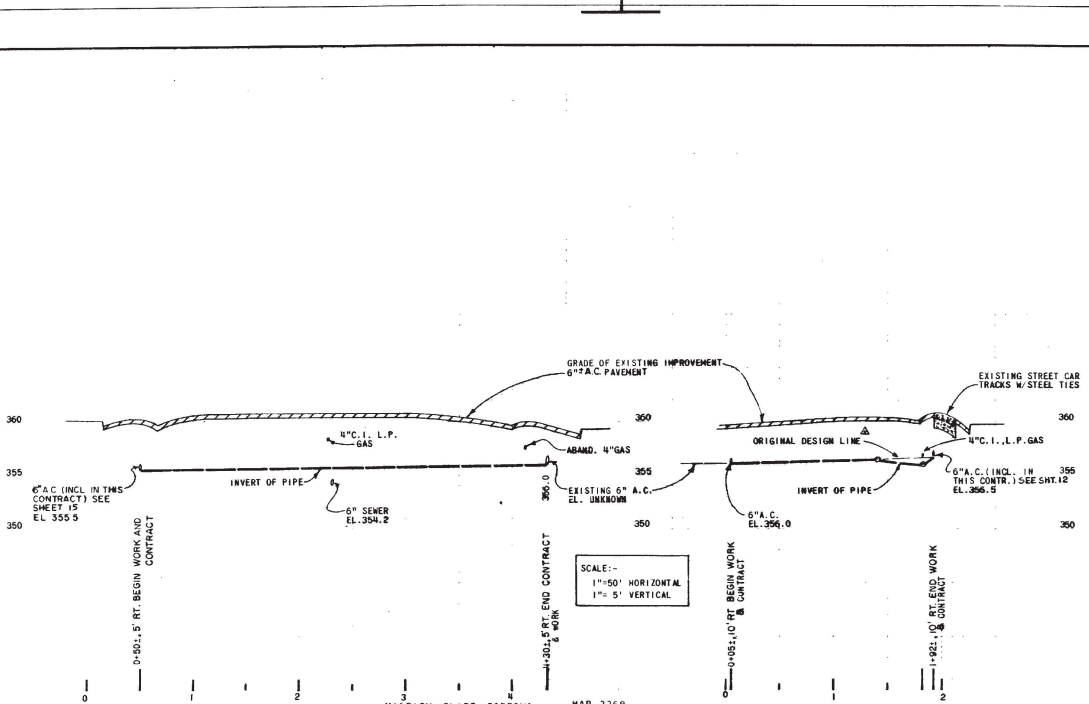
CITY OF SAN DIEGO, CALIFORNIA	F.O. 48502
UTILITIES DEPARTMENT	U.W. 24091
SHEET 4 OF 13 SHEETS	
UTILITIES DIRECTOR	DATE
ENGINEERING SUPERINTENDENT	DATE
DESCRIPTION	BY
APPROVED	DRAWN
FILED	DATE
AS BUILT PER 185.P.	CONTROL CERTIFICATION
& FIELD C.F. NOTES J.P.	DATE
CONSTRUCTION RECORD	214-1725
CONTRACTOR RECD ENGR.	DATE STARTED 10-21-71
INSPECTOR M.B. MARTELL	DATE COMPLETED 8-11-71
CONNECTIONS BY:	LABELED COORDINATES
	14198-4-D

STA. 23+00 CONTINUED FROM SHEET 3

MAP NO. 558

SCALE: 1"=50'

GEORGIA STREET

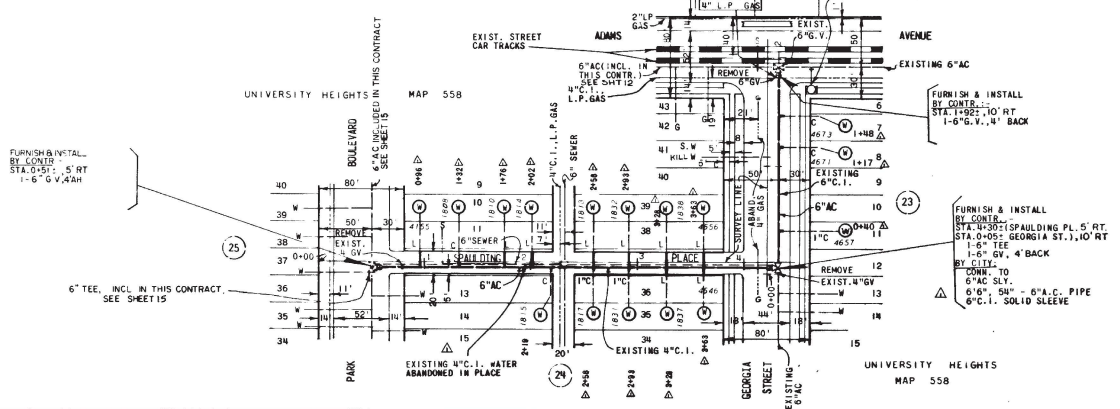


AS BUILT DATA
 CONSTRUCTED BY: REBCO ENGR.
 W.O. (CONSTR.), W.O. (ENGR.)
 PIPE: JOHNS-MANVILLE "RING-TITE"
 (KIND)
 GATE VALVES: RICH (KIND)
 SOIL: CLAY & LARGE ROCK (KIND)
 STAKED: 3-17-71 (DATE)
 TESTED: 5-6-71 GEORGIA ST. - ADAMS AVE. TO SPAULDING (DATE)
 BACKFILL: IMPORT SAND (KIND)
 NOTE: INCLUDE "CONSTRUCTION RECORD"
 CONNECTIONS BY: CITY FORCE
 W.O.
 PIPE:
 GATE VALVES:

BENCH MARKS: - (MEAN SEA LEVEL DATUM)
 B.M. - S.E.B.P. - ADAMS ST. & PARK BLVD.
 ELEV. 361.438
 T.B.M. - N.C.L. - ADAMS & GEORGIA
 ELEV. 359.87

REFERENCES -
 WATER GATE BOOK N-18
 SEWER 216-1725
 GAS BOOK 11, SHTS. U90A, 500
 FIELD NOTES - ELMORE, 2-18-70 216-1725 (GEORGIA ST.)
 IMPROVEMENTS: , 2-24-70 216-1722 (SPAULDING PL.)
 130-L, 1123-L, 1147-L, 1150-L, 1996-IL, 2026-L

RETIREMENT -
 380' - 6\"/>



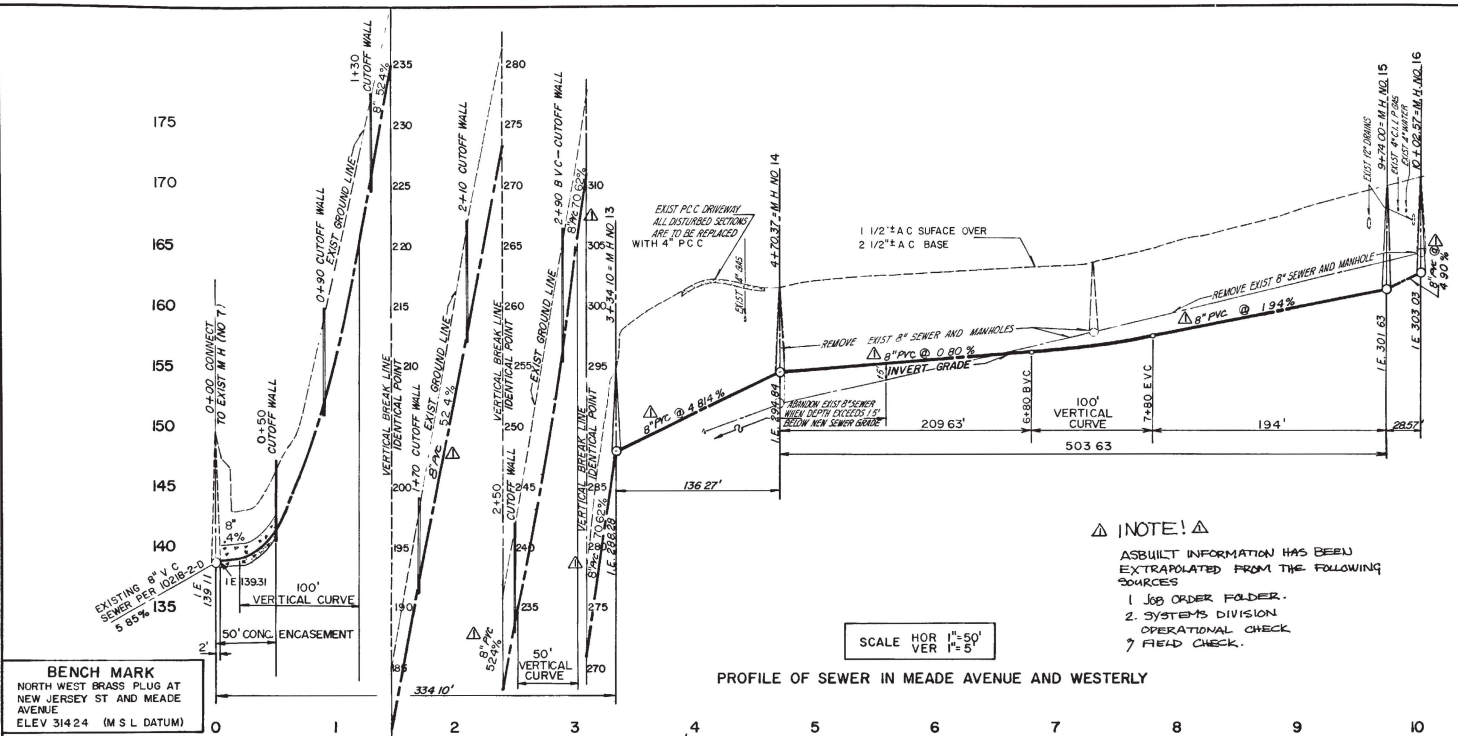
CITY CONTRACT			
GROUP 182			
SPAULDING PLACE 6\"/>			
PARK BOULEVARD TO GEORGIA STREET			
GEORGIA STREET 6\"/>			
SPAULDING PLACE TO ADAMS AVENUE			
CITY OF SAN DIEGO, CALIFORNIA		E.O. 38502	
UTILITIES DEPARTMENT		E.O. 28091	
SEWER 216-1725			
SHEET 2 OF 15 SHEETS			
REVISION		DATE	
BY		DATE	
APPROVED		FILED	
AS BUILT AS PER INSP. FIELD		PER INSP. FIELD	
C.F. NOTES		J.P.	
CONSTRUCTION RECORD		CONTROL CERTIFICATION	
CONTRACTOR: REBCO ENGR.		DATE STARTED: 5-13-71	
INSPECTOR: H.B. MARTELL		DATE COMPLETED: 8-11-71	
CONNECTIONS BY:		LATEST COORDINATES	
		216-1725	
		14198-2-D	



SPAULDING PLACE - GEORGIA STREET

175
170
165
160
155
150
145
140

310
305
300
295



BENCH MARK
NORTH WEST BRASS PLUG AT
NEW JERSEY ST AND MEADE
AVENUE
ELEV 314.24 (M.S.L. DATUM)

SCALE HOR 1"=50'
VER 1"=5'

PROFILE OF SEWER IN MEADE AVENUE AND WESTERLY

NOTE!
ASBUILT INFORMATION HAS BEEN
EXTRAPOLATED FROM THE FOLLOWING
SOURCES
1. JOB ORDER FOLDER.
2. SYSTEMS DIVISION
OPERATIONAL CHECK
3. FIELD CHECK.

100' V.C.	STATION	ELEV
	6+80 BVC	296.49
	+85	296.53
	+90	296.58
	+95	296.62
	+100	296.67
	+105	296.72
	+110	296.78
	+115	296.84
	+120	296.90
	+125	296.96
	+130	297.03
	+135	297.10
	+140	297.17
	+145	297.24
	+150	297.32
	+155	297.40
	+160	297.48
	+165	297.57
	+170	297.66
	+175	297.75
	7+80 EVC	297.84

MEADE AVENUE		
VERTICAL CURVE TABULATION		
L	STATION	ELEV
100' V.C.	0+20 BVC	139.38
	0+25	139.47
	0+30	139.58
	0+35	140.03
	0+40	140.50
	0+45	141.11
	0+50	141.84
	0+55	142.71
	0+60	143.70
	0+65	144.83
	0+70	146.08
	0+75	147.47
	0+80	148.98
	0+85	150.63
	0+90	152.40
50' V.C.	0+95	154.31
	1+00	156.34
	1+05	158.51
	1+10	160.80
	1+15	163.23
1+20 EVC	165.78	
2+52.5 BVC	2+52.5	235.21
	2+57.5	237.88
	2+62.5	240.63
	2+67.5	243.48
	2+72.5	246.42
50' V.C.	2+77.5	249.45
	2+82.5	252.57
	2+87.5	255.78
	2+92.5	259.08
	2+97.5	262.48
3+02.5	265.97	

NOTE DEPTH OF ALL GAS AND WATER FACILITIES SHOWN ARE FROM AVAILABLE RECORDS AND MUST BE VERIFIED IN THE FIELD BY THE CONTRACTOR

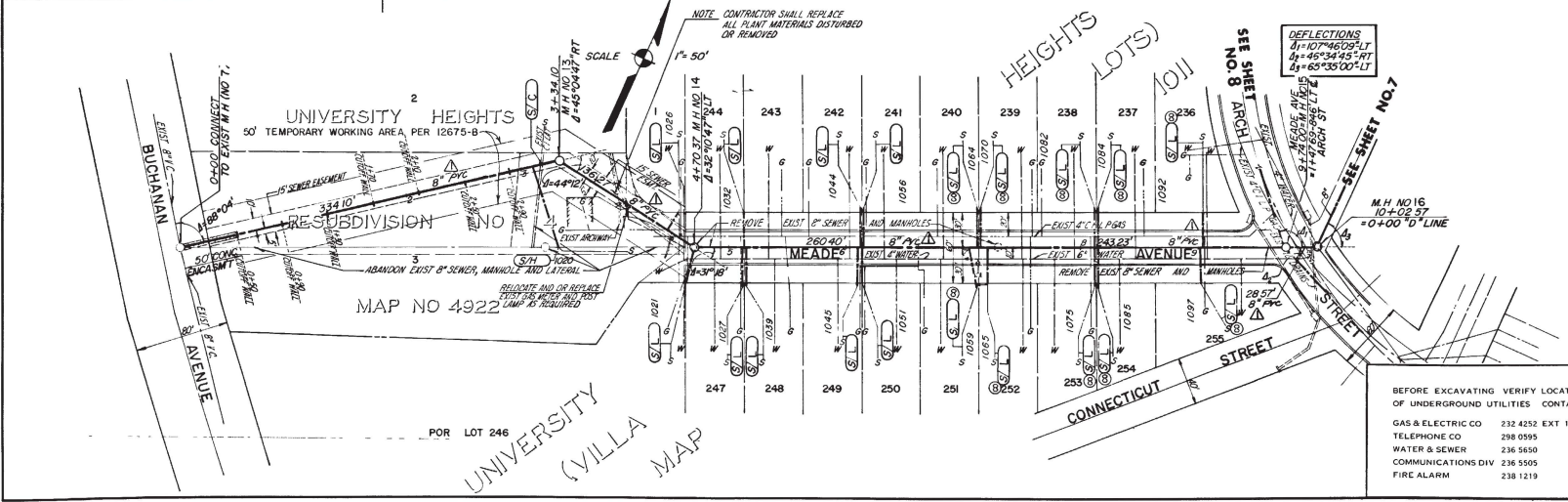
- REFERENCES:**
GAS BK 22, SHEETS 451, 452
SEWER MAP 214-1722
WATER MAP 214-1722
DRAINAGE MAP 214-1722, 216-1722
MAP 1101, 4922
- IMPROVEMENTS**
PAVEMENT 1909-L
SEWER 239-D, 297-D, 1909-L, 1962-L, 10218-2-D, 10218-5-D
WATER 14368-AL
- RETIREMENT**
432.5' 8" P.C.C. SEWER PIPE (1927) PER 298-D
532.4' 8" P.C.C. SEWER (1926) PER 1959-L

Design by WWP SCALE AS SHOWN ENGINEER OF WORK
Drawn by M.M.C. DATE 8-9-71
Checked by H.L.W. WILLIAM B. RICK, P.E. 9416

SEWER MAIN REPLACEMENT
GROUP 14- NORTH HILLCREST AREA
8" P.C.C. SEWER - MEADE AVE
STA 0+00 TO STA 10+02.57
CITY OF SAN DIEGO, CALIFORNIA E.W.D. 47202
UTILITIES DEPARTMENT U.W.D. 56301
SHEET 6 OF 14 SHEETS

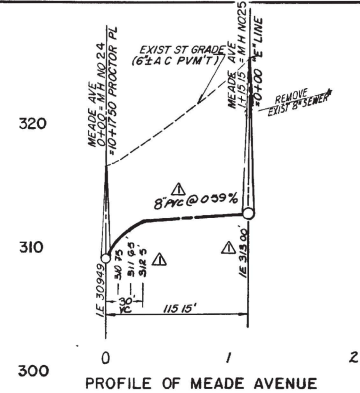
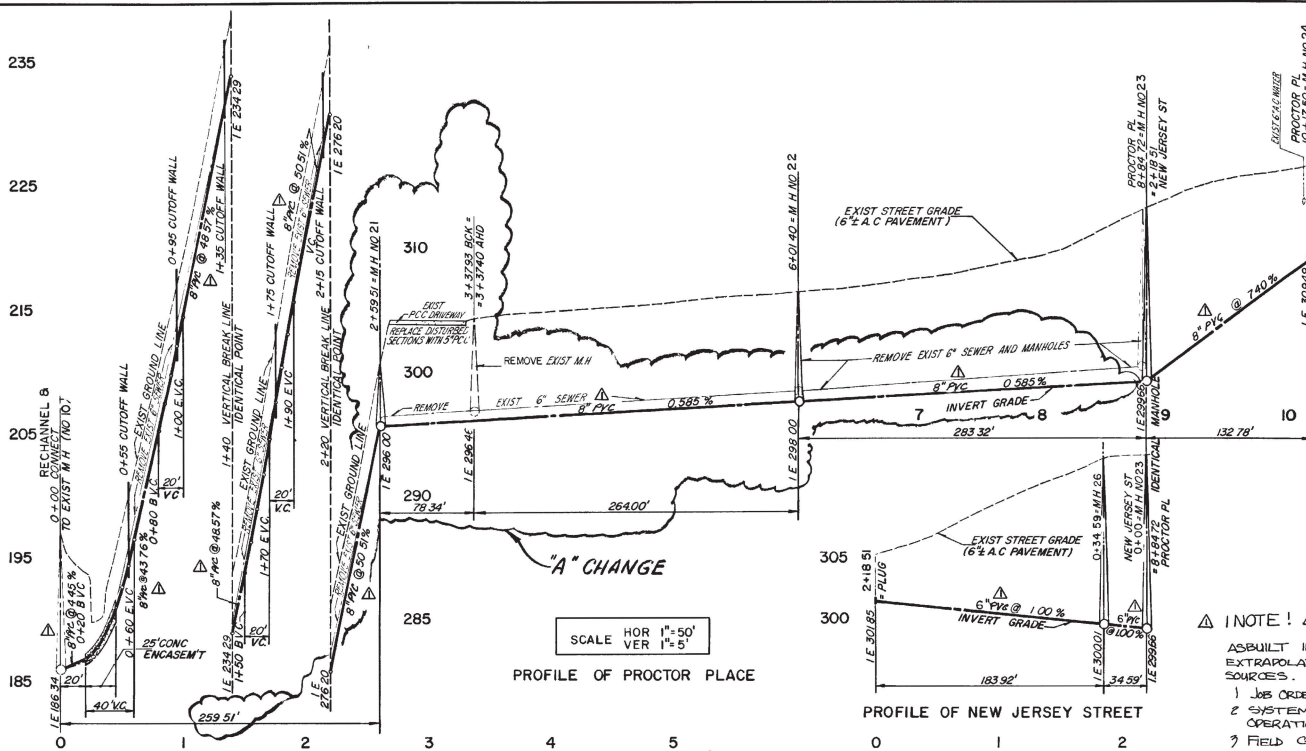
UTILITIES DIRECTOR DATE 1-7-72
DESCRIPTION BY APPROVED FILMED
CONTROL CERTIFICATION
CONSTRUCTION RECORD
CONTRACTOR D.P. TITOVICH DATE STARTED 8-176
INSPECTOR A. SIZEMORE DATE COMPLETED 3-776
CONNECTIONS BY
14819-6-D

B CHANGE: REVISE SEWER MAIN AND M.H. NUMBERS EQUIVALENT M.H. IS SHOWN IN THE SCALE PLATS UNDER E-SHEET NUMBERS



PROCTOR PLACE		
VERTICAL CURVE TABULATION		
L	STATION	ELEV
30' VC	0+25 BVC	187.45
	0+30	187.84
	0+35	188.96
	0+40	189.60
	0+45	190.98
	0+55 EVC	194.72
20' VC	0+90 BVC	210.10
	0+95	212.36
	1+00	214.72
	1+10 EVC	219.78
20' VC	1+80 BVC	266.72
	1+85	269.31
	1+90	261.80
	1+95	264.20
2+00 PRCV	266.50	
20' VC	2+00 PRCV	266.50
	2+05	268.79
	2+10	271.15
	2+20 EVC	276.09

BENCH MARK
NORTH WEST BRASS PLUG AT
NEW JERSEY ST AND MEADE
AVENUE
ELEV 314.24 (M.S.L. DATUM)



30' VERT CURVE	
STA	ELEV
0+00 BVC	309.49
0+10	310.75
0+20	311.65
0+30 EVC	312.15

△ ! NOTE ! △

AS-BUILT INFORMATION HAS BEEN
EXTRAPOLATED FROM THE FOLLOWING
SOURCES:
1) JOB ORDER FOLDER
2) SYSTEMS DIVISION
OPERATIONAL CHECK
3) FIELD CHECK

**NOTE DEPTH OF ALL GAS AND WATER
FACILITIES SHOWN ARE FROM AVAILABLE
RECORDS AND MUST BE VERIFIED IN
THE FIELD BY THE CONTRACTOR**

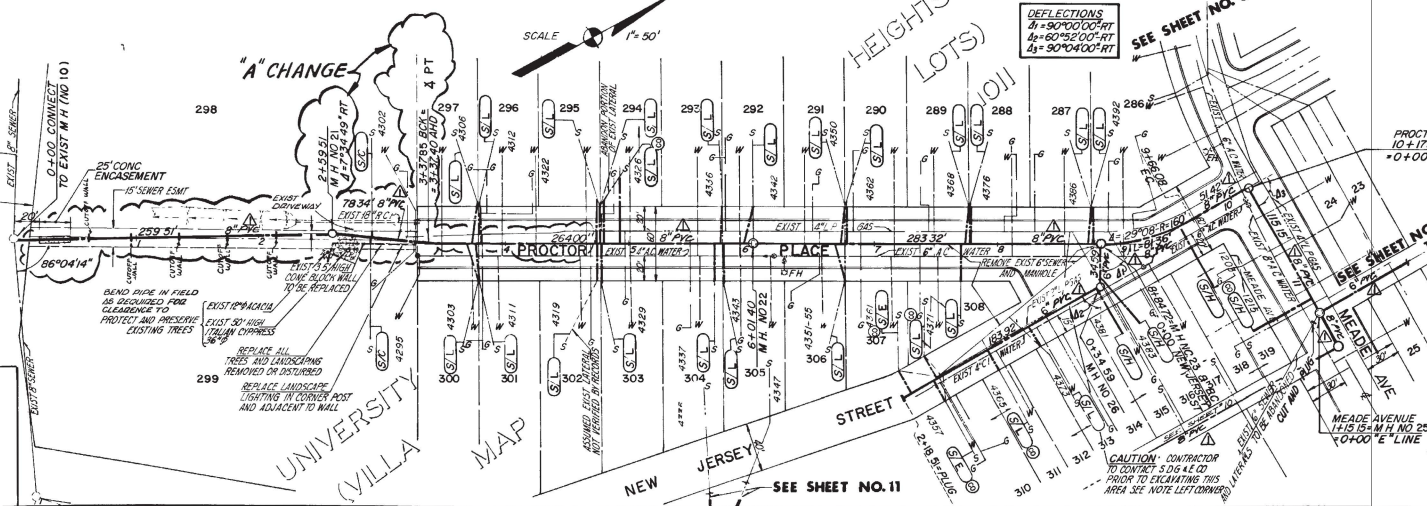
REFERENCES:
GAS BK 22, SHEETS 446, 447, 476
SEWER MAP 214-1722, 216-1722
WATER MAP 214-1722, 216-1722
DRAINAGE MAP 214-1722, 216-1722

IMPROVEMENTS
SEWER 87-D, 298-D, 1959-D, 10218-D
WATER 11799-9-D

PROCTOR PLACE
10+1750-M.H. NO. 24
+0+00 MEADE AVE

RETIREMENT:
50' 6" P.C.C. SEWER PIPE (1927) PER 298-D
54' 6" P.C.C. SEWER PIPE (1925) PER 1959-D

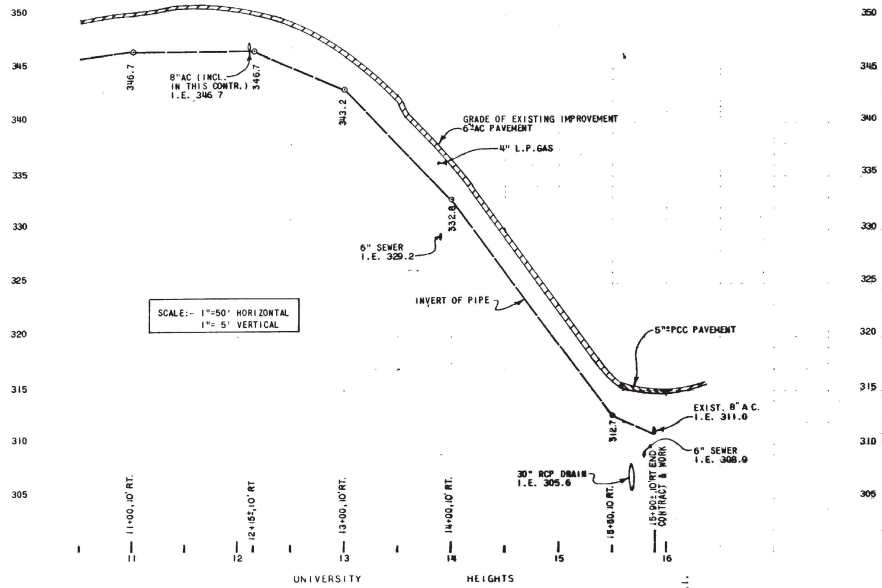
BEFORE EXCAVATING VERIFY LOCATION
OF UNDERGROUND UTILITIES CONTACT
GAS & ELECTRIC CO 232 4252 EXT 1658
TELEPHONE CO 298 0595
WATER & SEWER 236 9650
COMMUNICATIONS DIV 236 5509
FIRE ALARM 238 1219



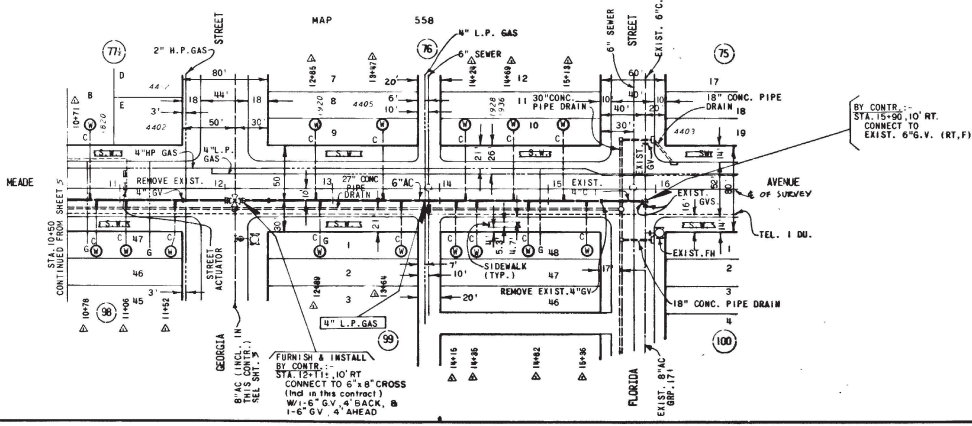
DEFLECTIONS
Δ1 = 90°00'00" RT
Δ2 = 90°00'00" RT
Δ3 = 90°04'00" RT

Design by WWP	SCALE AS SHOWN	ENGINEER OF WORK
Drawn by M.M.C.	DATE 8-9-71	WILLIAM B. RICK, P.E. 3416
Checked by H.L.W.		
SEWER MAIN REPLACEMENT		
GROUP 14 - NORTH HILLCREST AREA		
8" PVC SEWER-PROCTOR PL STA 0+00 TO STA 10+1750 8" PVC NEW JERSEY ST STA 0+00 TO STA 2+1851 MEADE AVE STA 0+00 TO STA 1+1515		
CITY OF SAN DIEGO, CALIFORNIA		U.W. 47202
UTILITIES DEPARTMENT		U.W. 96301
SHEET 9 OF 14 SHEETS		
UTILITIES DIRECTOR	DATE	ENGINEERING SUPERINTENDENT
DESCRIPTION	BY	APPROVED
2" CG-ROUSE SINKER	M.C.	8/2/72
1" CHANGE	M.C.	8/2/72
CONSTRUCTION RECORD		
CONTRACTOR	M.P. MILLERSON	DATE STARTED 3/76
INSPECTOR	B. STRAIN	DATE COMPLETED 3/77
		CONTROL CERTIFICATION
		214-1721
		LAMBERT COORDINATES
		14819-9-D

1" CHANGE - REVISE SEWER ALIGNMENT
AND GRADES M.C. 8-21-72
2" CHANGE - REVISE M.H. NUMBERS AND ELIMINATE M.H. 26-A
REVISE UNDERLINE CALL OUT, AND CHANGE SHEET NUMBER



SCALE: 1"=50' HORIZONTAL
1"= 5' VERTICAL



AS BUILT DATA

CONSTRUCTED BY: RECO ENGR.
W.O. (CONSTR.), W.O. (ENGR.)
PIPE: JOHNS-MANVILLE "RING-TITE" (KIND)
GATE VALVES: RICH (KIND)
SOIL: CLAY & ROCK (KIND)
STAKED: 3-15-71 (DATE)
TESTED: 4-21-71 CAMPUS AVE. TO PARK BLVD. (DATE)
5-7-71 GEORGIA ST. TO FLORIDA ST.
BACKFILL: IMPORT SAND (KIND)
NOTE: INCLUDE "CONSTRUCTION RECORD"
CONNECTIONS BY: CITY FORCE
W.O.
PIPE:
GATE VALVES:

BENCH MARKS: (MEAN SEA LEVEL DATUM)

B.M. - N.E. B.P. - MEADE AVE. & CAMPUS AVE. ELEV. 354.12
B.M. - N.W. B.P. - NORTH AVE. & MEADE AVE. ELEV. 351.11
B.M. - S.W. B.P. - PARK BLVD. & MEADE AVE. ELEV. 347.273
T.B.M. - N.E. B.P. - FLORIDA ST. & MEADE AVE. ELEV. 316.12

REFERENCES:

WATER GATE BOOK: G-19 & H-19
SEWER: 216-1722
GAS BOOK 11: SHTS. 465, 466, 467, 468
22: SHTS. 443, 479, 480
TELEPHONE: 384, 384-2, 384-1
CITY ELECTRIC: 319

IMPROVEMENTS:

120-L, 1996-IL, 1966-IL, 2014-L, 2025-L, 2533-L, 2538-L, 3708-L, 3709-L, 3775-L, 10868-L, 13375-AL, 13375-L, 989-D, 624-D, 11560-3D, 11560-4D, 11560-6D

FIELD NOTES: HATCH, 2-26-70 216-1722

RETIREMENT:

781' - 6" C.I. PIPE 1908 9 - 3" WATER SERVICES
759' - 4" C.I. PIPE 1930 1 - 1" WATER SERVICE
1-6" F.W. & F.H. SERV. 1908
1-6" F.W. & F.H. SERV. 1930

CITY CONTRACT

GROUP 182	
MEADE AVENUE 6" & 8" A.C. MAIN CAMPUS AVENUE TO FLORIDA STREET	
CITY OF SAN DIEGO, CALIFORNIA UTILITIES DEPARTMENT OFFICE OF SERVICES	E.N.O. 46502 E.N.O. 24091
DESIGNED BY: RECO ENGR. DATE: 12/6/70	ENGINEERING SUPERVISOR: [Signature]
DESCRIPTION: SEWER	SEWER ENGINEER: [Signature]
AS BUILT PER INSP. & FIELD C.F. NOTES	CONTROL CERTIFICATION: 216-1722
CONSTRUCTION RECORD	LATEST CONNECTIONS: 14190-6-D
CONTRACTOR: RECO ENGR. DATE STARTED: 4-12-71	
SUPERVISOR: M. WARETTE	DATE COMPLETED: 8-11-71
CONNECTIONS BY:	

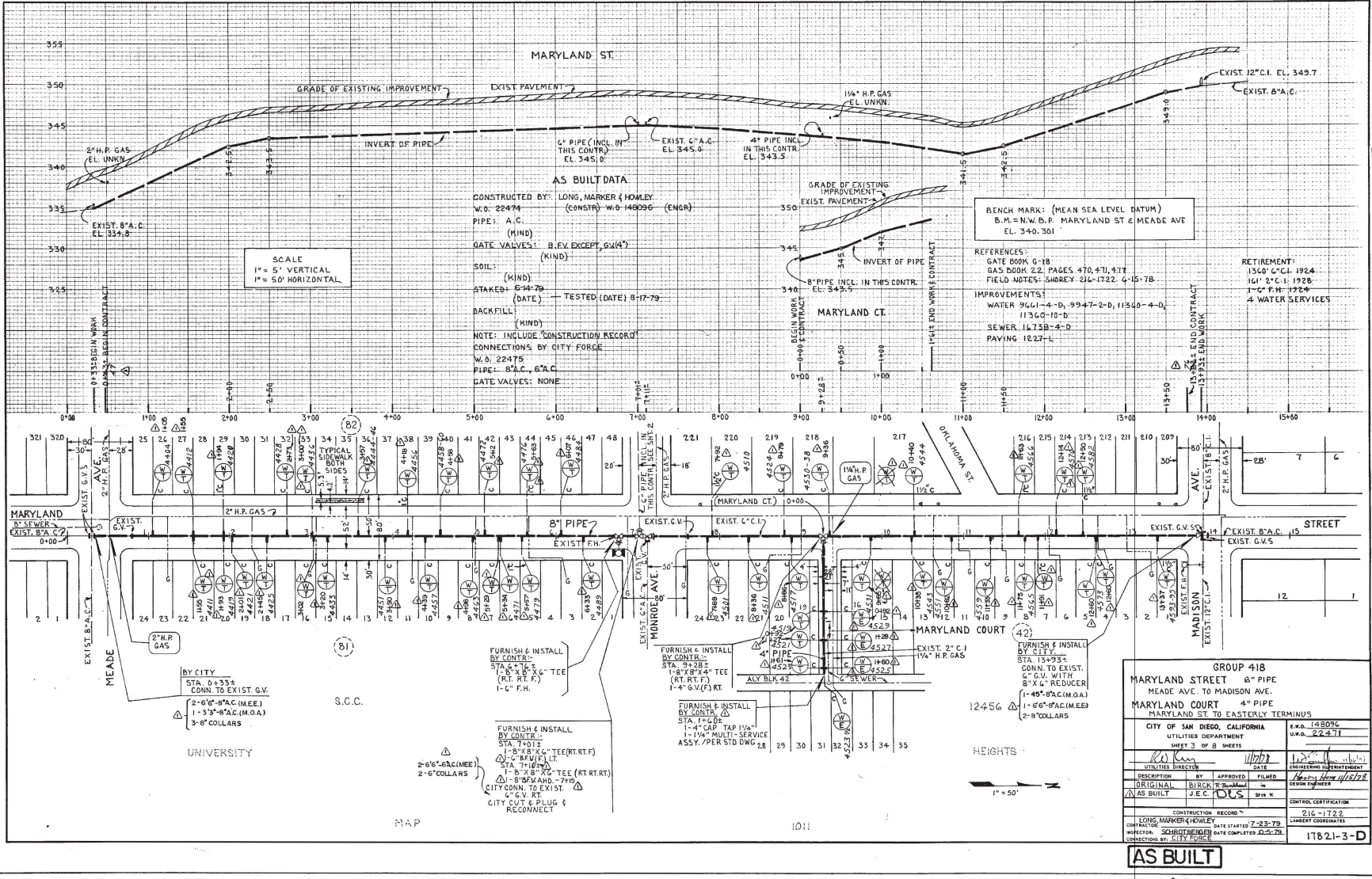


SCALE: 1"=50'

MEADE AVENUE - CAMPUS AVE. TO FLORIDA ST.

AS BUILT

MARYLAND ST. & MARYLAND CT.



AS BUILT DATA

CONSTRUCTED BY: LONG, MARKER & HOWLEY
 W.O. 22474
 (CONSTR. W.O. 148096 (ENGR))

PIPE: A.C.
 (KIND)

GATE VALVES: 8" EXCEPT 6" (4")
 (KIND)

SOIL: (KIND)

STAKED: 6-14-79
 (DATE)

TESTED (DATE) 8-17-79

BACKFILL: (KIND)

NOTE: INCLUDE CONSTRUCTION RECORD CONNECTIONS BY CITY FORCE
 W.O. 22475
 PIPE: 8" A.C. 6" A.C.
 GATE VALVES: NONE

BENCH MARK: (MEAN SEA LEVEL DATUM)
 B.M. = N.W. B.P. MARYLAND ST & MEADE AVE
 EL. 340.301

REFERENCES:
 GATE BOOK G-18
 GAS BOOK G-22, PAGES 470, 471, 477
 FIELD NOTES: SURVEY 216-1722, 4-15-78

IMPROVEMENTS:
 WATER 96G1-4-D, 9947-2-D, 11360-4-D,
 11360-10-D
 SEWER 1475B-4-D
 PAVING 1827-L

RETIREMENT:
 1360' C.C.I. 1924
 141' 2" C.I. 1928
 1" C.F.H. 1924
 4" WATER SERVICES

SCALE
 1" = 5' VERTICAL
 1" = 50' HORIZONTAL

GROUP 418

MARYLAND STREET 8" PIPE
 MEADE AVE TO MADISON AVE.

MARYLAND COURT 4" PIPE
 MARYLAND ST. TO EASTERLY TERMINUS

CITY OF SAN DIEGO, CALIFORNIA
 UTILITIES DEPARTMENT

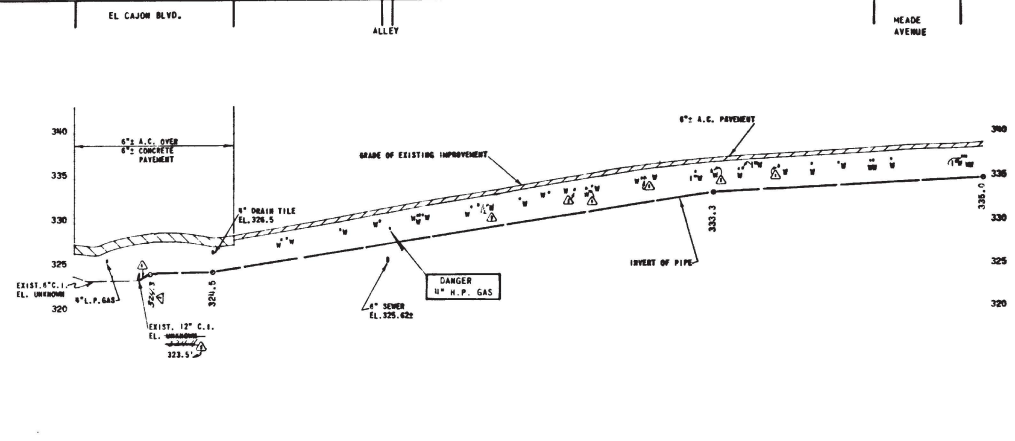
SHEET 3 OF 8 SHEETS

UTILITIES DIRECTOR	DATE	INCHES TO REPRESENT
DESCRIPTION	BY	APPROVED
ORIGINAL	BIRCH	FILED
AS BUILT	J.E.C.	DATE

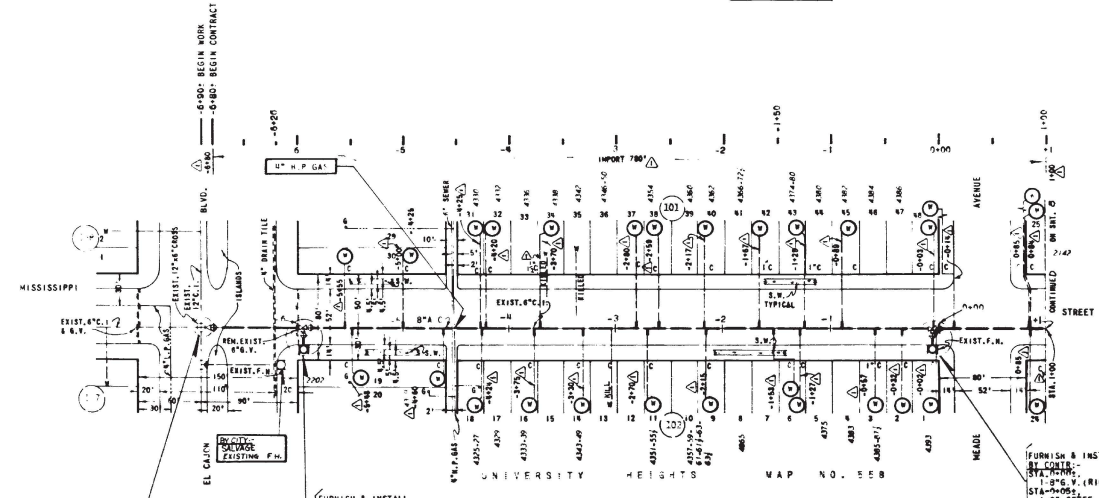
CONTRACT RECORD: 216-1722
 CONTRACT CERTIFICATION: 17821-3-D

LONG, MARKER & HOWLEY
 CONTRACTOR
 DATE PLOTTED: 7-23-79
 INFLECTOR: SCHROEDER
 DATE COMPLETED: 05-29-79
 CONNECTIONS BY: CITY FORCE

AS BUILT



SCALE:-
1" = 50' HORIZONTAL
1" = 6' VERTICAL



NOTE:- FOR BECH MARKS, REFERENCES, REFERENCE, AND AS BUILT DATA SEE SHT. 07

FURNISH & INSTALL. BY CONTRACTOR. STA. 400+00 TO 400+50. 1-8\"/>

NOTE: THE SEWER & GAS ARE IN ALLEYS

FURNISH & INSTALL. BY CONTRACTOR. STA. 400+00 TO 400+50. 1-8\"/>



SCALE: 1" = 50'

GROUP 145	
MISSISSIPPI STREET B'A.C. MAIN	
El Cajon Boulevard to Madison Avenue	
CITY OF SAN DIEGO, CALIFORNIA	NO. 48301
ENGINEERING DEPARTMENT	NO.
SHEET 7 OF 13 SHEETS	
DATE: 11/15/55	DATE: 11/15/55
DESIGNED BY: CLARE BALDWIN	CHECKED BY: CLARE BALDWIN
DRAWN BY: CLARE BALDWIN	SCALE: 1" = 50'
DATE: 11/15/55	DATE: 11/15/55
PROJECT NO. 12070-7	PROJECT NO. 12070-7

AS BUILT AS BUILT

MISSISSIPPI STREET

EROSION CONTROL:

THE CONTRACTOR SHALL DEVELOP AND IMPLEMENT PREVENTATIVE MEASURES AS NECESSARY TO CONTROL EROSION RESULTING FROM CONSTRUCTION ACTIVITY IN AND AROUND ALL UNPAVED PORTIONS OF THE NEW SEWER ALIGNMENT. SUCH EROSION CONTROL MEASURES INCLUDE, BUT ARE NOT NECESSARILY LIMITED TO, THE INSTALLATION AND MAINTENANCE OF HYDROSEED, JUTE NETTING, SILT FENCING, AND SANDBAGS.

ALL UNPAVED AREAS IN AND AROUND THE SEWER ALIGNMENT WHICH ARE DISTURBED BY CONSTRUCTION ACTIVITY SHALL BE RESTORED BY THE CONTRACTOR VIA HYDROSEEDING IN CONFORMANCE WITH SECTIONS 7.2-2.05, 7.2-2.07, 7.2-4.06, AND 7.3 OF THE CITY OF SAN DIEGO'S LANDSCAPE TECHNICAL MANUAL, AND SECTION 308-4.9.3 (METHOD B WITH MODIFIED MOISTURE DEPTHS) OF THE STANDARD SPECIFICATIONS FOR PUBLIC WORKS CONSTRUCTION.

THE LIMITS OF THE AREA TO BE RESTORED, AND THE ASSOCIATED METHOD FOR DELINEATING THOSE LIMITS, SHALL BE APPROVED IN ADVANCE BY THE RESIDENT ENGINEER. THE CONTRACTOR SHALL ENSURE THAT THE APPROVED METHOD OF DELINEATION IS CLEARLY DISCERNABLE THROUGHOUT THE 25-MONTH MONITORING PERIOD REQUIRED UNDER SECTION 7.3 OF THE CITY OF SAN DIEGO'S LANDSCAPE TECHNICAL MANUAL, AND THAT ANY AND ALL MATERIAL USED TO ESTABLISH THE LIMITS OF RESTORATION ARE FULLY REMOVED FOLLOWING FINAL APPROVAL.

THE SEED MIX SHALL BE A GRASSLAND NON-IRRIGATED FORMULA, SUCH AS THAT LISTED BELOW, OR APPROVED EQUAL.

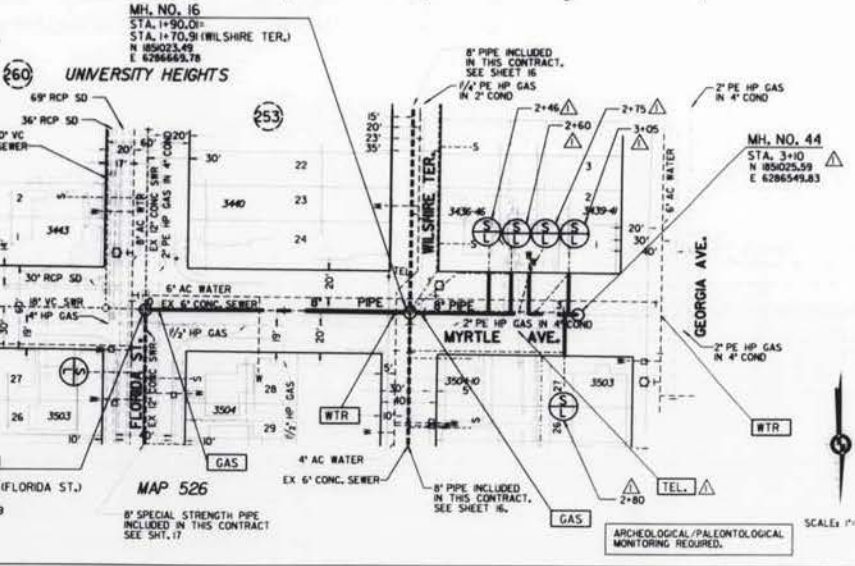
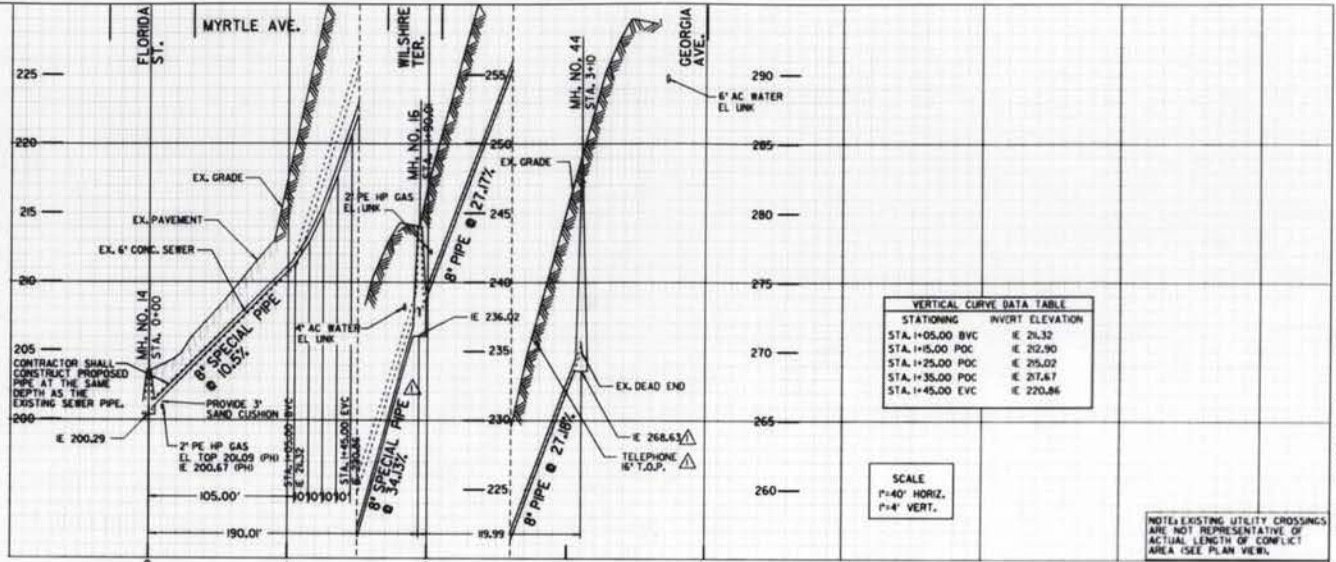
SCIENTIFIC NAME	COMMON NAME	MIN. % PURITY	MIN. % GERMINATION	LBS./ACRE
ARTEMISIA CALIFORNICA	CALIFORNIA SAGEBRUSH	15%	50%	2.0
BROMUS MOLIS	BLANDO BROOM	15%	15%	3.0
ERODIUM FASCICULATUM	FLAT-TOPPED BUCKWHEAT	15%	15%	4.0
SALVIA MELLIFERA	BLACK SAGE	15%	15%	2.0
VULPIA MYUROS	ZORRO FESCUE	15%	15%	2.0
TOTAL LBS./ACRE = 13.0				

HYDROSEED SLURRY MIX COMPONENTS:

- SEED MIX @ LBS./ACRE INDICATED ABOVE.
- NATURAL WOOD CELLULOSE FIBER MULCH (SILVA-FIBER OR APPROVED EQUAL) @ 2000 LBS./ACRE.
- ORGANIC SOIL STABILIZER / BINDER (ECOCOLY CONTROL M-BINDER OR APPROVED EQUAL) @ 60 LBS./ACRE.
- FERTILIZER (38-0-0) @ 50 LBS./ACRE.
- FERTILIZER (38-0-0) TRIPLE SUPER PHOSPHATE, 87/82% SOIL SULFUR, @ 200 LBS./ACRE.
- WATER AS REQUIRED.

ALL HYDROSEEDING SHALL BE COMPLETED BETWEEN OCTOBER 15 AND DECEMBER 31, UNLESS OTHERWISE APPROVED BY THE PROJECT ENGINEER.

CERTIFICATION OF SEED PURITY AND GERMINATION PERCENTAGES FROM THE SUPPLIER, AND CERTIFICATION OF SLURRY MIX COMPONENTS FROM THE APPLICATOR, SHALL BE PROVIDED TO ASSURE COMPLIANCE WITH PLAN SPECIFICATIONS.



REFERENCE:

BENCH MARK: SERP FLORIDA ST. & UNIVERSITY AVE.
ELEV. = 289.065 MSL

FIELD NOTES: FARNWORTH, 200-1725, 4-27-95, NO. 17340, 17 SHEETS.

WATER: 3877-L-6492-W-38-6-D

SEWER: 046-03370-L

STORM DRAIN: 2548-L

DATA: 1/27/15, 275, 280, 326, 328

ELECTRICAL: 20-1725

CABLE TV: 20-725 (COX CABLE)

IMPROVEMENTS: FIELD BOOK # 89

100' SCALES: H-180

THOMAS BROS. & CO., C-6

RETIREMENTS:

194' - 6" CONC. - 1929

SEWER GROUP 636

MYRTLE AVENUE
FLORIDA STREET TO GEORGIA STREET

CITY OF SAN DIEGO, CALIFORNIA

ENGINEERING AND CONSTRUCTION DEPARTMENT

DATE: 04-08-99

BY: [Signature]

APPROVED: [Signature]

DATE: 04-18-99

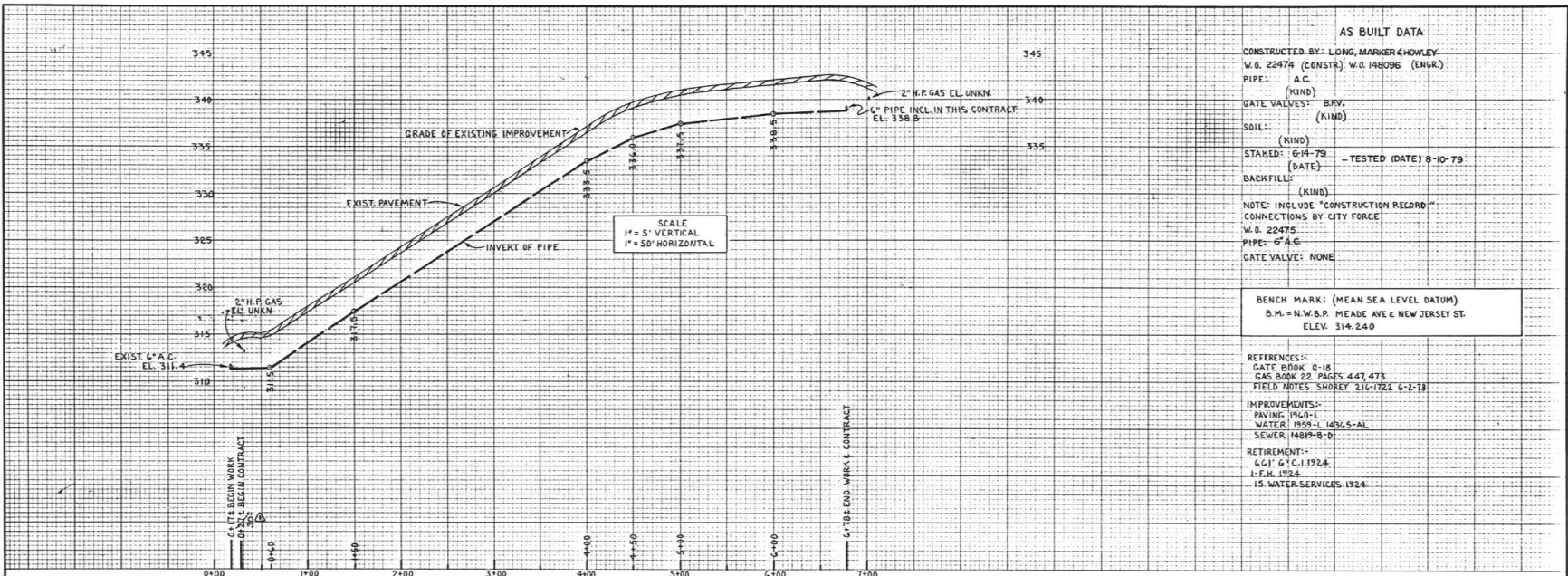
PROJECT NO.: 17340

CONTRACT NO.: 6786-407, 850444

CONTRACT NO.: 27954-11-D

FILED FROM THE ORIGINAL. BEST QUALITY OBTAINABLE. EXCESSIVE GRAY REPRODUCTION MAY CAUSE A POOR QUALITY REPRODUCTION.

NEW JERSEY STREET



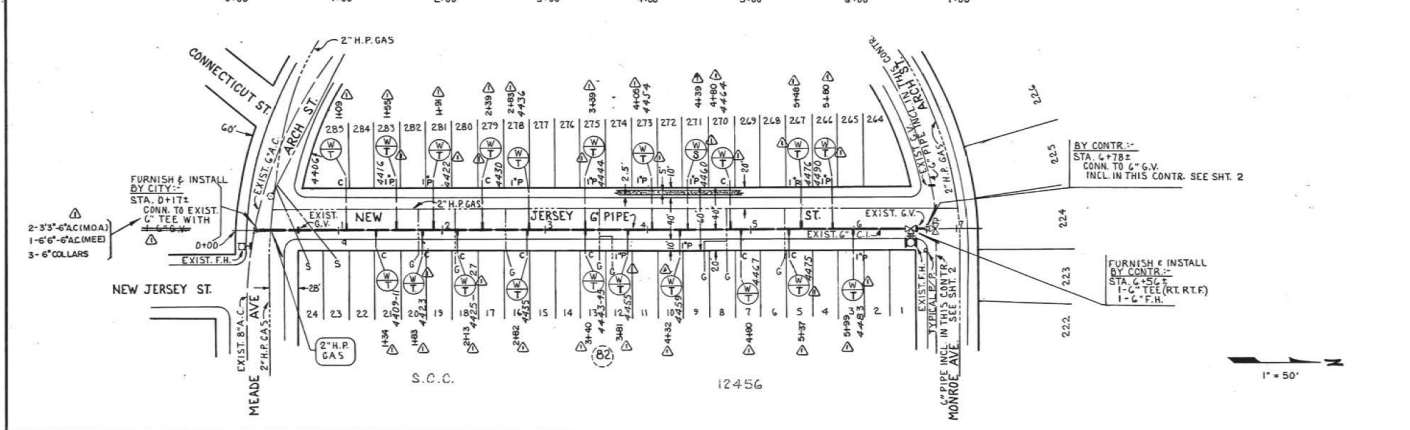
AS BUILT DATA
 CONSTRUCTED BY: LONG, MARKER & HOWLEY
 W.O. 22474 (CONSTR.) W.O. 148096 (ENGR.)
 PIPE: A.C.
 (KIND)
 GATE VALVES: B.V.V.
 (KIND)
 SOIL: (KIND)
 STAKED: 6-14-79 - TESTED (DATE) 8-10-79
 (DATE)
 BACKFILL: (KIND)
 NOTE: INCLUDE "CONSTRUCTION RECORD"
 CONNECTIONS BY CITY FORCE
 W.O. 22475
 PIPE: 6" 4-G
 GATE VALVE: NONE

BENCH MARK: (MEAN SEA LEVEL DATUM)
 B.M. = N.W.B.P. MEADE AVE & NEW JERSEY ST.
 ELEV. 314.240

REFERENCES:-
 GATE BOOK 0-18
 GAS BOOK 22 PAGES 447, 473
 FIELD NOTES SHOREY 216-1722 6-2-78

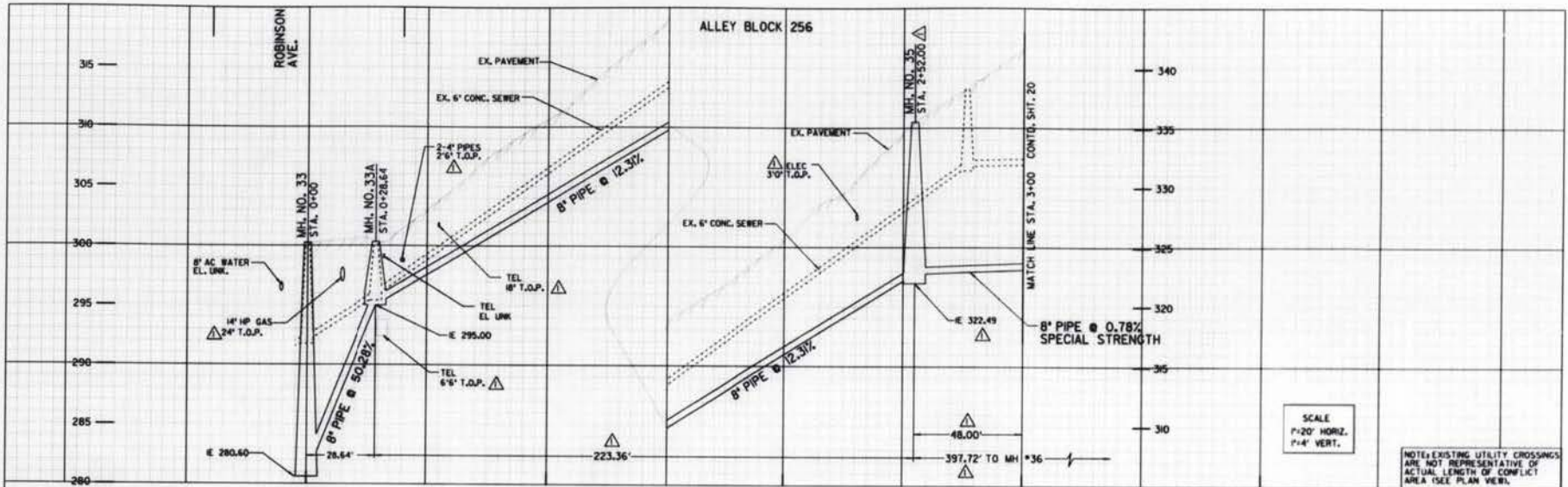
IMPROVEMENTS:-
 PAVING 1960-L
 WATER 1959-L 14565-AL
 SEWER 14819-B-D

RETIREMENT:-
 G.G. 6" C. 1.1924
 I.E.H. 1924
 IS WATER SERVICES 1924

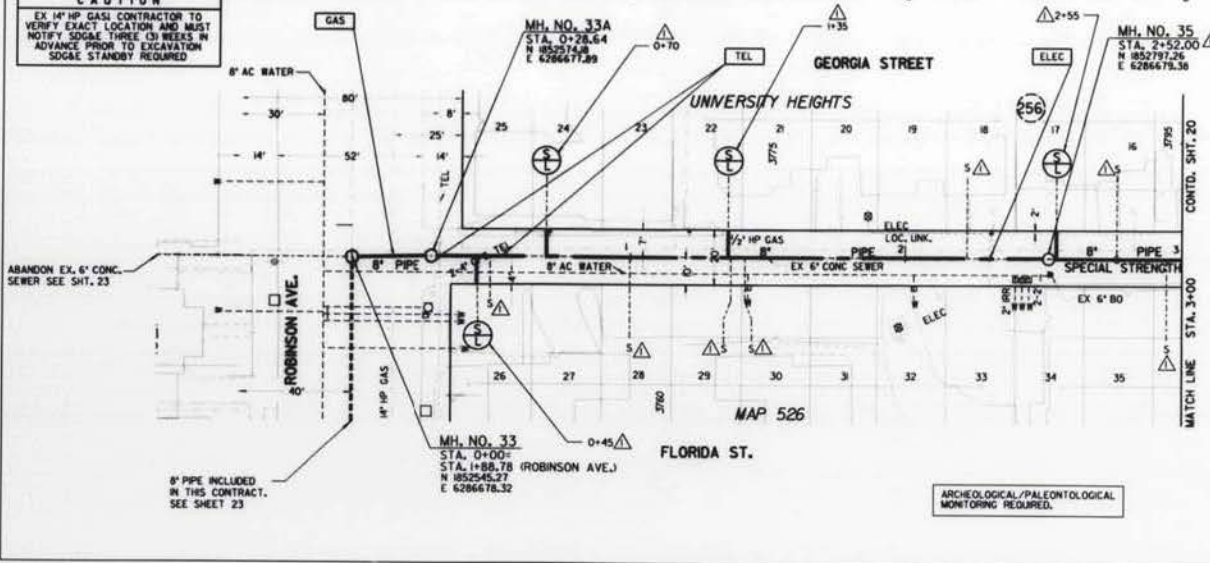


CITY OF SAN DIEGO, CALIFORNIA		E.O. 148096
UTILITIES DEPARTMENT		E.O. 22474
NEW JERSEY STREET GROUP 418 6" PIPE MEADE AVE. TO ARCH STREET		
SHEET 4 OF 8 SHEETS		
UTILITIES DIRECTOR	DATE	ENGINEERING SUPERINTENDENT
DESCRIPTION	BY	APPROVED
ORIGINAL	DUPLICATE	FILED
AS BUILT	J.E.C. P.D.S.	
CONSTRUCTION RECORD		CONTROL CERTIFICATION
LONG, MARKER & HOWLEY		216-1722
CONTRACTING		LATEST CONNECTIONS
INSPECTOR: SCHROEDER		DATE COMPLETED: 8-10-79
CONNECTIONS BY: CITY FORCE		17821-4-D

AS BUILT



CAUTION
 EX 14" HP GAS CONTRACTOR TO VERIFY EXACT LOCATION AND MUST NOTIFY SDG&E THREE (3) WEEKS IN ADVANCE PRIOR TO EXCAVATION. SDG&E STANDBY REQUIRED.



REFERENCE:
 BENCH MARK: SEBP FLORIDA ST & UNIVERSITY AVE.
 ELEV. = 289.069 MSL
 FIELD NOTES: FARNSWORTH, 20-1725, 6-27-95, WD NO. 17340, 17 SHEETS.
 WATER: 276-L
 SEWER: 20674-P-D
 STORM DRAIN
 GAS: 1/32, 332, 328
 ELECTRIC: 22-1725A
 CABLE TV: 20-1725 (COX - CABLE)
 IMPROVEMENTS:
 FIELD BOOK: H9
 00' SCALES: H-18A
 THOMAS BROS.: 1269, C-5

RETIREMENTS:
 300' - 6" CONC. - 1929

SEWER GROUP 636			
ALLEY BLOCK 256			
ROBINSON AVENUE TO 300 NORTH OF ROBINSON AVENUE			
CITY OF SAN DIEGO, CALIFORNIA		SEWER	
ENGINEERING AND CAPITAL PROJECTS DEPARTMENT		SHEET NO. 17340	
DESIGNED BY	DATE	APPROVED BY	DATE
ORIGINAL	JUN 98	AS-BUILT	JUL 98
REVISION	NO.	DATE	DESCRIPTION
1	AS-BUILT	04-08-98	AS-BUILT
CONTRACT NO. 6286407		SHEET NO. 17340	
CONTRACTOR: M.A. BERBERG/STAFF		DATE COMPLETED: 10-98	

AS-BUILT

ALLEY BLOCK 256