



THE CITY OF SAN DIEGO



**Guide to Using**

# **RECYCLED LANDSCAPE PRODUCTS**

Environmental Services Department  
**Miramar Greenery**

# THE GREENERY

Located adjacent to the City of San Diego's Miramar Landfill, the Miramar Greenery produces high quality compost, mulch and wood chips at competitive prices. These products are beneficial in helping to improve soil, conserve water and enhance landscapes. Additionally, recycling yard trimmings and food scraps into valuable landscape products helps divert organic waste from entering the landfill.

For more product information, pricing or other assistance, please call the Environmental Services Department at 858-694-7000 or visit our website at:

[www.recyclingworks.com](http://www.recyclingworks.com)

# FROM WASTE TO RECYCLED LANDSCAPE PRODUCTS

Food scraps



Placed in windrows




Heats to 135-165°F



Turned and aerated



Processed 70 days and screened



Compost

Yard trimmings



Ground



Processed 15 days



Mulch



Landscaped yard

Lumber scraps



Screened wood chips




Natural Log Chips or




Plain Wood Chips



Colorized



Red Wood Chips or



Brown Wood Chips



# WHAT IS COMPOST?



Compost is a nutrient rich soil amendment that is produced from the microbial decomposition of organic material. At the Miramar Greenery both yard trimmings and food scraps are composted through a 70-day process. Organic material is ground into small pieces and placed in windrows where they are continuously watered and aerated. Microorganisms help heat up these windrows to 165°F ensuring that weed seeds and plant pathogens are killed while they break down the organic material into plant available nutrients. Finished compost is then screened to one-half inch particle size. The result is one of the finest composts in San Diego that can be used in a variety of landscaping and planting applications. It is available to the public for purchase and up to two cubic yards are free to City residents who self load it.



**US Composting  
Council**

***Seal of Testing  
Assurance***

The US Composting Council's Seal of Testing Assurance Program (STA) is a compost testing, labeling and information disclosure program designed to give you the information you need to get the maximum benefit from the use of compost. The Miramar Greenery regularly tests compost for characteristics and quality. Please ask for a copy of the most recent Compost Technical Data Sheet (CTDS) for test results.

## How to Use Compost:

Compost can be used as an amendment to improve soil texture and increase both nutrient and water holding capacity. In San Diego, where soil quality is poor, mixing compost in with the soil is one of the best things for yards and gardens. Here's how:

- Amend garden soil by incorporating one to two inches of compost four to six inches deep into the soil. **Irrigate the area twice thoroughly before planting.**
- Top-dress planters with compost to help reduce water loss and protect root systems. Spread three inches of compost around the base of plants and shrubs, keeping it from touching plant stems or trunks.
- Use compost as a potting mix for growing containerized plants and seedlings. Mix two parts compost, one part coarse sand, one part vermiculite and one part peat moss.



## COMPOST USAGE RATES

Area Size (square feet)	1 inch depth (cubic yards)	2 inch depth (cubic yards)
325	1	2
650	2	4
1,250	4	8
2,500	7.5	15
5,000	15	30

# WHAT IS MULCH?



Mulch is a protective ground cover that has many useful applications. At the Miramar Greenery, mulch is made from yard trimmings that are dropped off by landscapers, homeowners and City collections.

## WHAT ARE WOOD CHIPS?



Wood chips can also be used as protective ground cover, decoration or for other purposes. At the Miramar Greenery, natural log, plain, red and brown wood chips are available. Natural log chips and fines are made from ground tree branches and logs. Plain wood chips are made from ground untreated lumber and pallets. Red, brown and black wood chips are colored, using a non-toxic, iron-oxide dye. Other custom colors are available for bulk orders.

# PRACTICAL APPLICATIONS OF MULCH AND WOOD CHIP PRODUCTS



MULCH AND WOOD CHIPS

How much will you need?  $\frac{\text{Length} \times \text{Width} \times .33}{27} = \text{Cubic yards needed.}$

27

Benefits:	Applications:	Instructions:
<b>Weed Suppression:</b> <ul style="list-style-type: none"> <li>Hinders weed seed germination by blocking sunlight from soil surface.</li> </ul>	<ul style="list-style-type: none"> <li>Bare soil</li> <li>Landscape top dressing</li> </ul>	Spread product evenly over bare soil to a depth of 4-6 inches. Replenish annually.
<b>Dust Control:</b> <ul style="list-style-type: none"> <li>Reduces incidences of vehicle or wind induced dust clouds.</li> </ul>	<ul style="list-style-type: none"> <li>Surfaces of dirt roads, trails, or unvegetated open areas.</li> </ul>	Spread a layer of product 2-3 inches deep over surfaces.
<b>Erosion Prevention:</b> <ul style="list-style-type: none"> <li>Lessens impact of heavy rainfall on steep slopes.</li> <li>Increases water holding capacity of soil.</li> </ul>	<ul style="list-style-type: none"> <li>Steep slopes</li> <li>Bare soil</li> <li>Landscape top dressing</li> </ul>	Spread product to a depth of 5-8 inches. For slopes, place product at the very top so a concentrated flow of runoff does not wash it away.
<b>Water Conservation:</b> <ul style="list-style-type: none"> <li>Reduces water evaporation and need for frequent irrigation.</li> </ul>	<ul style="list-style-type: none"> <li>Ground cover over bare soil</li> <li>Around plants</li> <li>Agricultural use</li> <li>Landscape top dressing</li> </ul>	Spread product around the base of plants and trees or out to the drip line at a depth of 4-6 inches (up to 12 inches for agricultural use).  Leave air space between product and stems or trunks.
<b>Plant Protection and Enhancement:</b> <ul style="list-style-type: none"> <li>Reduces drastic temperature changes.</li> <li>Decreases root compaction in heavy traffic areas.</li> <li>Reduces certain fungal diseases such as phytophthora (root rot)*</li> </ul>	<ul style="list-style-type: none"> <li>Bare soil</li> <li>Ground cover</li> <li>Agricultural use</li> </ul>	Spread product around the base of plants and trees or out to the drip line at a depth of 4-6 inches (up to 12 inches for agricultural use).  Leave air space between product and stems or trunks.

\*California Integrated Waste Management Board. (1999). Compost Demonstration Project, Southern California: Use of Yard Trimmings and Compost on Citrus and Avocado (Publication #443-99-010). Retrieved April 8, 2009, from CIWMB Website via GPO Access: [www.ciwmb.ca.gov/publications/Organics/44399010.doc](http://www.ciwmb.ca.gov/publications/Organics/44399010.doc)

# DIRECTIONS TO THE MIRAMAR GREENERY



The Miramar Greenery is located adjacent to the City's Miramar Landfill, located north of Highway 52 at 5180 Convoy Street.

## Hours:

Monday - Friday: 7 a.m. - 4:30 p.m.

Saturday, Sunday and most holidays: 7:30 a.m. - 4:30 p.m.

\*No hand loading/unloading after 4 p.m.

**For more information call 858-694-7000.**



The City of San Diego  
Environmental Services Department  
9601 Ridgehaven Court  
San Diego, California 92123  
[www.recyclingworks.com](http://www.recyclingworks.com)



Printed on Recycled Paper

This information is available in  
alternative formats upon request.