

How to Get Your Resident ID Card for City of San Diego Golf Courses

A Simple Way to Show You're a San Diego Resident

To get exclusive resident rates at City of San Diego golf courses, you'll need to purchase a Resident ID Card for \$25.

Resident Cards can only be purchased by verified residents of the City of San Diego. The City has partnered with foreUP, for tee times and pass purchases, and ID.me, to verify resident status.

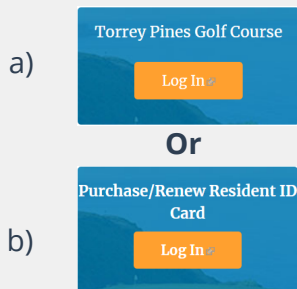
Please note, to qualify for a Resident ID Card, your address must be within the council-defined districts of San Diego. Active-duty military stationed in San Diego and full-time students of San Diego colleges also qualify. Business addresses are not accepted.

What You'll Need

- ✓ A City of San Diego address
- ✓ Phone number OR identification document, like driver's license or passport
- ✓ Document that shows your full name and City of San Diego address, like auto registration (as required)
- ✓ For active-duty military stationed in the City of San Diego: Military ID, .mil email, USAA membership, or service records
- ✓ For full-time students of City of San Diego colleges: Student ID or schedule

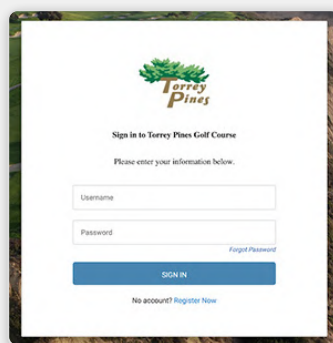
How it Works

Log In to foreUP




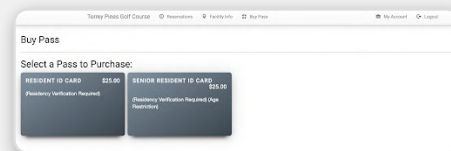
1

On Google Chrome, go to www.sandiego.gov/golf and scroll down to "Resident I.D. Cards – Now Available Online!" Click the "Purchase/Renew Now" button. Alternatively, you can use the San Diego City Golf app. Open the app, select "Book Tee Times," and select the course you would like to play.



2

Log in to your San Diego golf course account or click "Register Now" to create a new account. If you have an existing account (i.e., you've made tee times online in the past), it's critical that you do not create a new account. Instead, use the "Forgot Password" link to reset your login information.



3

Select "Buy Pass" from the top menu and then select either the standard Resident ID Card or the Senior Resident ID Card (ages 62+). Once you've chosen the appropriate Resident ID Card, click the "Verify with ID.me" button to verify your City of San Diego residency.

Verify Your Residency with ID.me

ID.me + foreUP

1

VERIFYING IS FAST AND EASY

Access thousands of discounts and special offers by confirming your community status with ID.me

Which group best describes you?

Military

Student

Resident

Continue to sign in

[Not sure which verification option to select?](#)

Choose Your Group

Select "Resident," or if you qualify as active-duty military stationed in the City of San Diego or a full-time student of an accredited City of San Diego college / university, select the appropriate option instead. Active duty military will only need to verify military status. Students at an approved San Diego campus will only need to verify student status.

ID.me + UP

2

Sign In or [sign up for an account](#)

Email

Enter your email

Password

Enter your password

Sign in

[Forgot Password](#)

Sign In / Sign Up

Sign up for an ID.me account and confirm your email by clicking a link sent to your inbox, then proceed to Step 3.

If you already have an account, simply sign in. If your residency has been verified at your San Diego address within the past year, you'll skip directly to purchasing your Resident ID Card. Otherwise, you'll skip to Step 4.

IMPORTANT: Your foreUP account and ID.me account email addresses must match. To verify email addresses on file with foreUP, visit the foreUP Account Information page.

ID.me + UP

3

VERIFY YOUR IDENTITY

There are several options for you to verify your identity and this process only takes a few minutes. You'll only need to verify your identity once.

We'll need your permission to use details from your credit profile and other public sources to verify your identity. Don't worry, this won't affect your credit score.

Choose a verification method

Upload photos of your license or state ID
Upload photos of your driver's license or state ID, and enter your social security number.

Start now

Verify using your phone number
Enter your personal mobile phone number. Then we'll confirm your identity with telecom operators.

Start now

Choose How to Verify

Verify your identity by entering your phone number or by uploading a photo of an ID document, like your license, state ID, passport, or passport card. If you choose to verify via ID document, you'll have the option to upload a photo from your computer or to take a photo with your camera phone. If you're completing this process on mobile, please be aware that you will need to return to the previous tab once you complete the document upload.

ID.me + UP 4

RESIDENT

Please complete the information below. Upon success, you may be asked to upload a document for review.

Address within San Diego, California.

Street *

City *

State * Zip Code *

Enter Address (as required)

If your phone number or ID document is not tied to your City of San Diego residence, you'll be asked to enter your City of San Diego address.

ID.me + UP 5

RESIDENT

Acceptable types of documents are listed in the drop-down below.

Please select your document type

All documentation should show your full name and not be expired.

Back Continue

Confirm Residency (as required)

Upload a document that shows your full name and the address you entered in Step 4. Acceptable documents include driver's license, auto registration card, property tax bill, or class schedule from a City of San Diego college / university. Choose to upload from your computer or enter your phone number to take photos with your camera phone. Click "Continue" once you've uploaded your residency document.

ID.me + UP 6

RESIDENT

We are processing your request

Review may take a few minutes (or longer during peak volumes).

Submitting duplicate requests may delay or block approvals.

You will receive an email once complete.

Questions? Visit [ID.me Support](#).

You may now close this tab.

Wait for Processing

You're almost there! Please give ID.me a moment to process your submission before you move on to the next screen. If you choose to close this tab, ID.me will send you an email with a link once your residency status has been determined. Otherwise, the screen will refresh once the residency check is complete.

Your residency has been verified!

Your San Diego residency has been verified. Click "Continue" then click "Allow" to authorize ID.me to send your data to foreUP and San Diego. You must click "Allow" to purchase your Resident ID card.

You will then be directed back to foreUP to purchase your Resident ID Card. To complete the purchase online, check the terms and conditions box and click "Buy Pass". Next, select "Complete Purchase", enter in your payment information, and click submit. If you already had a card, it's now renewed. If you're a new cardholder, you may pick up the physical card at any City of San Diego golf facility upon your next visit.

All that's left is to start scheduling your tee times!

If you have any questions or require additional assistance, please navigate to help.id.me and submit an inquiry. ID.me's member support team is available 24 hours a day, 7 days a week and will get back to you as soon as possible.

ID.me

RESIDENT

You're Verified!

To take advantage of Resident offers and benefits, click Continue

Your verified credential allows you to easily prove that you are eligible for select resident discounts.

Continue